

# OPERATING YOUR EMV

## USING INCHARGE ICE CHARGER - STOP A CHARGING SESSION

This procedure was developed using the ICE chargers from InCharge.

The vehicle cannot be driven when a charge plug is connected to the charge port.

Please contact your local IC dealer if you experience any charging issues.

If steps are not followed in order, charging errors may occur.

NOTE: Only use the emergency release cord in emergencies. Do not pull emergency release cord to stop a normal charging event.



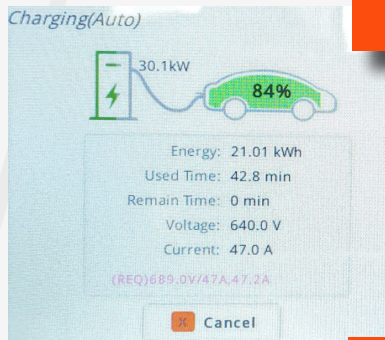
1

Press charger interface button **to stop charging session.**



4

The **emergency release cord** will extend outward.




2

Charger status will show disconnecting / session ending.




5

LED indicator will turn **BLUE.**



3

**Wait 15 seconds** and press the charge interface button a second time.



6

Unplug charging cord by **pressing the release button** on top of the charging handle.



ELECTRIC

