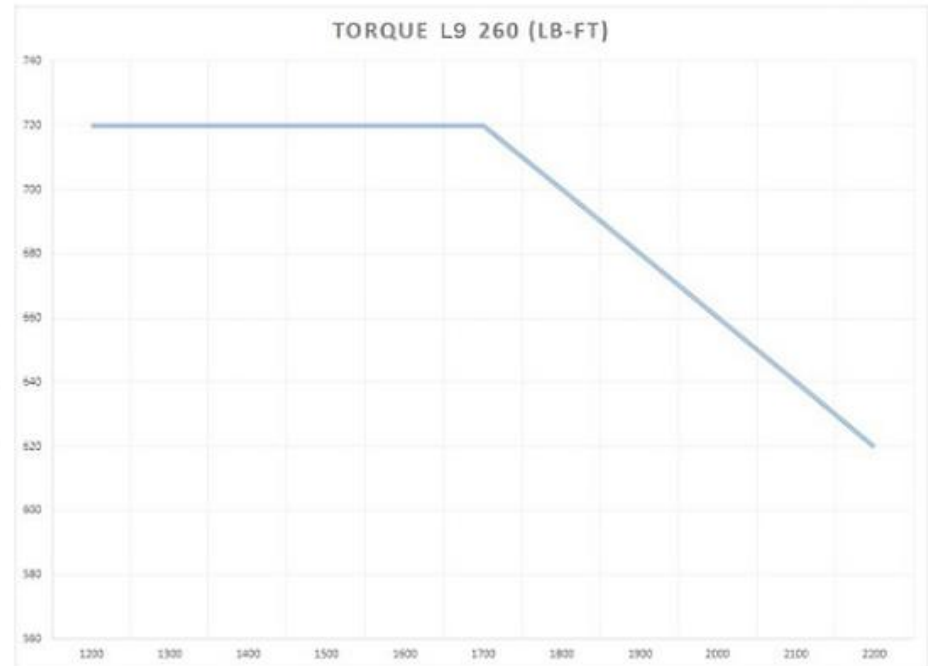


TORQUE CURVES 1

The L9 is one of the major reasons that Cummins engines are an industry favorite in medium-duty and vocational trucks, including dump trucks, mixers and refuse haulers. The L9 delivers better. Every truck.

Specs

Horsepower (kW)	260 (194)
Peak Torque lb-ft (Nm) @ rpm	720 (976) @ 1300
Gov. Speed (RPM)	2200
Clutch Engagement (lb-ft)	500

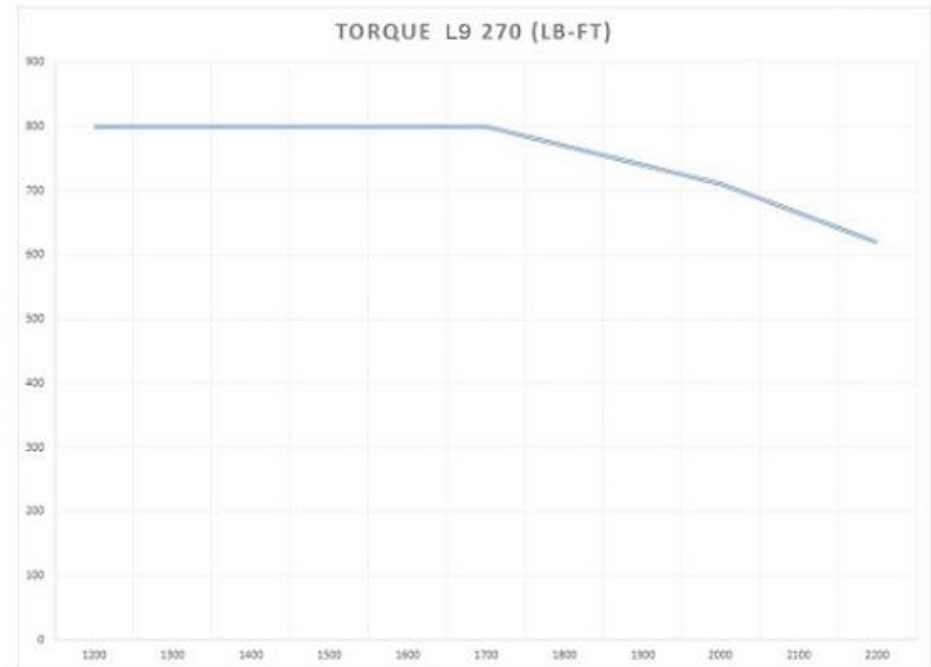


TORQUE CURVES 2

The L9 is one of the major reasons that Cummins engines are an industry favorite in medium-duty and vocational trucks, including dump trucks, mixers and refuse haulers. The L9 delivers better. Every truck.

Specs

Horsepower (kW)	270 (201)
Peak Torque lb-ft (Nm) @ rpm	800 (1085) @ 1300
Gov. Speed (RPM)	2200
Clutch Engagement (lb-ft)	500

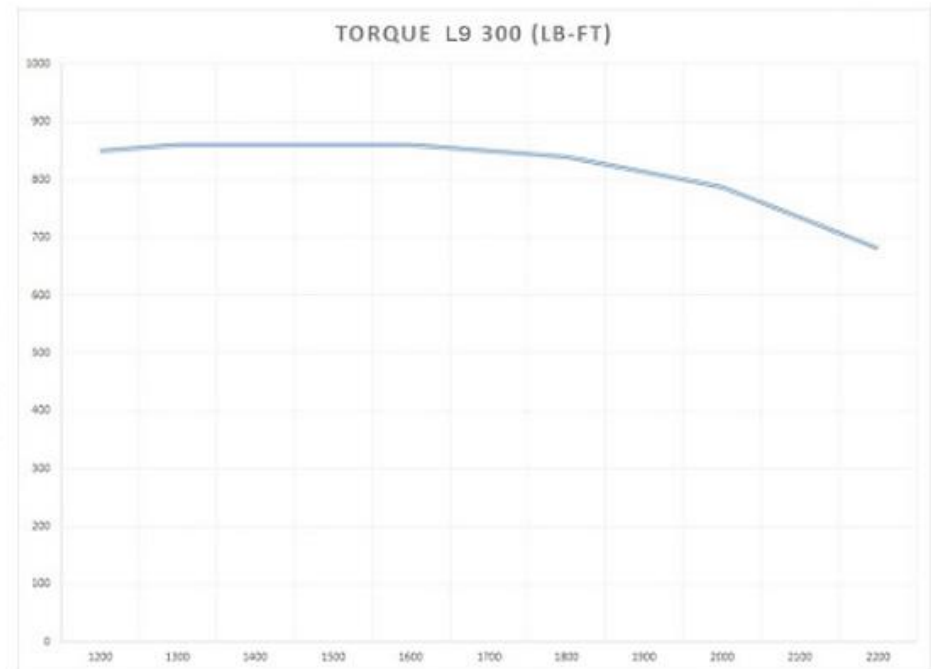


TORQUE CURVES 3

The L9 is one of the major reasons that Cummins engines are an industry favorite in medium-duty and vocational trucks, including dump trucks, mixers and refuse haulers. The L9 delivers better. Every truck.

Specs

Horsepower (kW)	300 (224)
Peak Torque lb-ft (Nm) @ rpm	860 (1166) @ 1300
Gov. Speed (RPM)	2200
Clutch Engagement (lb-ft)	500

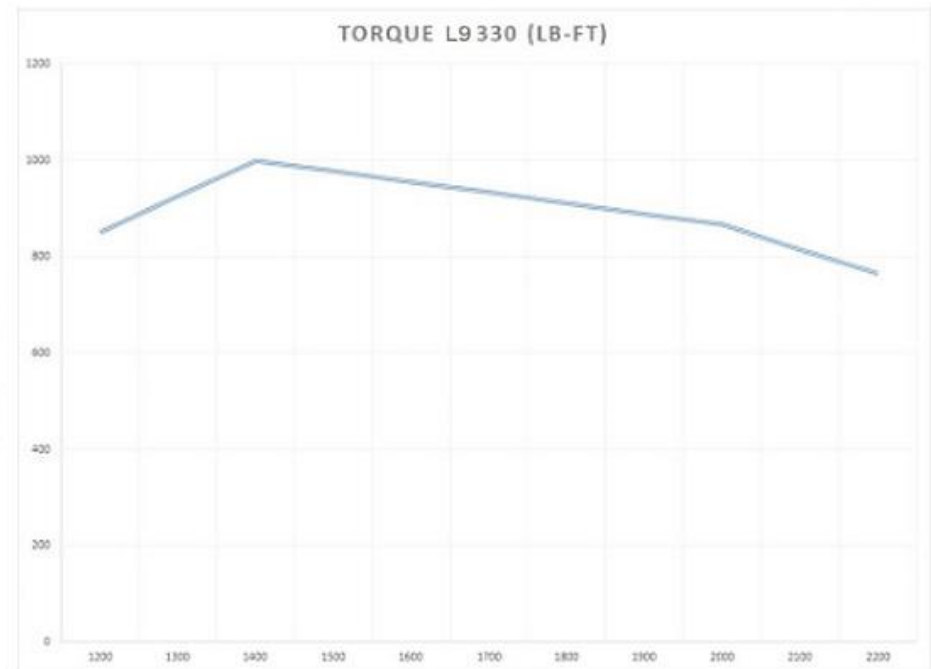


TORQUE CURVES 4

The L9 is one of the major reasons that Cummins engines are an industry favorite in medium-duty and vocational trucks, including dump trucks, mixers and refuse haulers. The L9 delivers better. Every truck.

Specs

Horsepower (kW)	330 (246)
Peak Torque lb-ft (Nm) @ rpm	1000 (1356) @ 1400
Gov. Speed (RPM)	2200
Clutch Engagement (lb-ft)	500

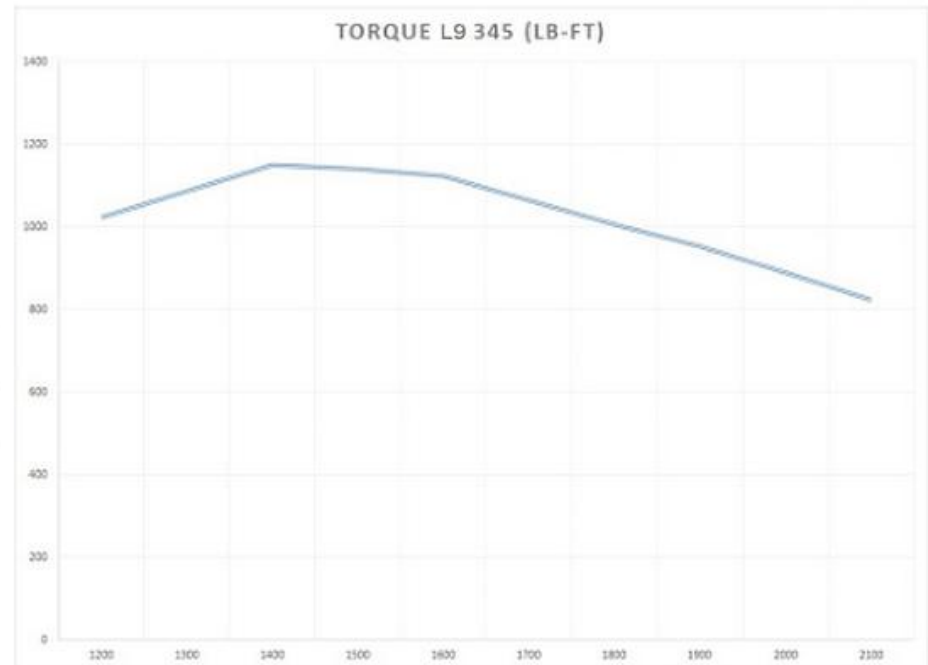


TORQUE CURVES 5

The L9 is one of the major reasons that Cummins engines are an industry favorite in medium-duty and vocational trucks, including dump trucks, mixers and refuse haulers. The L9 delivers better. Every truck.

Specs

Horsepower (kW)	345 (257)
Peak Torque lb-ft (Nm) @ rpm	1150 (1559) @ 1400
Gov. Speed (RPM)	2100
Clutch Engagement (lb-ft)	550

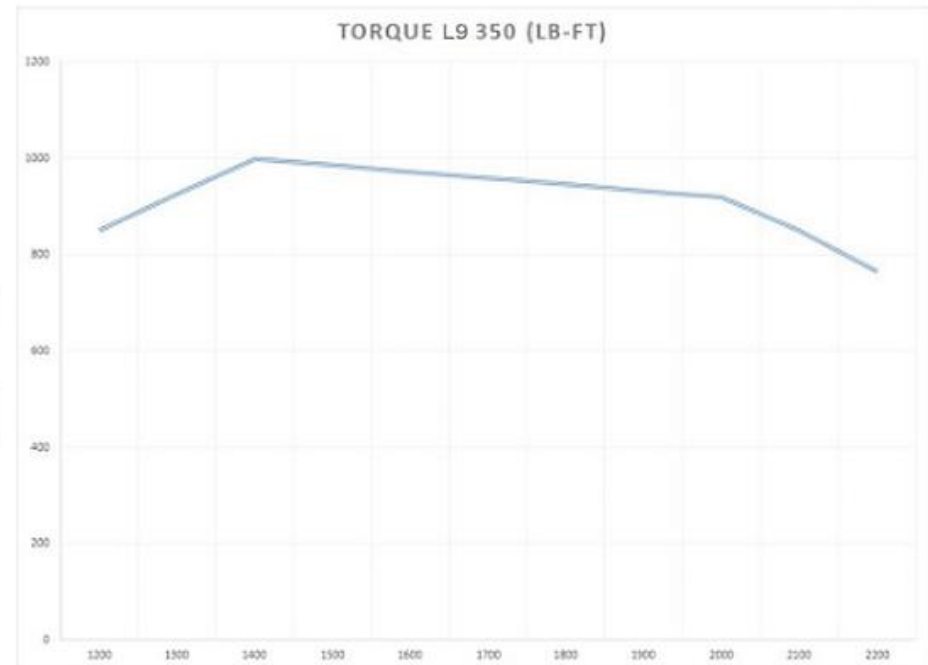


TORQUE CURVES 6

The L9 is one of the major reasons that Cummins engines are an industry favorite in medium-duty and vocational trucks, including dump trucks, mixers and refuse haulers. The L9 delivers better. Every truck.

Specs

Horsepower (kW)	350 (261)
Peak Torque lb-ft (Nm) @ rpm	1000 (1356) @ 1400
Gov. Speed (RPM)	2200
Clutch Engagement (lb-ft)	500

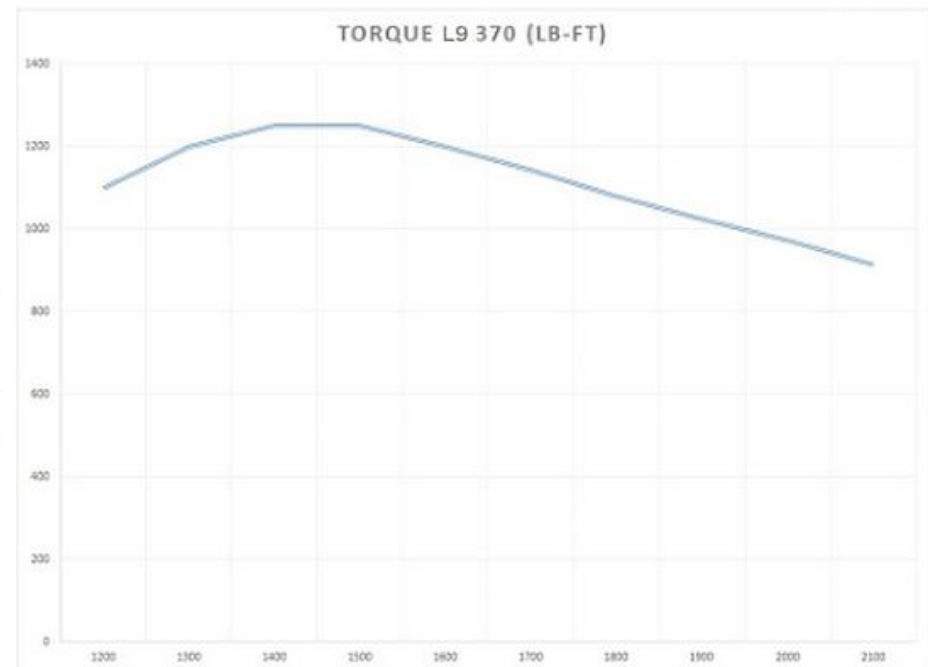


TORQUE CURVES 7

The L9 is one of the major reasons that Cummins engines are an industry favorite in medium-duty and vocational trucks, including dump trucks, mixers and refuse haulers. The L9 delivers better. Every truck.

Specs

Horsepower (kW)	370 (276)
Peak Torque lb-ft (Nm) @ rpm	1250 (1695) @ 1400
Gov. Speed (RPM)	2100
Clutch Engagement (lb-ft)	550



TORQUE CURVES 7

The L9 is one of the major reasons that Cummins engines are an industry favorite in medium-duty and vocational trucks, including dump trucks, mixers and refuse haulers. The L9 delivers better. Every truck.

Specs

Horsepower (kW)	370 (276)
Peak Torque lb-ft (Nm) @ rpm	1250 (1695) @ 1400
Gov. Speed (RPM)	2100
Clutch Engagement (lb-ft)	550

