
Tips

1

Tips for Diamond Logic® Builder Field Users & TEMs	1-1
--	-----

Body Integration Unit Code Quick Reference Guide

2

Air Solenoid Features	2-1
Body Builder Integration Harnesses	2-1
Body Builder Wiring for Stop, Tail, Turn Lights	2-2
Indicator Lights and Alarms	2-2
Lift Gate Accommodation Packages	2-3
Power Features Using Remote Power Modules	2-3
PTO (Power Take Off) and PTO Hourmeter	2-4
Remote Engine Speed Controls	2-4
Remote Start/Stop	2-5
RPM's	2-5
Work Light and Outside Cab Power Features	2-7
Battery Disconnect Switch Features	2-7
CB and 2-Way Radio Accommodation Packages	2-7
In-Cab Battery Feed Power Sources	2-8
Productivity Features	2-8
Lighting Accommodations	2-8
Transmission Spare Input/Output	2-9
Gauges and Fault Code Display	2-9
PowerPack 3 Primary and Temporary Mount Features	2-9
Theft Deterrent	2-9
Hybrid Electric Vehicle	2-9

Body Controller Input Connector Pin	3-1
Remote Power Modules(RPM's)	3-1
RPM Mounting Brackets	3-1
RPM Power Connection	3-2
RPM Input Connector, Black 23-Way J3	3-2
RPM Output Connector, Brown J4	3-2
Terminal Kit For Input/Output Connectors	3-3
Datalink Connectors J1939	3-3
Switch Packs	3-4
Hardwired Switches	3-5
Switches and LEDs	3-5
Pre-Label Switches	3-6
Indicators and LEDs	3-11
Graphics and Tool	3-12
Cluster Lens Graphics	3-13
Auxiliary Air Gauges	3-14
Air Solenoid Modules	3-14
Remote Engine Speed Control Module(RESCM)	3-16
Harnesses	3-17
Transmission Interface	3-18
Back Lights Terminals for 08HAB and 08HAE	3-19
Theft Deterrent Kit	3-20
Pre 2007 Emissions Power Pack 3 Kits	3-21
Post 2007 Emissions Power Pack 3 Kits	3-21
Pre / Post 2007 Emissions Power Pack 3 GFCI/Inverter Service Parts	3-21
Omnex Remote Control System	3-22

Tips for Diamond Logic® Builder Field Users & TEMs1-1

Tips for Diamond Logic® Builder Field Users & TEMs

1. When ordering switches or indicator lights, don't forget to order the related LEDs.
2. When ordering and installing an aftermarket RPM kit, remember to order the proper bracket specific to the vehicle model and RPM location.
3. When adding additional RPM's to a vehicle, you must consider the following:
 - Distance between the existing RPM's and the new RPM's. Power harnesses and datalink harnesses must be ordered in the proper length to ensure connections can easily be accomplished.
 - Number of switch locations needed, and if additional 6 pack or 12 pack switchpacks will be needed.
 - What switch graphics will be needed, and if additional graphic sheets will need to be ordered.
4. If erratic datalink problems are encountered, make sure that both J1939 datalink terminating resistors are properly installed at the ends of the datalink.
5. Ensure that the proper gauge wire is used when connecting to RPM input and output connectors and any other exterior connection on the vehicle. If seals are required, ensure the proper size seal is used for the wire gauge. (Improper wire seal techniques may result in corrosion to terminals and module pins. If corrosion is severe enough, the modules may be ruined by the corrosion).
6. The proper orientation of a switchpack in the dash is when the white wire is coming out of the top of the wire bundle on the rear of the pack.
7. On 2007 vehicles there are no 7-pack air solenoids. All air solenoids will be installed on hard wired 4-pack air solenoids.
8. Feature code 12VZA is offered on International 2007 engines. This feature provides 13 wires out of the engine controller similar to the obsolete feature code 12VWV that controls preset, variable, and vernier throttle controls as well as transfer case feedback, speedometer and tachometer signals and Oil and Engine warning lights.

Tips

Air Solenoid Features

Normally Open	2-1
Normally Closed	2-1
Air Horn	2-1
Body Builder Integration Harnesses	2-1
Body Builder Wiring for Stop, Tail, Turn Lights	2-2
Indicator Lights and Alarms	2-2
Lift Gate Accommodation Packages	2-3
Power Features Using Remote Power Modules	2-3
PTO (Power Take Off) and PTO Hourmeter	2-4
Remote Engine Speed Controls	2-4
Remote Start/Stop	2-5
RPM's	2-5
Work Light and Outside Cab Power Features	2-7
Battery Disconnect Switch Features	2-7
CB and 2-Way Radio Accommodation Packages	2-7
In-Cab Battery Feed Power Sources	2-8
Productivity Features	2-8
Lighting Accommodations	2-8
Transmission Spare Input/Output	2-9
Gauges and Fault Code Display	2-9
PowerPack 3 Primary and Temporary Mount Features	2-9
Theft Deterrent	2-9
Hybrid Electric Vehicle	2-9

Air Solenoid Features

Normally Open

Unit Code	Description
08WGP	SOLENOID, AIR-For Customer Use; Provides (5) Normally Open Pilot Air Source, Approx. 4 CFM; Includes Switch in Cab; Air Exhausted Only with Key in "Ignition" or "Accessory" position; Air Will be Supplied with Key in "Off" Position
08WGR	SOLENOID, AIR-For Customer Use; Provides (6) Normally Open Pilot Air Source, Approx. 4 CFM; Includes Switch in Cab; Air Exhausted Only With Key in "Ignition" or "Accessory" position; Air Will be Supplied with Key in "Off" Position

Normally Closed

Unit Code	Description
08WGA	SOLENOID, AIR-For Customer Use; Provides (1) Normally Closed Pilot Air Source, Approx. 4 CFM, Includes Switch in Cab; Air Available Only With Key in "Ignition" or "Accessory" Position; Air Will Exhaust with Key in "Off" Position
08WGB	SOLENOID, AIR-For Customer Use; Provides (2) Normally Closed Pilot Air Source, Approx. 4 CFM, Includes Switch in Cab; Air Available Only With Key in "Ignition" or "Accessory" Position; Air Will Exhaust with Key in "Off" Position
08WGC	SOLENOID, AIR-For Customer Use; Provides (3) Normally Closed Pilot Air Source, Approx. 4 CFM, Includes Switch in Cab; Air Available Only With Key in "Ignition" or "Accessory" Position; Air Will Exhaust with Key in "Off" Position
08WGD	SOLENOID, AIR-For Customer Use; Provides (4) Normally Closed Pilot Air Source, Approx. 4 CFM, Includes Switch in Cab; Air Available Only With Key in "Ignition" or "Accessory" Position; Air Will Exhaust with Key in "Off" Position
08WKM	SOLENOID, AIR for customer use; provides (6) normally closed pilot air source, approx. 4 CFM, includes switch in cab; air available only with key in "IGNITION" or "ACCESSORY" position; air will exhaust with key in "OFF" position

Air Horn

Unit Code	Description
08WEE	SWITCH, AIR HORN, PASSENGER fire truck application; switch located in instrument panel close to passenger, driver also to activate switch at steering wheel

Body Builder Integration Harnesses

(Note: Requires Advanced Logic to control these Inputs/Outputs)

Unit Code	Description
60ACW	BDY INTG, I/O EXPANSION HARNES (for Diamond Logic Builder)-In-Cab wire harness (DLB) program only, Includes a harness with five blunt cut wires routed on lower left of instrument panel. Two ground active inputs and two (.5 Amp) relay drivers outputs are provided
08HAT	BODY WIRING SPECIAL Includes wires installed through the dash panel and end in engine compartment, in cab wire ends will have ESC input terminals, engine compartment wire end will have sealed connector
08WZG	JUNCTION BLOCK Stud, 100 amp battery feed, protected by a fusible link, stud to be used for body builder feeds inside cab
12VYL	ACCESSORY WIRING, SPECIAL for road speed wire coiled under instrument panel for customer
60ABM	BDY INTG, RPM I/O HARNESS includes a harness with six input blunt cut wires and six output blunt cut wires, for use with one RPM
60ABN	BDY INTG, RPM I/O HARNESS includes two harnesses with six input blunt cut wires and six output blunt cut wires, for use with two RPM

Body Integration Unit Code Quick Reference Guide

Body Builder Wiring for Stop, Tail, Turn Lights

Unit Code	Description
08TME	TRAILER CONNECTION SOCKET-7-Way; Mounted at Rear of Frame, Wired for Turn Signals Independent of Stop, Compatible With Trailers That Have Amber or Side Turn Lamps
08TMG	TRAILER CONNECTION SOCKET-7-Way; Mounted at rear of Frame, Wired for Turn Signals Combined With Stop, Compatible With Trailers That Use Combined Stop, Tail, Turn Lamps
08HAA	BODY BUILDER WIRING-To Rear of Frame, With Stop, Tail, Turn, and Marker Lights Circuits, Ignition Controlled Auxiliary Feed and Ground, Less Trailer Socket
08HAB	BODY BUILDER WIRING-Back of Standard Cab at Left Frame or Under Extended or Crew Cab at Left Frame; Includes Sealed Connectors for Tail/Amber Turn/Marker/ Backup/Accessory Power/Ground and Sealed Connector for Stop/Turn
08HAE	BODY BUILDER WIRING-Rear of Frame; Includes Sealed Connectors for Tail/Amber Turn/Marker/ Backup/Accessory Power/Ground and Sealed Connector for Stop/Turn
08HAG	ELECTRIC TRAILER BRAKE/LIGHTS Accommodation Package to rear of frame; for separate trailer stop, tail, turn, marker light circuits; includes electric trailer brake accommodation package with cab connections for mounting customer-installed electric brake unit, less trailer socket
08HAH	ELECTRIC TRAILER BRAKE/LIGHTS Accommodation Package to rear of frame; for combined trailer stop, tail, turn, marker light circuits; includes electric trailer brake accommodation package with cab connections for mounting customer-installed electric brake unit, less trailer socket
08HAU	BODY BUILDER WIRING INSIDE CAB; includes sealed connectors for tail/amber, turn/marker/backup/accessory, power/ground, and stop/turn
08THU	TRAILER SOCKET 7-Way; with battery fed circuit to center pin, with 30 amp fuse and relay controlled by switch with indicator light on instrument panel fed from hot battery feed, when parking brake is applied, not wired thru key switch
08TMN	STOP, TURN, TAIL & B/U LIGHTS {Truck Lite Super 40} less power module; less rubber mount; must include separate rear reflectors
08THG	AUX. TRAILER SOCKET 7-Way; with battery fed circuit to center pin, with 25 amp fuse and relay controlled by switch with indicator light on instrument panel fed from hot battery feed (not wired thru key switch)
08THH	AUX. TRAILER SOCKET 7-Way; with battery fed circuit to center pin, with 25 amp fuse and relay controlled by switch with indicator light controlled by accessory side of key switch, switch mounted on instrument panel
08TKK	TRAILER AUXILIARY FEED CIRCUIT for electric trailer brake accommodation/ air trailer ABS; with 30 amp fuse and relay, controlled by ignition switch
08NAA	TAIL LIGHT WIRING MODIFIED includes: wiring for standard left & right tail lights; separate 8.0' of extra cable wiring for left & right body mounted tail lights
08WEB	SPECIAL WIRING HARNESS, BODY for chassis, with 6' additional length to accommodate drop frame beverage body application
08WEX	AUXILIARY HARNESS for auxiliary power source; 30 amp, key switched, 2-pin connector, located on floor between seats

Indicator Lights and Alarms

Unit Code	Description
60AJC	BDY INTG, INDICATOR LIGHTS-1 for Gate Open and 1 for Rear Alert, Includes Audible Alarm, Programmable Mode for Various Switch Action (requires 2 Remote Power Module inputs)
60AJD	BDY INTG, INDICATOR LIGHTS-1 for Boom Out of Stow, 1 for Outriggers Deployed, Includes Audible Alarm and Interlock to Parking Brake, Programmable Mode for Various Switch Actions (requires 2 Remote Power Module inputs)

Indicator Lights and Alarms (cont'd.)

Unit Code	Description
60AJK	BDY INTG, INDICATOR LIGHTS-1 for Body Up, 1 for Gate Open, Includes Audible Alarm, Programmable Mode for Various Switch Actions. (Requires 2 Remote Power Module Inputs)
08WZP	INDICATOR, BATTERY WARNING green battery-on indicator, mounted on left side of instrument panel, to be used with factory-installed or customer-mounted battery disconnect switch
60AJR	BDY INTG, DASH IND. LT RED (1) for optional usage, customer to program
60AJS	BDY INTG, DASH IND. LT RED (2) for optional usage, customer to program
60AJT	BDY INTG, DASH IND. LT RED (3) for optional usage, customer to program
60AJU	BDY INTG, DASH IND. LT RED (6) for optional usage, customer to program
60AJV	BDY INTG, DASH IND. LT GREEN (1) for optional usage, customer to program
60AJW	BDY INTG, DASH IND. LT GREEN (2) for optional usage, customer to program
60AJX	BDY INTG, DASH IND. LT GREEN (3) for optional usage, customer to program
60AJY	BDY INTG, DASH IND. LT GREEN (6) for optional usage, customer to program
60AJZ	BDY INTG, DASH IND. LT YELLOW (1) for optional usage, customer to program
60AKA	BDY INTG, DASH IND. LT YELLOW (2) for optional usage, customer to program
60AKB	BDY INTG, DASH IND. LT YELLOW (3) for optional usage, customer to program
60AKC	BDY INTG, DASH IND. LT YELLOW (6) for optional usage, customer to program

Lift Gate Accommodation Packages

Unit Code	Description
08WJA	POWER SOURCE, SPECIAL-For Customer Installed Lift Gate; 200 Amp Max, Includes 2ga. Power Cable to End of Frame, Switch on Instrument Panel, With a Time Out Feature, Battery Discharge Protection, Controlling a Mag Switch Which Provides Power
08WCM	POWER SOURCE, SPECIAL special socket; single terminal for power lift gate feed, battery feed thru 150 amp circuit breaker to operate lift gate on trailer includes a 15' power cable coiled in cab
08WJB	POWER SOURCE, SPECIAL for customer installed lift gate; heavy duty, switch on instrument panel with a time out feature, battery discharge protection, controlling a mag switch which provides power
08WJH	POWER SOURCE, SPECIAL special socket; dual pole terminal, for power lift gate feed, battery feed thru 150 amp circuit breaker, to operate lift gate on trailer
08WNS	POWER SOURCE, SPECIAL for customer installed lift gate; 200 amp max, includes 00 ga. power cable to end of frame, switch on instrument panel, with a time out feature, battery discharge protection, controlling mag switch which provides power

Power Features Using Remote Power Modules

Unit Code	Description
60ACG	BDY INTG, SWITCH, INTERLOCKED-2 Position Latched Rocker, Backlit, with "ON" Indicator Mounted on Dash for 1; Auxiliary Load 20 amp Maximum; Output will disengage when Vehicle Exceeds 30 MPH, Programmable; Power Available Only in "Ignition" or "Accessory Position (requires 1 Remote Power Module output)
60ACH	BDY INTG, SWITCH, INTERLOCKED-2 Position Latched Rockers, Backlit, with "ON" Indicator Mtd on Dash, for 2; Auxiliary Load each 20 amp Maximum; Outputs will Disengage when Vehicle Exceeds 30 MPH, Programmable; Power Available Only in "Ignition" or "Accessory" Position (requires 2 Remote Power Module outputs)
60ACE	BDY INTG, SWITCH DUAL OUTPUT-2 Position Latched Rocker, Backlit, with "ON" Indicator Mounted on Dash, for 1; Auxiliary Load 40 amp Maximum; Power Available Only in "Ignition" or "Accessory" Position; Controls 2 Remote Power Modules (requires 2 Remote Power Module outputs)

Body Integration Unit Code Quick Reference Guide

Power Features Using Remote Power Modules (cont'd.)

Unit Code	Description
60ACS	BDY INTG, SWITCH MOMNTRY 3POS rocker, backlit, with "ON" indicator mounted on dash, latching software, for 1; auxiliary load 20 amp maximum; power available only in "IGNITION" or "ACCESSORY" position, output also controlled by a customer remote mounted switch (requires 1 Remote Power Module input and 1 output)
60ACT	BDY INTG, SWITCH MOMNTRY 3POS rocker, backlit, with "ON" indicator mounted on dash, latching software, for 2; auxiliary load 20 amp maximum; power available only in "IGNITION" or "ACCESSORY" position, output also controlled by a customer remote mounted switch (requires 2 Remote Power Module inputs and 2 outputs.
60ACU	BDY INTG, SWITCH MOMNTRY 3POS (3) rocker, backlit, with "ON" indicator mounted on dash, latching software, for 3; auxiliary load 20 amp maximum; power available only in "IGNITION" or "ACCESSORY" position, output also controlled by a customer remote mounted switch (requires 3 Remote Power Module inputs and 3 outputs)

PTO (Power Take Off) and PTO Hourmeter

Unit Code	Description
13XAA	PTO CONTROL, DASH MOUNTED-For Customer Provided PTO; Includes Switch, Electric/Air Solenoid, Piping and Wiring
60ABA	BDY INTG, PTO ACCOMMODATION-For Monitoring Cable Shift Engaged PTO, With Indicator Light and Audible Alarm in Gauge Cluster (requires 1 Remote Power Module input)
60ABB	BDY INTG, PTO ACCOMMODATION-For Muncie Lectra Shift PTO Engagement and Disengagement, With Switch Mounted on Dash; Includes Indicator Light and Audible Alarm in Gauge Cluster (requires 1 Remote Power Module input and 1 output)
60ABE	BDY INTG, PTO ACCOMMODATION-For Electric over Hydraulic PTO, Does Not Include Solenoids, With Switch Mounted on Dash, Includes Audible Alarm and Indicator Light in Gauge Cluster (Requires 1 Remote Power Module input and 1 output)
60ABK	BDY INTG, PTO ACCOMMODATION-For Electric over Air, Non Clutched PTO Engagement and Disengagement, Does not Include Air Solenoid, With Switch Mounted on Dash, Includes Audible Alarm and Indicator Light in Gauge Cluster (requires 1 Remote Input Power Module Input and 1 Output)
60ABL	BDY INTG, PTO ACCOMMODATION-For Electric over Air, Clutched PTO Engagement and Disengagement, Does not Include Air Solenoid, With Switch Mounted on Dash, Includes Audible Alarm and Indicator Light in Gauge Cluster (requires 1 Remote Power Module Input and 1 Output)
13WDN	PTO CONTROL, DASH MOUNTED for customer provided PTO; includes 2 independent illuminated switches, 2 electric/air solenoids, piping and wiring
16WLM	HOURLMETER, PTO for customer provided PTO; with indicator light and hourmeter in gauge cluster includes return wire for PTO feedback switch
60AKG	BDY INTG, PTO ACCOMMODATION for (3) rocker switches, (1) PTO switch, (2) generic switches to control (3) 30 amp relays, with programmable interlocks, for body builder hook up in the engine compartment left side, recommended for automatic transmissions

Remote Engine Speed Controls

Unit Code	Description
12VXY	ENGINE CONTROL, REMOTE MOUNTED-Provision for; Includes Module and Connector for Body Builder Installation of Remote Engine Speed Control, With SAE J1939 Communication
12VZA	ENGINE CONTROL, REMOTE MOUNTED-Provision for; Includes Wiring for Body Builder Installation of PTO Controls; With Ignition Switch Control for International post 2007 Emissions Electronic Engines

Remote Engine Speed Controls (cont'd.)

Unit Code	Description
12VZB	ENGINE CONTROL, REMOTE MOUNTED for PTO with Maxxforce 11 & 13 engines
12VXT	THROTTLE, HAND CONTROL engine speed control; electronic, stationary, variable speed; mounted on steering wheel
12VXU	THROTTLE, HAND CONTROL engine speed control for PTO; electronic, stationary pre-set, two speed settings; mounted on steering wheel
12VXV	THROTTLE, HAND CONTROL engine speed control for PTO: electronic, mobile, variable speed; (range 2 to 20 MPH) mounted on steering wheel
60AJA	BODY INTEGRATION, THROTTLE CONTROL accommodation for single customer mounted external engine speed control switch, programmable mode for various switch actions and engine speed control option; useable only while vehicle is stopped and the park brake is applied (requires 1 Remote Power Module input)
60AJE	BODY INTEGRATION, THROTTLE CONTROL Accommodation for on demand engine speed for single customer mounted pressure switch, programmable mode for various switch actions, useable only while vehicle is stopped and the park brake is applied (requires 1 Remote Power Module input)
60AJG	BODY INTEGRATION, THROTTLE CONTROL Accommodation for single customer mounted external engine speed control switch, for utility applications, programmable mode for various switch actions and engine speed control option, only with vehicle stopped and park brake is applied (requires 1 Remote Power Module input)
60AJH	BODY INTEGRATION, THROTTLE CONTROL for dual function input, for utility applications, remote throttle control when engine is running, and activating output for emergency power when the engine is not engaged; useable only when vehicle is stopped and park brake is applied (requires 1 Remote Power Module input & output)
60AJJ	BODY INTEGRATION, THROTTLE CONTROL Accommodation for single customer mounted momentary switch, for refuse applications, programmable mode various switch actions, useable only while vehicle is stopped and the park brake is applied (requires 1 Remote Power Module input)

Remote Start/Stop

Unit Code	Description
60ABC	BDY INTG, REMOTE START/STOP-To Start and Stop Vehicle Engine
60ABD	BDY INTG, REMOTE START/STOP-To Start and Stop Vehicle Engine, Will Start Emergency Pump Motor, Programmable Time Intervals

RPM's

Unit Code	Description
08SAJ	SWITCH, BODY CIRCUITS, MID-For Body Builders; 12 Switches in Instrument Panel, With Two Power Modules With 6 Channels, 20 Amp Max. per Channel, 80 Amp Max Output, Switch Control Power Modules Through Multiplex Wiring, Mounted on Battery Box BOC
08WSK	SWITCH, BODY CIRCUITS, REAR-For Bodybuilder; With 6 Momentary Switches in Instrument Panel; One Power Module, With 6 Channels, 20 Amp Per Channel and 80 Amp Max Output, Switches Control the Power Modules Through Multiplex Wiring, Mounted at Rear on Frame
08WSM	SWITCH, BODY CIRCUITS, MID-For Bodybuilder, With 6 Switches in Instrument Panel; One Power Module With 6 Channel, 20 Amp Max. Per Channel and 80 Amp Max Output, Switches Control the Power Module Through Multiplex Wiring, Mounted Battery Box Back of Cab
08WTJ	SWITCH, BODY CIRCUITS, REAR-For Bodybuilder; With 6 Switches in Instrument Panel (2-position switches); One Power Module, With 6 Channels, 20 Amp per Channel and 80 Amp Max Output, Switches Control the Power Modules Through Multiplex Wiring, Mounted at Rear of Frame

Body Integration Unit Code Quick Reference Guide

RPM's (cont'd.)

Unit Code	Description
60AAA	BODY INTEGRATION, REMOTE POWER MODULE-Mounted Under Cab; Up to 6 Outputs and 6 Inputs, Max. 20 amp. per Channel, Max. 80 amp. Total (Includes 1 Switch Pack With Latched Switches)
60AAB	BODY INTEGRATION, REMOTE POWER MODULE-Mounted Under Cab; Up to 6 Outputs and 6 Inputs each, Max. 20 amp. per Channel, Max. 80 amp. Total per Power Module (Includes Switch Packs With Latched Switches)
60AAD	BODY INTEGRATION, REMOTE POWER MODULE-Mounted Under Cab; Up to 6 Outputs and 6 Inputs, Max. 20 amp. per Channel, Max. 80 amp. Total (Includes 1 Switch Pack With Latched Switches Two Positions)
08VZR	SWITCH, BODY CIRCUITS, MID; for bodybuilder, 6 switches in instrument panel; one power module with 6 channels, 20 amp max per channel, 80 amp max output, switches control power module through multiplex wiring, mounted in cab behind driver seat
08VZS	SWITCH, BODY CIRCUITS, MID; for bodybuilder, 12 switches in instrument panel, two power modules with 6 channels, 20 amp max per channel, 80 amp max output, switch controls power modules through multiplex wiring, mounted in cab behind driver
60AAG	BODY INTEGRATION, REMOTE POWER MODULE mounted inside cab behind driver seat; up to 6 outputs & 6 inputs, max 20 amp per channel, max 80 amp total (includes 1 switch pack with latched switches)
60AAH	BODY INTEGRATION, REMOTE POWER MODULE (2) mounted inside cab behind driver seat; up to 6 outputs & 6 inputs each, max 20 amp per channel, max 80 amp total (includes 2 switch packs with latched switches)
60AAJ	BODY INTEGRATION, REMOTE POWER MODULE (3) mounted inside cab behind driver seat; up to 6 outputs & 6 inputs each, max 20 amp per channel, max 80 amp total (includes 3 switch packs with latched switches)
60AAK	BODY INTEGRATION, REMOTE POWER MODULE (2) SPECIAL; mounted inside cab behind driver seat; up to 6 outputs & 6 inputs each, max 20 amp per channel, max 80 amp total (includes 1 module with switch pack containing 6 latched switches and 1 module with hardware only)
60AAL	BODY INTEGRATION, REMOTE POWER MODULE SPECIAL; mounted inside cab behind driver seat; up to 6 outputs & 6 inputs each, max 20 amp per channel, max 80 amp total (3 modules with hardware only)
60AAM	BODY INTEGRATION, POWER MODULE AUX (1); mounted on the driver's side frame rail at rear of frame; up to 6 outputs & 6 inputs, max 20 amp per channel, max 80 amp total
60AAN	BODY INTEGRATION, POWER MODULE AUX (1); mounted back of cab; Up to 6 outputs & 6 inputs, max 20 amp per channel, max 80 amp total no switches included)
60ACA	BODY INTEGRATION, SWITCH LATCHED 2POS Rocker, backlit, with "ON" indicator mounted on dash, for 1: auxiliary load 20 amp max; power available only in "IGNITION" or "ACCESSORY" position (requires 1 Remote Power Module output) DO NOT ORDER –FOR FACTORY USE ONLY
60ACB	BODY INTEGRATION, SWITCH LATCHED 2POS (2) Rocker, backlit, with "ON" indicator mounted on dash, for 2: auxiliary load 20 amp max; power available only in "IGNITION" or "ACCESSORY" position (requires 2 Remote Power Module outputs) DO NOT ORDER –FOR FACTORY USE ONLY
60ACC	BODY INTEGRATION, SWITCH LATCHED 2POS Rocker, backlit, with "ON" indicator mounted on dash, for 3: auxiliary load 20 amp max; power available only in "IGNITION" or "ACCESSORY" position (requires 3 Remote Power Module outputs) DO NOT ORDER – FOR FACTORY USE ONLY
60ACD	BODY INTEGRATION, SWITCH LATCHED 2POS (4) Rocker, backlit, with "ON" indicator mounted on dash, for 4: auxiliary load 20 amp max; power available only in "IGNITION" or "ACCESSORY" position (requires 4 Remote Power Module outputs) DO NOT ORDER –FOR FACTORY USE ONLY
60ACJ	BODY INTEGRATION, SWITCH LATCHED 2POS (5) Rocker, backlit, with "ON" indicator mounted on dash, for 5: auxiliary load 20 amp max; power available only in "IGNITION" or "ACCESSORY" position (requires 5 Remote Power Module outputs) DO NOT ORDER –FOR FACTORY USE ONLY

RPM's (cont'd.)

Unit Code	Description
60ACK	BODY INTEGRATION, SWITCH LATCHED 2POS (6) Rocker, backlit, with "ON" indicator mounted on dash, for 6: auxiliary load 20 amp max; power available only in "IGNITION" or "ACCESSORY" position (requires 6 Remote Power Module outputs) DO NOT ORDER –FOR FACTORY USE ONLY
60ACV	BODY INTEGRATION, ADDITIONAL SWITCHES 2POS (6) Rocker, backlit, with "ON" indicator mounted on dash, for 6" ; additional auxiliary load 20 amp max; power available only in "IGNITION" or "ACCESSORY" position (requires 6 Remote Power Module outputs) DO NOT ORDER – FOR FACTORY USE ONLY

Work Light and Outside Cab Power Features

Unit Code	Description
08WLL	LIGHT-Work, Pedestal Mounted With Switch on Instrument Panel
08WMA	SWITCH, TOGGLE, FOR WORK LIGHT-Lighted; on Instrument Panel and Wiring Effects for Customer Furnished Back of Cab Light
08WAA	LIGHT, WORK {Truck Lite 81 Series} LED, Pedestal Mounted BOC with Switch on Instrument Panel
08XBK	SWITCH, AUXILIARY switch 40 amp circuit for customer use; includes wiring connection at PDC and control in cab
08TMH	SWITCH, AUXILIARY Accessory Control; for Wiring in Roof, with Maximum of 20 amp Load with Switches in Instrument Panel

Battery Disconnect Switch Features

Unit Code	Description
08WAD	BATTERY DISCONNECT SWITCH {Joseph Pollak} lever operated
08WCS	BATTERY DISCONNECT SWITCH {Joseph Pollak 51-315} positive type, lever operated, cab mounted
08WHX	BATTERY DISCONNECT SWITCH {Joseph Pollak 51-316} positive type, locking, key operated, mounted on battery box
08WHY	BATTERY DISCONNECT SWITCH {Joseph Pollak 51-316} positive type, locking, key operated, cab mounted
08WJT	BATTERY DISCONNECT SWITCH {Joseph Pollak} for cab power disconnect switch; lever operated, disconnects power to PDC, does not disconnect charging circuits, mounted on battery box
08WJU	BATTERY DISCONNECT SWITCH {Joseph Pollak} for cab power disconnect switch; locking, key operated, disconnects power to PDC, does not disconnect charging circuits, mounted on battery box
08WJV	BATTERY DISCONNECT SWITCH {Joseph Pollak} for cab power disconnect switch; lever operated, disconnects power to PDC, does not disconnect charging circuits, cab mounted
08WJW	BATTERY DISCONNECT SWITCH {Joseph Pollak} for cab power disconnect switch; key operated, disconnects power to PDC, does not disconnect charging circuits, cab mounted

CB and 2-Way Radio Accommodation Packages

Unit Code	Description
08RCB	CB RADIO accommodation package; header mounted; feeds from accessory side of ignition switch; includes power source and two antenna bases with wiring
08RBK	CB ANTENNA (2) {Pana-Pacific} full wave; 4.0' length includes "International" name on top 2-WAY RADIO wiring effects; wiring with 20 amp fuse protection, includes ignition wire with 5 amp fuse, wire ends heat

Body Integration Unit Code Quick Reference Guide

CB and 2-Way Radio Accommodation Packages (cont'd.)

Unit Code	Description
08REA	2-WAY RADIO wiring effects; wiring with 20 amp fuse protection, includes ignition wire with 5 amp fuse, wire ends heat shrink and 10' coil taped to base harness
08RGA	2-WAY RADIO wiring effects; wiring with 20 amp fuse protection, includes ignition wire with 5 amp fuse, wire ends heat shrink and routed to center of header console in cab

In-Cab Battery Feed Power Sources

Unit Code	Description
08518	CIGAR LIGHTER includes ash cup
08718	POWER SOURCE cigar type receptacle without plug and cord
08WCK	POWER SOURCE, terminal type 2-post

Productivity Features

Unit Code	Description
08WPZ	TEST EXTERIOR LIGHTS pre-trip inspection will cycle all exterior lamps except back-up lights
08WXD	ALARM, PARKING BRAKE electric horn sounds in repetitive manner when vehicle park brake is "NOT" set, with Ignition "OFF" and any door opened
08WGL	WINDSHIELD WIPER SPD CONTROL force wipers to slowest intermittent speed when park brake set and wipers left on for a predetermined time
08THN	TURN SIGNAL SWITCH with hazard flasher overrides brake, to be done with programming system controller
08WXB	HEADLIGHT WARNING BUZZER sounds when head light switch is on and ignition switch is in "OFF" position
16HCK	SEATBELT WARNING PREWIRE includes seat belt switches and seat sensors for all belted positions in the cab and a harness routed to the center of the dash for the aftermarket installation of the data recorder and seatbelt indicator systems, for 1 to 3 seat belts
16HCL	SEATBELT WARNING PREWIRE includes seat belt switches and seat sensors for all belted positions in the cab and a harness routed to the center of the dash for the aftermarket installation of the data recorder and seatbelt indicator systems, for 4 to 6 seat belts

Lighting Accommodations

Unit Code	Description
08THJ	AUXILIARY HARNESS-3.0' for Auxiliary Front Head Lights and Turn Signals for Front Plow Applications
08TNP	AUXILIARY HARNESS 5.0' for auxiliary front head lights and turn signals for front plow applications
08THV	DISCONNECT, FRONT HARNESS for guide post lights; connectors located at headlight connections, for customer installation
60AKK	BDY INTG, HEADLIGHTS, WIG WAG high beam wig wag with park brake interlock, park brake disables wig wag
60AKL	BDY INTG, HEADLIGHTS, WIG WAG high beam wig wag with park brake interlock, park brake disables high beam wig wag, enables low beam wig wag

Transmission Spare Input/Output

Unit Code	Description
13WDH	WIRING, TRANS, BODY BUILDER installed wiring for transmission/PTO controls, for Allison 2000, 2100, 2200, 2400, 2500 series transmission
13WUA	AUTOMATIC NEUTRAL Allison WT transmission shifts to neutral when parking brake is engaged and remains in neutral when park brake is disengaged

Gauges and Fault Code Display

Unit Code	Description
04SBL	AIR COMPRESSOR {Bendix Tu-Flo 550} 13.2 CFM capacity; and tank for air source on hydraulic chassis
16HGG	GAUGE, oil temp, engine
16HGH	GAUGE, oil temp, Allison trans
16HGJ	GAUGE, oil temp, manual tran
16HGL	GAUGE, oil temp, rear axle
16HGN	GAUGE, air application
16HHT	AMMETER 150 amp
16HKA	IP CLUSTER DISPLAY omit display of fault codes in instrument cluster and disable blink codes, requires service tool to retrieve and view fault code
16HKT	IP CLUSTER DISPLAY on board diagnostics display of fault codes in gauge cluster

PowerPack 3 Primary and Temporary Mount Features

Unit Code	Description
60AAC	BDY INTG, POWER INVERTER stationary only; battery box mount, 3000 watt, on/off switch in instrument panel, includes 120 volt AC wiring connection for customer mounted power outlet
60AAE	BDY INTG, POWER INVERTER stationary only; temporary mount on frame rail for customer installation; 3000 watt, on/off switch in instrument panel, includes 120 volt AC wiring connection for customer mounted power outlet, body company must be a certified PowerPack 3 installer or warranty will be void
60AJN	BDY INTG, POWER INVERTER mobile and stationary; battery box mount, 3000 watt, on/off switch in instrument panel, includes 120 volt AC wiring connection for customer mounted power outlet

Theft Deterrent

Unit Code	Description
60ACX	BDY INTG, THEFT DETERRENT SYS includes one (1) switch pack of six switches

Hybrid Electric Vehicle

Unit Code	Description
13GSB	TRANSMISSION, MANUAL {Eaton Fuller Eaton Hybrid EH-8E306A-CD} 6-speed automated manual, hybrid drive unit, with electronic shift controls, without ePTO capability
13GSC	TRANSMISSION, MANUAL {Eaton Fuller Eaton Hybrid EH-8E306A-UP} 6-speed automated manual, hybrid drive unit, with electronic shift controls, with ePTO capability



Body Integration Unit Code Quick Reference Guide

Hybrid Electric Vehicle (cont'd.)



Unit Code	Description
13GSS	TRANSMISSION, MANUAL {Eaton Fuller Eaton Hybrid EH-8E306A-T} 6-speed automated manual, hybrid drive unit, with electronic shift controls, without ePTO capability
13ZYV	HEV, POWER ELECTRONICS CARRIER {Eaton} with hybrid, temporary mounted, includes cooling system LSM back of fuel tank
13ZYW	HEV, POWER ELECTRONICS CARRIER {Eaton} with hybrid, temporary mounted, includes cooling system LSM back of battery box
13ZYX	HEV, POWER ELECTRONICS CARRIER {Eaton} with hybrid, mounted under cab, includes cooling system LSM behind PEC
60AKD	BDY INTG, AUX POWER GEN HYBRID (1) 5000 Watt, Eaton, On/Off (APG) button on shift selector, mounted inside rail, back of cab, includes (3) 120 volt AC power outlets, (to be mounted by body builder)
60AKE	BDY INTG, AUX POWER GEN HYBRID (1) 5000 Watt, Eaton, on/off (APG) button on shift selector, mounted left side outside rail, back of cab, includes (3) 120 volt AC power outlets, (to be mounted by body builder)

Body Controller Input Connector Pin	3-1
Remote Power Modules(RPM's)	3-1
RPM Mounting Brackets	3-1
RPM Power Connection	3-2
RPM Input Connector, Black 23-Way J3	3-2
RPM Output Connector, Brown J4	3-2
Terminal Kit For Input/Output Connectors	3-3
Datalink Connectors J1939	3-3
Switch Packs	3-4
Hardwired Switches	3-5
Switches and LEDs	3-5
Pre-Label Switches	3-6
Indicators and LEDs	3-11
Graphics and Tool	3-12
Cluster Lens Graphics	3-13
Auxiliary Air Gauges	3-14
Air Solenoid Modules	3-14
Remote Engine Speed Control Module(RESCM)	3-16
Harnesses	3-17
Transmission Interface	3-18
Back Lights Terminals for 08HAB and 08HAE	3-19
Theft Deterrent Kit	3-20
Pre 2007 Emissions Power Pack 3 Kits	3-21
Post 2007 Emissions Power Pack 3 Kits	3-21
Pre / Post 2007 Emissions Power Pack 3 GFCI/Inverter Service Parts	3-21
Omnex Remote Control System	3-22





Body Controller Input Connector Pin

Part Description	Long Description	Part Number	Figure
Terminal, Cable Female 16-18 Gauge	Body controller input connector pin w/6" lead	3522073C1	
Terminal, Cable Female 12-14 Gauge	Body controller output connector terminal	3544877C1	

Remote Power Modules(RPM's)





Part Description	Long Description	Part Number	Figure
Kit, Remote Power Module BOC	Complete Bottom Of Cab RPM kit including switches, datalink wires etc. (Pre 2007 Vehicles)	2585983C97	
Kit, Remote Power Module BOC	Complete Bottom Of Cab RPM kit including switches, datalink wires etc. (Post 2007 Vehicles)	2594132C96	
Kit, Remote Power Module w/JMPR	RPM by itself	2588909C95	

RPM Mounting Brackets



Part Description	Long Description	Part Number	Figure
Bracket, Control Module Remote Power	4000 Back of Cab RPM bracket	3558794C1	
Bracket, Control Module Remote Power	7000 Daycab RPM bracket	3582976C2	
Bracket, Mounting Remote Power Module	7000 Crew/Extended RPM bracket	3582983C2	
Bracket, Control Module Remote Power	Back of Frame RPM mounting bracket	3554544C1	

Body Integration Part Numbers





RPM Power Connection

Part Description	Long Description	Part Number	Figure
Connector, Electrical Harness Size 4	Connector, male RPM power	3517760C1	
Terminal, Cable Socket	Connector, female Terminal RPM power(used with 3517760C1)	3517757C1	
Connector, Cable to Plug 4 Gauge	Connector, female RPM power	3517759C1	
Terminal, Cable 4 Gauge	Connector, male Terminal RPM power(used with 3517759C1)	3517758C1	





RPM Input Connector, Black 23-Way J3

Part Description	Long Description	Part Number	Figure
Connector, Body 23 Way	23-way Remote Power Module input connector (Black)	2588914C1	
Terminal, Cable 20, 16 Gauge	Black 23-way RPM input connector terminal 16, 18, 20 gauge	1698937C1	



RPM Output Connector, Brown J4

Part Description	Long Description	Part Number	Figure
Connector, Body 8 Way Sealed Male Brown	8-way remote power Module Output connector (Brown)	3548934C1	
Lock, Connector Body 8 Way	Connector Lock (Lt Grey), 8-way brown RPM connector	3548943C1	
Plug, Sealing 150 Series	Cavity Plug (Dk Red), 8-way brown RPM connector	2025431C1	
Terminal, Cable	Terminal, 12 g, 8-way brown RPM connector	3534163C1	



RPM Output Connector, Brown J4 (cont'd.)

Part Description	Long Description	Part Number	Figure
Seal, Cable Terminal	Seal (Blue), 12 g, 8-way brown RPM connector (used with 3534163C1)	3548945C1	
Terminal, Cable Female 14 Gauge	Terminal, 14 g, 16 g, 8-way brown RPM connector	3535931C1	
Seal, Cable Terminal	Seal, (Dk Red) 14 g, 8-way brown RPM connector (used with 3535931C1)	3535937C1	
Seal, Cable Terminal	Seal, (Purple) 16g, 8-way brown RPM connector (used with 3535930C1)	3535936C1	

Terminal Kit For Input/Output Connectors









Part Description	Long Description	Part Number	Figure
Kit, Remote Power Module Sealed Terminal 14	Dark red seal and 14 gauge output terminal and input terminal	2585423C91	
Kit, Remote Power Module Sealed Terminal 12	Blue seal and 12 gauge output terminal and input terminal	2585651C91	

Datalink Connectors J1939





Part Description	Long Description	Part Number	Figure
Connector, Cable 6 Way	Datalink male connector	2005240C1	
Lock, Connector Body 6 Way	Datalink male Terminal Lock	2005242C1	

Body Integration Part Numbers


Datalink Connectors J1939 (cont'd.)

Part Description	Long Description	Part Number	Figure
Terminal, Cable Pin Contact	Datalink 14 gauge male Terminal	1659750C1	
Terminal, Cable Socket	Datalink 16/18 gauge male Terminal	1651968C1	
Connector, Cable 6 Way	Datalink female connector	2005241C1	
Lock, Connector Body 6 Way	Datalink female Terminal Lock	2005243C1	
Terminal, Cable Socket Contact	Datalink 14 gauge female Terminal	1659751C1	
Terminal Cable Socket	Datalink 16/18 gauge female Terminal	1651969C1	
Plug, Sealing	Datalink connector Terminal plug male/female	453133C1	
Resistor Terminating	Datalink Terminating Resistor	3559775C1	

Switch Packs

Part Description	Long Description	Part Number	Figure
Housing, ASM Multiplex w/6 Latched Switches	6-pack housing with 6 two-position, bi-stable latched Window Rocker Wwitches, 6 Green LED, and 6 Amber Backlights	2600384C91	
Housing, Switch 6 Pack DIN Multiplex	6-pack switch housing with 6 blanks in switch locations	3549776C4	
Housing, Switch 12 Pack DIN Multiplex	12-pack switch housing with 12 blanks in switch locations	3549777C4	
Plug, Filler Switch Multiplex	Switch blank for 6/12 packs	3533950C1	
Cover, Instrument Panel	Blank cover for switchpack housing	3534054C2	

Hardwired Switches






Part Description	Long Description	Part Number	
Plug, Filler Switch-Blank	Fills space created when a hardwired switch has been removed	2015370C1	

Switches and LEDs





Part Description	Long Description	Part Number	Figure
Switch, 2 Position Bistable Blank	2 position latched switch (Bistable) (Red actuator)	3578910C1	
Switch, Blank Rocker	3 position momentary, center stable (Monostable) (Black actuator)	3564004C1	
Switch, 2 Position Monostable Blank	2 position momentary, down stable (Monostable) (Blue actuator)	3579027C1	
Switch, Blank 3 Position	3 position latching in all 3 positions (Tristable) (White actuator)	2585638C1	
Switch, 2 Position w/ Black Rocker, Guard	2 position latched switch w/guard (Bistable) (Black actuator)	2594085C1	
Switch, 2 Position w/ Red Rocker, Guard	2 position latched switch w/ guard (Bistable) (Red actuator)	2594084C1	
Switch, 2 Position Blank Rocker (Blue)	2 position latched switch (Bistable) (Blue actuator)	2589880C91	
Switch, 2 Position Blank Rocker (Red)	2 position latched switch (Bistable) (Red actuator)	2589590C91	

Body Integration Part Numbers

Switches and LEDs (cont'd.)

Part Description	Long Description	Part Number	Figure
Switch, 2 Position Blank Rocker (Yellow)	2 position latched switch (Bistable) (Yellow actuator)	2589883C91	
Switch, 2 Position Blank Rocker (Orange)	2 position latched switch (Bistable) (Orange actuator)	2589881C91	
Switch, 2 Position Blank Rocker (White)	2 position latched switch (Bistable) (White actuator)	2589882C91	
Light, Green LED Indicator 1 Candlepower	Green LED for switchpack switch	3578733C1	
Light, Amber LED Back-up Indicator	Amber LED for switchpack switch	3533928C1	

Pre-Label Switches

Part Description	Long Description	Part Number	Figure
Switch, Headlight	3 position latching in all 3 positions (Tristable)	3563061C1	
Switch, Engine Brake On/Off	2 position latched switch (Bistable)	3560046C1	
Switch, Engine Brake Select	3 Position latching in all 3 positions (Tristable)	3560047C1	
Switch, Panel Light Dimmer	3 position momentary, center stable (Monostable)	3563062C1	

Pre-Label Switches (cont'd.)

Part Description	Long Description	Part Number	Figure
Switch, Fan Override	2 position latched switch (Bistable)	3560048C1	
Switch, High/Neutral/Low Transfer	3 position latching in all 3 positions (Tristable)	3560659C1	
Switch, Blower/Road	2 position latched switch (Bistable)	3560961C1	
Switch, Auxiliary Transmission 2 Speed	3 position latching in all 3 positions (Tristable)	3561702C1	
Switch, Work Light	3 position momentary, center stable (Monostable)	3563063C1	
Switch, Fog Lights	2 position latched switch (Bistable)	3563064C1	
Switch, Exhaust Brake	2 position latched switch (Bistable)	3563065C1	
Switch, Electronic	2 position latched switch (Bistable)	3563066C1	
Switch, 2 Speed Axle High/Low	2 position latched switch (Bistable)	3563068C1	

Body Integration Part Numbers

Pre-Label Switches (cont'd.)

Part Description	Long Description	Part Number	Figure
Switch, Front Axle	2 position latched switch (Bistable)	3563069C1	
Switch, Marker Interupt	2 position momentary, up stable (Monostable)	3563070C1	
Switch, Automatic Neutral	2 position latched switch (Bistable)	3563072C1	
Switch, Electronic	2 position latched switch (Bistable)	3563073C1	
Switch, Differential Lock	2 position latched switch (Bistable)	3563074C1	
Switch, Air Suspension Dump	2 position latched switch (Bistable)	3563075C1	
Switch, 5th Wheel Slide	2 position momentary, down stable (Monostable)	3563076C1	
Switch, PTO	2 position latched switch (Bistable)	3563079C1	
Switch, Air Assist	2 position latched switch (Bistable)	3563080C1	
Switch, High/Low Transfer	2 position latched switch (Bistable)	3563111C1	

Pre-Label Switches (cont'd.)






Part Description	Long Description	Part Number	Figure
Switch, Wet Tank Drain Valve	2 position momentary, down stable (Monostable)	3563113C1	
Switch, Primary Tank Drain Valve	2 position momentary, down stable (Monostable)	3563114C1	
Switch, Panel Light Dimmer	3 position momentary, center stable (Monostable)	3563062C1	
Switch, Mirror Heater	3 position momentary, center stable (Monostable)	3582129C1	
Switch, PTO Transfer Case	2 position latched switch (Bistable)	3587551C1	
Switch, Lift Gate	3 position momentary, center stable (Monostable)	3593177C1	
Switch, PTO A	2 position latched switch (Bistable)	3597365C1	
Switch, PTO B	2 position latched switch (Bistable)	3597366C1	
Switch, Differential Lock Forward Rear	2 position latched switch (Bistable)	3597367C1	
Switch, Differential Lock Rear Rear	2 position latched switch (Bistable)	3597368C1	

Body Integration Part Numbers



Pre-Label Switches (cont'd.)

Part Description	Long Description	Part Number	Figure
MM, IP, Engine Speed Control	2 position latched switch (Bistable)	3598282C1	
Switch, Instrument Panel, Rocker 120 Volt AC	3 position momentary, up stable (Monostable)	3606678C1	
Switch, Electric Tracking Control	2 position latched switch (Bistable)	3621122C1	
Switch, Electronic Traction Control Off-Road	2 position latched switch (Bistable)	3622543C1	
Switch, Parked Regen	3 position momentary, up stable (Monostable)	3809914C1	
Switch, Cruise Control On/Off	3 position momentary, center stable (Monostable)	3581605C2	
Switch, Cruise Control Set/Resume	3 position momentary, center stable (Monostable)	3581606C1	
Switch, Retarder On/Off	2 position latched switch (Bistable)	3563077C1	
Switch, Retarder High/Low	2 position latched switch (Bistable)	3563078C1	

Pre-Label Switches (cont'd.)





Part Description	Long Description	Part Number	Figure
Switch, Secondary Tank Drain Valve	2 position momentary, down stable (Monostable)	3563115C1	
Switch, On/Off	3 position momentary, center stable (Monostable)	3581603C2	
Switch, Decelerate/Accelerate	3 position momentary, center stable (Monostable)	3581604C1	
Switch, Exterior Lamp Check	3 position momentary, center stable (Monostable)	3594931C1	
Switch, Lift Axle Down	2 position momentary, down stable (Monostable)	3594262C1	
Switch, Lift Axle Up	2 position momentary, down stable (Monostable)	3594263C1	
Switch, Traction Disable	2 position latched switch (Bistable)	3563067C1	

Indicators and LEDs






Part Description	Long Description	Part Number	Figure
Light, Green Warning	Green Warning Light Assembly	3587032C1	
Light, Green LED "On" Indicator	Green 3 candle power Warning Light LED (10 pack)	3596344C1	

Body Integration Part Numbers







Indicators and LEDs (cont'd.)

Part Description	Long Description	Part Number	
Light, Amber Warning	Amber Warning Light Assembly	3587033C1	
Light, Amber LED Indicator 3 candlepower	Amber 3 candle power Warning Light LED (10 pack)	3587034C1	
Light, Red Warning Indicator	Red Warning Light Assembly	3587024C1	
Light, Red Indicator 3 Candlepower	Red 3 candle power Warning Light LED (10 pack)	2604733C1	



Graphics and Tool

Part Description	Long Description	Part Number	Figure
Kit, Light, Window SW Prod	First 5 sheets of the switch graphics	3552005C4	
Product Graphics Switch Label 6th Sheet	Sixth graphic sheet (Starting with Self Test)	2588422C1	
Product Graphics Switch Label 7th Sheet	Seventh graphic sheet (Starting with Left Cot)	2589327C1	
Product Graphics Switch Label 8th Sheet	Eighth graphic sheet (Starting with Night Strobe)	2590999C1	
Product Graphics Switch Label 9th Sheet	Ninth graphic sheet (Starting with Hyd Filter)	2591000C1	

Graphics and Tool (cont'd.)

Part Description	Long Description	Part Number	Figure
Product Graphics Switch Label 10th Sheet	Tenth graphic sheet (Starting with Tank 1 Open)	2593674C1	
Product Graphics Switch Label 11th Sheet	Eleventh graphic sheet (Starting with Door)	2593676C1	
Product Graphics Switch Label 12th Sheet	Twelveth graphic sheet (Starting with ESTOP)	2593677C1	
Product Graphics Switch Label 13th Sheet	Thirteenth graphic sheet (Starting with Front)	2597868C1	
Kit, Light (Product Graphic)	Switch Label graphic sheet for Theft-Deterent w/4 sets on 1 sheet	3601374C1	
Tool, Removal Radio	Tool to remove radio and switchpacks	2504954C1	

Cluster Lens Graphics

Part Description	Long Description	Part Number	Figure
Lens, Instrument Cluster	Instrument Cluster lens with Gate Open/Body Up	3594350C1	
Lens, Instrument Cluster Light Check Air Conditioner, Outrig Not Stowed	Instrument Cluster lens with Outrig not stowed/Boom not stowed	3584294C1	
Lens, Instrument Cluster Light Check Air Conditioner, Gate Open, Rear Alert, PTO	Instrument Cluster lens with Gate Open/Rear Alert	3584283C1	




Body Integration Part Numbers

Auxiliary Air Gauges



Part Description	Long Description	Part Number
Gauge, Electronic Auxiliary Air (English)	Auxiliary Air Pressure gauge (English) (Pre 2007 Vehicles)	3533899C1
Gauge, Electronic Air Auxiliary Black (English)	Auxiliary Air Pressure gauge (English) (Post 2007 Vehicles)	3615266C3
Gauge, Electronic Auxiliary Air (Metric)	Auxiliary Air Pressure gauge (Metric) (Pre 2007 Vehicles)	3533900C1
Gauge, Electronic Air Auxiliary Black (Metric)	Auxiliary Air Pressure gauge (Metric) (Post 2007 Vehicles)	3615267C3
Gauge, Electronic Engine Oil Temperature Black (English)	Engine Oil Temperature gauge (English)	3615258C3
Gauge, Electronic Engine Oil Temperature Black (Metric)	Engine Oil Temperature gauge (Metric)	3615259C3
Gauge, Electronic Transmission Oil Temperature Black (English)	Transmission Oil Temperature Gauge (English)	3615268C3
Gauge, Electronic Transmission Oil Temperature Black (Metric)	Transmission Oil Temperature Gauge (Metric)	3615269C3
Gauge, Electronic Cluster, Brake Application Black (English)	Air Application Gauge (English)	3616155C3
Gauge, Electronic Cluster, Brake Application Black (Metric)	Air Application Gauge (Metric)	3616156C3

Air Solenoid Modules






Part Description	Long Description	Part Number	Figure
Bracket, Mounting Solenoid 4 Pack	4-pack air solenoid base	2505594C1	
Bracket, Mounting Solenoid 7 Pack	7-pack air solenoid base 1 to 7 positions (Pre 2007 Vehicles)	2505595C3	
Bracket, Mounting Solenoid	7-pack air solenoid base 8 to 14 positions (Pre 2007 Vehicles)	2507928C3	
Support, 4-Pack Solenoid	4-pack air solenoid module (7700 w/Chalmers or HMX suspension)	3610975C1	

Air Solenoid Modules (cont'd.)






Part Description	Long Description	Part Number	Figure
Support, 8-Pack Solenoid	8-pack air solenoid module (7700 w/Chalmers or HMX suspension)	3610976C1	
Support, 4-Pack Solenoid	4-pack air solenoid module (7700 w/Hendrickson Air Suspension and w/ 3/8 frame rails)	3610977C1	
Support, 8-Pack Solenoid	8-pack air solenoid module (7700 w/Hendrickson Air Suspension and w/ 3/8 frame rails)	3610978C1	
Support, 4-Pack Solenoid	4-pack air solenoid module (All other 6x4 Vehicles)	3610973C1	
Support, 8-Pack Solenoid	8-pack air solenoid module (All other 6x4 Vehicles)	3610974C1	
Kit, Air Horn Solenoid	Air Horn solenoid	2506713C91	
Kit, Air Brake Solenoid Cover Plate	Air Horn solenoid cover plate	2507597C91	
Kit, Air Brake Solenoid (Normally Closed)	Normally closed air solenoid (Black ring around air port)	2506711C91	
Kit, Air Brake Solenoid (Normally Open)	Normally open air solenoid (White ring around air port)	2506712C91	
Connector, Body 2 Way Male	Female connector to connect ESC to 4-pack air solenoid	1661375C2	

Body Integration Part Numbers













Air Solenoid Modules (cont'd.)

Part Description	Long Description	Part Number	Figure
Lock, Male Connector Body 5 Way	Female connector lock to connect ESC to 4-pack air solenoid	1661376C1	
Terminal, Cable 14 Gauge	14g female terminal for 4- pack air solenoid connector	2033816C1	
Plug, Sealer Loose Piece	14g wire seal for 4-pack air solenoid connector (used with 2033816C1)	589391C1	
Terminal, Cable 16 Gauge	18g female terminal for 4- pack air solenoid connector	2033819C1	
Plug, Sealer	18g wire seal for 4-pack air solenoid connector (used with 2033819C1)	2607909C1	

Remote Engine Speed Control Module(RESCM)






Part Description	Long Description	Part Number	Figure
Control, Remote Engine	Remote Engine Speed Control Module by itself	3559721C95	
Kit, Remote Engine Speed Controller	Remote Engine Speed Control Module Kit (Pre 2007 Vehicles)	2587184C91	
Kit, Remote Engine Speed Controller	Remote Engine Speed Control Module Kit (Post 2007 Vehicles)	2594148C91	
Connector, Body w/Resistor and Red Jumper	Blue 23-way RESCM input connector (Blue)	3559780C2	
Terminal, Cable 20, 16 Gauge	Blue 23-way RESCM input connector terminal 16, 18, 20 gauge	1698937C1	

Harnesses




Part Description	Long Description	Part Number	Figure
Harness, Electrical Dash Body Builder Data Link Power & Ground	Harness to add the base 1939 datalink to the vehicle (Pre 2007 Vehicles)	3572525C91	
Harness, Center Chassis	Harness (Inside cab) to add the base 1939 datalink to the vehicle (Post 2007 Vehicles) Use with 3804529P93	3611349F94	
Harness, IP, J1939	(outside cab) to add the base 1939 datalink to the vehicle (Post 2007 Vehicles) Use with 3611349P93	3804529F94	
Harness, Electrical RPM Interconnect	1.6 foot datalink jumper harness (M - M connectors)	3558937C92	
Harness, Electrical RPU/RPTO Bottom of Cab Datalink Wiring	11.5 foot datalink jumper harness (M - M connectors)	3554006F94	
Harness, Electrical Chassis, Rail RPM	1.3 foot datalink extension harness w/no shield (F - M connectors)	3558936C92	
Harness, Electrical Chassis Wiring Datalink Jumper 3'6"	3.5 foot datalink extension harness (F - M connectors)	2506380C91	
Harness, Electrical Chassis Wiring Datalink Jumper 5'6"	5.5 foot datalink extension harness (F - M connectors)	2506381C91	
Harness, Electrical Chassis Wiring Datalink Jumper 8'6"	8.5 foot datalink extension harness (F - M connectors)	2506382C91	
Harness, Electrical Chassis Wiring Datalink Jumper 11'6"	11.5 foot datalink extension harness (F - M connectors)	2506383C91	
Harness, Electrical Chassis Wiring Single Back of Cab RPM Power Cable	3.5 foot power harness for RPM	3558934C92	
Harness, Electrical Dash Wiring Smart Solenoid Pack	3.5 foot grey 14 gauge wire for use with the base datalink	3574372C91	

Body Integration Part Numbers






Harnesses (cont'd.)

Part Description	Long Description	Part Number	Figure
Harness, Electrical Forward Chassis Wiring Dual Remote Power Feed	Dual power lead for 2 RPMs 1.5 foot (available only from Vintage Parts - call 1-877-846-8243)	3559350C92	
Harness, Electrical Cab Overlay RPM Feed	9.5 foot power harness for RPM	2508640C91	
Harness, Electrical Remote Power Module Feed End of Frame	5 foot power harness for RPM (Male & Female Deutsch connectors)	2506668C91	
Harness, Electrical Remote Power Module Feed End of Frame	11.5 foot power harness for RPM (Male & Female Deutsch connectors)	2506669C91	
Harness, Electrical Remote Power Module Feed End of Frame	18 foot power harness for RPM (Male & Female Deutsch connectors)	2506671C91	
Harness, I6 Engine, Body Builder, No Air Fan	I6, IP remote engine speed control body builder wiring for post 2007 emissions (use with 3809692P91)	3813955F96	
Harness, IP Engine, Body Builder Wiring	I6, IP remote engine speed control body builder wiring for post 2007 emissions (use with 3813955F95)	3809692P91	






Transmission Interface

Part Description	Long Description	Part Number	Figure
Connector, Body 8 Way Female	Female 8-way transmission interface connector	3525874C1	
Lock, Connector Body 8 Way	Female 8-way transmission interface connector terminal lock	3525875C1	
Connector, Body 8 Way Male	Male 8-way transmission interface connector	3525872C1	

Transmission Interface (cont'd.)

Part Description	Long Description	Part Number	Figure
Lock, Connector Body 8 Way	Male 8-way transmission interface connector terminal lock	3525873C1	
Terminal, Cable Female Sealed	18g female transmission interface terminal	1661875C1	
Terminal, Cable Sealed Male	18g male transmission interface terminal	1667742C1	
Seal, Cable Terminal Loose	18g seal for male and female transmission interface connector	1661872C1	
Plug, Sealing 150 Series	Plug for male and female transmission interface connector	2025431C1	

Back Lights Terminals for 08HAB and 08HAE

Part Description	Long Description	Part Number	Figure
Connector, Body 7 Way Male	7-way male connector (4450)	2039311C91	
Connector, Body 7 Way Female	7-way female connector (4450) - Body Builder End	2039312C91	
Lock, Connector Body	Lock	2039342C1	
Plug, Cavity	Plug for 3-way male and female connector, both ends	587579C1	
Plug, Sealer	Seal 14-16 gauge	2607909C1	

Body Integration Part Numbers

Back Lights Terminals for 08HAB and 08HAE (cont'd.)

Part Description	Long Description	Part Number	Figure
Plug, Sealer Loose Piece	Seal 12 gauge	589390C1	
Terminal, Cable Sealed Tangless	Terminal female 12, 14, 16 gauge	3512334C1	
Terminal, Cable Male 14 Gauge	Terminal 12, 14 male gauge - Body Builder End	2033912C1	
Terminal, Cable Male Sealed	Terminal 16 male gauge - Body Builder End	1687848C1	
Connector, Cable 3 Way Male	3-way female connector	1686834C1	
Lock, Male Connector Body 3 Way	Lock for female connector	1664408C1	
Connector, Body Sealed 3 Way Female	3-way male connector - Body Builder End	3553961C1	
Lock, Connector Body 3 Way	Lock for male connector - Body Builder End	3554019C1	
Plug, Sealer Loose Piece	Seal 14 gauge	589391C1	

Theft Deterrent Kit

Description	Service Part #	Figure
Kit, Theft Deterrent	2588809C94	

Pre 2007 Emissions Power Pack 3 Kits



Part Description	Vehicle	Part Number
Kit, Power Pack 3 Inverter Left Hand Mount - Pre 2007 Emissions	International 4300/4400/7300/7400/7500	2591463C92
Kit, Power Pack 3 Inverter Right Hand Mount - Pre 2007 Emissions	International 4300/4400/7300/7400/7500	2591466C92
Kit, Power Pack 3 Inverter Remote Mount - Pre 2007 Emissions	International 4300/4400/7300/7400/7500	2591467C93

Post 2007 Emissions Power Pack 3 Kits



Part Description	Vehicle	Part Number
Kit, Power Pack 3 Inverter Left Hand Mount - Post 2007 Emissions	International 4300/4400/7300/7400/7500	2601490C91
Kit, Power Pack 3 Inverter Right Hand Mount - Post 2007 Emissions	International 4300/4400/7300/7400/7500	2601491C91
Kit, Power Pack 3 Inverter Remote Mount - Post 2007 Emissions	International 4300/4400/7300/7400/7500	2601489C91

Pre / Post 2007 Emissions Power Pack 3 GFCI/Inverter Service Parts

Order the following parts to service existing PP3 units. Refer to G-19-8212-A.



Part Description	Vehicle	Part Number
Power Pack 3 unit only (GFCI assembly not included) - Left Side Mount	International 4300/4400/7300/7400/7500	3828450C91
Power Pack 3 unit only (GFCI assembly not included) - Right Side Mount	International 4300/4400/7300/7400/7500	3828450C91
Power Pack 3 unit ONLY (GFCI assembly not included) - Remote Mount	International 4300/4400/7300/7400/7500	3828449C91
Retrofit GFCI Cable & Harness - Black	International 4300/4400/7300/7400/7500	2600064C91

Body Integration Part Numbers

Pre / Post 2007 Emissions Power Pack 3 GFCI/Inverter Service Parts (cont'd.)

Part Description	Vehicle	Part Number
GFCI Cable only (Harness to Inverter not included) -Yellow	International 4300/4400/ 7300/7400/7500	3828481C91
Harness from Inverter to GFCI ONLY (GFCI cable not included)- Yellow	International 4300/4400/ 7300/7400/7500	2600062C91

Omnex Remote Control System

Part Description	Long Description	Part Number	
Transmitter	Rechargeable Transmitter Asm w/ Propane Labels, Strap and Manual	2597596C91	
Receiver	Omnex Receiver Control Asm with Manual	2597649C91	

Part Number Index

1651968C1	3-4	2506712C91	3-15
1651969C1	3-4	2506713C91	3-15
1659750C1	3-4	2507597C91	3-15
1659751C1	3-4	2507928C3	3-14
1661375C2	3-15	2508640C91	3-18
1661376C1	3-16	2585423C91	3-3
1661872C1	3-19	2585638C1	3-5
1661875C1	3-19	2585651C91	3-3
1664408C1	3-20	2585983C97	3-1
1667742C1	3-19	2587184C91	3-16
1686834C1	3-20	2588422C1	3-12
1687848C1	3-20	2588809C94	3-20
1698937C1	3-2, 3-16	2588909C95	3-1
2005240C1	3-3	2588914C1	3-2
2005241C1	3-4	2589327C1	3-12
2005242C1	3-3	2589590C91	3-5
2005243C1	3-4	2589880C91	3-5
2015370C1	3-5	2589881C91	3-6
2025431C1	3-2, 3-19	2589882C91	3-6
2033816C1	3-16	2589883C91	3-6
2033819C1	3-16	2590999C1	3-12
2033912C1	3-20	2591000C1	3-12
2039311C91	3-19	2591463C92	3-21
2039312C91	3-19	2591466C92	3-21
2039342C1	3-19	2591467C93	3-21
2504954C1	3-13	2593674C1	3-13
2505594C1	3-14	2593676C1	3-13
2505595C3	3-14	2593677C1	3-13
2506380C91	3-17	2594084C1	3-5
2506381C91	3-17	2594085C1	3-5
2506382C91	3-17	2594132C96	3-1
2506383C91	3-17	2594148C91	3-16
2506668C91	3-18	2597596C91	3-22
2506669C91	3-18	2597649C91	3-22
2506671C91	3-18	2597868C1	3-13
2506711C91	3-15	2600062C91	3-22

Part Number Index

2600064C91.....	3-21	3554544C1.....	3-1
2600384C91.....	3-4	3558794C1.....	3-1
2601489C91.....	3-21	3558934C92.....	3-17
2601490C91.....	3-21	3558936C92.....	3-17
2601491C91.....	3-21	3558937C92.....	3-17
2604733C1.....	3-12	3559350C92.....	3-18
2607909C1.....	3-16, 3-19	3559721C95.....	3-16
3512334C1.....	3-20	3559775C1.....	3-4
3517757C1.....	3-2	3559780C2.....	3-16
3517758C1.....	3-2	3560046C1.....	3-6
3517759C1.....	3-2	3560047C1.....	3-6
3517760C1.....	3-2	3560048C1.....	3-7
3522073C1.....	3-1	3560659C1.....	3-7
3525872C1.....	3-18	3560961C1.....	3-7
3525873C1.....	3-19	3561702C1.....	3-7
3525874C1.....	3-18	3563061C1.....	3-6
3525875C1.....	3-18	3563062C1.....	3-6, 3-9
3533899C1.....	3-14	3563063C1.....	3-7
3533900C1.....	3-14	3563064C1.....	3-7
3533928C1.....	3-6	3563065C1.....	3-7
3533950C1.....	3-4	3563066C1.....	3-7
3534054C2.....	3-4	3563067C1.....	3-11
3534163C1.....	3-2	3563068C1.....	3-7
3535931C1.....	3-3	3563069C1.....	3-8
3535936C1.....	3-3	3563070C1.....	3-8
3535937C1.....	3-3	3563072C1.....	3-8
3544877C1.....	3-1	3563073C1.....	3-8
3548934C1.....	3-2	3563074C1.....	3-8
3548943C1.....	3-2	3563075C1.....	3-8
3548945C1.....	3-3	3563076C1.....	3-8
3549776C4.....	3-4	3563077C1.....	3-10
3549777C4.....	3-4	3563078C1.....	3-10
3552005C4.....	3-12	3563079C1.....	3-8
3553961C1.....	3-20	3563080C1.....	3-8
3554006F94.....	3-17	3563111C1.....	3-8
3554019C1.....	3-20	3563113C1.....	3-9

Part Number Index

3563114C1	3-9	3610974C1	3-15
3563115C1	3-11	3610975C1	3-14
3564004C1	3-5	3610976C1	3-15
3572525C91	3-17	3610977C1	3-15
3574372C91	3-17	3610978C1	3-15
3578733C1	3-6	3611349F94	3-17
3578910C1	3-5	3615258C3	3-14
3579027C1	3-5	3615259C3	3-14
3581603C2	3-11	3615266C3	3-14
3581604C1	3-11	3615267C3	3-14
3581605C2	3-10	3615268C3	3-14
3581606C1	3-10	3615269C3	3-14
3582129C1	3-9	3616155C3	3-14
3582976C2	3-1	3616156C3	3-14
3582983C2	3-1	3621122C1	3-10
3584283C1	3-13	3622543C1	3-10
3584294C1	3-13	3804529F94	3-17
3587024C1	3-12	3809692P91	3-18
3587032C1	3-11	3809914C1	3-10
3587033C1	3-12	3813955F96	3-18
3587034C1	3-12	3828449C91	3-21
3587551C1	3-9	3828450C91	3-21
3593177C1	3-9	3828481C91	3-22
3594262C1	3-11	453133C1	3-4
3594263C1	3-11	587579C1	3-19
3594350C1	3-13	589390C1	3-20
3594931C1	3-11	589391C1	3-16, 3-20
3596344C1	3-11		
3597365C1	3-9		
3597366C1	3-9		
3597367C1	3-9		
3597368C1	3-9		
3598282C1	3-10		
3601374C1	3-13		
3606678C1	3-10		
3610973C1	3-15		
