International® LT / RH and LoneStar Series
Built 12/10/2021 To 12/31/2022
Interactive Schematics

Navistar, Inc.
2701 Navistar Drive, Lisle, 60532 USA

© 2022 Navistar, Inc. All rights reserved. All marks are trademarks of their respective owners.

0000018832
Revision 2
April, 2022

Public

TABLE OF CONTENTS

LT/RH/LoneStar - X15/A26 - BODY CONTROL MODULE (Body Control Module)

LT/RH/LoneStar - X15/A26 - BODY CONTROL MODULE (Body Control Module) Design 1

ABS Private J1939

ABS Private J1939 Design 9

Cab J1939 (250Kbps)

Cab J1939 (250Kbps) Design 10

Diagnostic Proprietary J1939 A26

Diagnostic Proprietary J1939 A26 Design 11

Engine Private J1939 A26

Engine Private J1939 A26 Design 12

Engine Private J1939 X15

Engine Private J1939 X15 Design 13

Fusion Private J1939

Fusion Private J1939 Design 14

Low Speed J1939 (125Kbps)

Low Speed J1939 (125Kbps) Design 15

Telematics J1708

Telematics J1708 Design 16

Body J1939 (250Kbps) Splice Pack 1024

Body J1939 (250Kbps) Splice Pack 1024 Design 17

Body J1939 (250Kbps) Splice Pack 1025

Body J1939 (250Kbps) Splice Pack 1025 Design 18

Body J1939 (250Kbps) Splice Pack 1029

Body J1939 (250Kbps) Splice Pack 1029 Design 19

Body J1939 (250Kbps) W/ 3 Splice Packs

Body J1939 (250Kbps) W/ 3 Splice Packs Design 20

Powertrain J1939 (500Kbps) A26

Powertrain J1939 (500Kbps) A26 Design 21

Powertrain J1939 (500Kbps) Eaton Ultrashift+ Transmission X15

Powertrain J1939 (500Kbps) Eaton Ultrashift+ Transmission X15 Design 22

Powertrain J1939 (500Kbps) Endurant Transmission X15

Powertrain J1939 (500Kbps) Endurant Transmission X15 Design 23

Powertrain J1939 (500Kbps) Manual Transmission X15

Powertrain J1939 (500Kbps) Manual Transmission X15 Design 24

Powertrain J1939 (500Kbps) TC10 Transmission X15

Powertrain J1939 (500Kbps) TC10 Transmission X15 Design 25

LT/RH - Navistar A26 ECM

LT/RH - Navistar A26 ECM Design 26

TABLE OF CONTENTS

LT/RH/LoneStar - Cummins X15 ECM
LT/RH/LoneStar - Cummins X15 ECM Design 27

LT/RH/LoneStar - X15/A26 - Instrument Cluster (Premium)
LT/RH/LoneStar - X15/A26 - Instrument Cluster (Premium) Design 28

LT/RH/LoneStar - X15/A26 - Instrument Cluster (Standard)
LT/RH/LoneStar - X15/A26 - Instrument Cluster (Standard) Design 29

LT/RH/LoneStar - X15/A26 - Instrument Cluster - Bulb Check
LT/RH/LoneStar - X15/A26 - Instrument Cluster - Bulb Check Design 30

LT/RH/LoneStar - X15/A26 - Instrument Cluster - Request and Status
LT/RH/LoneStar - X15/A26 - Instrument Cluster - Request and Status Design . . 31

LT/RH/LoneStar - X15/A26 - Cab Ground Studs
LT/RH/LoneStar - X15/A26 - Cab Ground Studs Design 32

LT/RH/LoneStar - X15/A26 - Ground Splice Packs - 1022 & 1023
LT/RH/LoneStar - X15/A26 - Ground Splice Packs - 1022 & 1023 Design 33

LT/RH/LoneStar - X15/A26 - Ground Splice Packs - 1027
LT/RH/LoneStar - X15/A26 - Ground Splice Packs - 1027 Design 34

LT/RH/LoneStar - X15/A26 - Ground Splice Pack 1620
LT/RH/LoneStar - X15/A26 - Ground Splice Pack 1620 Design 35

LT/RH/LoneStar - X15/A26 - Sleeper Ground Splice Packs - 5007
LT/RH/LoneStar - X15/A26 - Sleeper Ground Splice Packs - 5007 Design 36

LT/RH/LoneStar - X15/A26 - Center Chassis Ground Splice Packs - 8803 & 8804
LT/RH/LoneStar - X15/A26 - Center Chassis Ground Splice Packs - 8803 & 8804 Design 37

LT/RH/LoneStar - X15/A26 - Center Chassis ZVR Splice Packs - 8802
LT/RH/LoneStar - X15/A26 - Center Chassis ZVR Splice Packs - 8802 Design . 38

LT/RH/LoneStar - X15/A26 - Forward Chassis Ground Splice Packs - 8800
LT/RH/LoneStar - X15/A26 - Forward Chassis Ground Splice Packs - 8800 Design 39

LT/RH - A26 - Powertrain Ground Splice Pack 6704
LT/RH - A26 - Powertrain Ground Splice Pack 6704 Design 41

LT/RH - A26 - Powertrain ZVR Splice Pack 6702
LT/RH - A26 - Powertrain ZVR Splice Pack 6702 Design 42

LT/RH/LoneStar X15 - Powertrain Ground Splice Packs - 6704 & 6704A

LT/RH/LoneStar X15 - Powertrain Ground Splice Packs - 6704 & 6704A Design43

LT/RH/LoneStar X15 - ZVR Splice Packs - 6702 & 6703

LT/RH/LoneStar X15 - ZVR Splice Packs - 6702 & 6703 Design 44

Airbag (Driver Seat, Passenger Seat, and Steering Wheel)

Airbag (Driver Seat, Passenger Seat, and Steering Wheel) Design 45

Airbag (Steering Wheel and Driver Seat)

Airbag (Steering Wheel and Driver Seat) Design 47

Airbag (Steering Wheel Only)

Airbag (Steering Wheel Only) Design 48

Steering Wheel W/Air Bag

Steering Wheel W/Air Bag Design 49

Airbag (Driver Seat and Passenger Seat)

Airbag (Driver Seat and Passenger Seat) Design 50

Airbag (Driver Seat Only)

Airbag (Driver Seat Only) Design 52

LT/RH/LoneStar - X15/A26 - Lighting Control Module

LT/RH/LoneStar - X15/A26 - Lighting Control Module Design 53

LT/RH A26 - Aftertreatment PDM

LT/RH A26 - Aftertreatment PDM Design 54

LT/RH/LoneStar X15 - Aftertreatment PDM

LT/RH/LoneStar X15 - Aftertreatment PDM Design 55

Battery Feed

Battery Feed Design 56

Interior PDM Chart

Interior PDM Chart Design 57

Key Switch Accessory

Key Switch Accessory Design 58

Key Switch Ignition

Key Switch Ignition Design 59

Relays - Grid Management (N/Load Shed Day Cab)

Relays - Grid Management (N/Load Shed Day Cab) Design 60

Relays - Grid Management (W/Load Shed Day Cab)

Relays - Grid Management (W/Load Shed Day Cab) Design 61

Relays - Grid Management (W/Load Shed Sleeper Cab)

Relays - Grid Management (W/Load Shed Sleeper Cab) Design 62

LT/RH/LoneStar - X15/A26 - ABS CAN Splice Pack - 1410

LT/RH/LoneStar - X15/A26 - ABS CAN Splice Pack - 1410 Design 63

TABLE OF CONTENTS

LT/RH/LoneStar - X15/A26 - Front Turn Signal & Back-Up Light Splice Packs - 1030 & 1040

LT/RH/LoneStar - X15/A26 - Front Turn Signal & Back-Up Light Splice Packs - 1030 & 1040 Design 64

LT/RH/LoneStar - X15/A26 - Marker/Park Lights Splice Pack - 1028

LT/RH/LoneStar - X15/A26 - Marker/Park Lights Splice Pack - 1028 Design 65

LT/RH/LoneStar - X15/A26 - Panel Dimmer Splice Pack - 1021

LT/RH/LoneStar - X15/A26 - Panel Dimmer Splice Pack - 1021 Design 66

LT/RH/LoneStar - X15/A26 - Sleeper PDM

LT/RH/LoneStar - X15/A26 - Sleeper PDM Design 67

LT/RH/LoneStar - X15/A26 - Special Power Distribution

LT/RH/LoneStar - X15/A26 - Special Power Distribution Design 68

LT/RH - A26 - Underhood PDM

LT/RH - A26 - Underhood PDM Design 69

LT/RH/LoneStar X15 - IP Underhood PDM

LT/RH/LoneStar X15 - IP Underhood PDM Design 70

LT/RH/LoneStar - X15/A26 - Auxiliary Air Solenoids 4-pack (1 pack/4 solenoids)

LT/RH/LoneStar - X15/A26 - Auxiliary Air Solenoids 4-pack (1 pack/4 solenoids) Design 71

LT/RH/LoneStar - X15/A26 - Auxiliary Air Solenoids 4-pack (2 packs/8 solenoids)

LT/RH/LoneStar - X15/A26 - Auxiliary Air Solenoids 4-pack (2 packs/8 solenoids) Design 76

LT/RH - X15/A26 - Radio N/ Sterring Wheel Pod N/ Remote

LT/RH - X15/A26 - Radio N/ Sterring Wheel Pod N/ Remote Design 81

LT/RH - X15/A26 - Radio W/Steering Wheel Pod N/ Remote

LT/RH - X15/A26 - Radio W/Steering Wheel Pod N/ Remote Design 82

LT/RH/LoneStar - X15/A26 - Radio N/ Steering Wheel Pod W/Remote

LT/RH/LoneStar - X15/A26 - Radio N/ Steering Wheel Pod W/Remote Design . . 83

LT/RH/LoneStar - X15/A26 - Radio W/Steering Wheel Pod W/Remote

LT/RH/LoneStar - X15/A26 - Radio W/Steering Wheel Pod W/Remote Design . . 84

LT/RH/LoneStar - X15/A26 - Radio (Bluetooth) W/Steering Wheel Pod N/ Remote W/MIC

LT/RH/LoneStar - X15/A26 - Radio (Bluetooth) W/Steering Wheel Pod N/ Remote W/MIC Design 85

LT/RH/LoneStar - X15/A26 - Radio(Bluetooth) W/Steering Wheel W/Remote W/MIC

LT/RH/LoneStar - X15/A26 - Radio(Bluetooth) W/Steering Wheel W/Remote W/MIC Design 86

LT/RH LoneStar - X15/A26 - Speakers:Four Speakers N/BT N/QC

LT/RH LoneStar - X15/A26 - Speakers:Four Speakers N/BT N/QC Design 87

LT/RH LoneStar - X15/A26 - Speakers:Four Speakers N/BT W/QC

LT/RH LoneStar - X15/A26 - Speakers:Four Speakers N/BT W/QC Design 89

LT/RH LoneStar - X15/A26 - Speakers:Speakers N/BT W/AMP N/QC

LT/RH LoneStar - X15/A26 - Speakers:Speakers N/BT W/AMP N/QC Design . . 91

LT/RH LoneStar - X15/A26 - Speakers:Four Speakers W/BT N/QC

LT/RH LoneStar - X15/A26 - Speakers:Four Speakers W/BT N/QC Design 92

LT/RH LoneStar - X15/A26 - Speakers:Four Speakers W/BT W/QC

LT/RH LoneStar - X15/A26 - Speakers:Four Speakers W/BT W/QC Design 94

LT/RH LoneStar - X15/A26 - Speakers:Speakers W/BT W/AMP N/QC

LT/RH LoneStar - X15/A26 - Speakers:Speakers W/BT W/AMP N/QC Design . . 96

LT/RH/LoneStar - X15/A26 - Dual Aux Switch

LT/RH/LoneStar - X15/A26 - Dual Aux Switch Design 97

LT/RH/LoneStar - X15/A26 - Single Aux Switch

LT/RH/LoneStar - X15/A26 - Single Aux Switch Design 98

LT/RH/LoneStar - X15/A26 - Back-Up Alarm (Automatic) (W/ Tail Light Bar Assy)

LT/RH/LoneStar - X15/A26 - Back-Up Alarm (Automatic) (W/ Tail Light Bar Assy) Design 100

LT/RH A26 - Back-Up Alarm (Manual) and UltraShift+

LT/RH A26 - Back-Up Alarm (Manual) and UltraShift+ Design 102

LT/RH A26 - Back-Up Alarm (Manual) (W/ Tail Light Bar Assy)

LT/RH A26 - Back-Up Alarm (Manual) (W/ Tail Light Bar Assy) Design 110

LT/RH - A26 - Back-Up Alarm (Manual) W/ Tailboard

LT/RH - A26 - Back-Up Alarm (Manual) W/ Tailboard Design 114

LT/RH/LoneStar X15 - Back-Up Alarm (Manual) and UltraShift+

LT/RH/LoneStar X15 - Back-Up Alarm (Manual) and UltraShift+ Design 116

LT/RH/LoneStar X15 - Back-Up Alarm (Manual) (W/ Tail Light Bar Assy)

LT/RH/LoneStar X15 - Back-Up Alarm (Manual) (W/ Tail Light Bar Assy) Design 120

LT/RH/LoneStar - X15/A26 - Banana Plugs Receptacle

LT/RH/LoneStar - X15/A26 - Banana Plugs Receptacle Design 122

LT/RH/LoneStar - X15/A26 - CB Radio Power Only

LT/RH/LoneStar - X15/A26 - CB Radio Power Only Design 123

LT/RH/LoneStar - X15/A26 - Cigar Lighter

LT/RH/LoneStar - X15/A26 - Cigar Lighter Design 124

LT/RH/LoneStar - X15/A26 - Cigar Lighter Aux APO

LT/RH/LoneStar - X15/A26 - Cigar Lighter Aux APO Design 125

LT/RH/LoneStar - X15/A26 - Cigar Lighter Aux APO Overhead APO

LT/RH/LoneStar - X15/A26 - Cigar Lighter Aux APO Overhead APO Design . . 127

LT/RH/LoneStar - X15/A26 - Cigar Lighter Aux APO Rear Std APO Rear APO W/Cover 12V Panel

LT/RH/LoneStar - X15/A26 - Cigar Lighter Aux APO Rear Std APO Rear APO W/Cover 12V Panel Design 129

LT/RH/LoneStar - X15/A26 - Cigar Lighter Aux APO Rear Std APO Rear APO w/Cover 12V Panel Overhead APO

LT/RH/LoneStar - X15/A26 - Cigar Lighter Aux APO Rear Std APO Rear APO w/Cover 12V Panel Overhead APO Design 133

LT/RH/LoneStar - X15/A26 - Cigar Lighter Aux APO Rear Std APO Rear APO w/Cover 12V Panel Upr Bnk APO

LT/RH/LoneStar - X15/A26 - Cigar Lighter Aux APO Rear Std APO Rear APO w/Cover 12V Panel Upr Bnk APO Design 137

LT/RH/LoneStar - X15/A26 - Cigar Lighter Aux APO Rear Std APO Rear APO w/Cover 12V Panel Upr Bnk APO Rear Overhead APO

LT/RH/LoneStar - X15/A26 - Cigar Lighter Aux APO Rear Std APO Rear APO w/Cover 12V Panel Upr Bnk APO Rear Overhead APO Design 141

LT/RH/LoneStar - X15/A26 - Cigar Lighter Overhead APO

LT/RH/LoneStar - X15/A26 - Cigar Lighter Overhead APO Design 145

LT/RH/LoneStar - X15/A26 - Cigar Lighter Rear Std APO APO W/Cover 12V Panel

LT/RH/LoneStar - X15/A26 - Cigar Lighter Rear Std APO APO W/Cover 12V Panel Design 146

LT/RH/LoneStar - X15/A26 - Cigar Lighter Rear Std APO Rear APO W/Cover 12V Panel Overhead APO

LT/RH/LoneStar - X15/A26 - Cigar Lighter Rear Std APO Rear APO W/Cover 12V Panel Overhead APO Design 148

LT/RH/LoneStar - X15/A26 - Cigar Lighter Rear Std APO Rear APO W/Cover 12V Panel Upr Bnk APO

LT/RH/LoneStar - X15/A26 - Cigar Lighter Rear Std APO Rear APO W/Cover 12V Panel Upr Bnk APO Design 150

LT/RH/LoneStar - X15/A26 - Cigar Lighter Rear Std APO Rear APO w/Cover 12V Panel Upr Bnk APO Rear Overhead APO

LT/RH/LoneStar - X15/A26 - Cigar Lighter Rear Std APO Rear APO w/Cover 12V Panel Upr Bnk APO Rear Overhead APO Design 152

LT/RH/LoneStar - X15/A26 - Standard APO

LT/RH/LoneStar - X15/A26 - Standard APO Design 154

LT/RH/LoneStar - X15/A26 - Standard APO Aux APO

LT/RH/LoneStar - X15/A26 - Standard APO Aux APO Design 155

LT/RH/LoneStar - X15/A26 - Standard APO Aux APO Overhead APO

LT/RH/LoneStar - X15/A26 - Standard APO Aux APO Overhead APO Design . 157

LT/RH/LoneStar - X15/A26 - Standard APO Overhead APO

LT/RH/LoneStar - X15/A26 - Standard APO Overhead APO Design 159

LT/RH/LoneStar - X15/A26 - Std APO Aux APO Rear Std APO Rear APO W/Cover 12V Panel

LT/RH/LoneStar - X15/A26 - Std APO Aux APO Rear Std APO Rear APO W/Cover 12V Panel Design 160

LT/RH/LoneStar - X15/A26 - Std APO Aux APO Rear Std APO Rear APO W/Cover 12V Panel Overhead APO

LT/RH/LoneStar - X15/A26 - Std APO Aux APO Rear Std APO Rear APO W/Cover 12V Panel Overhead APO Design 164

LT/RH/LoneStar - X15/A26 - Std APO Aux APO Rear Std APO Rear APO W/Cover 12V Panel Upr Bnk APO

LT/RH/LoneStar - X15/A26 - Std APO Aux APO Rear Std APO Rear APO W/Cover 12V Panel Upr Bnk APO Design 168

LT/RH/LoneStar - X15/A26 - Std APO Aux APO Rear Std APO Rear APO w/Cover 12V Panel Upr Bnk APO Rear Overhead APO

LT/RH/LoneStar - X15/A26 - Std APO Aux APO Rear Std APO Rear APO w/Cover 12V Panel Upr Bnk APO Rear Overhead APO Design 172

LT/RH/LoneStar - X15/A26 - Std APO Rear Std APO Rear APO W/Cover 12V Panel

LT/RH/LoneStar - X15/A26 - Std APO Rear Std APO Rear APO W/Cover 12V Panel Design 176

LT/RH/LoneStar - X15/A26 - Std APO Rear Std APO Rear APO W/Cover 12V Panel Rear Overhead APO

LT/RH/LoneStar - X15/A26 - Std APO Rear Std APO Rear APO W/Cover 12V Panel Rear Overhead APO Design 178

LT/RH/LoneStar - X15/A26 - Std APO Rear Std APO Rear APO W/Cover 12V Panel Upr Bnk APO

LT/RH/LoneStar - X15/A26 - Std APO Rear Std APO Rear APO W/Cover 12V Panel Upr Bnk APO Design 180

LT/RH/LoneStar - X15/A26 - Std APO Rear Std APO Rear APO w/Cover 12V Panel Upr Bnk APO Rear Overhead APO

LT/RH/LoneStar - X15/A26 - Std APO Rear Std APO Rear APO w/Cover 12V Panel Upr Bnk APO Rear Overhead APO Design 182

LoneStar - X15 - Adaptive Cruise Control w/o Display (Bendix)

LoneStar - X15 - Adaptive Cruise Control w/o Display (Bendix) Design 184

LoneStar - X15 - Adaptive Cruise Control (Bendix - Fusion W/O DIU & N/ Safety Direct & Tweeters)

LoneStar - X15 - Adaptive Cruise Control (Bendix - Fusion W/O DIU & N/ Safety Direct & Tweeters) Design 185

LoneStar - X15 - Adaptive Cruise Control (Bendix - Fusion W/O DIU & W/ Safety Direct & Reg Speakers) Option 1

LoneStar - X15 - Adaptive Cruise Control (Bendix - Fusion W/O DIU & W/ Safety Direct & Reg Speakers) Option 1 Design 186

LoneStar - X15 - Adaptive Cruise Control (Bendix - Fusion W/O DIU & W/ Safety Direct & Reg Speakers) Option 2

LoneStar - X15 - Adaptive Cruise Control (Bendix - Fusion W/O DIU & W/ Safety Direct & Reg Speakers) Option 2 Design 187

LoneStar - X15 - Adaptive Cruise Control (Bendix - Fusion W/O DIU & W/ Safety Direct & W/ Tweeters)

LoneStar - X15 - Adaptive Cruise Control (Bendix - Fusion W/O DIU & W/ Safety Direct & W/ Tweeters) Design 188

LT/RH - X15/A26 - Adaptive Cruise Control w/o Display (Bendix)

LT/RH - X15/A26 - Adaptive Cruise Control w/o Display (Bendix) Design 189

LT/RH - X15/A26 - Adaptive Cruise Control (Bendix - Fusion W/O DIU & N/ Safety Direct & Reg Speakers)

LT/RH - X15/A26 - Adaptive Cruise Control (Bendix - Fusion W/O DIU & N/ Safety Direct & Reg Speakers) Design 190

LT/RH - X15/A26 - Adaptive Cruise Control (Bendix - Fusion W/O DIU & N/ Safety Direct & Tweeters)

LT/RH - X15/A26 - Adaptive Cruise Control (Bendix - Fusion W/O DIU & N/ Safety Direct & Tweeters) Design 191

LT/RH - X15/A26 - Adaptive Cruise Control (Bendix - Fusion W/O DIU & W/ Safety Direct & Reg Speakers)

LT/RH - X15/A26 - Adaptive Cruise Control (Bendix - Fusion W/O DIU & W/ Safety Direct & Reg Speakers) Design 192

LT/RH - X15/A26 - Adaptive Cruise Control (Bendix - Fusion W/O DIU & W/ Safety Direct & W/ Tweeters)

LT/RH - X15/A26 - Adaptive Cruise Control (Bendix - Fusion W/O DIU & W/ Safety Direct & W/ Tweeters) Design 193

LoneStar - X15 - Adaptive Cruise Control w/o Display (Wabco)

LoneStar - X15 - Adaptive Cruise Control w/o Display (Wabco) Design 194

LT/RH - X15/A26 - Adaptive Cruise Control w/o Display (Wabco)

LT/RH - X15/A26 - Adaptive Cruise Control w/o Display (Wabco) Design 195

LT/RH/LoneStar - X15/A26 - Analytic Cruise Control

LT/RH/LoneStar - X15/A26 - Analytic Cruise Control Design 196

LT/RH - X15/A26 - 10 PIN ClockSpring

LT/RH - X15/A26 - 10 PIN ClockSpring Design 197

LT/RH/LoneStar - X15/A26 - Vehicle Speed Control (Cruise Control) 4 - PIN

LT/RH/LoneStar - X15/A26 - Vehicle Speed Control (Cruise Control) 4 - PIN Design 198

LT/RH/LoneStar - X15/A26 - Door Ajar Reminder (Entry/Exit)

LT/RH/LoneStar - X15/A26 - Door Ajar Reminder (Entry/Exit) Design 199

LT/RH/LoneStar - X15/A26 - Power Door Locks

LT/RH/LoneStar - X15/A26 - Power Door Locks Design 200

LT/RH - X15/A26 - Mirrors (Heat) [Switch Pack Actuated Relay Driven]

LT/RH - X15/A26 - Mirrors (Heat) [Switch Pack Actuated Relay Driven] Design 201

LT/RH/LoneStar - X15/A26 - Heated Mirrors (Door Pod Actuated Cab and Hood Mounted)

LT/RH/LoneStar - X15/A26 - Heated Mirrors (Door Pod Actuated Cab and Hood Mounted) Design 202

LT/RH/LoneStar - X15/A26 - Heated Mirrors (Door Pod Actuated Cab Mounted)

LT/RH/LoneStar - X15/A26 - Heated Mirrors (Door Pod Actuated Cab Mounted) Design 203

LT/RH/LoneStar - X15/A26 - Mirrors (Power) [Door Pod Actuated]

LT/RH/LoneStar - X15/A26 - Mirrors (Power) [Door Pod Actuated] Design 204

LT/RH/LoneStar - X15/A26 - Mirror Lighting (Turns without Door Pods)

LT/RH/LoneStar - X15/A26 - Mirror Lighting (Turns without Door Pods) Design 205

LT/RH/LoneStar - X15/A26 - Mirror Lighting (Turns with Door Pods)

LT/RH/LoneStar - X15/A26 - Mirror Lighting (Turns with Door Pods) Design . . . 206

LT/RH/LoneStar - X15/A26 - Power Windows

LT/RH/LoneStar - X15/A26 - Power Windows Design 207

LoneStar - X15 - City Horn W/ 10PIN CLK W/O RKA

LoneStar - X15 - City Horn W/ 10PIN CLK W/O RKA Design 208

LoneStar - X15 - City Horn W/ 10PIN CLK W/RKA

LoneStar - X15 - City Horn W/ 10PIN CLK W/RKA Design 209

LoneStar - X15 - City Horn W/ 4PIN CLK W/O RKA

LoneStar - X15 - City Horn W/ 4PIN CLK W/O RKA Design 210

LoneStar - X15 - City Horn W/ 4PIN CLK W/RKA

LoneStar - X15 - City Horn W/ 4PIN CLK W/RKA Design 211

LT/RH - X15/A26 - City Horn W/ 10PIN CLK W/O RKA

LT/RH - X15/A26 - City Horn W/ 10PIN CLK W/O RKA Design 212

LT/RH - X15/A26 - City Horn W/ 10PIN CLK W/RKA

LT/RH - X15/A26 - City Horn W/ 10PIN CLK W/RKA Design 213

LT/RH - X15/A26 - City Horn W/ 4PIN CLK W/O RKA

LT/RH - X15/A26 - City Horn W/ 4PIN CLK W/O RKA Design 214

LT/RH - X15/A26 - City Horn W/ 4PIN CLK W/RKA

LT/RH - X15/A26 - City Horn W/ 4PIN CLK W/RKA Design 215

LT/RH LoneStar - X15/A26 - Fan - Sleeper/Bunk

LT/RH LoneStar - X15/A26 - Fan - Sleeper/Bunk Design 216

LT/RH/LoneStar - X15/A26 - (Rand Mcnallly) GPS Display

LT/RH/LoneStar - X15/A26 - (Rand Mcnallly) GPS Display Design 217

LT A26/X15 Hadley Smart Valve - 14WCS

LT A26/X15 Hadley Smart Valve - 14WCS Design 218

LT/RH/LoneStar - X15/A26 - Multiplexed Switch Pack (Primary Switch)

LT/RH/LoneStar - X15/A26 - Multiplexed Switch Pack (Primary Switch) Design 219

LT/RH/LoneStar - X15/A26 - Real Time Clock (RTC) (Standard)

LT/RH/LoneStar - X15/A26 - Real Time Clock (RTC) (Standard) Design 220

LT/RH/LoneStar - X15/A26 - Cabinet Refrigerator N/Relay

LT/RH/LoneStar - X15/A26 - Cabinet Refrigerator N/Relay Design 221

LT/RH/LoneStar - X15/A26 - Cabinet Refrigerator W/Relay

LT/RH/LoneStar - X15/A26 - Cabinet Refrigerator W/Relay Design 222

LT/RH/LoneStar - X15/A26 - Underbunk Refrigerator N/Relay

LT/RH/LoneStar - X15/A26 - Underbunk Refrigerator N/Relay Design 223

LT/RH/LoneStar - X15/A26 - Remote Keyless Access

LT/RH/LoneStar - X15/A26 - Remote Keyless Access Design 224

LT/RH/LoneStar - X15/A26 - Telematics (DRIVERTECH DAYCAB W/ J1939)

LT/RH/LoneStar - X15/A26 - Telematics (DRIVERTECH DAYCAB W/ J1939) Design 225

LT/RH/LoneStar - X15/A26 - Telematics (DRIVERTECH SLEEPER W/ J1939)

LT/RH/LoneStar - X15/A26 - Telematics (DRIVERTECH SLEEPER W/ J1939) Design 226

LT/RH/LoneStar - X15/A26 - Antenna (Film Antenna Sleeper Cab OTAPM and Radio)

LT/RH/LoneStar - X15/A26 - Antenna (Film Antenna Sleeper Cab OTAPM and Radio) Design 227

LT/RH/LoneStar - X15/A26 - Antenna (Shark Fin Day Cab OTAPM and Radio)

LT/RH/LoneStar - X15/A26 - Antenna (Shark Fin Day Cab OTAPM and Radio) Design 228

LT/RH/LoneStar - X15/A26 - Navistar Telematics Module - Programming

LT/RH/LoneStar - X15/A26 - Navistar Telematics Module - Programming Design 229

LT/RH/LoneStar - X15/A26 - Navistar Telematics Module - Wiring

LT/RH/LoneStar - X15/A26 - Navistar Telematics Module - Wiring Design 230

LT/RH/LoneStar - X15/A26 - Telematics (OMNIVISION MD)

LT/RH/LoneStar - X15/A26 - Telematics (OMNIVISION MD) Design 231

LT/RH/LoneStar - X15/A26 - Telematics (OMNIVISION W/ J1939 & PANIC BUTTON)

LT/RH/LoneStar - X15/A26 - Telematics (OMNIVISION W/ J1939 & PANIC BUTTON) Design 233

LT/RH/LoneStar - X15/A26 - Telematics:OnCommand Telematics Module

LT/RH/LoneStar - X15/A26 - Telematics:OnCommand Telematics Module Design 235

LT/RH/LoneStar - X15/A26 - Telematics (PEOPLE NET DAYCAB)

LT/RH/LoneStar - X15/A26 - Telematics (PEOPLE NET DAYCAB) Design 236

LT/RH/LoneStar - X15/A26 - Telematics (PEOPLE NET SLEEPER)

LT/RH/LoneStar - X15/A26 - Telematics (PEOPLE NET SLEEPER) Design . . . 237

LT/RH/LoneStar - X15/A26 - Telematics QUALCOMM IMCT DAYCAB With MVPC

LT/RH/LoneStar - X15/A26 - Telematics QUALCOMM IMCT DAYCAB With MVPC Design 238

LT/RH/LoneStar - X15/A26 - Telematics QUALCOMM IMCT DAYCAB With MVPC & PANIC BUTTON

LT/RH/LoneStar - X15/A26 - Telematics QUALCOMM IMCT DAYCAB With MVPC & PANIC BUTTON Design 239

LT/RH/LoneStar - X15/A26 - Telematics QUALCOMM IMCT DAYCAB With PANIC BUTTON

LT/RH/LoneStar - X15/A26 - Telematics QUALCOMM IMCT DAYCAB With PANIC BUTTON Design 240

LT/RH/LoneStar - X15/A26 - Telematics QUALCOMM IMCT MD

LT/RH/LoneStar - X15/A26 - Telematics QUALCOMM IMCT MD Design 242

LT/RH/LoneStar - X15/A26 - Telematics QUALCOMM TMCT

LT/RH/LoneStar - X15/A26 - Telematics QUALCOMM TMCT Design 244

LT/RH/LoneStar - X15/A26 - Telematics QUALCOMM TMCT With PANIC BUTTON

LT/RH/LoneStar - X15/A26 - Telematics QUALCOMM TMCT With PANIC BUTTON Design 245

LT/RH/LoneStar - X15/A26 - Telematics (QUALCOMM MCP50)

LT/RH/LoneStar - X15/A26 - Telematics (QUALCOMM MCP50) Design 246

LT/RH/LoneStar - X15/A26 - Telematics (QUALCOMM MCT w/o Tracs)

LT/RH/LoneStar - X15/A26 - Telematics (QUALCOMM MCT w/o Tracs) Design 247

LT/RH/LoneStar - X15/A26 - Telematics (QUALCOMM MCT w/ TRACS)

LT/RH/LoneStar - X15/A26 - Telematics (QUALCOMM MCT w/ TRACS) Design 248

LT/RH/LoneStar - X15/A26 - Telematics (TRIPMASTER DAYCAB)

LT/RH/LoneStar - X15/A26 - Telematics (TRIPMASTER DAYCAB) Design . . . 249

LT/RH/LoneStar - X15/A26 - Telematics (TRIPMASTER SLEEPER)

LT/RH/LoneStar - X15/A26 - Telematics (TRIPMASTER SLEEPER) Design . . . 250

LT/RH/LoneStar - X15/A26 - Theft Deterrent (Standard J1939 Mux SW)

LT/RH/LoneStar - X15/A26 - Theft Deterrent (Standard J1939 Mux SW) Design 251

LoneStar - X15 - Tire Pressure (TPMS) (US & Canada)

LoneStar - X15 - Tire Pressure (TPMS) (US & Canada) Design 252

LT/RH - X15/A26 - Tire Pressure (TPMS) (US & Canada)

LT/RH - X15/A26 - Tire Pressure (TPMS) (US & Canada) Design 253

LT/RH/LoneStar - X15/A26 - Single USB

LT/RH/LoneStar - X15/A26 - Single USB Design 254

LT/RH/LoneStar - X15/A26 - Two USB

LT/RH/LoneStar - X15/A26 - Two USB Design 255

LT/RH/LoneStar - Vehicle Accessory Connector - 0008XMB

LT/RH/LoneStar - Vehicle Accessory Connector - 0008XMB Design 257

LT/RH/LoneStar - X15/A26 - Vehicle Sleep Mode

LT/RH/LoneStar - X15/A26 - Vehicle Sleep Mode Design 258

LT/RH - A26 - DPF Regen Switch Only

LT/RH - A26 - DPF Regen Switch Only Design 259

LT/RH - A26 - DPF With Monostable Inhibit Switch

LT/RH - A26 - DPF With Monostable Inhibit Switch Design 260

LT/RH - A26 - DPF With/ Bi-Stable Inhibit Switch

LT/RH - A26 - DPF With/ Bi-Stable Inhibit Switch Design 261

LT/RH/LoneStar - X15 - DPF Regen Switch Only

LT/RH/LoneStar - X15 - DPF Regen Switch Only Design 262

LT/RH/LoneStar - X15 - DPF With Monostable Inhibit Switch

LT/RH/LoneStar - X15 - DPF With Monostable Inhibit Switch Design 263

LT/RH/LoneStar - X15 - DPF With/ Bi-Stable Inhibit Switch

LT/RH/LoneStar - X15 - DPF With/ Bi-Stable Inhibit Switch Design 264

LT/RH - A26 - Selective Catalytic Reduction (SCR) - (Built 11/01/2021-12/10/2021)

LT/RH - A26 - Selective Catalytic Reduction (SCR) - (Built 11/01/2021-12/10/2021) Design 265

LT/RH - A26 - Selective Catalytic Reduction (SCR) - (Built 12/10/2021-12/31/2022)

LT/RH - A26 - Selective Catalytic Reduction (SCR) - (Built 12/10/2021-12/31/2022) Design 267

LT/RH/LoneStar - X15 - Selective Catalytic Reduction (SCR)

LT/RH/LoneStar - X15 - Selective Catalytic Reduction (SCR) Design 272

LT/RH/LoneStar - X15/A26 - Adjustable Engine Speed Control (PTO) 10-PIN ClockSpring

LT/RH/LoneStar - X15/A26 - Adjustable Engine Speed Control (PTO) 10-PIN ClockSpring Design 277

LT/RH/LoneStar - X15/A26 - Adjustable Engine Speed Control (PTO) 4-pin Clockspring

LT/RH/LoneStar - X15/A26 - Adjustable Engine Speed Control (PTO) 4-pin Clockspring Design 278

LoneStar - X15 - Body Builder Lighting - (BOC EOF In Cab) (8HAB 8HAE 8HAU) (Automatic)

LoneStar - X15 - Body Builder Lighting - (BOC EOF In Cab) (8HAB 8HAE 8HAU) (Automatic) Design 279

LT/RH - X15/A26 - Body Builder Lighting - (BOC EOF In Cab) (8HAB 8HAE 8HAU) (Automatic)

LT/RH - X15/A26 - Body Builder Lighting - (BOC EOF In Cab) (8HAB 8HAE 8HAU) (Automatic) Design 281

LT/RH/LoneStar - X15/A26 - Body Builder Lighting - (Blunt Cut)

LT/RH/LoneStar - X15/A26 - Body Builder Lighting - (Blunt Cut) Design 283

LoneStar - X15 - Body Builder Lighting - (BOC EOF In Cab) (8HAB 8HAE 8HAU) (Manual)

LoneStar - X15 - Body Builder Lighting - (BOC EOF In Cab) (8HAB 8HAE 8HAU) (Manual) Design 285

LT/RH - A26 - Body Builder Lighting - (BOC EOF In Cab) (8HAB 8HAE 8HAU) (Manual)

LT/RH - A26 - Body Builder Lighting - (BOC EOF In Cab) (8HAB 8HAE 8HAU) (Manual) Design 287

LT/RH - X15 - Body Builder Lighting - (BOC EOF In Cab) (8HAB 8HAE 8HAU) (Manual)

LT/RH - X15 - Body Builder Lighting - (BOC EOF In Cab) (8HAB 8HAE 8HAU) (Manual) Design 289

LT/RH - A26 - Powertrain Body Builder Connector (A26 Engine MD1 N/Ultrashift TCM)

LT/RH - A26 - Powertrain Body Builder Connector (A26 Engine MD1 N/Ultrashift TCM) Design 291

LT/RH/LoneStar - X15/A26 - DLB - Remote Power Module (2 RPM w/ Switch Packs)

LT/RH/LoneStar - X15/A26 - DLB - Remote Power Module (2 RPM w/ Switch Packs) Design 292

LT/RH/LoneStar X15 - Transmission (TC10 Series A65 w/Body Builder)

LT/RH/LoneStar X15 - Transmission (TC10 Series A65 w/Body Builder) Design 293

LT/RH - A26 - Transmissions Electrical I/O (Eaton Ultrashift)

LT/RH - A26 - Transmissions Electrical I/O (Eaton Ultrashift) Design 294

LT/RH - A26 - Transmission I/O (Allison 3K with Body Builder)

LT/RH - A26 - Transmission I/O (Allison 3K with Body Builder) Design 295

LT/RH - A26 - Transmission Power Take Off (Active Low Feedback)

LT/RH - A26 - Transmission Power Take Off (Active Low Feedback) Design . . 298

LT/RH - A26 - Transmission Power Take Off (Dual PTO W/ 42 Parameters & W/ Auto, AMT Trans)

LT/RH - A26 - Transmission Power Take Off (Dual PTO W/ 42 Parameters & W/ Auto, AMT Trans) Design 299

LT/RH - A26 - Transmission Power Take Off (Dual PTO W/ 42 Parameters & W/ Manual Trans)

LT/RH - A26 - Transmission Power Take Off (Dual PTO W/ 42 Parameters & W/ Manual Trans) Design 301

LT/RH - A26 - Transmission Power Take Off (Single PTO W/42 Parameters & W/ Auto, AMT Trans)

LT/RH - A26 - Transmission Power Take Off (Single PTO W/42 Parameters & W/ Auto, AMT Trans) Design 302

LT/RH - A26 - Transmission Power Take Off (Single PTO W/ 42 Parameters & W/ Manl Trans)

LT/RH - A26 - Transmission Power Take Off (Single PTO W/ 42 Parameters & W/ Manl Trans) Design 304

LT/RH/LoneStar - X15 - Transmission Power Take Off

LT/RH/LoneStar - X15 - Transmission Power Take Off Design 305

LT/RH/LoneStar - X15 - Transmission Power Take Off Dual PTO with Clutch Interlock MANUAL

LT/RH/LoneStar - X15 - Transmission Power Take Off Dual PTO with Clutch Interlock MANUAL Design 306

LT/RH/LoneStar - X15 - Transmission Power Take Off Dual Solenoid AUTO

LT/RH/LoneStar - X15 - Transmission Power Take Off Dual Solenoid AUTO Design 307

LT/RH/LoneStar - X15 - Transmission Power Take Off W/ Clutch Interlock

LT/RH/LoneStar - X15 - Transmission Power Take Off W/ Clutch Interlock Design 308

LT/RH/LoneStar - X15 - Transmission SINGLE Power Take Off MANUAL

LT/RH/LoneStar - X15 - Transmission SINGLE Power Take Off MANUAL Design 309

LT/RH - A26 - Service Brake Switch (Multiple Service Brake Switch W/ Redundant Switch)

LT/RH - A26 - Service Brake Switch (Multiple Service Brake Switch W/ Redundant Switch) Design 310

LT/RH - A26 - Service Brake Switch(Multiple Brake Switch N/Redundant Brake Switch)

LT/RH - A26 - Service Brake Switch(Multiple Brake Switch N/Redundant Brake Switch) Design 311

LT/RH/LoneStar - X15/A26 - Brake Switch

LT/RH/LoneStar - X15/A26 - Brake Switch Design 312

LT/RH/LoneStar - X15/A26 - Dual Air Dryers

LT/RH/LoneStar - X15/A26 - Dual Air Dryers Design 313

LT/RH/LoneStar - X15/A26 - Left Side Air Dryer-Bendix

LT/RH/LoneStar - X15/A26 - Left Side Air Dryer-Bendix Design 315

LT/RH/LoneStar - X15/A26 - Drain Valve Heater

LT/RH/LoneStar - X15/A26 - Drain Valve Heater Design 317

LoneStar - X15 - Antilock Brake System (ABS) [Bendix 6 Channel Implementation]

LoneStar - X15 - Antilock Brake System (ABS) [Bendix 6 Channel Implementation] Design 318

LoneStar - X15 - Antilock Brake System (ABS)-BENDIX 4 Channel Implemenation

LoneStar - X15 - Antilock Brake System (ABS)-BENDIX 4 Channel Implemenation Design 321

LT/RH - X15/A26 - Antilock Brake System (ABS) BENDIX 4 Channel Implemenation

LT/RH - X15/A26 - Antilock Brake System (ABS) BENDIX 4 Channel Implemenation Design 325

LT/RH - X15/A26 - Antilock Brake System (ABS) Bendix 6 Channel Implementation

LT/RH - X15/A26 - Antilock Brake System (ABS) Bendix 6 Channel Implementation Design 329

LoneStar - X15 - Antilock Brake System (ABS) - Wabco 4 Channel Implementation

LoneStar - X15 - Antilock Brake System (ABS) - Wabco 4 Channel Implementation Design 332

LoneStar - X15 - Antilock Brake System - Wabco ABS 6 Channel Implementation

LoneStar - X15 - Antilock Brake System - Wabco ABS 6 Channel Implementation Design 336

LT/RH - X15/A26 - Antilock Brake System (ABS) - Wabco 4 Channel Implementation

LT/RH - X15/A26 - Antilock Brake System (ABS) - Wabco 4 Channel Implementation Design 339

LT/RH - X15/A26 - Antilock Brake System - Wabco ABS 6 Channel Implementation

LT/RH - X15/A26 - Antilock Brake System - Wabco ABS 6 Channel Implementation Design 343

LT/RH - X15/A26 - Park Brake Control (Monitoring) (W/Vehicle Speed)

LT/RH - X15/A26 - Park Brake Control (Monitoring) (W/Vehicle Speed) Design 346

LT/RH - X15/A26 - Park Brake Control (Monitoring)(GEN IV BCM)

LT/RH - X15/A26 - Park Brake Control (Monitoring)(GEN IV BCM) Design 347

LT/RH/LoneStar - X15/A26 - Park Brake Controls (Non Lever Park Brake)

LT/RH/LoneStar - X15/A26 - Park Brake Controls (Non Lever Park Brake) Design 348

LT/RH/LoneStar - X15/A26 - Park Brake Controls (with Alarm IGN ON/OFF)

LT/RH/LoneStar - X15/A26 - Park Brake Controls (with Alarm IGN ON/OFF) Design 349

LT/RH/LoneStar - X15/A26 - Park Brake Reminder (Non-Stationary) (CA2.0)

LT/RH/LoneStar - X15/A26 - Park Brake Reminder (Non-Stationary) (CA2.0) Design 350

LT/RH/LoneStar - X15/A26 - Park Brake Reminder (Stationary) (CA2.0)

LT/RH/LoneStar - X15/A26 - Park Brake Reminder (Stationary) (CA2.0) Design 351

LT/RH - X15/A26 - Bendix Stability Control For Tractor or Tractors with Trailer Tow

LT/RH - X15/A26 - Bendix Stability Control For Tractor or Tractors with Trailer Tow Design 352

LT/RH - X15/A26 - Bendix; Tractor or Towing Truck; W/ Air SUSP; J1939 Driven Lamp

LT/RH - X15/A26 - Bendix; Tractor or Towing Truck; W/ Air SUSP; J1939 Driven Lamp Design 354

LT/RH - X15/A26 - Wabco Full Stability Control

LT/RH - X15/A26 - Wabco Full Stability Control Design 356

LT/RH/LoneStar - X15/A26 - Traction Control (Bendix Controller)

LT/RH/LoneStar - X15/A26 - Traction Control (Bendix Controller) Design 358

LT/RH/LoneStar - X15/A26 - Traction Control (Bendix Controller) With ABS Trailer

LT/RH/LoneStar - X15/A26 - Traction Control (Bendix Controller) With ABS Trailer Design 360

LT/RH/LoneStar - X15/A26 - Traction Control (Wabco Controller)

LT/RH/LoneStar - X15/A26 - Traction Control (Wabco Controller) Design 362

LT/RH - X15/A26 - Lane Keep Assist

LT/RH - X15/A26 - Lane Keep Assist Design 365

LT/RH - X15/A26 - Steering Hands Off Detection

LT/RH - X15/A26 - Steering Hands Off Detection Design 366

LT/RH - X15/A26 - Steering Performance

LT/RH - X15/A26 - Steering Performance Design 367

LT/RH/LoneStar - X15/A26 - Collision Avoidance System (Warning)

LT/RH/LoneStar - X15/A26 - Collision Avoidance System (Warning) Design . . .368

LoneStar - X15 - Lane Departure Warning - (Bendix Fusion W/Safety Direct))(US & Canada)

LoneStar - X15 - Lane Departure Warning - (Bendix Fusion W/Safety Direct))(US & Canada) Design 369

LoneStar - X15 - Lane Departure Warning - (Bendix Fusion W/Safety Direct))(US & Canada)-

LoneStar - X15 - Lane Departure Warning - (Bendix Fusion W/Safety Direct))(US & Canada)- Design 370

LT/RH - X15/A26 - Land Departure Warning - (Bendix - AutoVue W/ Qualcomm Safety Direct)

LT/RH - X15/A26 - Land Departure Warning - (Bendix - AutoVue W/ Qualcomm Safety Direct) Design 371

LT/RH - X15/A26 - Lane Departure Warning - Bendix

LT/RH - X15/A26 - Lane Departure Warning - Bendix Design 372

LT/RH - X15/A26 - Lane Departure Warning - (Bendix Fusion W/Safety Direct))(US & Canada)

LT/RH - X15/A26 - Lane Departure Warning - (Bendix Fusion W/Safety Direct))(US & Canada) Design 373

LT/RH - X15/A26 - Lane Departure Warning - (Bendix - AutoVue N/ Qualcomm Safety Direct)

LT/RH - X15/A26 - Lane Departure Warning - (Bendix - AutoVue N/ Qualcomm Safety Direct) Design 374

LT/RH - X15/A26 - Lane Departure Warning (Mobileye Per-Wire)

LT/RH - X15/A26 - Lane Departure Warning (Mobileye Per-Wire) Design 375

LT/RH - X15/A26 - Lane Departure Warning - (Wabco OnLane 2.0 w/ roof speakers)

LT/RH - X15/A26 - Lane Departure Warning - (Wabco OnLane 2.0 w/ roof speakers) Design 376

LT/RH - X15/A26 - Lane Departure Warning - (Wabco OnLane 2.0 w/ tweeter)

LT/RH - X15/A26 - Lane Departure Warning - (Wabco OnLane 2.0 w/ tweeter) Design 377

LT/RH - X15/A26 - Lane Departure Warning - (Wabco OnLane)

LT/RH - X15/A26 - Lane Departure Warning - (Wabco OnLane) Design 378

LT/RH - X15 - Accelerator Interlock W/ Park Brake Controls

LT/RH - X15 - Accelerator Interlock W/ Park Brake Controls Design 379

LT/RH - A26 - Air Filter Flow Restriction Monitoring

LT/RH - A26 - Air Filter Flow Restriction Monitoring Design 380

LT/RH - A26 - Air Filter Flow Restriction Monitoring (LED Indicator)

LT/RH - A26 - Air Filter Flow Restriction Monitoring (LED Indicator) Design . . . 381

LT/RH/LoneStar - X15 - Air Flow Restriction Monitoring

LT/RH/LoneStar - X15 - Air Flow Restriction Monitoring Design 382

LT/RH/LoneStar - X15/A26 - Engine Brake (CA2.0; Mux Switch)

LT/RH/LoneStar - X15/A26 - Engine Brake (CA2.0; Mux Switch) Design 383

LT/RH/LoneStar - X15/A26 - Engine Brake (CA2.0; Stalk Shifter)

LT/RH/LoneStar - X15/A26 - Engine Brake (CA2.0; Stalk Shifter) Design 384

LT/RH/LoneStar - X15/A26 - Engine/Exhaust Brake

LT/RH/LoneStar - X15/A26 - Engine/Exhaust Brake Design 385

LT/RH X15 - Coolant Level Monitoring

LT/RH X15 - Coolant Level Monitoring Design 386

LT/RH - A26 - Coolant Level Monitoring (No CLA Module)

LT/RH - A26 - Coolant Level Monitoring (No CLA Module) Design 387

LT/RH/LoneStar - X15 - Coolant Level Monitoring

LT/RH/LoneStar - X15 - Coolant Level Monitoring Design 388

LT/RH - A26 - Cooling Fan Control (Fan Override)

LT/RH - A26 - Cooling Fan Control (Fan Override) Design 389

LT/RH - A26 - Cooling Fan Control (No Fan Override)

LT/RH - A26 - Cooling Fan Control (No Fan Override) Design 390

LT/RH - X15 - Cooling Fan Control (No Fan Override, Cummins)

LT/RH - X15 - Cooling Fan Control (No Fan Override, Cummins) Design 391

LT/RH/LoneStar - X15 - Cooling Fan Control (Fan Override, Cummins)

LT/RH/LoneStar - X15 - Cooling Fan Control (Fan Override, Cummins) Design 392

LT/RH/LoneStar - X15/A26 - EGNR Diagnostic Connector

LT/RH/LoneStar - X15/A26 - EGNR Diagnostic Connector Design 393

LT/RH/LoneStar - X15/A26 - Engine Diagnostic Connector

LT/RH/LoneStar - X15/A26 - Engine Diagnostic Connector Design 394

LT/RH/LoneStar - X15/A26 - Engine Idle Increment/Decrement (Steering Wheel Switch - 10 Pin)

LT/RH/LoneStar - X15/A26 - Engine Idle Increment/Decrement (Steering Wheel Switch - 10 Pin) Design 395

LT/RH/LoneStar - X15/A26 - Engine Idle Increment/Decrement (Steering Wheel Switch - 4 Pin)

LT/RH/LoneStar - X15/A26 - Engine Idle Increment/Decrement (Steering Wheel Switch - 4 Pin) Design 396

LT/RH - X15/A26 - Engine Block Heater (Purchased Assembly)

LT/RH - X15/A26 - Engine Block Heater (Purchased Assembly) Design 397

LT/RH - X15/A26 - Engine Fuel and Block Heaters (Purchased Assembly)

LT/RH - X15/A26 - Engine Fuel and Block Heaters (Purchased Assembly) Design 398

LT/RH - X15/A26 - Engine Oil and Block Heaters (Purchased Assembly)

LT/RH - X15/A26 - Engine Oil and Block Heaters (Purchased Assembly) Design 399

LT/RH - X15/A26 - Engine Oil, Fuel, and Block Heaters (Purchased Assembly)

LT/RH - X15/A26 - Engine Oil, Fuel, and Block Heaters (Purchased Assembly) Design 400

LT/RH - A26 - Engine Electrical I/O (24-Pin Vehicle Interface Connector)

LT/RH - A26 - Engine Electrical I/O (24-Pin Vehicle Interface Connector) Design 401

LT/RH - A26 - Starting Aid (Flame Start W/MD1 ECM)

LT/RH - A26 - Starting Aid (Flame Start W/MD1 ECM) Design 403

LT/RH/LoneStar - X15 - Starting Aid (Ether Start)

LT/RH/LoneStar - X15 - Starting Aid (Ether Start) Design 404

LT/RH/LoneStar - X15 - Vehicle Acceleration (w/ Two PWR Two GND & Two STS)

LT/RH/LoneStar - X15 - Vehicle Acceleration (w/ Two PWR Two GND & Two STS) Design 405

LT/RH/LoneStar - X15/A26 - Vehicle Speed Limit Override

LT/RH/LoneStar - X15/A26 - Vehicle Speed Limit Override Design 406

LT/RH/LoneStar - X15/A26 - Air Shield Lighting w/ One Light

LT/RH/LoneStar - X15/A26 - Air Shield Lighting w/ One Light Design 407

LT/RH/LoneStar - X15/A26 - Automatic Lighting (Dual Sensor Solar/Twilight)

LT/RH/LoneStar - X15/A26 - Automatic Lighting (Dual Sensor Solar/Twilight) Design 409

LT/RH/LoneStar - X15/A26 - Automatic Lighting (Single Sensor Twilight)

LT/RH/LoneStar - X15/A26 - Automatic Lighting (Single Sensor Twilight) Design 410

LT/RH - A26 - Backup Lights (W/ BB TRLR SKT)Allison/ZF Trans

LT/RH - A26 - Backup Lights (W/ BB TRLR SKT)Allison/ZF Trans Design 411

LT/RH - A26 - Backup Light (Dual Reverse Light)Allison/ZF Trans

LT/RH - A26 - Backup Light (Dual Reverse Light)Allison/ZF Trans Design 412

LT/RH - A26 - Backup Light (Reverse Light) Allison/ZF Trans

LT/RH - A26 - Backup Light (Reverse Light) Allison/ZF Trans Design 414

LT/RH - A26 - Backup Light (Single Reverse Light) W/Allison

LT/RH - A26 - Backup Light (Single Reverse Light) W/Allison Design 415

LT/RH - A26 - Backup Lights (Dual Reverse Light) Eaton/Manual Trans

LT/RH - A26 - Backup Lights (Dual Reverse Light) Eaton/Manual Trans Design 416

LT/RH - A26 - Backup Lights (Single Reverse Light) Eaton/Manual Trans-Option2

LT/RH - A26 - Backup Lights (Single Reverse Light) Eaton/Manual Trans-Option2 Design 418

LT/RH - A26 - Backup Lights (Single Reverse Light) Eaton/Manual Trans-Option 1

LT/RH - A26 - Backup Lights (Single Reverse Light) Eaton/Manual Trans-Option 1 Design 419

LT/RH - A26 - Backup Lights (Reverse Light) Eaton/Manual Trans

LT/RH - A26 - Backup Lights (Reverse Light) Eaton/Manual Trans Design . . . 421

LT/RH - A26 - Backup Light (Dual Reverse LT) - Relay Coil CTRL by TCM - 6 PIN

LT/RH - A26 - Backup Light (Dual Reverse LT) - Relay Coil CTRL by TCM - 6 PIN Design 422

LT/RH - A26 - Backup Light (Single Reverse Light)Yukon AMT

LT/RH - A26 - Backup Light (Single Reverse Light)Yukon AMT Design 424

LT/RH - A26 - Backup Light (Single Reverse Light) Procision, Endurant

LT/RH - A26 - Backup Light (Single Reverse Light) Procision, Endurant Design 425

LT/RH X15 - Backup Light (Dual Reverse Light) Allison-TC10

LT/RH X15 - Backup Light (Dual Reverse Light) Allison-TC10 Design 426

LT/RH X15 - Backup Light (Reverse Light) Allison TC10

LT/RH X15 - Backup Light (Reverse Light) Allison TC10 Design 428

LT/RH X15 - Backup Light (Single Reverse Light) Allison TC10

LT/RH X15 - Backup Light (Single Reverse Light) Allison TC10 Design 430

LT/RH/LoneStar X15 - Backup Light (Single Reverse Light) W/Allison TC10

LT/RH/LoneStar X15 - Backup Light (Single Reverse Light) W/Allison TC10 Design 432

LT/RH X15 - Backup Lights (Dual Reverse Light) Eaton/Manual Trans

LT/RH X15 - Backup Lights (Dual Reverse Light) Eaton/Manual Trans Design .434

LT/RH X15 - Backup Lights (Reverse Lights) Eaton/Manual Trans

LT/RH X15 - Backup Lights (Reverse Lights) Eaton/Manual Trans Design 436

LT/RH X15 - Backup Lights (Reverse Light) Eaton/Manual Trans

LT/RH X15 - Backup Lights (Reverse Light) Eaton/Manual Trans Design 438

LT/RH X15 - Backup Lights (Single Reverse Light) Eaton/Manual Trans

LT/RH X15 - Backup Lights (Single Reverse Light) Eaton/Manual Trans Design 440

LT/RH/LoneStar X15 - Backup Lights (Single Reverse Light) Eaton/Manual Trans

LT/RH/LoneStar X15 - Backup Lights (Single Reverse Light) Eaton/Manual Trans Design 442

LT/RH X15 - Backup Light (Dual Reverse LT) Procosion/Endurant

LT/RH X15 - Backup Light (Dual Reverse LT) Procosion/Endurant Design 444

LT/RH X15 - Backup Light (Single Reverse Light) Endurant

LT/RH X15 - Backup Light (Single Reverse Light) Endurant Design 446

LT/RH/LoneStar X15 - Backup Light Endurant

LT/RH/LoneStar X15 - Backup Light Endurant Design 448

LT/RH/LoneStar X15 - Backup Light (Single Reverse Light) Endurant

LT/RH/LoneStar X15 - Backup Light (Single Reverse Light) Endurant Design . .450

LT/RH/LoneStar - X15/A26 - Beacon/Strobe Light

LT/RH/LoneStar - X15/A26 - Beacon/Strobe Light Design 452

LT/RH/LoneStar - X15/A26 - Clearance and Identification Lights (W/ Sunshade)

LT/RH/LoneStar - X15/A26 - Clearance and Identification Lights (W/ Sunshade) Design 454

LT/RH/LoneStar - X15/A26 - Daytime Running Lights

LT/RH/LoneStar - X15/A26 - Daytime Running Lights Design 455

LT/RH - X15/A26 - Directional Signal (Turn) With HEADLIGHTS

LT/RH - X15/A26 - Directional Signal (Turn) With HEADLIGHTS Design 456

LT/RH - X15/A26 - Directional Signal (Turn) With HEADLIGHTS (HAL-125)

LT/RH - X15/A26 - Directional Signal (Turn) With HEADLIGHTS (HAL-125) Design 457

RH - X15/A26 - Directional Signal (Turn) W/HEADLIGHTS

RH - X15/A26 - Directional Signal (Turn) W/HEADLIGHTS Design 458

LT/RH - X15/A26 - Directional Signal (Turn) With HEADLIGHTS Option2

LT/RH - X15/A26 - Directional Signal (Turn) With HEADLIGHTS Option2 Design 459

LT/RH - X15/A26 - Directional Signal (Turn) With HEADLIGHTS (LED-125)

LT/RH - X15/A26 - Directional Signal (Turn) With HEADLIGHTS (LED-125) Design 460

LT/RH/LoneStar - X15/A26 - Exterior Lamp Check

LT/RH/LoneStar - X15/A26 - Exterior Lamp Check Design 461

LT/RH/LoneStar - X15/A26 - Exterior Lamp Reminder

LT/RH/LoneStar - X15/A26 - Exterior Lamp Reminder Design 462

LoneStar - X15/A26 - Front Fog Lamps

LoneStar - X15/A26 - Front Fog Lamps Design 463

LT/RH - X15/A26 - Fog Lights Lamps

LT/RH - X15/A26 - Fog Lights Lamps Design 464

LT/RH/LoneStar - X15/A26 - Hazard Warning (CA 2.0)

LT/RH/LoneStar - X15/A26 - Hazard Warning (CA 2.0) Design 465

LoneStar - X15 - Headlights Halogen N/INT N/LOWW

LoneStar - X15 - Headlights Halogen N/INT N/LOWW Design 466

LoneStar - X15 - Headlights Halogen N/INT W/LOWW

LoneStar - X15 - Headlights Halogen N/INT W/LOWW Design 467

LoneStar - X15 - Headlights Halogen W/INT N/LOWW

LoneStar - X15 - Headlights Halogen W/INT N/LOWW Design 468

LoneStar - X15 - Headlights Halogen W/INT W/LOWW

LoneStar - X15 - Headlights Halogen W/INT W/LOWW Design 469

LT - X15/A26 - Headlights Halogen N/INT N/LOWW

LT - X15/A26 - Headlights Halogen N/INT N/LOWW Design 470

LT - X15/A26 - Headlights Halogen N/INT W/LOWW

LT - X15/A26 - Headlights Halogen N/INT W/LOWW Design 471

LT - X15/A26 - Headlights Halogen W/INT N/LOWW

LT - X15/A26 - Headlights Halogen W/INT N/LOWW Design 472

LT - X15/A26 - Headlights Halogen W/INT W/LOWW

LT - X15/A26 - Headlights Halogen W/INT W/LOWW Design 473

LT - X15/A26 - Headlights LED N/ INT N/LOWW

LT - X15/A26 - Headlights LED N/ INT N/LOWW Design 474

LT - X15/A26 - Headlights LED N/ INT W/LOWW

LT - X15/A26 - Headlights LED N/ INT W/LOWW Design 475

LT - X15/A26 - Headlights LED W/INT N/LOWW

LT - X15/A26 - Headlights LED W/INT N/LOWW Design 476

LT - X15/A26 - Headlights LED W/INT W/LOWW

LT - X15/A26 - Headlights LED W/INT W/LOWW Design 477

RH - X15/A26 - Headlights Halogen N/INT N/LOWW

RH - X15/A26 - Headlights Halogen N/INT N/LOWW Design 478

RH - X15/A26 - Headlights Halogen N/INT W/LOWW

RH - X15/A26 - Headlights Halogen N/INT W/LOWW Design 479

RH - X15/A26 - Headlights Halogen W/INT N/LOWW

RH - X15/A26 - Headlights Halogen W/INT N/LOWW Design 480

RH - X15/A26 - Headlights Halogen W/INT W/LOWW

RH - X15/A26 - Headlights Halogen W/INT W/LOWW Design 481

RH - X15/A26 - Headlights LED N/INT N/LOWW LT

RH - X15/A26 - Headlights LED N/INT N/LOWW LT Design 482

RH - X15/A26 - Headlights LED N/INT W/LOWW LT

RH - X15/A26 - Headlights LED N/INT W/LOWW LT Design 483

RH - X15/A26 - Headlights LED W/INT N/LOWW LT

RH - X15/A26 - Headlights LED W/INT N/LOWW LT Design 484

RH - X15/A26 - Headlights LED W/INT W/LOWW LT

RH - X15/A26 - Headlights LED W/INT W/LOWW LT Design 485

LT/RH - X15/A26 - License Plate Light (Dual LED Lamp Tail Light) Option 1

LT/RH - X15/A26 - License Plate Light (Dual LED Lamp Tail Light) Option 1 Design 486

LT/RH - X15/A26 - License Plate Light (Dual LED Lamp Tail Light) Option 2

LT/RH - X15/A26 - License Plate Light (Dual LED Lamp Tail Light) Option 2 Design 488

LT/RH - X15/A26 - License Plate Light (Tail Light Single Assy.)Option 2

LT/RH - X15/A26 - License Plate Light (Tail Light Single Assy.)Option 2 Design 490

LT/RH - X15/A26 - License Plate Light (Tail Light Single Assy.) Option 1

LT/RH - X15/A26 - License Plate Light (Tail Light Single Assy.) Option 1 Design 492

LT/RH/LoneStar - X15/A26 - License Plate Light (Tail Light Single Assy.) Option 1

LT/RH/LoneStar - X15/A26 - License Plate Light (Tail Light Single Assy.) Option 1 Design 494

LT/RH/LoneStar - X15/A26 - License Plate Light (Tail Light Single Assy.) Option 2

LT/RH/LoneStar - X15/A26 - License Plate Light (Tail Light Single Assy.) Option 2 Design 496

LoneStar - X15/A26 - Marker Lights (Halogen)

LoneStar - X15/A26 - Marker Lights (Halogen) Design 498

LT/RH - X15/A26 - Marker Lights (With 113 Halogen)

LT/RH - X15/A26 - Marker Lights (With 113 Halogen) Design 499

LT/RH - X15/A26 - Marker Lights (With 125 Halogen)

LT/RH - X15/A26 - Marker Lights (With 125 Halogen) Design 500

LT/RH - X15/A26 - Marker Lights (With113 LED)

LT/RH - X15/A26 - Marker Lights (With113 LED) Design 501

LT/RH - X15/A26 - Marker Lights (With 125 LED)

LT/RH - X15/A26 - Marker Lights (With 125 LED) Design 502

LT/RH/LoneStar - X15/A26 - MARKER/PARK LIGHTS - W/Marker Interrupt 10pin CLCKSPRING

LT/RH/LoneStar - X15/A26 - MARKER/PARK LIGHTS - W/Marker Interrupt 10pin CLCKSPRING Design 503

LT/RH/LoneStar - X15/A26 - PARK LIGHTS - W/Marker Interrupt 4 pin clockspring

LT/RH/LoneStar - X15/A26 - PARK LIGHTS - W/Marker Interrupt 4 pin clockspring Design 504

LoneStar - X15 - Modesty Lighting W/ Day Cab W/ 2 Turn /0 Marker

LoneStar - X15 - Modesty Lighting W/ Day Cab W/ 2 Turn /0 Marker Design . . 505

LoneStar - X15 - Modesty Lighting W/ Sleeper W/ 4 Side Turns / 0 Marker

LoneStar - X15 - Modesty Lighting W/ Sleeper W/ 4 Side Turns / 0 Marker Design 506

LT/RH - X15/A26 - Modesty Lighting W/ Day Cab W/ 2 Turn /0 Marker

LT/RH - X15/A26 - Modesty Lighting W/ Day Cab W/ 2 Turn /0 Marker Design .507

LT/RH - X15/A26 - Modesty Lighting W/ Sleeper W/ 4 Side Turns / 0 Marker

LT/RH - X15/A26 - Modesty Lighting W/ Sleeper W/ 4 Side Turns / 0 Marker Design 508

LT/RH - X15/A26 - Panic Switch (Sleeper)

LT/RH - X15/A26 - Panic Switch (Sleeper) Design 509

LT/RH - X15/A26 - Skirt Light Customer Supplied

LT/RH - X15/A26 - Skirt Light Customer Supplied Design 510

LT/RH/LoneStar - X15/A26 - Rear Lights Stop - Dual Assembly

LT/RH/LoneStar - X15/A26 - Rear Lights Stop - Dual Assembly Design 511

LT/RH/LoneStar - X15/A26 - Rear Lights Stop - Single Assembly Option 1

LT/RH/LoneStar - X15/A26 - Rear Lights Stop - Single Assembly Option 1 Design 513

LT/RH/LoneStar - X15/A26 - Rear Lights Stop - Single Assembly Option 2

LT/RH/LoneStar - X15/A26 - Rear Lights Stop - Single Assembly Option 2 Design 515

LT/RH/LoneStar - X15/A26 - Work Lights W/ Sw Pack - Customer Supplied W/O RKE W/AUTO REV

LT/RH/LoneStar - X15/A26 - Work Lights W/ Sw Pack - Customer Supplied W/O RKE W/AUTO REV Design 517

LT/RH/LoneStar - X15/A26 - Work Lights W/ Sw Pack - Customer Supplied W/ RKE W/AUTO REV

LT/RH/LoneStar - X15/A26 - Work Lights W/ Sw Pack - Customer Supplied W/ RKE W/AUTO REV Design 519

LT/RH - A26 - Work Lights W/ Sw Pack - Customer Supplied W/O RKE W/MAN REV

LT/RH - A26 - Work Lights W/ Sw Pack - Customer Supplied W/O RKE W/MAN REV Design 521

LT/RH - A26 - Work Lights W/ Sw Pack - Customer Supplied W/ RKE W/MAN REV

LT/RH - A26 - Work Lights W/ Sw Pack - Customer Supplied W/ RKE W/MAN REV Design 525

LT/RH/LoneStar X15 - Work Lights LED W/ Sw Pack - Day Cab W/O RKE W/MAN REV

LT/RH/LoneStar X15 - Work Lights LED W/ Sw Pack - Day Cab W/O RKE W/MAN REV Design 529

LT/RH - X15/A26 - Work Lights W/ Sw Pack - Customer Supplied

LT/RH - X15/A26 - Work Lights W/ Sw Pack - Customer Supplied Design 530

LT/RH/LoneStar - X15 - Work Lights W/ Sw Pack - Customer Supplied W/O RKE W/MAN REV

LT/RH/LoneStar - X15 - Work Lights W/ Sw Pack - Customer Supplied W/O RKE W/MAN REV Design 532

LT/RH/LoneStar - X15 - Work Lights W/ Sw Pack - Customer Supplied W/ RKE W/MAN REV

LT/RH/LoneStar - X15 - Work Lights W/ Sw Pack - Customer Supplied W/ RKE W/MAN REV Design 534

LT/RH/LoneStar - X15/A26 - Work Lights W/ Sw Pack - Customer Supplied

LT/RH/LoneStar - X15/A26 - Work Lights W/ Sw Pack - Customer Supplied Design 536

LT/RH/LoneStar - X15/A26 - Work Lights - LED W/ Sw Pack - Customer Supplied - Sleeper W/O RKE W/AUTO REV

LT/RH/LoneStar - X15/A26 - Work Lights - LED W/ Sw Pack - Customer Supplied - Sleeper W/O RKE W/AUTO REV Design 538

LT/RH/LoneStar - X15/A26 - Work Lights - LED W/ Sw Pack - Customer Supplied - Sleeper W/ RKE W/AUTO REV

LT/RH/LoneStar - X15/A26 - Work Lights - LED W/ Sw Pack - Customer Supplied - Sleeper W/ RKE W/AUTO REV Design 540

LT/RH - A26 - Work Lights - LED W/ Sw Pack - Customer Supplied - Sleeper W/O RKE W/MAN REV

LT/RH - A26 - Work Lights - LED W/ Sw Pack - Customer Supplied - Sleeper W/O RKE W/MAN REV Design 542

LT/RH - A26 - Work Lights - LED W/ Sw Pack - Customer Supplied - Sleeper W/ RKE W/MAN REV

LT/RH - A26 - Work Lights - LED W/ Sw Pack - Customer Supplied - Sleeper W/ RKE W/MAN REV Design 546

LT/RH/LoneStar - X15 - Work Lights - LED W/ Sw Pack - Customer Supplied - Sleeper W/O RKE W/MAN REV

LT/RH/LoneStar - X15 - Work Lights - LED W/ Sw Pack - Customer Supplied - Sleeper W/O RKE W/MAN REV Design 550

LT/RH/LoneStar - X15 - Work Lights - LED W/ Sw Pack - Customer Supplied - Sleeper W/ RKE W/MAN REV

LT/RH/LoneStar - X15 - Work Lights - LED W/ Sw Pack - Customer Supplied - Sleeper W/ RKE W/MAN REV Design 552

LT/RH/LoneStar - X15/A26 - Work Lights - LED W/ Sw Pack - Customer Supplied - Sleeper W/O RKE W/Endurant (Schneider)

LT/RH/LoneStar - X15/A26 - Work Lights - LED W/ Sw Pack - Customer Supplied - Sleeper W/O RKE W/Endurant (Schneider) Design 554

LT/RH/LoneStar - X15/A26 - Work Lights - LED W/ Sw Pack - Customer Supplied - Sleeper

LT/RH/LoneStar - X15/A26 - Work Lights - LED W/ Sw Pack - Customer Supplied - Sleeper Design 556

LT/RH/LoneStar - X15/A26 - Work Lights - LED W/ Sw Pack - Customer Supplied - Sleeper W/O RKE

LT/RH/LoneStar - X15/A26 - Work Lights - LED W/ Sw Pack - Customer Supplied - Sleeper W/O RKE Design 558

LT/RH/LoneStar - X15/A26 - Work Lights LED W/ Sw Pack - Day Cab W/O RKE W/AUTO REV

LT/RH/LoneStar - X15/A26 - Work Lights LED W/ Sw Pack - Day Cab W/O RKE W/AUTO REV Design 560

LT/RH/LoneStar - X15/A26 - Work Lights LED W/ Sw Pack - Day Cab W/ RKE W/AUTO REV

LT/RH/LoneStar - X15/A26 - Work Lights LED W/ Sw Pack - Day Cab W/ RKE W/AUTO REV Design 561

LT/RH/LoneStar - X15/A26 - Work Lights (2 Blunt Cuts Only W/O Relay) W/Backup W/Auto Trans (Allison and Endurant)

LT/RH/LoneStar - X15/A26 - Work Lights (2 Blunt Cuts Only W/O Relay) W/Backup W/Auto Trans (Allison and Endurant) Design 562

LT/RH - A26 - Work Lights LED W/ Sw Pack - Day Cab W/O RKE W/MAN REV

LT/RH - A26 - Work Lights LED W/ Sw Pack - Day Cab W/O RKE W/MAN REV Design 564

LT/RH - A26 - Work Lights LED W/ Sw Pack - Day Cab W/ RKE W/MAN REV

LT/RH - A26 - Work Lights LED W/ Sw Pack - Day Cab W/ RKE W/MAN REV Design 566

LT/RH - A26 - Work Lights (2 Blunt Cuts Only W/O Relay) W/Backup W/Manual Trans Day Cab

LT/RH - A26 - Work Lights (2 Blunt Cuts Only W/O Relay) W/Backup W/Manual Trans Day Cab Design 568

LT/RH/LoneStar - X15 - Work Lights (2 Blunt Cuts Only W/O Relay) W/Backup W/Manual Trans

LT/RH/LoneStar - X15 - Work Lights (2 Blunt Cuts Only W/O Relay) W/Backup W/Manual Trans Design 572

LT/RH/LoneStar X15 - Work Lights LED W/ Sw Pack - Day Cab W/ RKE W/MAN REV

LT/RH/LoneStar X15 - Work Lights LED W/ Sw Pack - Day Cab W/ RKE W/MAN REV Design 574

LT/RH/LoneStar - X15/A26 - Work Lights LED W/ Sw Pack - Day Cab

LT/RH/LoneStar - X15/A26 - Work Lights LED W/ Sw Pack - Day Cab Design .575

LT/RH/LoneStar - X15/A26 - Work Lights LED W/ Sw Pack - Day Cab W/O RKE

LT/RH/LoneStar - X15/A26 - Work Lights LED W/ Sw Pack - Day Cab W/O RKE Design 576

LT/RH/LoneStar - X15/A26 - Work Lights (2 Blunt Cuts Only W/O Relay)

LT/RH/LoneStar - X15/A26 - Work Lights (2 Blunt Cuts Only W/O Relay) Design 577

LT/RH/LoneStar - X15/A26 - Work Lights -LED W/ Sw Pack - Sleeper W/O RKE W/AUTO REV

LT/RH/LoneStar - X15/A26 - Work Lights -LED W/ Sw Pack - Sleeper W/O RKE W/AUTO REV Design 579

LT/RH/LoneStar - X15/A26 - Work Lights -LED W/ Sw Pack - Sleeper W/ RKE W/AUTO REV

LT/RH/LoneStar - X15/A26 - Work Lights -LED W/ Sw Pack - Sleeper W/ RKE W/AUTO REV Design 580

LT/RH - A26 - Work Lights -LED W/ Sw Pack - Sleeper W/O RKE W/MAN REV

LT/RH - A26 - Work Lights -LED W/ Sw Pack - Sleeper W/O RKE W/MAN REV Design 581

LT/RH - A26 - Work Lights -LED W/ Sw Pack - Sleeper W/ RKE W/MAN REV

LT/RH - A26 - Work Lights -LED W/ Sw Pack - Sleeper W/ RKE W/MAN REV Design 583

LT/RH/LoneStar - X15 - Work Lights -LED W/ Sw Pack - Sleeper W/O RKE W/MAN REV

LT/RH/LoneStar - X15 - Work Lights -LED W/ Sw Pack - Sleeper W/O RKE W/MAN REV Design 585

LT/RH/LoneStar - X15 - Work Lights -LED W/ Sw Pack - Sleeper W/ RKE W/MAN REV

LT/RH/LoneStar - X15 - Work Lights -LED W/ Sw Pack - Sleeper W/ RKE W/MAN REV Design 586

LT/RH/LoneStar - X15/A26 - Work Lights -LED W/ Sw Pack - Sleeper

LT/RH/LoneStar - X15/A26 - Work Lights -LED W/ Sw Pack - Sleeper Design . 587

LT/RH/LoneStar - X15/A26 - Work Lights -LED W/ Sw Pack - Sleeper W/O RKE

LT/RH/LoneStar - X15/A26 - Work Lights -LED W/ Sw Pack - Sleeper W/O RKE Design 588

LT/RH - A26 - Back of Cab Aux Work Light (2 blunt cuts without relay) (Backup with Manual Trans- not Endurant)

LT/RH - A26 - Back of Cab Aux Work Light (2 blunt cuts without relay) (Backup with Manual Trans- not Endurant) Design 589

LT/RH/LoneStar - X15/A26 - Fifth Wheel Slide

LT/RH/LoneStar - X15/A26 - Fifth Wheel Slide Design 591

LT/RH/LoneStar - X15/A26 - Jaw Monitoring

LT/RH/LoneStar - X15/A26 - Jaw Monitoring Design 592

LT/RH/LoneStar - X15/A26 - Jaw Unlock Control W/ SOLENOIDS W/SWITCH PACKS

LT/RH/LoneStar - X15/A26 - Jaw Unlock Control W/ SOLENOIDS W/SWITCH PACKS Design 593

LT/RH/LoneStar - X15/A26 - Jaw Unlock Control (Standard)

LT/RH/LoneStar - X15/A26 - Jaw Unlock Control (Standard) Design 594

LoneStar - X15 - Fuel Heater (Vehicle Powered) (Davco)

LoneStar - X15 - Fuel Heater (Vehicle Powered) (Davco) Design 595

LT/RH - A26 - Fuel Heater (Vehicle Powered)(Davco)

LT/RH - A26 - Fuel Heater (Vehicle Powered)(Davco) Design 596

LT/RH - X15 - Fuel Heater (Vehicle Powered) (Davco)

LT/RH - X15 - Fuel Heater (Vehicle Powered) (Davco) Design 597

LT/RH - X15 - Fuel Heater (Vehicle Powered) (RAVCOR)

LT/RH - X15 - Fuel Heater (Vehicle Powered) (RAVCOR) Design 599

LT/RH/LoneStar - X15/A26 - Fuel Level (Single Tank - Left Side)

LT/RH/LoneStar - X15/A26 - Fuel Level (Single Tank - Left Side) Design 600

LT/RH - A26 - Water In Fuel (WIF) Davco W/ Heater

LT/RH - A26 - Water In Fuel (WIF) Davco W/ Heater Design 606

LT/RH - A26 - Water In Fuel (WIF) Racor N/ Heater

LT/RH - A26 - Water In Fuel (WIF) Racor N/ Heater Design 607

LT/RH/LoneStar - X15 - Water In Fuel (WIF) DAVCO N/ Heater

LT/RH/LoneStar - X15 - Water In Fuel (WIF) DAVCO N/ Heater Design 608

LT/RH/LoneStar - X15 - Water In Fuel (WIF) DAVCO W/ Heater

LT/RH/LoneStar - X15 - Water In Fuel (WIF) DAVCO W/ Heater Design 610

LT/RH/LoneStar - X15 - Water In Fuel (WIF) RACOR N/ Heater

LT/RH/LoneStar - X15 - Water In Fuel (WIF) RACOR N/ Heater Design 612

LT/RH - 2021 A26 - Heating Ventilation & Air Conditioning (HVAC) (Auto Control head W/PT Transducer N/Low Pressure SW)

LT/RH - 2021 A26 - Heating Ventilation & Air Conditioning (HVAC) (Auto Control head W/PT Transducer N/Low Pressure SW) Design 613

LT/RH - 2021 A26 - Heating Ventilation & Air Conditioning (HVAC) (Manual W/PT Transduce N/Low Pressure SW)

LT/RH - 2021 A26 - Heating Ventilation & Air Conditioning (HVAC) (Manual W/PT Transduce N/Low Pressure SW) Design 616

LT/RH/LoneStar X15 - Heating Ventilation & Air Conditioning (HVAC) Auto Temp Control

LT/RH/LoneStar X15 - Heating Ventilation & Air Conditioning (HVAC) Auto Temp Control Design 618

LT/RH/LoneStar X15 - Heating Ventilation & Air Conditioning (HVAC) Manual

LT/RH/LoneStar X15 - Heating Ventilation & Air Conditioning (HVAC) Manual Design 621

LT/RH/LoneStar - X15/A26 - Rear AUTO HVAC (No Idle) W/ Pre-Heat (Bergstrom Heat and Cool w/ Condensation) 2 SWITCHES

LT/RH/LoneStar - X15/A26 - Rear AUTO HVAC (No Idle) W/ Pre-Heat (Bergstrom Heat and Cool w/ Condensation) 2 SWITCHES Design 623

LT/RH/LoneStar - X15/A26 - Rear HVAC (No Idle) W/ Pre-Heat (Bergstrom Heat and Cool w/ Condensation) 2 SWITCHES Option 1

LT/RH/LoneStar - X15/A26 - Rear HVAC (No Idle) W/ Pre-Heat (Bergstrom Heat and Cool w/ Condensation) 2 SWITCHES Option 1 Design 626

LT/RH/LoneStar - X15/A26 - Rear HVAC (No Idle) W/ Pre-Heat (Bergstrom Heat and Cool w/ Condensation) 2 SWITCHES Option 2

LT/RH/LoneStar - X15/A26 - Rear HVAC (No Idle) W/ Pre-Heat (Bergstrom Heat and Cool w/ Condensation) 2 SWITCHES Option 2 Design 628

LT/RH/LoneStar - X15/A26 - Rear HVAC (No Idle) W/ Pre-Heat (Bergstrom Heat and Cool w/ Condensation) 4 SWITCHES Option 1

LT/RH/LoneStar - X15/A26 - Rear HVAC (No Idle) W/ Pre-Heat (Bergstrom Heat and Cool w/ Condensation) 4 SWITCHES Option 1 Design 630

LT/RH/LoneStar - X15/A26 - Rear HVAC (No Idle) W/ Pre-Heat (Bergstrom Heat and Cool w/ Condensation) 4 SWITCHES Option 2

LT/RH/LoneStar - X15/A26 - Rear HVAC (No Idle) W/ Pre-Heat (Bergstrom Heat and Cool w/ Condensation) 4 SWITCHES Option 2 Design 632

LT/RH/LoneStar - X15/A26 - Rear Manual HVAC (No Idle) W/ Pre-Heat (Bergstrom Heat and Cool w/ Condensation) 2 SWITCHES

LT/RH/LoneStar - X15/A26 - Rear Manual HVAC (No Idle) W/ Pre-Heat (Bergstrom Heat and Cool w/ Condensation) 2 SWITCHES Design 634

LT/RH/LoneStar - X15/A26 - Rear HVAC (No Idle Heater) (Espar) Option 1

LT/RH/LoneStar - X15/A26 - Rear HVAC (No Idle Heater) (Espar) Option 1 Design 637

LT/RH/LoneStar - X15/A26 - Rear HVAC (No Idle Heater) (Espar) Option 2

LT/RH/LoneStar - X15/A26 - Rear HVAC (No Idle Heater) (Espar) Option 2 Design 638

LT/RH/LoneStar A26/X15 - No-Idle HVAC (Espar Airtronic, Berstrom AC, Front Auto Control head)

LT/RH/LoneStar A26/X15 - No-Idle HVAC (Espar Airtronic, Berstrom AC, Front Auto Control head) Design 639

LT/RH/LoneStar A26/X15 - No-Idle HVAC (Espar Airtronic, Berstrom AC, Front Manual Control head

LT/RH/LoneStar A26/X15 - No-Idle HVAC (Espar Airtronic, Berstrom AC, Front Manual Control head Design 642

LT/RH/LoneStar - X15/A26 - Rear HVAC (No Idle Heater) (Webasto Smartemp)

LT/RH/LoneStar - X15/A26 - Rear HVAC (No Idle Heater) (Webasto Smartemp) Design 645

LT/RH/LoneStar - X15/A26 - Rear HVAC (No Idle Heater) (Webasto Std N/Swift) N/ Heat Swtich

LT/RH/LoneStar - X15/A26 - Rear HVAC (No Idle Heater) (Webasto Std N/Swift) N/ Heat Swtich Design 646

LT/RH/LoneStar - X15/A26 - Rear HVAC (No Idle Heater) (Webasto Std W/Swift) N/ Heat Switch

LT/RH/LoneStar - X15/A26 - Rear HVAC (No Idle Heater) (Webasto Std W/Swift) N/ Heat Switch Design 647

LT/RH/LoneStar - X15/A26 - No Idle HVAC - TRI-PAC Prewire

LT/RH/LoneStar - X15/A26 - No Idle HVAC - TRI-PAC Prewire Design 648

LT/RH/LoneStar - X15/A26 - Rear HVAC (Sleeper W/ Deluxe)

LT/RH/LoneStar - X15/A26 - Rear HVAC (Sleeper W/ Deluxe) Design 649

LT/RH/LoneStar - X15/A26 - Rear HVAC (Sleeper W/ Premium)

LT/RH/LoneStar - X15/A26 - Rear HVAC (Sleeper W/ Premium) Design 651

LT/RH - A26 - Ambient Temperature (Mirror Sensor)

LT/RH - A26 - Ambient Temperature (Mirror Sensor) Design 653

LT/RH/LoneStar X15 - Ambient Air Temperature Option 1

LT/RH/LoneStar X15 - Ambient Air Temperature Option 1 Design 654

LT/RH/LoneStar X15 - Ambient Air Temperature Option 2

LT/RH/LoneStar X15 - Ambient Air Temperature Option 2 Design 655

LT/RH/LoneStar - X15/A26 - Auxilary Gauges (Secondary)

LT/RH/LoneStar - X15/A26 - Auxilary Gauges (Secondary) Design 656

LT/RH/LoneStar - X15/A26 - Auxiliary Gauges (Primary)

LT/RH/LoneStar - X15/A26 - Auxiliary Gauges (Primary) Design 657

LT/RH/LoneStar - X15/A26 - Brake Pressure (Auxiliary Gauge)

LT/RH/LoneStar - X15/A26 - Brake Pressure (Auxiliary Gauge) Design 658

LT/RH/LoneStar - X15/A26 - Brake Pressure (Virtual Gauge)

LT/RH/LoneStar - X15/A26 - Brake Pressure (Virtual Gauge) Design 659

LT/RH/LoneStar - X15/A26 - Compressed Air Supply (Primary and Secondary Gauge)

LT/RH/LoneStar - X15/A26 - Compressed Air Supply (Primary and Secondary Gauge) Design 660

LT/RH - A26 - DEF Economy Monitor (Cluster)

LT/RH - A26 - DEF Economy Monitor (Cluster) Design 661

LT/RH/LoneStar - X15 - DEF Economy Monitor (GEN IV Cluster w/ Cummins ENG)

LT/RH/LoneStar - X15 - DEF Economy Monitor (GEN IV Cluster w/ Cummins ENG) Design 662

LT/RH/LoneStar - X15/A26 - Engine Usage Monitoring (Base)

LT/RH/LoneStar - X15/A26 - Engine Usage Monitoring (Base) Design 663

LT/RH/LoneStar - X15/A26 - Engine Usage Monitoring (VID Option)

LT/RH/LoneStar - X15/A26 - Engine Usage Monitoring (VID Option) Design . . .664

LT/RH - X15/A26 - Engine Oil Level Monitoring (CA2.0)

LT/RH - X15/A26 - Engine Oil Level Monitoring (CA2.0) Design 665

LT/RH/LoneStar - X15/A26 - Engine Oil Pressure

LT/RH/LoneStar - X15/A26 - Engine Oil Pressure Design 666

LT/RH/LoneStar - X15/A26 - Engine Oil Temperature (NA MUX_AUX Gauge)

LT/RH/LoneStar - X15/A26 - Engine Oil Temperature (NA MUX_AUX Gauge) Design 667

LT/RH/LoneStar - X15/A26 - Engine Oil Temperature (NA-Mux)

LT/RH/LoneStar - X15/A26 - Engine Oil Temperature (NA-Mux) Design 668

LT/RH/LoneStar - X15/A26 - Engine Speed (Tachometer_J1939)

LT/RH/LoneStar - X15/A26 - Engine Speed (Tachometer_J1939) Design 669

LT/RH/LoneStar - X15/A26 - Fuel Economy Monitor

LT/RH/LoneStar - X15/A26 - Fuel Economy Monitor Design 670

LT/RH/LoneStar - X15/A26 - Intake Manifold Pressure

LT/RH/LoneStar - X15/A26 - Intake Manifold Pressure Design 671

LT/RH - X15/A26 - Intake Manifold Pressure AUX gauge

LT/RH - X15/A26 - Intake Manifold Pressure AUX gauge Design 672

LT/RH/LoneStar - X15/A26 - Odometer (Cluster)

LT/RH/LoneStar - X15/A26 - Odometer (Cluster) Design 673

LT/RH/LoneStar - X15/A26 - Trip Odometer (Cluster)

LT/RH/LoneStar - X15/A26 - Trip Odometer (Cluster) Design 674

LT/RH/LoneStar - X15/A26 - Transmission Oil Level (Low Level Warning)

LT/RH/LoneStar - X15/A26 - Transmission Oil Level (Low Level Warning) Design 675

LT/RH - A26 - Transmission Oil Temperature (Automatic Trans W/ Aux Gauge)

LT/RH - A26 - Transmission Oil Temperature (Automatic Trans W/ Aux Gauge) Design 676

LT/RH - A26 - Transmission Oil Temperature (Automatic Trans)

LT/RH - A26 - Transmission Oil Temperature (Automatic Trans) Design 677

LT/RH - A26 - Transmission Oil Temperature (Manual Trans W/ Aux Gauge)

LT/RH - A26 - Transmission Oil Temperature (Manual Trans W/ Aux Gauge) Design 678

LT/RH - A26 - Transmission Oil Temperature (Manual Trans)

LT/RH - A26 - Transmission Oil Temperature (Manual Trans) Design 679

LT/RH/LoneStar - X15 - Transmission Oil Temperature (Automatic Trans W/ Aux Gauge)

LT/RH/LoneStar - X15 - Transmission Oil Temperature (Automatic Trans W/ Aux Gauge) Design 680

LT/RH/LoneStar - X15 - Transmission Oil Temperature (Automatic Trans)

LT/RH/LoneStar - X15 - Transmission Oil Temperature (Automatic Trans) Design 681

LT/RH/LoneStar - X15 - Transmission Oil Temperature-Manual Trans-Horizon Option 1

LT/RH/LoneStar - X15 - Transmission Oil Temperature-Manual Trans-Horizon Option 1 Design 682

LT/RH/LoneStar - X15 - Transmission Oil Temperature-Manual Trans-Horizon Option 2

LT/RH/LoneStar - X15 - Transmission Oil Temperature-Manual Trans-Horizon Option 2 Design 685

LT/RH - A26 - Vehicle Speedometer System (VSS wired to VIC)

LT/RH - A26 - Vehicle Speedometer System (VSS wired to VIC) Design 688

LT/RH/LoneStar - X15 - Vehicle Speedometer System (Manual XMSN)

LT/RH/LoneStar - X15 - Vehicle Speedometer System (Manual XMSN) Design 689

LT/RH/LoneStar - X15 - Vehicle Speedometer System (W/AMT/AUTO TRANS)

LT/RH/LoneStar - X15 - Vehicle Speedometer System (W/AMT/AUTO TRANS) Design 690

LT/RH/LoneStar - X15/A26 - Voltage Monitoring (Voltmeter) Option 1

LT/RH/LoneStar - X15/A26 - Voltage Monitoring (Voltmeter) Option 1 Design . . 691

LT/RH/LoneStar - X15/A26 - Voltage Monitoring (Voltmeter) Option 2

LT/RH/LoneStar - X15/A26 - Voltage Monitoring (Voltmeter) Option 2 Design . . 692

LT/RH/LoneStar - X15/A26 - Voltage Monitoring (Voltmeter) (with Aux gauge)

LT/RH/LoneStar - X15/A26 - Voltage Monitoring (Voltmeter) (with Aux gauge) Design 693

Tire Pressure Monitoring (TPMS)(LDL Technology)

Tire Pressure Monitoring (TPMS)(LDL Technology) Design 694

LT/RH/LoneStar - X15/A26 - Engine Warning (DM1 LAMPS - MUX)

LT/RH/LoneStar - X15/A26 - Engine Warning (DM1 LAMPS - MUX) Design . . . 697

LT/RH - A26 - High Exhaust System Temperature (HEST) Monitoring

LT/RH - A26 - High Exhaust System Temperature (HEST) Monitoring Design . 698

LT/RH/LoneStar - X15 - High Exhaust System Temperature (HEST) Monitoring

LT/RH/LoneStar - X15 - High Exhaust System Temperature (HEST) Monitoring Design 699

LT/RH/LoneStar - X15/A26 - Coolant Temperature Monitoring (J1939 Comm)

LT/RH/LoneStar - X15/A26 - Coolant Temperature Monitoring (J1939 Comm) Design 700

LT/RH A26 - X15/A26 - Up Shift Indicator (CA 2.0)

LT/RH A26 - X15/A26 - Up Shift Indicator (CA 2.0) Design 701

LT/RH/LoneStar - X15/A26 - Transmission Range Inhibit (J1939 Comm)

LT/RH/LoneStar - X15/A26 - Transmission Range Inhibit (J1939 Comm) Design 702

LT/RH/LoneStar - X15/A26 - Vehicle Information Display (VID-W/BT)

LT/RH/LoneStar - X15/A26 - Vehicle Information Display (VID-W/BT) Design . . 703

LT/RH/LoneStar - X15/A26 - Vehicle Information Display (VID-W/O BT)

LT/RH/LoneStar - X15/A26 - Vehicle Information Display (VID-W/O BT) Design 704

LT/RH/LoneStar - X15/A26 - Lighting - Cabinet Lights

LT/RH/LoneStar - X15/A26 - Lighting - Cabinet Lights Design 705

LT/RH/LoneStar - X15/A26 - Courtesy Light Cab

LT/RH/LoneStar - X15/A26 - Courtesy Light Cab Design 706

LT/RH/LoneStar - X15/A26 - Cab Dome Light (Day Cab)

LT/RH/LoneStar - X15/A26 - Cab Dome Light (Day Cab) Design 707

LT/RH/LoneStar - X15/A26 - Cab Dome Light - (Sleeper Cab)

LT/RH/LoneStar - X15/A26 - Cab Dome Light - (Sleeper Cab) Design 708

LT/RH/LoneStar - X15/A26 - Lighting Sleeper Dome

LT/RH/LoneStar - X15/A26 - Lighting Sleeper Dome Design 709

LT/RH/LoneStar - X15/A26 - Floor/Search Lights DayCab

LT/RH/LoneStar - X15/A26 - Floor/Search Lights DayCab Design 710

LT/RH/LoneStar - X15/A26 - Floor/Search Lights Sleeper

LT/RH/LoneStar - X15/A26 - Floor/Search Lights Sleeper Design 711

LT/RH/LoneStar - X15/A26 - Floor/Search Lights Sleeper (1 Light)

LT/RH/LoneStar - X15/A26 - Floor/Search Lights Sleeper (1 Light) Design 712

LT/RH/LoneStar - X15/A26 - Interior Task Lights (Map) (Cab Dome / Map Combo) - DayCab

LT/RH/LoneStar - X15/A26 - Interior Task Lights (Map) (Cab Dome / Map Combo) - DayCab Design 713

LT/RH/LoneStar - X15/A26 - Interior Task Lights (Map Light-Separate map light from cab dome) - Sleeper Cab

LT/RH/LoneStar - X15/A26 - Interior Task Lights (Map Light-Separate map light from cab dome) - Sleeper Cab Design 714

LT/RH/LoneStar - X15/A26 - Luggage Compartment Lights - W/O No Idle HVAC

LT/RH/LoneStar - X15/A26 - Luggage Compartment Lights - W/O No Idle HVAC Design 715

LT/RH/LoneStar - X15/A26 - Luggage Compartment Lights - W/ No Idle HVAC

LT/RH/LoneStar - X15/A26 - Luggage Compartment Lights - W/ No Idle HVAC Design 716

LT/RH/LoneStar - X15/A26 - Panel Backlighting (Cabin Dimmer) Option 1

LT/RH/LoneStar - X15/A26 - Panel Backlighting (Cabin Dimmer) Option 1 Design 717

LT/RH/LoneStar - X15/A26 - Panel Backlighting (Cabin Dimmer) Option 2

LT/RH/LoneStar - X15/A26 - Panel Backlighting (Cabin Dimmer) Option 2 Design 718

LT/RH/LoneStar - X15/A26 - Reading Lighting - W/Lower

LT/RH/LoneStar - X15/A26 - Reading Lighting - W/Lower Design 719

LT/RH/LoneStar - X15/A26 - Reading Lighting - W/Upper& Lower

LT/RH/LoneStar - X15/A26 - Reading Lighting - W/Upper& Lower Design 720

LT/RH/LoneStar - X15/A26 - Rear Interior Dimming (Accent Light)

LT/RH/LoneStar - X15/A26 - Rear Interior Dimming (Accent Light) Design 721

LT/RH/LoneStar - X15/A26 - Rear Interior Dimming (Accent/Mood)

LT/RH/LoneStar - X15/A26 - Rear Interior Dimming (Accent/Mood) Design 722

LT/RH/LoneStar - X15/A26 - Axle Loading (Weight) Rear

LT/RH/LoneStar - X15/A26 - Axle Loading (Weight) Rear Design 723

LT/RH/LoneStar - X15/A26 - Single Axle Temperature Monitoring

LT/RH/LoneStar - X15/A26 - Single Axle Temperature Monitoring Design 725

LT/RH/LoneStar - X15/A26 - Single Axle Temperature Monitoring w/Aux Gauge

LT/RH/LoneStar - X15/A26 - Single Axle Temperature Monitoring w/Aux Gauge Design 726

LT/RH/LoneStar - X15/A26 - Tandem Axle Temperature Monitoring

LT/RH/LoneStar - X15/A26 - Tandem Axle Temperature Monitoring Design . . .727

LT/RH/LoneStar - X15/A26 - Tandem Axle Temperature Monitoring w/Aux Gauge

LT/RH/LoneStar - X15/A26 - Tandem Axle Temperature Monitoring w/Aux Gauge Design 729

LT/RH/LoneStar - X15/A26 - Tandem Axle Temperature Monitoring w/ Single SNSR and AUX Gauge

LT/RH/LoneStar - X15/A26 - Tandem Axle Temperature Monitoring w/ Single SNSR and AUX Gauge Design 731

LT/RH/LoneStar - X15/A26 - Driver Controlled Locking Differential - FR & RR Axle (DANA)

LT/RH/LoneStar - X15/A26 - Driver Controlled Locking Differential - FR & RR Axle (DANA) Design 732

LT/RH/LoneStar - X15/A26 - 2 Driver Controlled Locking Differential - FR & RR Axle (DANA)

LT/RH/LoneStar - X15/A26 - 2 Driver Controlled Locking Differential - FR & RR Axle (DANA) Design 733

LT/RH/LoneStar - X15/A26 - Driver Controlled Locking Differential - RR Axle (DANA)

LT/RH/LoneStar - X15/A26 - Driver Controlled Locking Differential - RR Axle (DANA) Design 734

LT/RH/LoneStar - X15/A26 - Driver Controlled Locking Differential - FR (MERITOR)

LT/RH/LoneStar - X15/A26 - Driver Controlled Locking Differential - FR (MERITOR) Design 736

LT/RH/LoneStar - X15/A26 - Driver Controlled Locking Differential - FR & RR Axle (MERITOR)

LT/RH/LoneStar - X15/A26 - Driver Controlled Locking Differential - FR & RR Axle (MERITOR) Design 737

LT/RH/LoneStar - X15/A26 - 2 Driver Controlled Locking Differential - FR & RR Axle (MERITOR)

LT/RH/LoneStar - X15/A26 - 2 Driver Controlled Locking Differential - FR & RR Axle (MERITOR) Design 738

LT/RH/LoneStar - X15/A26 - Driver Controlled Locking Differential - RR Axle (MERITOR)

LT/RH/LoneStar - X15/A26 - Driver Controlled Locking Differential - RR Axle (MERITOR) Design 739

LT/RH/LoneStar - X15/A26 - Height Control

LT/RH/LoneStar - X15/A26 - Height Control Design 741

LT/RH/LoneStar - X15/A26 - Power Divider Lock Control and Monitoring

LT/RH/LoneStar - X15/A26 - Power Divider Lock Control and Monitoring Design 742

LT/RH/LoneStar - X15/A26 - Seats Climate Controlled (Drivers Heated Seat)

LT/RH/LoneStar - X15/A26 - Seats Climate Controlled (Drivers Heated Seat) Design 743

LT/RH/LoneStar - X15/A26 - Seats (RollTek) Driver and Passenger (Hard Wired)

LT/RH/LoneStar - X15/A26 - Seats (RollTek) Driver and Passenger (Hard Wired) Design 744

LT/RH/LoneStar - X15/A26 - Seats (RolTek) Drivers Seat Only (Hard Wired) - Leather

LT/RH/LoneStar - X15/A26 - Seats (RolTek) Drivers Seat Only (Hard Wired) - Leather Design 745

LT/RH/LoneStar - X15/A26 - Seats (RolTek) Drivers Seat Only (Hard Wired) - Mordura

LT/RH/LoneStar - X15/A26 - Seats (RolTek) Drivers Seat Only (Hard Wired) - Mordura Design 746

LT/RH/LoneStar - X15/A26 - Seats (RolTek) Drivers Seat Only (Hard Wired) - Vinyl

LT/RH/LoneStar - X15/A26 - Seats (RolTek) Drivers Seat Only (Hard Wired) - Vinyl Design 747

LT/RH/LoneStar - X15/A26 - Seatbelt Reminder (Warning)(Driver only)

LT/RH/LoneStar - X15/A26 - Seatbelt Reminder (Warning)(Driver only) Design 748

LT/RH/LoneStar - X15/A26 - Seatbelt Reminder (Warning)(Driver & Passenger in parallel)

LT/RH/LoneStar - X15/A26 - Seatbelt Reminder (Warning)(Driver & Passenger in parallel) Design 749

LT/RH/LoneStar - X15/A26 - Auxiliary Trailer Power CAV D

LT/RH/LoneStar - X15/A26 - Auxiliary Trailer Power CAV D Design 750

LT/RH/LoneStar - X15/A26 - Auxiliary Trailer Power W/ ISO Trailer Socket

LT/RH/LoneStar - X15/A26 - Auxiliary Trailer Power W/ ISO Trailer Socket Design 752

LT/RH/LoneStar - X15/A26 - Mobile Communications Sensor Wiring Effects for Trailer TRAC

LT/RH/LoneStar - X15/A26 - Mobile Communications Sensor Wiring Effects for Trailer TRAC Design 753

LoneStar - X15 - Trailer Interface (ABS) - Center Pin Circuit

LoneStar - X15 - Trailer Interface (ABS) - Center Pin Circuit Design 755

LT/RH - X15/A26 - Trailer Interface (ABS) - Center Pin Circuit

LT/RH - X15/A26 - Trailer Interface (ABS) - Center Pin Circuit Design 759

LT/RH/LoneStar - X15/A26 - Trailer Interface (ABS) - BOC & EOF_NA

LT/RH/LoneStar - X15/A26 - Trailer Interface (ABS) - BOC & EOF_NA Design 763

LT/RH/LoneStar - X15/A26 - Trailer Interface (ABS) - BOC_NA

LT/RH/LoneStar - X15/A26 - Trailer Interface (ABS) - BOC_NA Design 767

LT/RH/LoneStar - X15/A26 - Trailer Interface (ABS) - TRAMEC_NA

LT/RH/LoneStar - X15/A26 - Trailer Interface (ABS) - TRAMEC_NA Design . . .769

LT/RH/LoneStar - X15/A26 - Trailer Interface (Lighting) – BOC NA

LT/RH/LoneStar - X15/A26 - Trailer Interface (Lighting) – BOC NA Design 770

LT/RH/LoneStar - X15/A26 - Trailer Interface (Lighting) – BOC & EOF_NA

LT/RH/LoneStar - X15/A26 - Trailer Interface (Lighting) – BOC & EOF_NA Design 772

LT/RH/LoneStar - X15/A26 - Trailer Interface (Lighting) – TRAMEC_NA

LT/RH/LoneStar - X15/A26 - Trailer Interface (Lighting) – TRAMEC_NA Design 776

LT/RH - 2021 A26 - Transmission Shifter (Eaton Endurant and Eaton Procision)

LT/RH - 2021 A26 - Transmission Shifter (Eaton Endurant and Eaton Procision) Design 777

LT/RH - 2021 A26 - Transmission Shifter (Universal Stalk Shifter - Allison 3K/4K)

LT/RH - 2021 A26 - Transmission Shifter (Universal Stalk Shifter - Allison 3K/4K) Design 778

LT/RH - 2021 A26 - Transmission Shifter (Universal Stalk Shifter, Ultrashift)

LT/RH - 2021 A26 - Transmission Shifter (Universal Stalk Shifter, Ultrashift) Design 779

LT/RH/LoneStar - X15 - Transmission Shifter (Eaton Endurant and Eaton Procision)

LT/RH/LoneStar - X15 - Transmission Shifter (Eaton Endurant and Eaton Procision) Design 780

LT/RH/LoneStar - X15 - Transmission Shifter (Universal Shifter - Ultrashift+ & FAS)

LT/RH/LoneStar - X15 - Transmission Shifter (Universal Shifter - Ultrashift+ & FAS) Design 781

LT/RH - A26 - Transmission (Endurant)

LT/RH - A26 - Transmission (Endurant) Design 782

LT/RH/LoneStar X15 - Endurant Transmission

LT/RH/LoneStar X15 - Endurant Transmission Design 783

LT/RH - A26 - Transmission (Ultrashift + FAS)

LT/RH - A26 - Transmission (Ultrashift + FAS) Design 784

LT/RH/LoneStar X15 - Ultrashift Plus

LT/RH/LoneStar X15 - Ultrashift Plus Design 785

LT/RH - A26 - Transmission (Allison 3K)

LT/RH - A26 - Transmission (Allison 3K) Design 786

LT/RH - A26 - Auto Neutral (Allison with Multiplex Switch and Confirmation Telltale)

LT/RH - A26 - Auto Neutral (Allison with Multiplex Switch and Confirmation Telltale) Design 787

LT/RH/LoneStar - X15 - Auto Neutral (J1939 Comms TC10 and Ultrashift)

LT/RH/LoneStar - X15 - Auto Neutral (J1939 Comms TC10 and Ultrashift) Design 788

LT/RH/LoneStar X15 - TC10 Series

LT/RH/LoneStar X15 - TC10 Series Design 789

LT/RH A26 - Transmission (Ultrashift+ w/Body Builder)

LT/RH A26 - Transmission (Ultrashift+ w/Body Builder) Design 790

LT/RH/LoneStar X15 - Transmission (Ultrashift+ w/Body Builder)

LT/RH/LoneStar X15 - Transmission (Ultrashift+ w/Body Builder) Design 791

LT/RH/LoneStar - X15/A26 - Hill Start Aid (Bendix)

LT/RH/LoneStar - X15/A26 - Hill Start Aid (Bendix) Design 792

LT/RH/LoneStar - X15/A26 - Hill Start Aid (Wabco)

LT/RH/LoneStar - X15/A26 - Hill Start Aid (Wabco) Design 795

LT/RH/LoneStar - X15/A26 - Transmission - MODE Selection

LT/RH/LoneStar - X15/A26 - Transmission - MODE Selection Design 796

LT/RH A26 - Transmission I/O (Endurant Pressure Sensor)

LT/RH A26 - Transmission I/O (Endurant Pressure Sensor) Design 797

LT/RH/LoneStar X15 - Transmission I/O (Endurant Pressure Sensor)

LT/RH/LoneStar X15 - Transmission I/O (Endurant Pressure Sensor) Design . . 798

LoneStar - X15 - Windshield Washer Pump

LoneStar - X15 - Windshield Washer Pump Design 799

LoneStar - X15 - Windshield Washer Pump & Low Fluid Sensor

LoneStar - X15 - Windshield Washer Pump & Low Fluid Sensor Design 800

LT/RH - X15/A26 - Windshield Washer Pump

LT/RH - X15/A26 - Windshield Washer Pump Design 801

LT/RH - X15/A26 - Windshield Washer Pump & Low Fluid Sensor

LT/RH - X15/A26 - Windshield Washer Pump & Low Fluid Sensor Design 802

LT/RH - X15/A26 - Windshield Wipers Cruise Disable W/Wipers ON

LT/RH - X15/A26 - Windshield Wipers Cruise Disable W/Wipers ON Design . . 803

LT/RH - X15/A26 - Windshield Wipers Cruise Disable & Park Brake W/Wipers ON

LT/RH - X15/A26 - Windshield Wipers Cruise Disable & Park Brake W/Wipers ON Design 804

LT/RH/LoneStar - X15/A26 - Windshield Wipers Park Brake W/Wipers ON

LT/RH/LoneStar - X15/A26 - Windshield Wipers Park Brake W/Wipers ON Design 805

LT/RH/LoneStar - X15/A26 - Windshield Wipers Standard

LT/RH/LoneStar - X15/A26 - Windshield Wipers Standard Design 806

LT/RH - A26 - Auto Start Stop with Sleeper Auto Climate Cab Temp Oil Mapping (Auto Trans)

LT/RH - A26 - Auto Start Stop with Sleeper Auto Climate Cab Temp Oil Mapping (Auto Trans) Design 807

LT/RH - A26 - Auto Start Stop and Sleeper Auto Climate Cab Temp Oil Mapping (Manual Trans)

LT/RH - A26 - Auto Start Stop and Sleeper Auto Climate Cab Temp Oil Mapping (Manual Trans) Design 808

LT/RH - A26 - Auto Start Stop Battery Oil Temp Mapping Manual Trans

LT/RH - A26 - Auto Start Stop Battery Oil Temp Mapping Manual Trans Design 809

LT/RH/LoneStar X15 - Auto Start Stop Oil Temp Sensor Auto Trans

LT/RH/LoneStar X15 - Auto Start Stop Oil Temp Sensor Auto Trans Design . . . 810

LT/RH/LoneStar X15 - Auto Start Stop with Sleeper Auto Climate / Cab Temp with Oil Temp Sensor Auto Trans

LT/RH/LoneStar X15 - Auto Start Stop with Sleeper Auto Climate / Cab Temp with Oil Temp Sensor Auto Trans Design 811

LT/RH/LoneStar X15 - Auto Start Stop Oil Temp Sensor Manual Trans

LT/RH/LoneStar X15 - Auto Start Stop Oil Temp Sensor Manual Trans Design 812

LT/RH/LoneStar X15 - Auto Start Stop with Sleeper Auto Climate / Cab Temp with Oil Temp Sensor Manual Trans

LT/RH/LoneStar X15 - Auto Start Stop with Sleeper Auto Climate / Cab Temp with Oil Temp Sensor Manual Trans Design 813

LT/RH - X15/A26 - Battery Disconnect

LT/RH - X15/A26 - Battery Disconnect Design 814

LT/RH - A26 - Charging System (Bosch LH160_LH200 Alternator)

LT/RH - A26 - Charging System (Bosch LH160_LH200 Alternator) Design 815

LT/RH - A26 - Charging System (Bosch LIL165_LIL200 Alternator W/ Remote Sense)

LT/RH - A26 - Charging System (Bosch LIL165_LIL200 Alternator W/ Remote Sense) Design 818

LT/RH/LoneStar - X15 - Bosch LH160_LH200 Alternator W/ Delco Starter

LT/RH/LoneStar - X15 - Bosch LH160_LH200 Alternator W/ Delco Starter Design 821

LT/RH/LoneStar - X15 - Bosch LH160_LH200 Alternator W/ Mitsubishi Starter

LT/RH/LoneStar - X15 - Bosch LH160_LH200 Alternator W/ Mitsubishi Starter Design 822

LT/RH/LoneStar - X15 - Bosch LIL165_LIL200 Alternator W/ Remote Sense W/ Delco Starter

LT/RH/LoneStar - X15 - Bosch LIL165_LIL200 Alternator W/ Remote Sense W/ Delco Starter Design 823

LT/RH/LoneStar - X15 - Bosch LIL165_LIL200 Alternator W/ Remote Sense W/ Mitsubishi Starter

LT/RH/LoneStar - X15 - Bosch LIL165_LIL200 Alternator W/ Remote Sense W/ Mitsubishi Starter Design 824

LT/RH - 2021 A26 - Charging System (Delco Remy 28SI Alternator W/ Remote Sense)

LT/RH - 2021 A26 - Charging System (Delco Remy 28SI Alternator W/ Remote Sense) Design 825

LT/RH - 2021 A26 - Charging System (Delco Remy 36SI Alternator W/ Remote Sense)

LT/RH - 2021 A26 - Charging System (Delco Remy 36SI Alternator W/ Remote Sense) Design 828

LT/RH - 2021 A26 - Charging System (Delco Remy 40SI/38SI Alternator W/ Remote Sense)

LT/RH - 2021 A26 - Charging System (Delco Remy 40SI/38SI Alternator W/ Remote Sense) Design 831

LT/RH/LoneStar - X15 - Delco Remy 28SI Alternator W/ Remote Sense W/ Delco Starter

LT/RH/LoneStar - X15 - Delco Remy 28SI Alternator W/ Remote Sense W/ Delco Starter Design 834

LT/RH/LoneStar - X15 - Delco Remy 28SI Alternator W/ Remote Sense W/ Mitsubishi Starter

LT/RH/LoneStar - X15 - Delco Remy 28SI Alternator W/ Remote Sense W/ Mitsubishi Starter Design 836

LT/RH/LoneStar - X15 - Delco Remy 36SI Alternator W/ Remote Sense W/ Mitsubishi Starter

LT/RH/LoneStar - X15 - Delco Remy 36SI Alternator W/ Remote Sense W/ Mitsubishi Starter Design 838

LT/RH/LoneStar - X15 - Delco Remy 36SI Alternator W/ Remtoe Sense W/ Delco Starter

LT/RH/LoneStar - X15 - Delco Remy 36SI Alternator W/ Remtoe Sense W/ Delco Starter Design 839

LT/RH/LoneStar - X15 - Delco Remy 40SI Alternator W/ Remote Sense W/ Delco Starter

LT/RH/LoneStar - X15 - Delco Remy 40SI Alternator W/ Remote Sense W/ Delco Starter Design 840

LT/RH/LoneStar - X15 - Delco Remy 40SI Alternator W/ Remote Sense W/ Mitsubishi Starter

LT/RH/LoneStar - X15 - Delco Remy 40SI Alternator W/ Remote Sense W/ Mitsubishi Starter Design 842

LT/RH - 2021 A26 - Charging System (Leece-Neville AVI160-160A/210A/240A N/ Remote Sense)

LT/RH - 2021 A26 - Charging System (Leece-Neville AVI160-160A/210A/240A N/ Remote Sense) Design 844

LT/RH - 2021 A26 - Charging System (Leece-Neville AVI160-190A/210A/240A Alternator W/ Remote Sense)

LT/RH - 2021 A26 - Charging System (Leece-Neville AVI160-190A/210A/240A Alternator W/ Remote Sense) Design 847

LT/RH - 2021 A26 - Charging System (Leece-Neville 14931PAH_14923PAH Alternator)

LT/RH - 2021 A26 - Charging System (Leece-Neville 14931PAH_14923PAH Alternator) Design 850

LT/RH - 2021 A26 - Charging System (Leece-Neville - LN 325A Alternator W/ Remote Sense)

LT/RH - 2021 A26 - Charging System (Leece-Neville - LN 325A Alternator W/ Remote Sense) Design 853

LT/RH/LoneStar - X15 - Leece-Neville AVI160 Alternator W/ Delco Starter

LT/RH/LoneStar - X15 - Leece-Neville AVI160 Alternator W/ Delco Starter Design 856

LT/RH/LoneStar - X15 - Leece-Neville AVI160 Alternator W/ Mitsubishi Starter

LT/RH/LoneStar - X15 - Leece-Neville AVI160 Alternator W/ Mitsubishi Starter Design 857

LT/RH/LoneStar - X15 - Leece-Neville AVI160-210A/240A Alternator W/ Remote Sense W/ Delco Starter

LT/RH/LoneStar - X15 - Leece-Neville AVI160-210A/240A Alternator W/ Remote Sense W/ Delco Starter Design 858

LT/RH/LoneStar - X15 - Leece-Neville AVI160-210A/240A Alternator W/ Remote Sense W/ Mitsubishi Starter

LT/RH/LoneStar - X15 - Leece-Neville AVI160-210A/240A Alternator W/ Remote Sense W/ Mitsubishi Starter Design 859

LT/RH/LoneStar - X15 - Leece-Neville 320PAH Alternator W/ Delco Starter

LT/RH/LoneStar - X15 - Leece-Neville 320PAH Alternator W/ Delco Starter Design 860

LT/RH/LoneStar - X15 - Leece-Neville 320PAH Alternator W/ Mitsubishi Starter

LT/RH/LoneStar - X15 - Leece-Neville 320PAH Alternator W/ Mitsubishi Starter Design 861

LT/RH/LoneStar - X15 - Leece-Neville - LN 325A Alternator W/ Remote Sense W/ Delco Starter

LT/RH/LoneStar - X15 - Leece-Neville - LN 325A Alternator W/ Remote Sense W/ Delco Starter Design 862

LT/RH/LoneStar - X15 - Leece-Neville - LN 325A Alternator W/ Remote Sense W/ Mitsubishi Starter

LT/RH/LoneStar - X15 - Leece-Neville - LN 325A Alternator W/ Remote Sense W/ Mitsubishi Starter Design 863

LT/RH/LoneStar - X15/A26 - Cranking Request (BCM Controlled)

LT/RH/LoneStar - X15/A26 - Cranking Request (BCM Controlled) Design 864

LT/RH/LoneStar - X15/A26 - Engine Speed Inhibit Only

LT/RH/LoneStar - X15/A26 - Engine Speed Inhibit Only Design 865

LT/RH - A26 - Cranking (Starter) (BCM Controlled & N/ Wired Thermal Overcrank)

LT/RH - A26 - Cranking (Starter) (BCM Controlled & N/ Wired Thermal Overcrank) Design 866

LT/RH - A26 - Cranking (Starter) (BCM Controlled & N/ Wired Thermal Over-Crank)

LT/RH - A26 - Cranking (Starter) (BCM Controlled & N/ Wired Thermal Over-Crank) Design 867

LT/RH/LoneStar - X15 - Cranking (Starter) GEN4 BODY CONTROL MODULE W/O Thermal Overcrank Wiring

LT/RH/LoneStar - X15 - Cranking (Starter) GEN4 BODY CONTROL MODULE W/O Thermal Overcrank Wiring Design 868

LT/RH - A26 - Cranking (Starter) (BCM Controlled & W/ Wired Thermal Overcrank)

LT/RH - A26 - Cranking (Starter) (BCM Controlled & W/ Wired Thermal Overcrank) Design 869

LT/RH - A26 - Cranking (Starter) (BCM Controlled & W/ Wired Thermal Over-crank)

LT/RH - A26 - Cranking (Starter) (BCM Controlled & W/ Wired Thermal Over-crank) Design 870

LT/RH/LoneStar - X15 - Cranking (Starter) GEN4 BODY CONTROL MODULE W/ Thermal Overcrank - External Switch

LT/RH/LoneStar - X15 - Cranking (Starter) GEN4 BODY CONTROL MODULE W/ Thermal Overcrank - External Switch Design 871

LT/RH/LoneStar - X15/A26 - DC/AC Inverter

LT/RH/LoneStar - X15/A26 - DC/AC Inverter Design 872

LT/RH/LoneStar - X15/A26 - DC/AC Inverter (1200W W/switch control)

LT/RH/LoneStar - X15/A26 - DC/AC Inverter (1200W W/switch control) Design 873

LT/RH/LoneStar - X15/A26 - DC/AC Inverter (1800W)

LT/RH/LoneStar - X15/A26 - DC/AC Inverter (1800W) Design 874

LT/RH/LoneStar - X15/A26 - Electrical Load Control(Load Shed)

LT/RH/LoneStar - X15/A26 - Electrical Load Control(Load Shed) Design 875

LT/RH/LoneStar - X15/A26 - JUMP START STUD (DUAL)

LT/RH/LoneStar - X15/A26 - JUMP START STUD (DUAL) Design 876

LT/RH/LoneStar - X15/A26 - JUMP START STUD (SINGLE)

LT/RH/LoneStar - X15/A26 - JUMP START STUD (SINGLE) Design 877

LT/RH/LoneStar - X15/A26 - Key Switch (Operator Input)

LT/RH/LoneStar - X15/A26 - Key Switch (Operator Input) Design 878

LT/RH - A26/X15 - Maxwell 12V Ultracapacitor Engine Start Module (ESM)

LT/RH - A26/X15 - Maxwell 12V Ultracapacitor Engine Start Module (ESM) Design 879

LT/RH/LoneStar - X15/A26 - Clutch Monitoring (High and Low Switch to BCM)

LT/RH/LoneStar - X15/A26 - Clutch Monitoring (High and Low Switch to BCM) Design 880

LoneStar - X15 - Crank Inhibit with Hood Switch - with New BODY CONTROL MODULE Pin

LoneStar - X15 - Crank Inhibit with Hood Switch - with New BODY CONTROL MODULE Pin Design 881

LoneStar - X15 - Hood Switch

LoneStar - X15 - Hood Switch Design 883

LT/RH - X15/A26 - Hood Switch

LT/RH - X15/A26 - Hood Switch Design 884

LT/RH - X15/A26 - with Hood Switch - with New BODY CONTROL MODULE Pin

LT/RH - X15/A26 - with Hood Switch - with New BODY CONTROL MODULE Pin Design 885

LT/RH - A26 - Starter Interlocks (BCM controlled with input from Allison TCM

LT/RH - A26 - Starter Interlocks (BCM controlled with input from Allison TCM Design 886

LT/RH - A26 - Starter Interlocks (Service Brake Interlock)

LT/RH - A26 - Starter Interlocks (Service Brake Interlock) Design 887

LT/RH - A26 - Starter Interlock (BCM HSD Controlled w/ Relay & N/ Neutral Switch)

LT/RH - A26 - Starter Interlock (BCM HSD Controlled w/ Relay & N/ Neutral Switch) Design 888

LT/RH - A26 - Starter Interlock (BCM HSD Controlled W/ Relay & W/ Neutral Switch)

LT/RH - A26 - Starter Interlock (BCM HSD Controlled W/ Relay & W/ Neutral Switch) Design 889

LT/RH - A26 - Starter Interlock (BCM HSD CTRL W/ Clutch Switch W/ Neutral Switch)

LT/RH - A26 - Starter Interlock (BCM HSD CTRL W/ Clutch Switch W/ Neutral Switch) Design 890

LT/RH/LoneStar - X15 - Starter Interlocks ISX TC10

LT/RH/LoneStar - X15 - Starter Interlocks ISX TC10 Design 891

LT/RH/LoneStar - X15 - Starter Interlocks (Service Brake Interlock)

LT/RH/LoneStar - X15 - Starter Interlocks (Service Brake Interlock) Design . . . 892

LT/RH/LoneStar - X15 - Starter Interlock (BCM HSD controlled W/ Clutch Switch N/ Auto Start Stop)

LT/RH/LoneStar - X15 - Starter Interlock (BCM HSD controlled W/ Clutch Switch N/ Auto Start Stop) Design 893

LT/RH/LoneStar - X15 - Starter Interlock (BCM HSD controlled W/ Clutch Switch W/ Auto Start Stop)

LT/RH/LoneStar - X15 - Starter Interlock (BCM HSD controlled W/ Clutch Switch W/ Auto Start Stop) Design 894

LT/RH/LoneStar - X15 - Starter Interlock (BCM LSD Controlled w/ Relay)_EATON XMSN

LT/RH/LoneStar - X15 - Starter Interlock (BCM LSD Controlled w/ Relay)_EATON XMSN Design 895

LT/RH A26 - Battery International (3) 12V

LT/RH A26 - Battery International (3) 12V Design 896

LT/RH/LoneStar X15 - Battery International (3) 12V

LT/RH/LoneStar X15 - Battery International (3) 12V Design 897

LT/RH A26 - Battery International (4) 12V

LT/RH A26 - Battery International (4) 12V Design 898

LT/RH/LoneStar X15 - Battery International (4) 12V

LT/RH/LoneStar X15 - Battery International (4) 12V Design 899

LT/RH - A26 - Battery International (8) 12V

LT/RH - A26 - Battery International (8) 12V Design 900

LT/RH/LoneStar X15 - Battery International (8) 12V

LT/RH/LoneStar X15 - Battery International (8) 12V Design 901

LT/RH/LoneStar - X15/A26 - 9 Pin Diagnostic Connector (Green)

LT/RH/LoneStar - X15/A26 - 9 Pin Diagnostic Connector (Green) Design 902

LT/RH/LoneStar - X15/A26 - 9 Pin Diagnostic Connector (Green)(Export)

LT/RH/LoneStar - X15/A26 - 9 Pin Diagnostic Connector (Green)(Export) Design 903

Connectors 904

Part Assembly List

Connector Assembly List 3075

Index 3191

Connector J1-1603

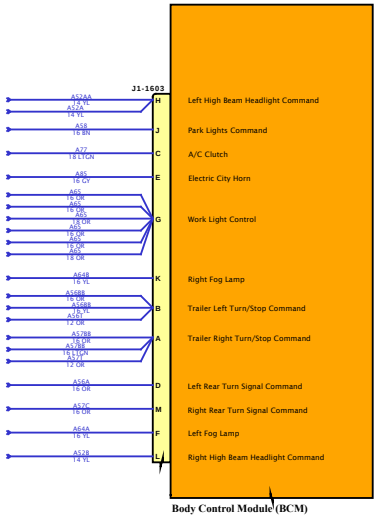

DESIGN DESCRIPTION

FEATURE CODES

SOFTWARE FEATURE CODES

Connector J2-1604

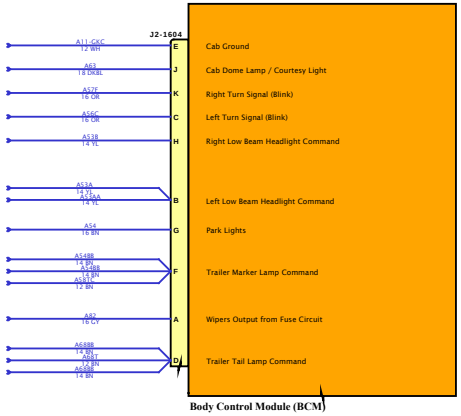

DESIGN DESCRIPTION

FEATURE CODES

SOFTWARE FEATURE CODES

For Data Links see EES-SE-L-0002

Connector J3-1600

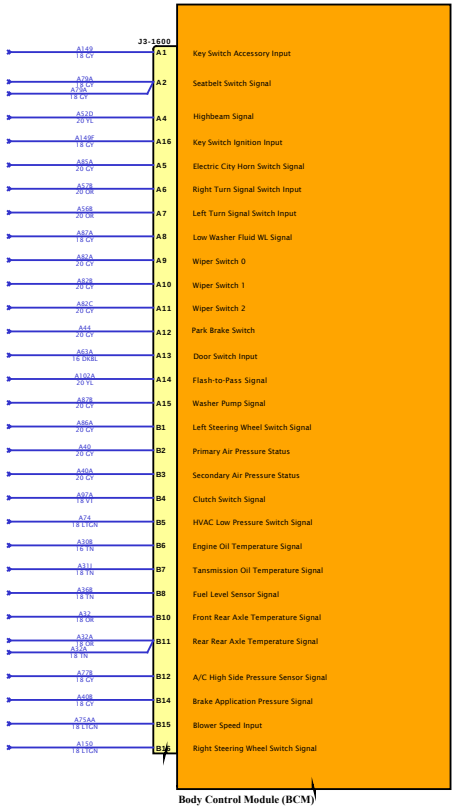

DESIGN DESCRIPTION

FEATURE CODES

SOFTWARE FEATURE CODES

Connector J4-1601

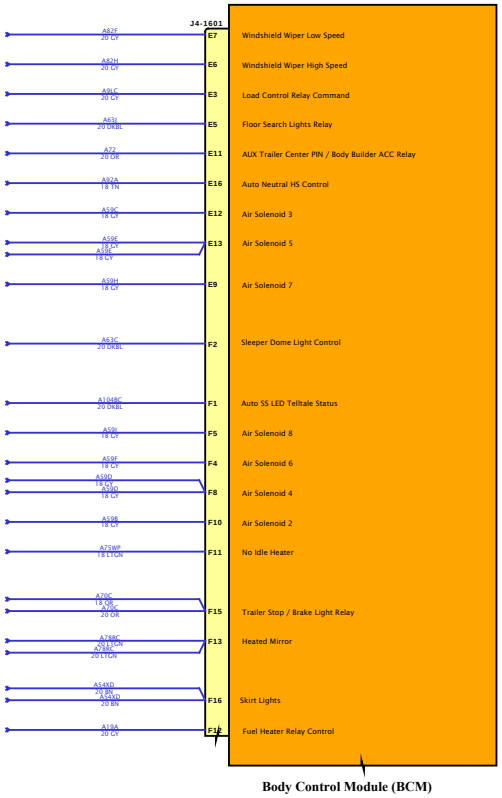

DESIGN DESCRIPTION

FEATURE CODES

SOFTWARE FEATURE CODES

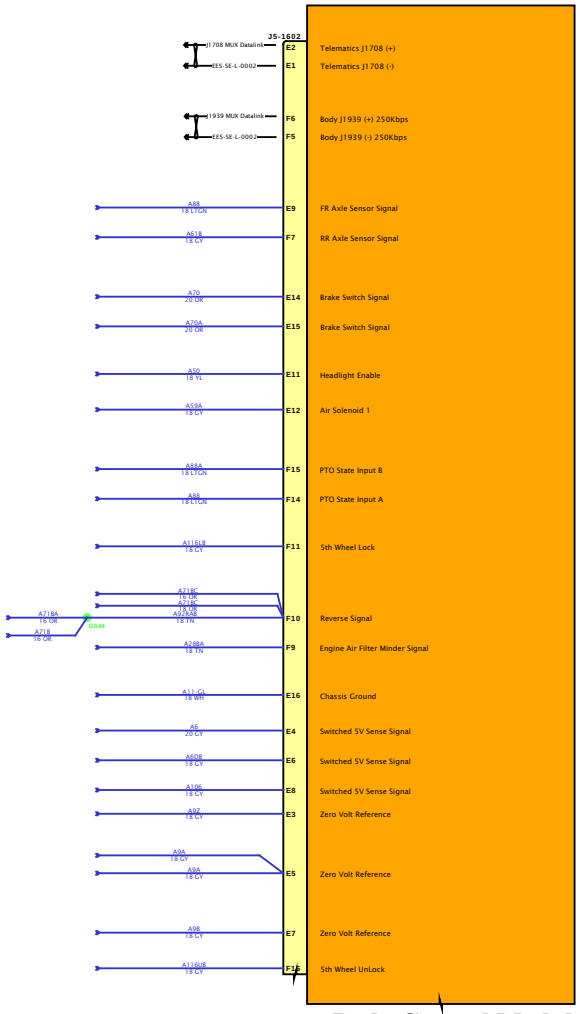

Body Control Module (BCM)

DESIGN DESCRIPTION

FEATURE CODES

SOFTWARE FEATURE CODES

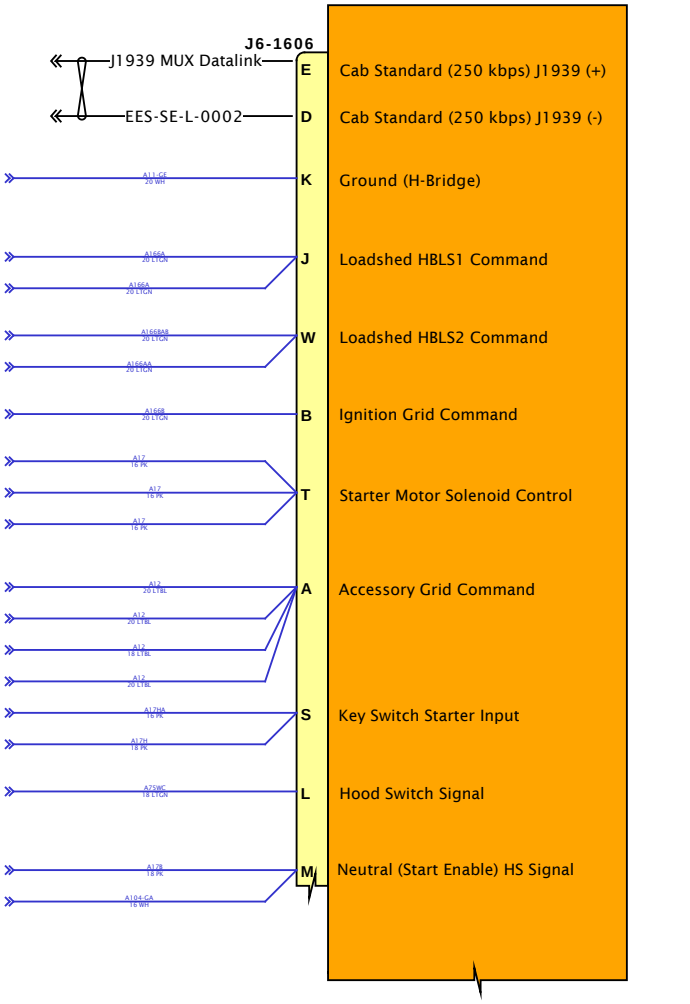

DESIGN DESCRIPTION

FEATURE CODES

SOFTWARE FEATURE CODES



DESIGN DESCRIPTION

FEATURE CODES

SOFTWARE FEATURE CODES

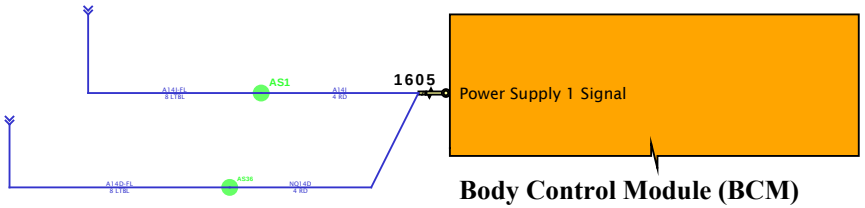

DESIGN DESCRIPTION

FEATURE CODES

SOFTWARE FEATURE CODES

DESIGN DESCRIPTION

FEATURE CODES

SOFTWARE FEATURE CODES

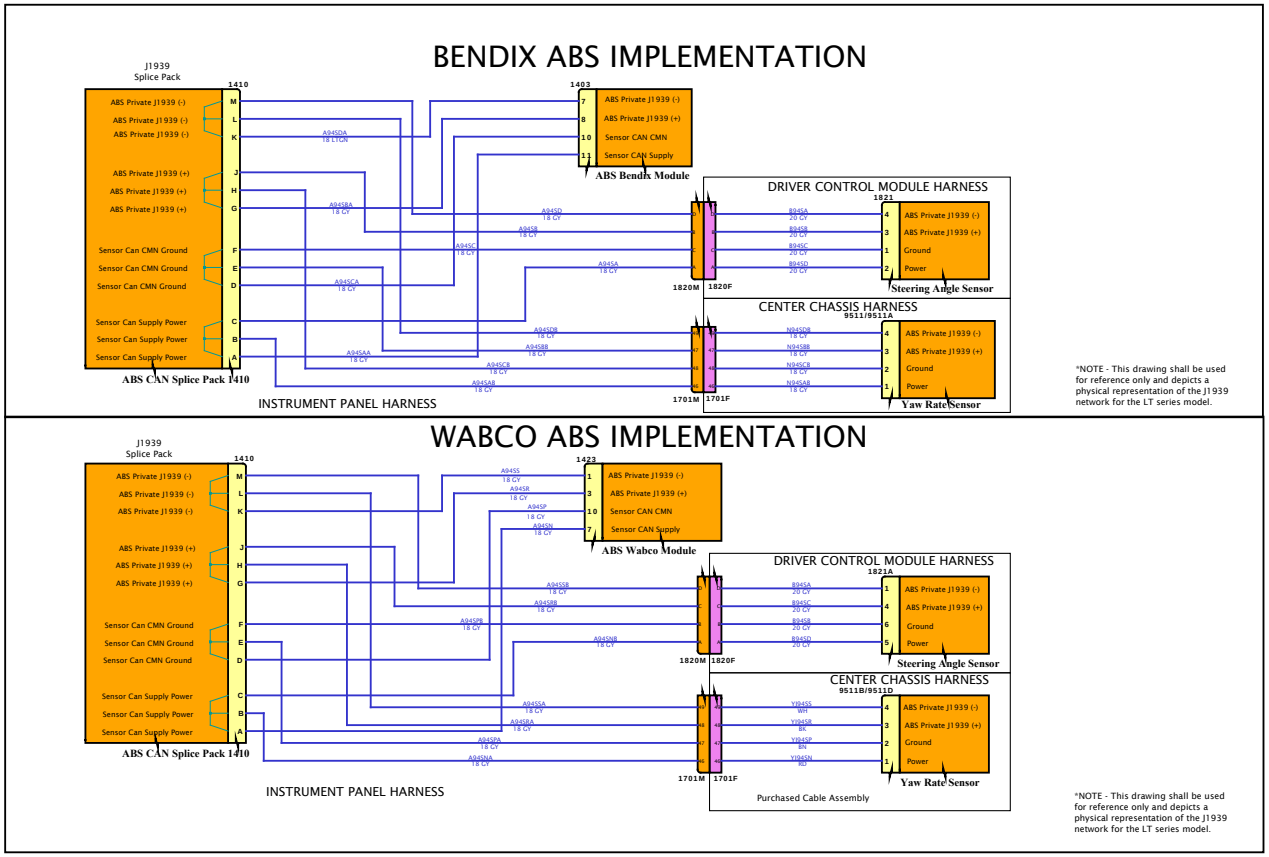

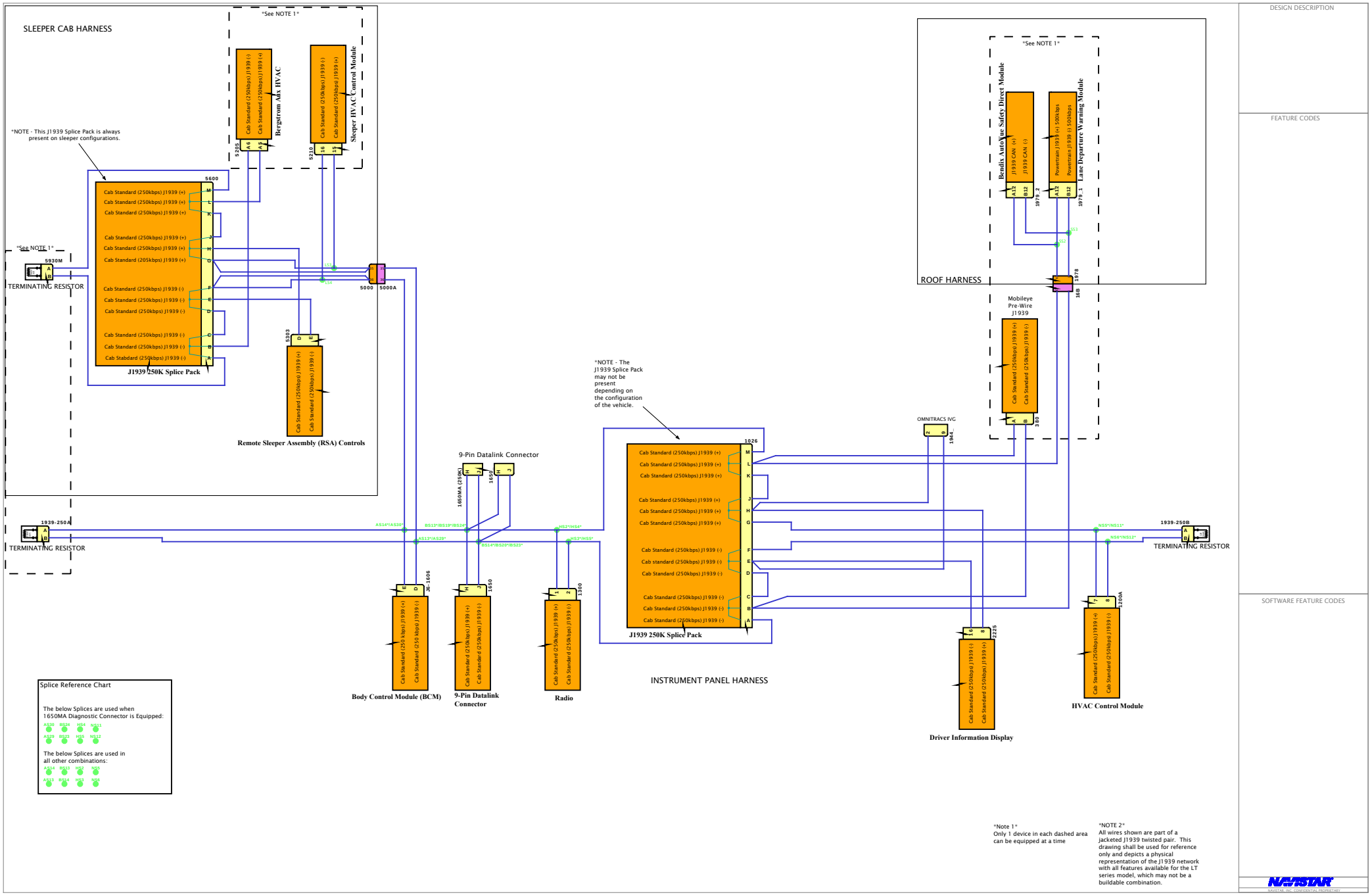
SLEEPER CAB HARNESS
See NOTE 1
Bergstrom Adv. HVAC
Sleeper HVAC Control Module
*NOTE - This J1939 Splice Pack is always present on sleeper configurations.
See NOTE 1
TERMINATING RESISTOR
J1939 250K Splice Pack
Remote Sleeper Assembly (RSA) Controls
*NOTE - The J1939 Splice Pack may not be present depending on the configuration of the vehicle.
9-Pin Datalink Connector
TERMINATING RESISTOR
Body Control Module (BCM)
9-Pin Datalink Connector
Radio
J1939 250K Splice Pack
INSTRUMENT PANEL HARNESS
ROOF HARNESS
Bendix AutoVue Safety Direct Module
Lane Departure Warning Module
Mobileye Pre-Wire J1939
OMNITRACS IVG
TERMINATING RESISTOR
HVAC Control Module
Driver Information Display
Splice Reference Chart
The below Splices are used when 1650MA Diagnostic Connector is Equipped:
The below Splices are used in all other combinations:
Note 1
Only 1 device in each dashed area can be equipped at a time
NOTE 2
All wires shown are part of a jacketed J1939 twisted pair. This drawing shall be used for reference only and depicts a physical representation of the J1939 network with all features available for the LT series model, which may not be a buildable combination.
DESIGN DESCRIPTION
FEATURE CODES
SOFTWARE FEATURE CODES

DESIGN DESCRIPTION

FEATURE CODES

SOFTWARE FEATURE CODES

A26 ENGINE IMPLEMENTATION



*NOTE - All wires shown are part of a jacketed J1939 twisted pair. This drawing shall be used for reference only and depicts a physical representation of the J1939 network with all features available for the LT series model, which may not be a buildable combination.

DESIGN DESCRIPTION

FEATURE CODES

SOFTWARE FEATURE CODES

A26 ENGINE IMPLEMENTATION

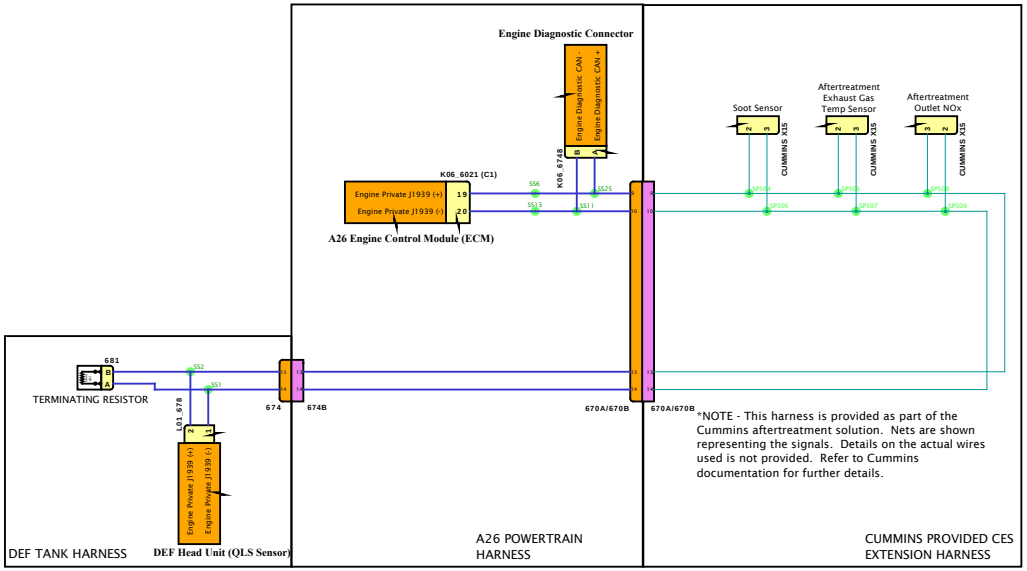

*NOTE - All wires shown are part of a jacketed J1939 twisted pair. This drawing shall be used for reference only and depicts a physical representation of the J1939 network with all features available for the LT series model, which may not be a buildable combination.

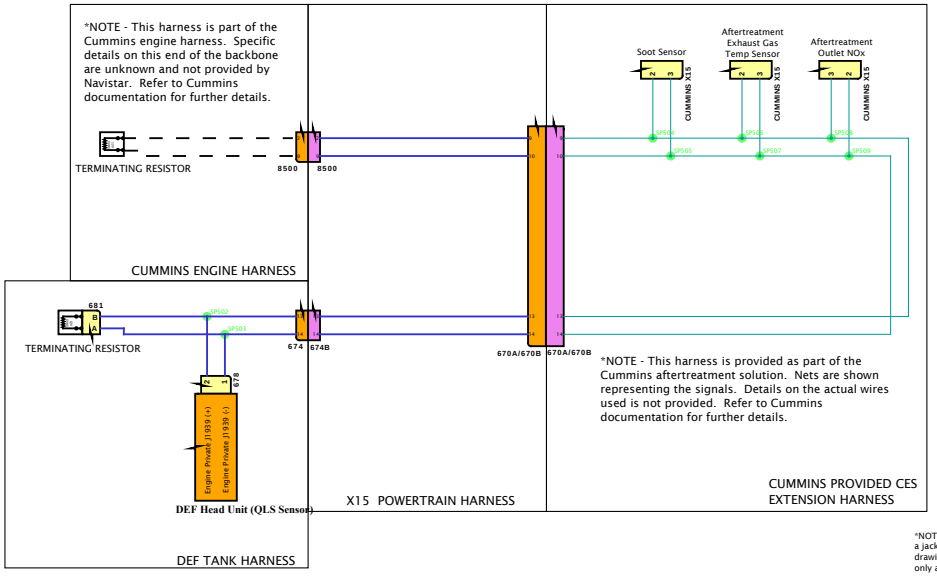

*NOTE - All wires shown are part of a jacketed J1939 twisted pair. This drawing shall be used for reference only and depicts a physical representation of the J1939 network with all features available for the LT series model, which may not be a buildable combination.

DESIGN DESCRIPTION

FEATURE CODES

SOFTWARE FEATURE CODES

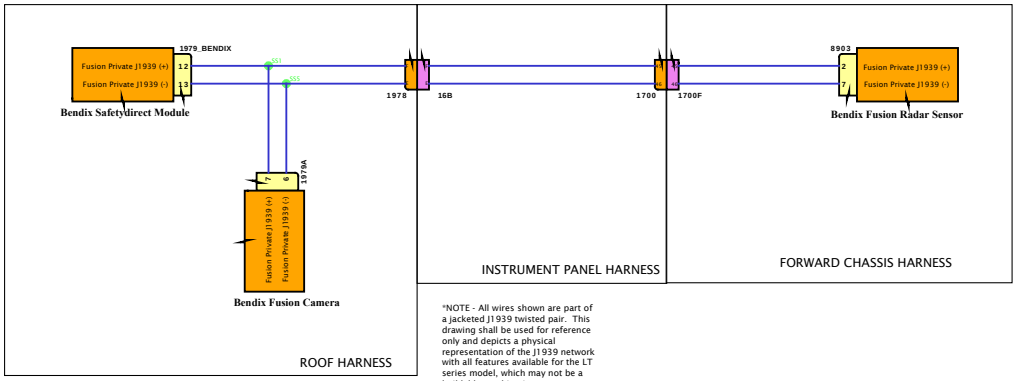

*NOTE - All wires shown are part of a jacketed J1939 twisted pair. This drawing shall be used for reference only and depicts a physical representation of the J1939 network with all features available for the LT series model, which may not be a buildable combination.

DESIGN DESCRIPTION

FEATURE CODES

SOFTWARE FEATURE CODES

Low Speed J1939 (125Kbps)

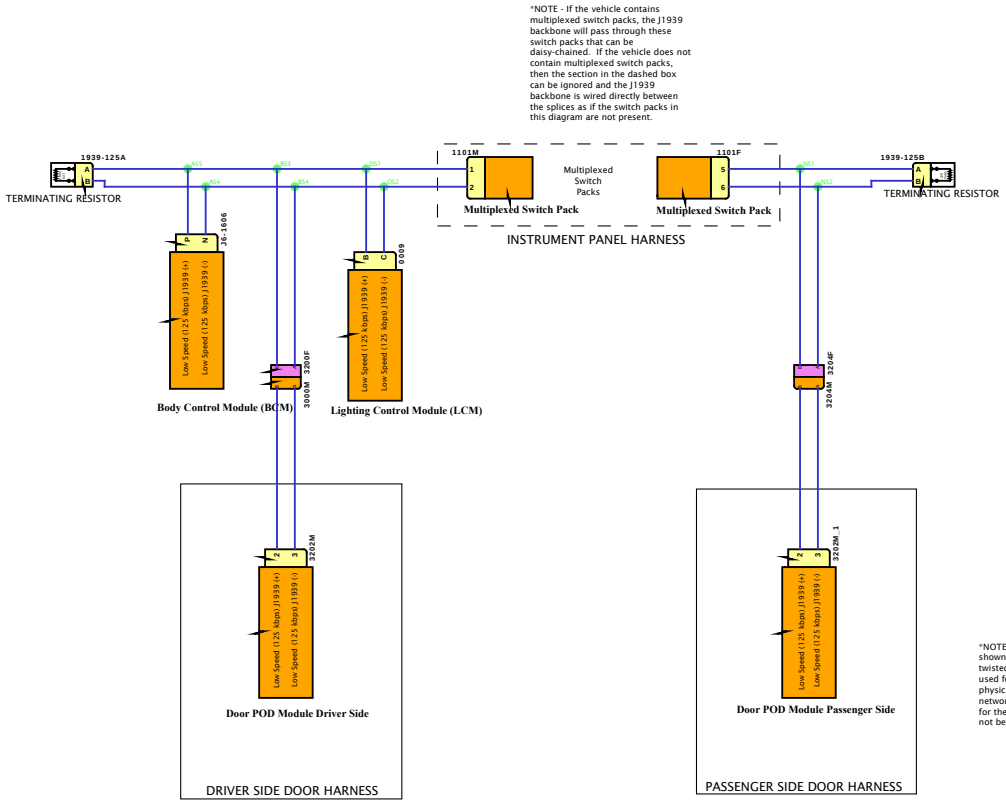

DESIGN DESCRIPTION

FEATURE CODES

SOFTWARE FEATURE CODES

DESIGN DESCRIPTION

FEATURE CODES

SOFTWARE FEATURE CODES

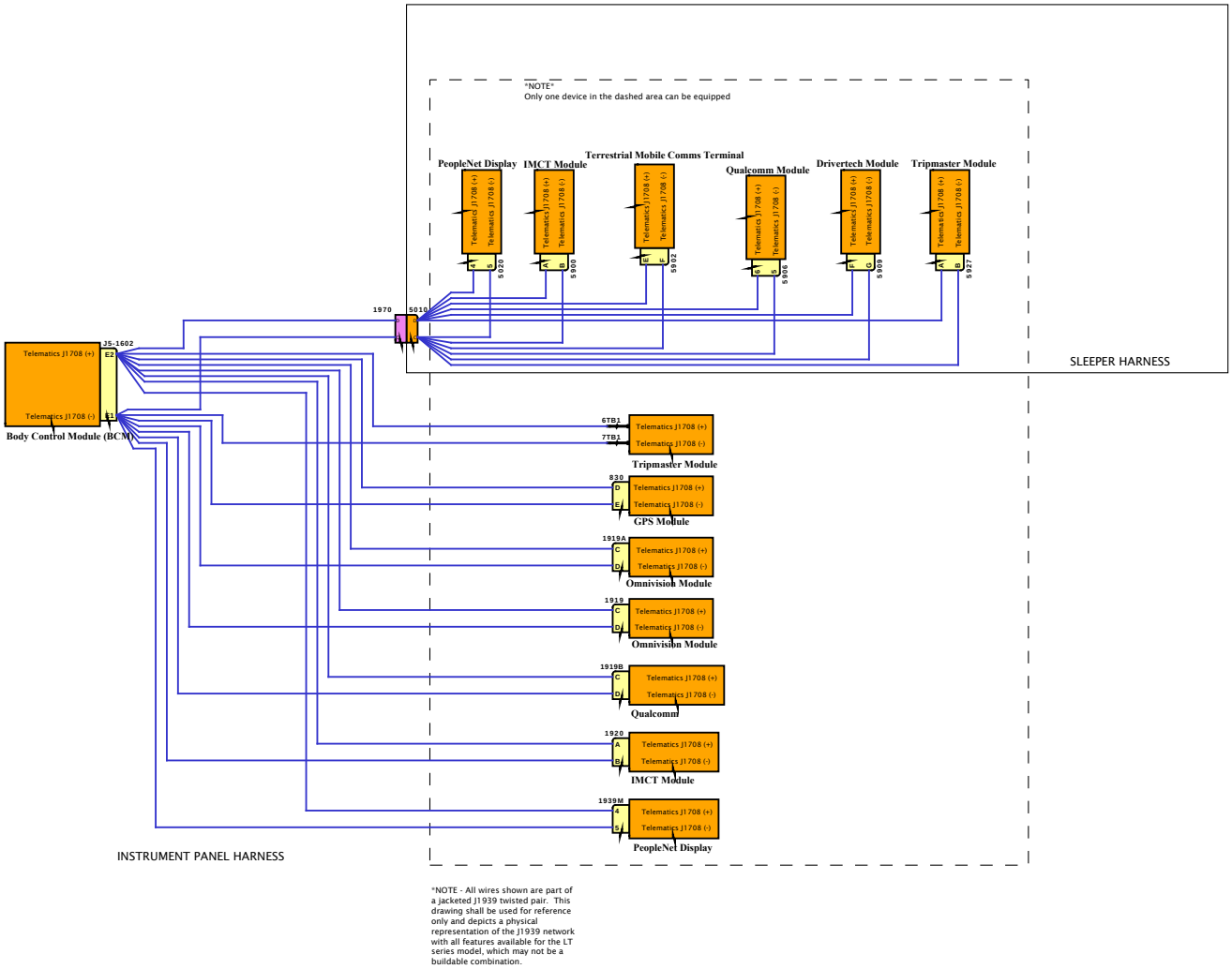

Body J1939 (250Kbps)

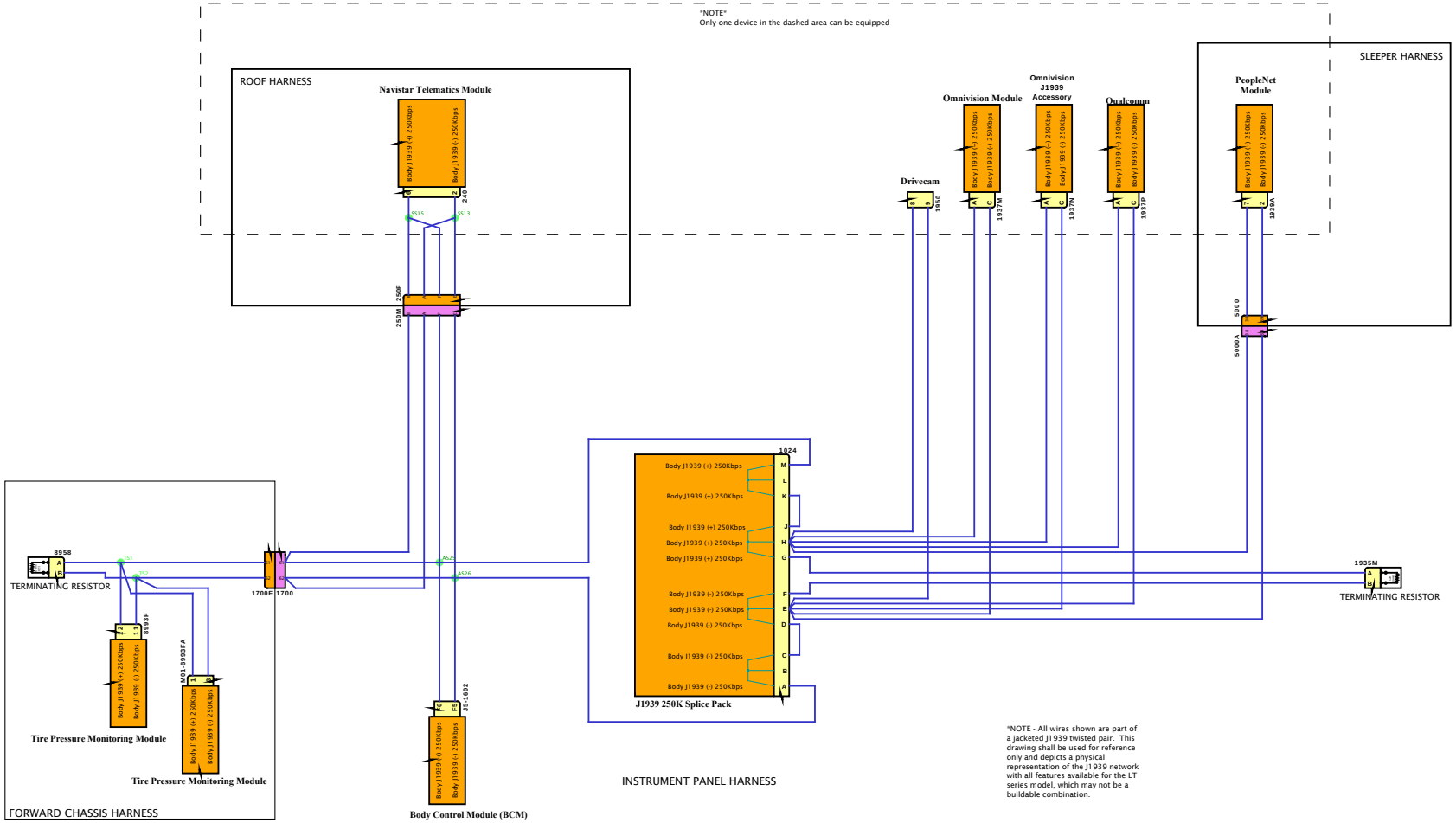

DESIGN DESCRIPTION

FEATURE CODES

SOFTWARE FEATURE CODES

Body J1939 (250Kbps)

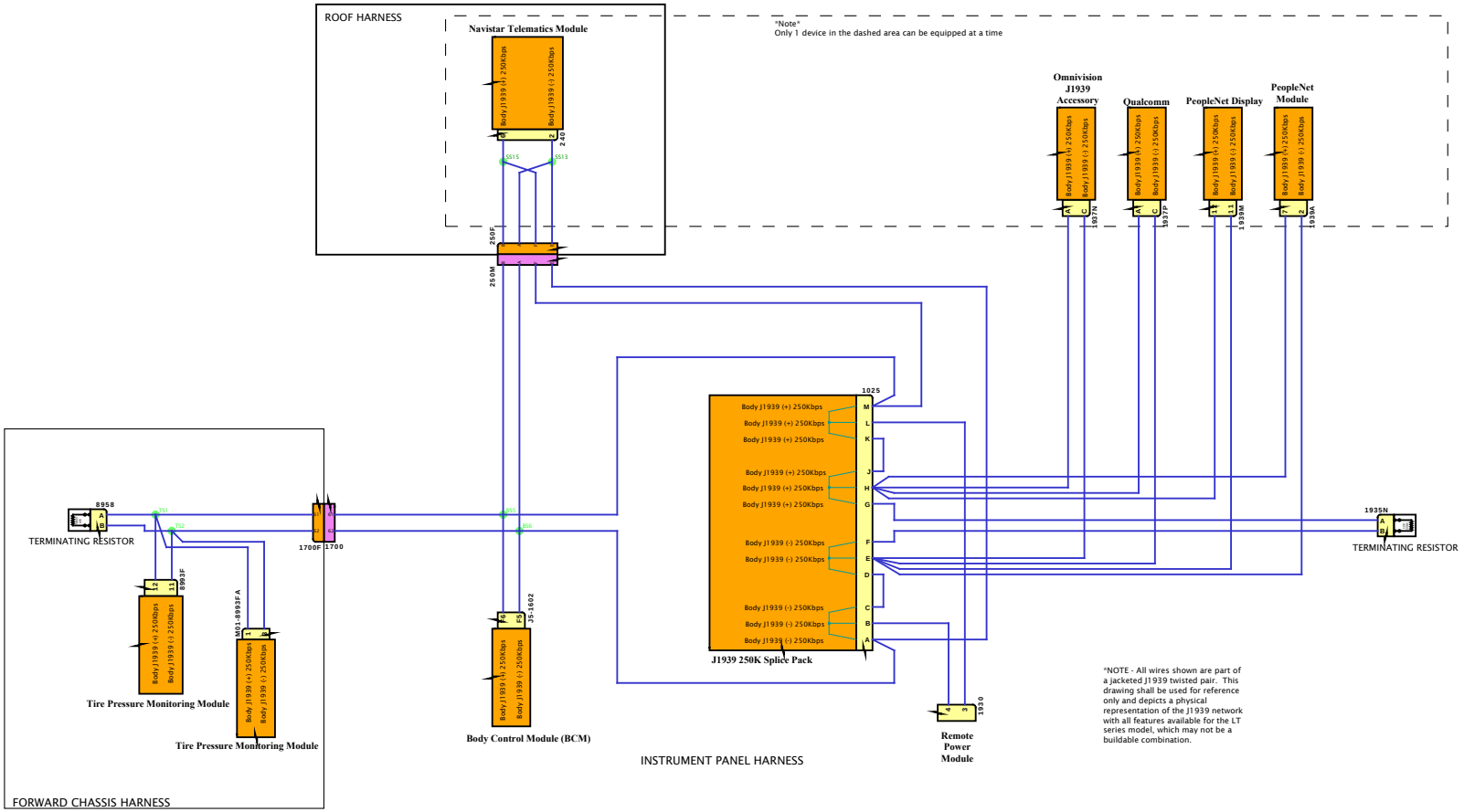

DESIGN DESCRIPTION

FEATURE CODES

SOFTWARE FEATURE CODES

Body J1939 (250Kbps)

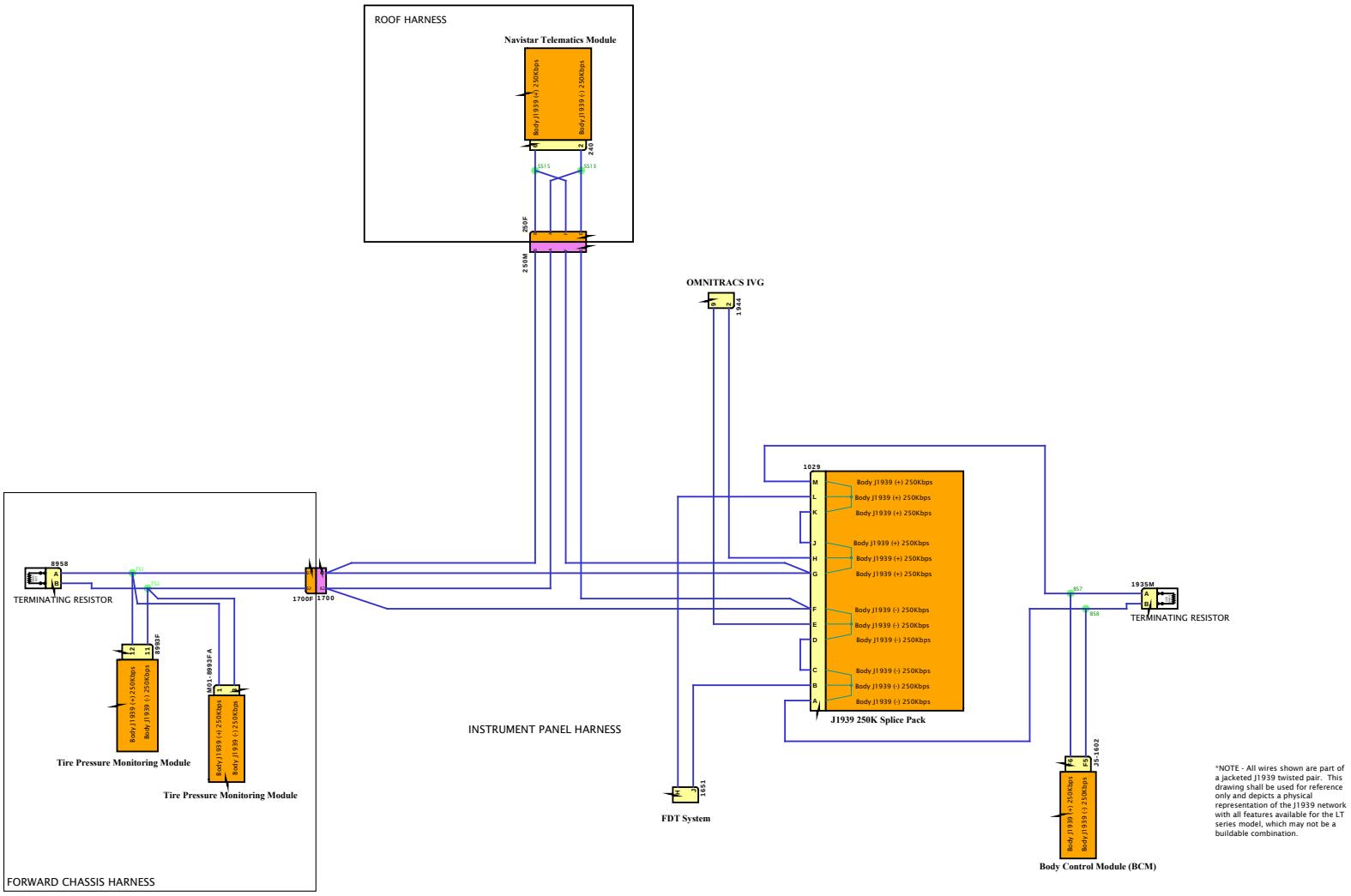

DESIGN DESCRIPTION

FEATURE CODES

SOFTWARE FEATURE CODES

Body J1939 (250Kbps)

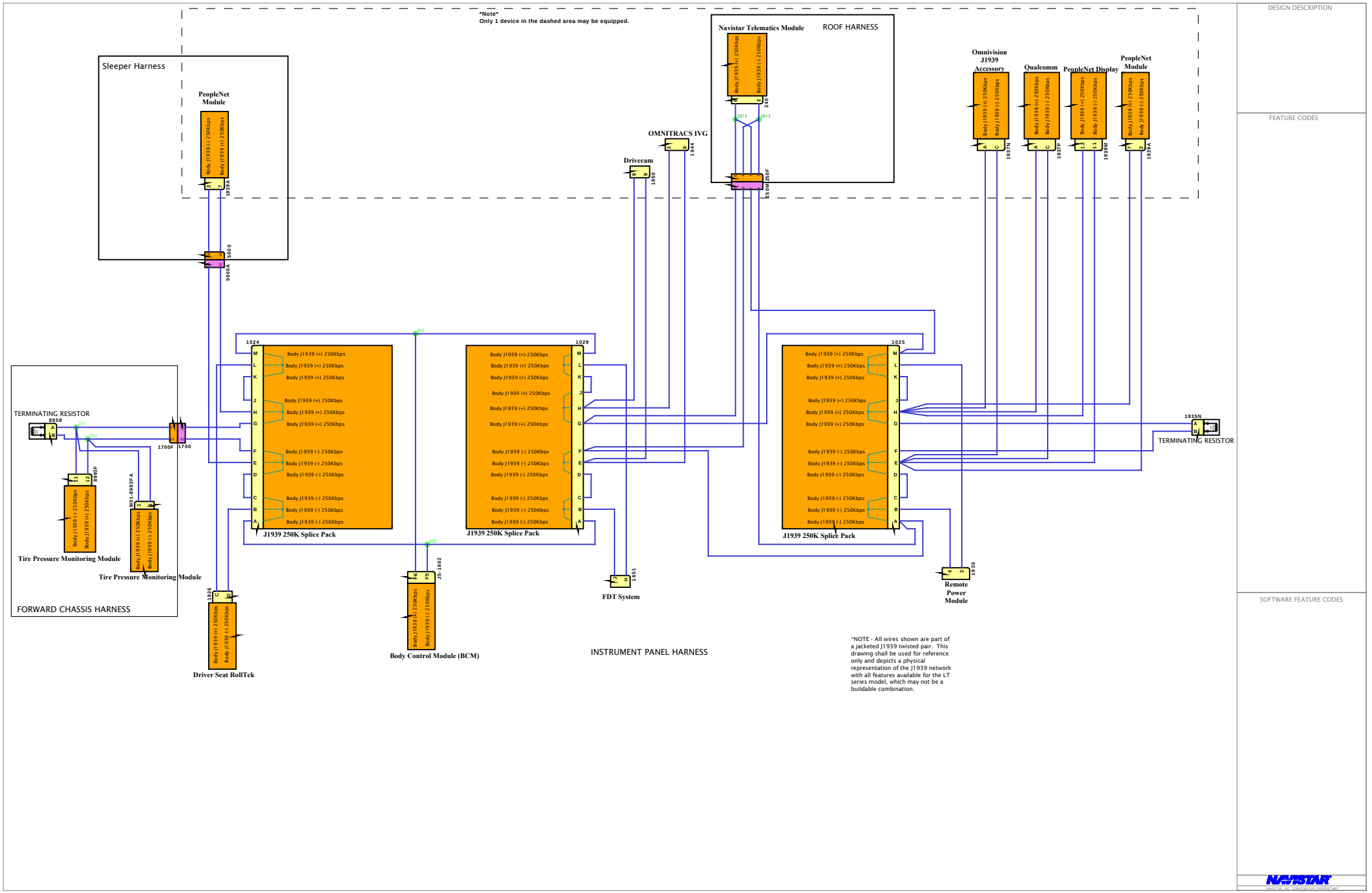

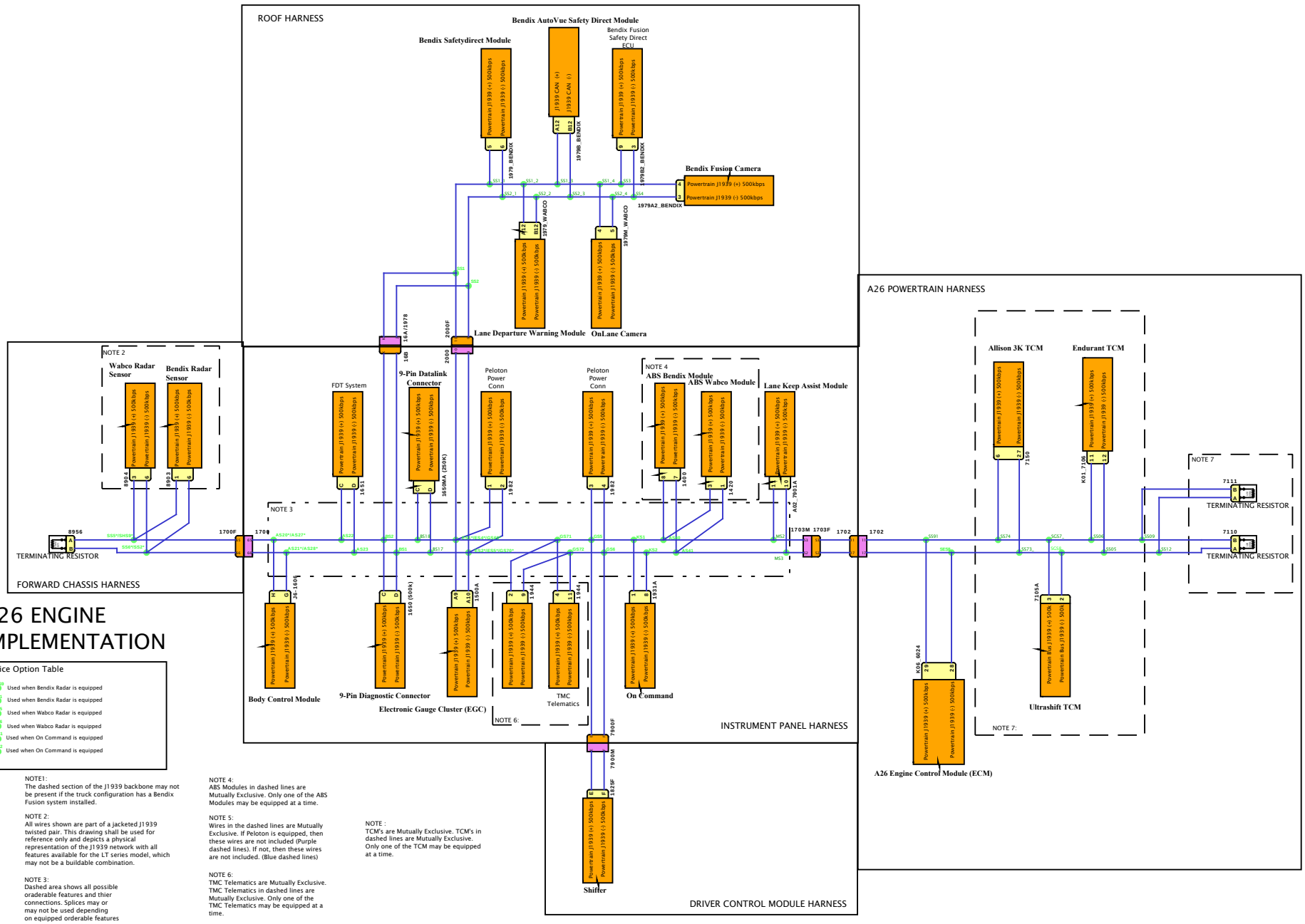
ROOF HARNESS
Bendix AutoVue Safety Direct Module
Bendix Safetydirect Module
Bendix Fusion Safety Direct ECU
Bendix Fusion Camera
Lane Departure Warning Module
OnLane Camera
A26 POWERTRAIN HARNESS
Allison 3K TCM
Endurant TCM
NOTE 2
Wabco Radar Sensor
Bendix Radar Sensor
FDT System
9-Pin Datalink Connector
Peloton Power Conn
Peloton Power Conn
NOTE 4
ABS Bendix Module
ABS Wabco Module
Lane Keep Assist Module
NOTE 7
TERMINATING RESISTOR
TERMINATING RESISTOR
TERMINATING RESISTOR
NOTE 3
FORWARD CHASSIS HARNESS
Body Control Module
9-Pin Diagnostic Connector
Electronic Gauge Cluster (EGC)
TMC Telematics
On Command
NOTE 6:
INSTRUMENT PANEL HARNESS
Ultrashift TCM
NOTE 7:
A26 Engine Control Module (ECM)
Shifter
DRIVER CONTROL MODULE HARNESS
A26 ENGINE IMPLEMENTATION
Splice Option Table
Used when Bendix Radar is equipped
Used when Bendix Radar is equipped
Used when Wabco Radar is equipped
Used when Wabco Radar is equipped
Used when On Command is equipped
Used when On Command is equipped
NOTE1:
The dashed section of the J1939 backbone may not be present if the truck configuration has a Bendix Fusion system installed.
NOTE 2:
All wires shown are part of a jacketed J1939 twisted pair. This drawing shall be used for reference only and depicts a physical representation of the J1939 network with all features available for the LT series model, which may not be a buildable combination.
NOTE 3:
Dashed area shows all possible oraderable features and thier connections. Splices may or may not be used depending on equipped orderable features
NOTE 4:
ABS Modules in dashed lines are Mutually Exclusive. Only one of the ABS Modules may be equipped at a time.
NOTE 5:
Wires in the dashed lines are Mutually Exclusive. If Peloton is equipped, then these wires are not included (Purple dashed lines). If not, then these wires are not included. (Blue dashed lines)
NOTE 6:
TMC Telematics are Mutually Exclusive. TMC Telematics in dashed lines are Mutually Exclusive. Only one of the TMC Telematics may be equipped at a time.
NOTE :
TCM's are Mutually Exclusive. TCM's in dashed lines are Mutually Exclusive. Only one of the TCM may be equipped at a time.
DESIGN DESCRIPTION
FEATURE CODES
SOFTWARE FEATURE CODES

X15 ENGINE IMPLEMENTATION

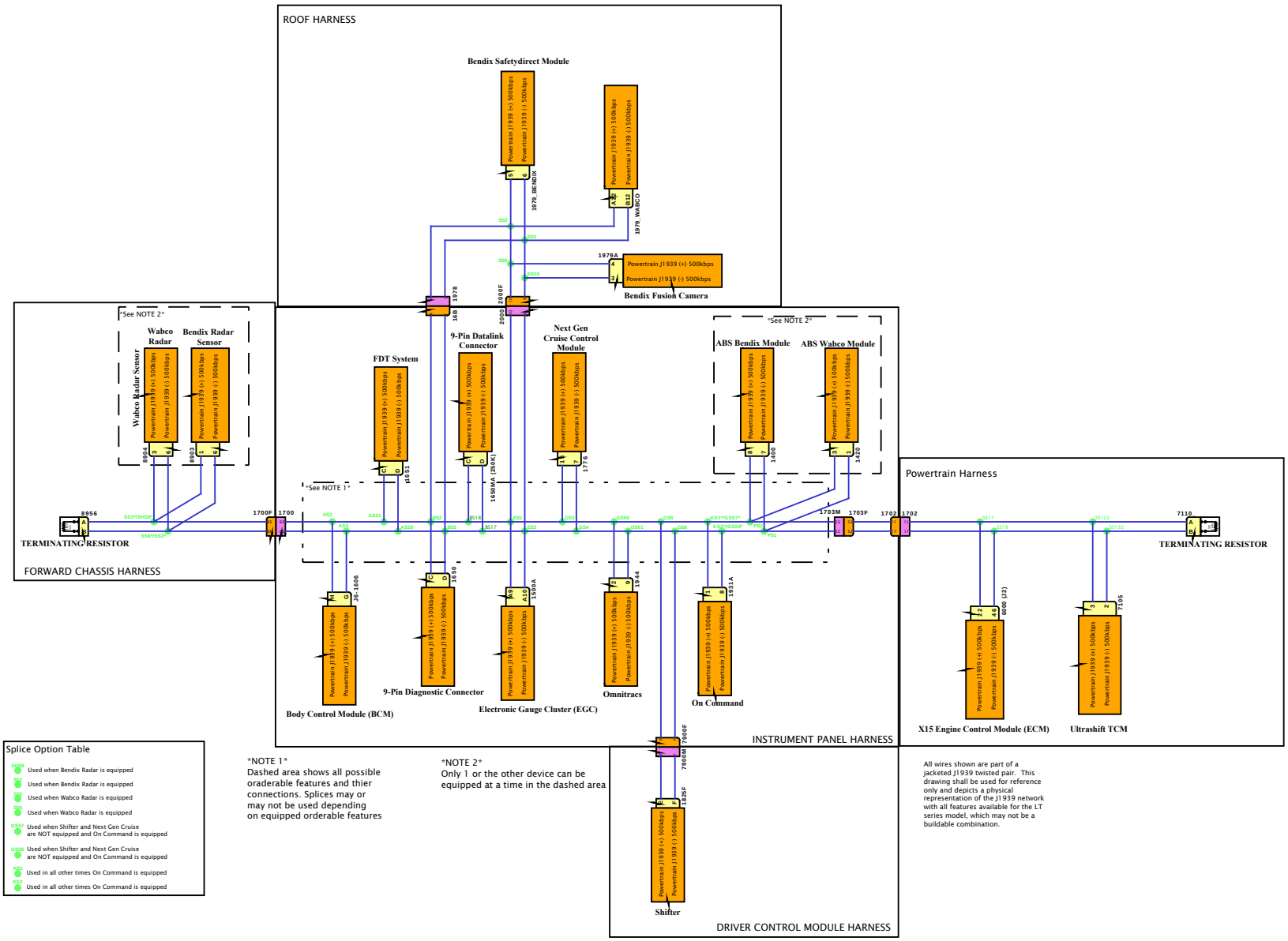

DESIGN DESCRIPTION

FEATURE CODES

SOFTWARE FEATURE CODES

X15 ENGINE IMPLEMENTATION

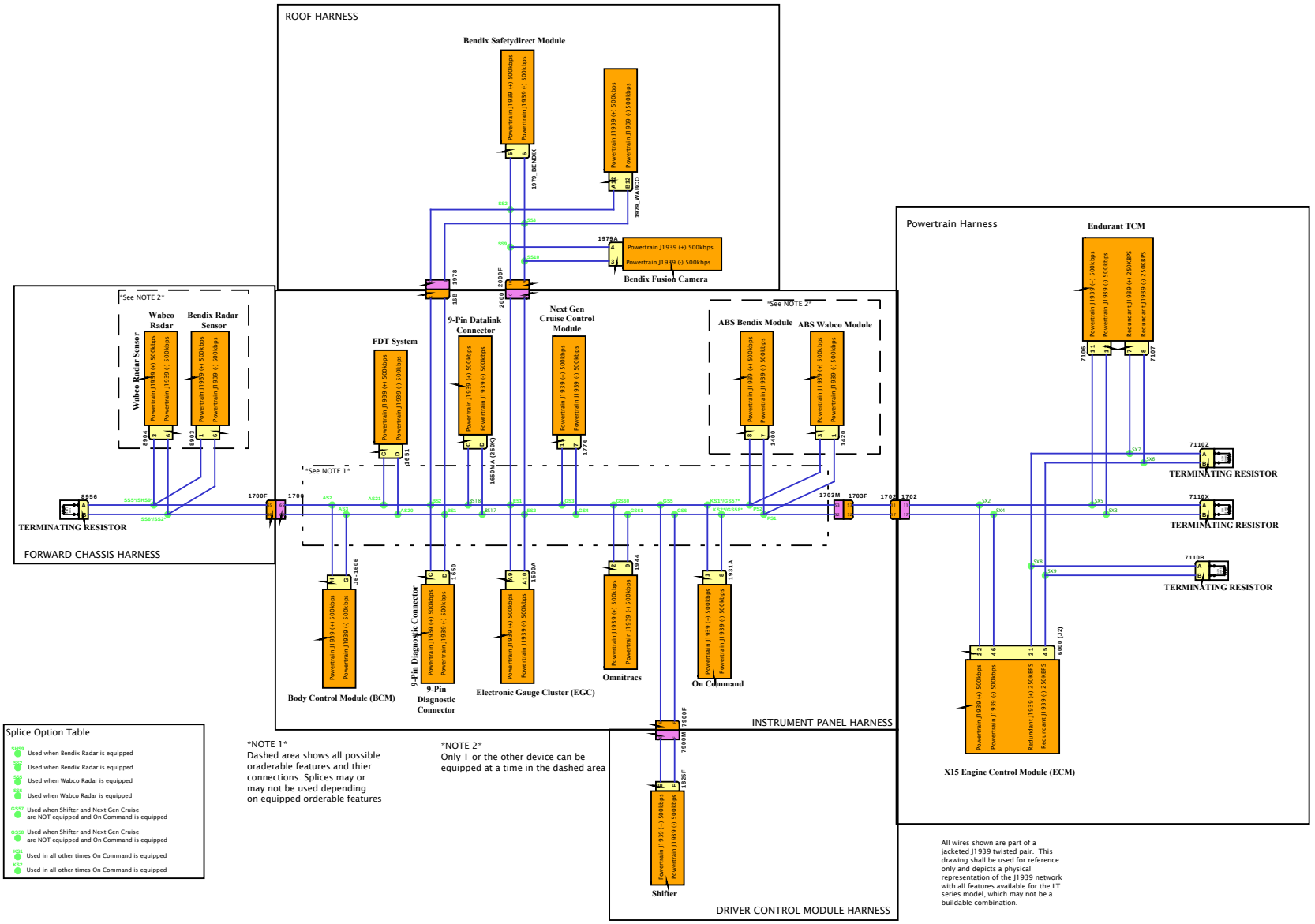

DESIGN DESCRIPTION

FEATURE CODES

SOFTWARE FEATURE CODES

X15 ENGINE IMPLEMENTATION

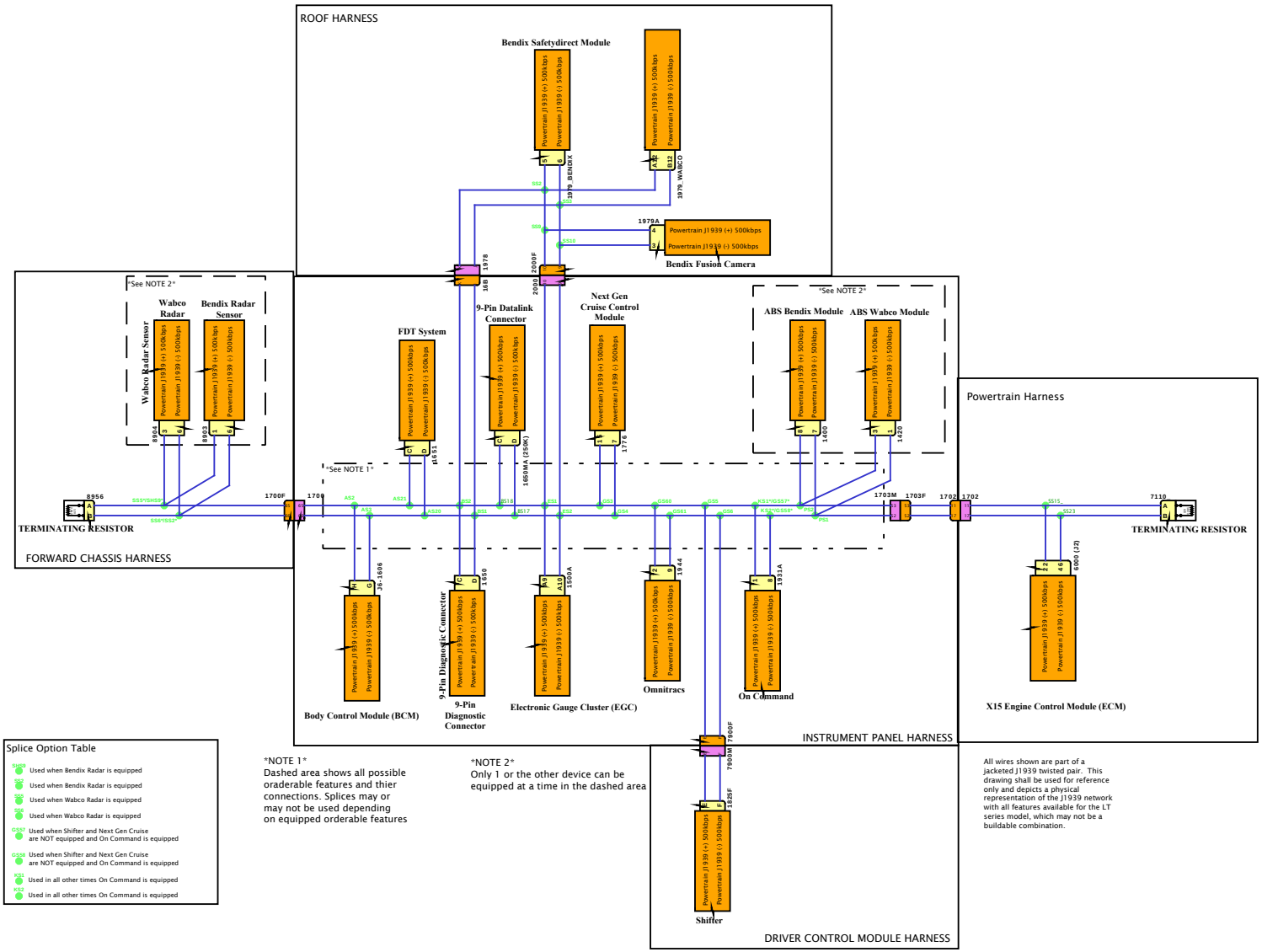

NOTE 1
Dashed area shows all possible oraderable features and thier connections. Splices may or may not be used depending on equipped orderable features

NOTE 2
Only 1 or the other device can be equipped at a time in the dashed area

All wires shown are part of a jacketed J1939 twisted pair. This drawing shall be used for reference only and depicts a physical representation of the J1939 network with all features available for the LT series model, which may not be a buildable combination.

DESIGN DESCRIPTION

FEATURE CODES

SOFTWARE FEATURE CODES

NAVISTAR

NAVISTAR, INC. CONFIDENTIAL PROPRIETARY

X15 ENGINE IMPLEMENTATION

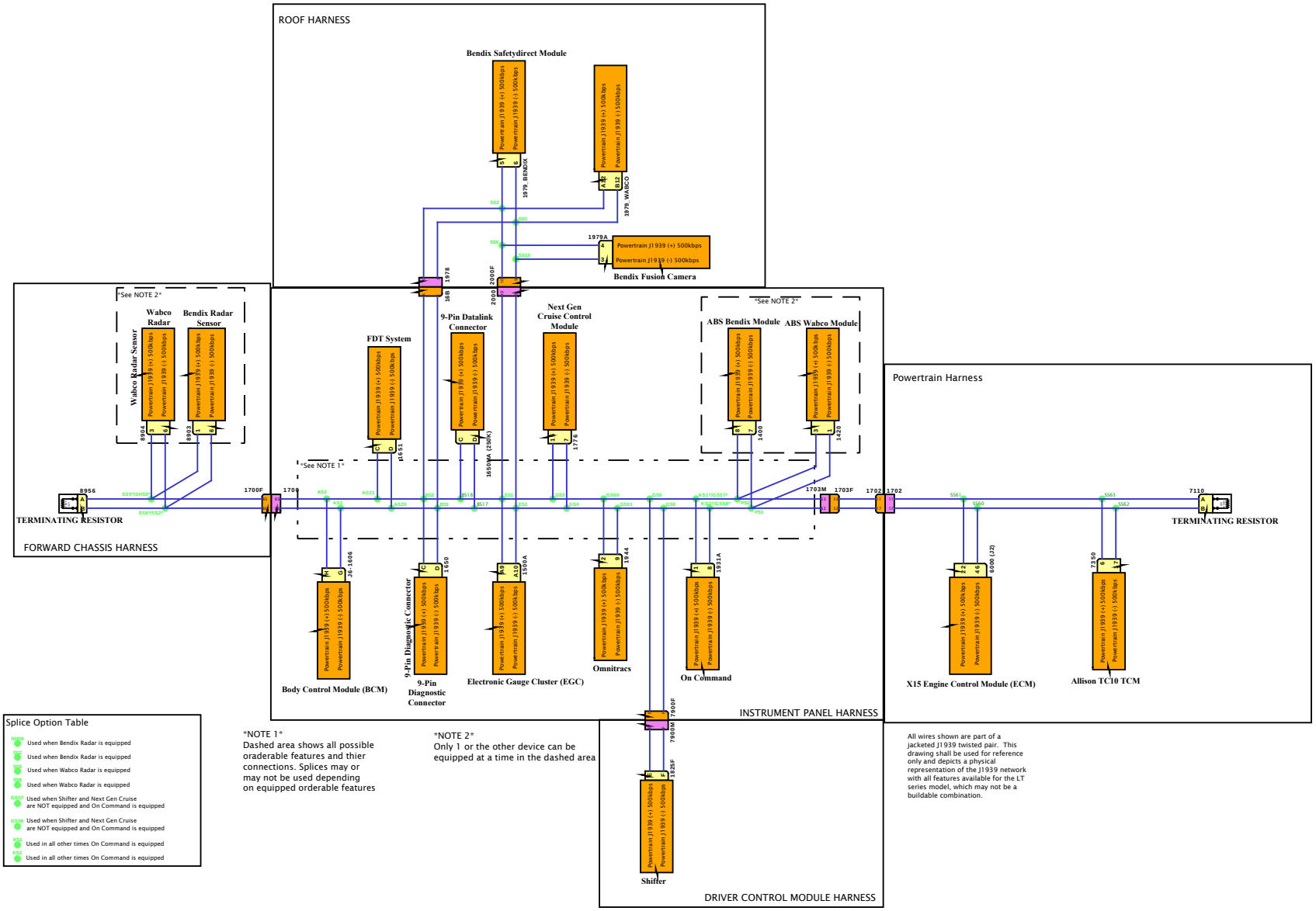

DESIGN DESCRIPTION

FEATURE CODES

SOFTWARE FEATURE CODES

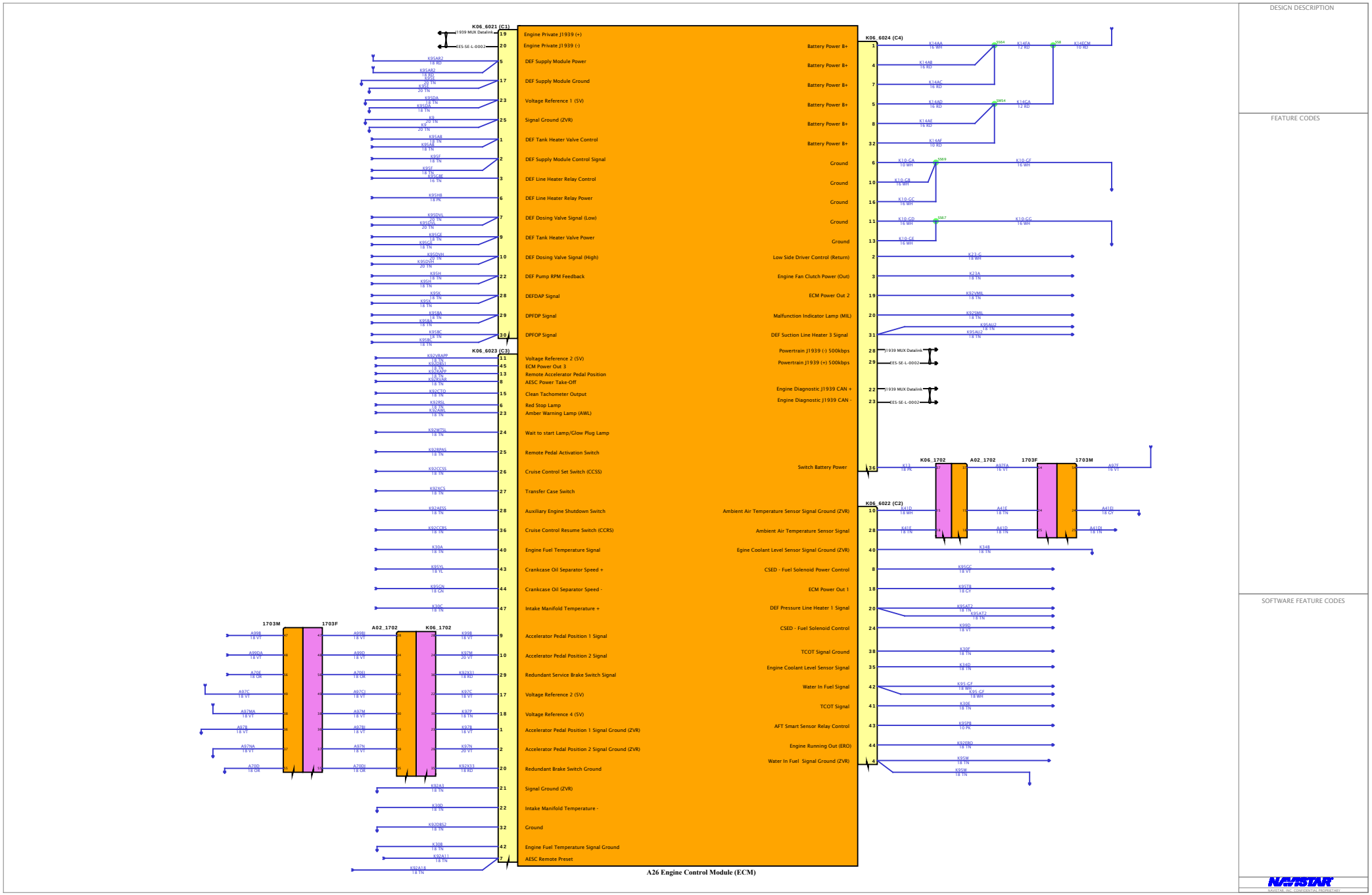
K06_6021 (C1)
J1939 MUX Datalink
CES-SE-L-0002
Engine Private J1939 (+)
Engine Private J1939 (-)
DEF Supply Module Power
DEF Supply Module Ground
Voltage Reference 1 (5V)
Signal Ground (ZVR)
DEF Tank Heater Valve Control
DEF Supply Module Control Signal
DEF Line Heater Relay Control
DEF Line Heater Relay Power
DEF Dosing Valve Signal (Low)
DEF Tank Heater Valve Power
DEF Dosing Valve Signal (High)
DEF Pump RPM Feedback
DEFDAP Signal
DPFDP Signal
DPFOP Signal
K06_6023 (C3)
Voltage Reference 2 (5V)
ECM Power Out 3
Remote Accelerator Pedal Position
AESC Power Take-Off
Clean Tachometer Output
Red Stop Lamp
Amber Warning Lamp (AWL)
Wait to start Lamp/Glow Plug Lamp
Remote Pedal Activation Switch
Cruise Control Set Switch (CCSS)
Transfer Case Switch
Auxiliary Engine Shutdown Switch
Cruise Control Resume Switch (CCRS)
Engine Fuel Temperature Signal
Crankcase Oil Separator Speed +
Crankcase Oil Separator Speed -
Intake Manifold Temperature +
Accelerator Pedal Position 1 Signal
Accelerator Pedal Position 2 Signal
Redundant Service Brake Switch Signal
Voltage Reference 2 (5V)
Voltage Reference 4 (5V)
Accelerator Pedal Position 1 Signal Ground (ZVR)
Accelerator Pedal Position 2 Signal Ground (ZVR)
Redundant Brake Switch Ground
Signal Ground (ZVR)
Intake Manifold Temperature -
Ground
Engine Fuel Temperature Signal Ground
AESC Remote Preset
Battery Power B+
Ground
Low Side Driver Control (Return)
Engine Fan Clutch Power (Out)
ECM Power Out 2
Malfunction Indicator Lamp (MIL)
DEF Suction Line Heater 3 Signal
Powertrain J1939 (-) 500kbps
Powertrain J1939 (+) 500kbps
Engine Diagnostic J1939 CAN +
Engine Diagnostic J1939 CAN -
Switch Battery Power
Ambient Air Temperature Sensor Signal Ground (ZVR)
Ambient Air Temperature Sensor Signal
Egine Coolant Level Sensor Signal Ground (ZVR)
CSED - Fuel Solenoid Power Control
ECM Power Out 1
DEF Pressure Line Heater 1 Signal
CSED - Fuel Solenoid Control
TCOT Signal Ground
Engine Coolant Level Sensor Signal
Water In Fuel Signal
TCOT Signal
AFT Smart Sensor Relay Control
Engine Running Out (ERO)
Water In Fuel Signal Ground (ZVR)
A26 Engine Control Module (ECM)
K06_6024 (C4)
K06_6022 (C2)
K06_1702
A02_1702
1703F
1703M
DESIGN DESCRIPTION
FEATURE CODES
SOFTWARE FEATURE CODES

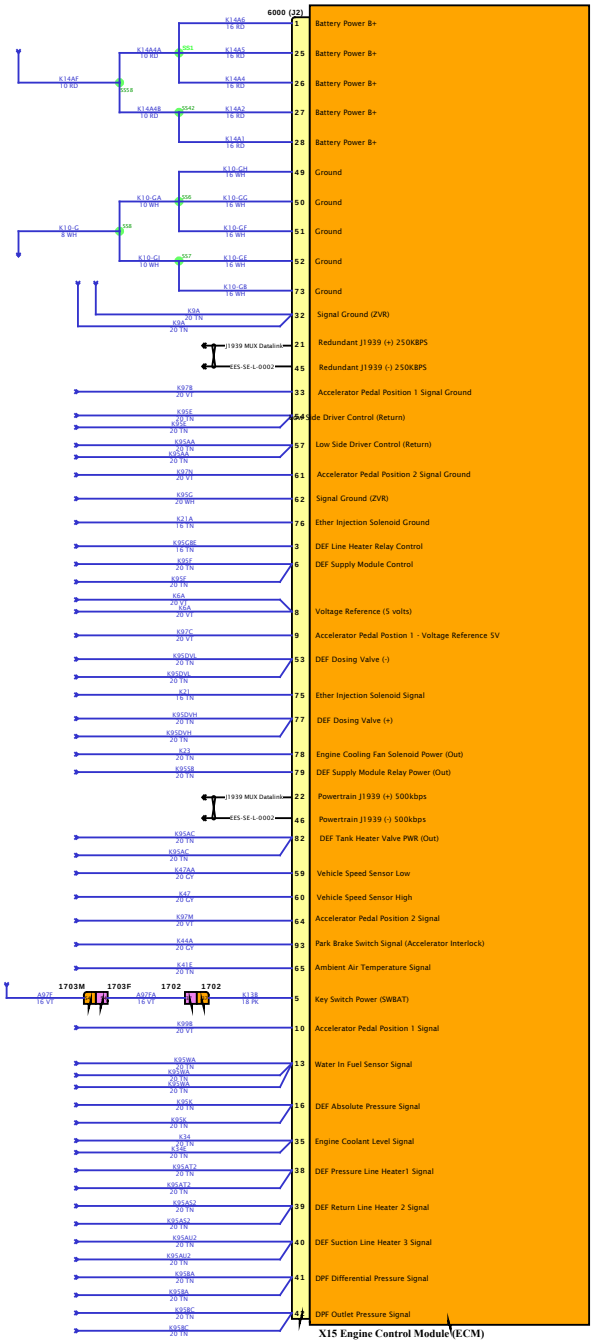

DESIGN DESCRIPTION

FEATURE CODES

SOFTWARE FEATURE CODES

Diagram1

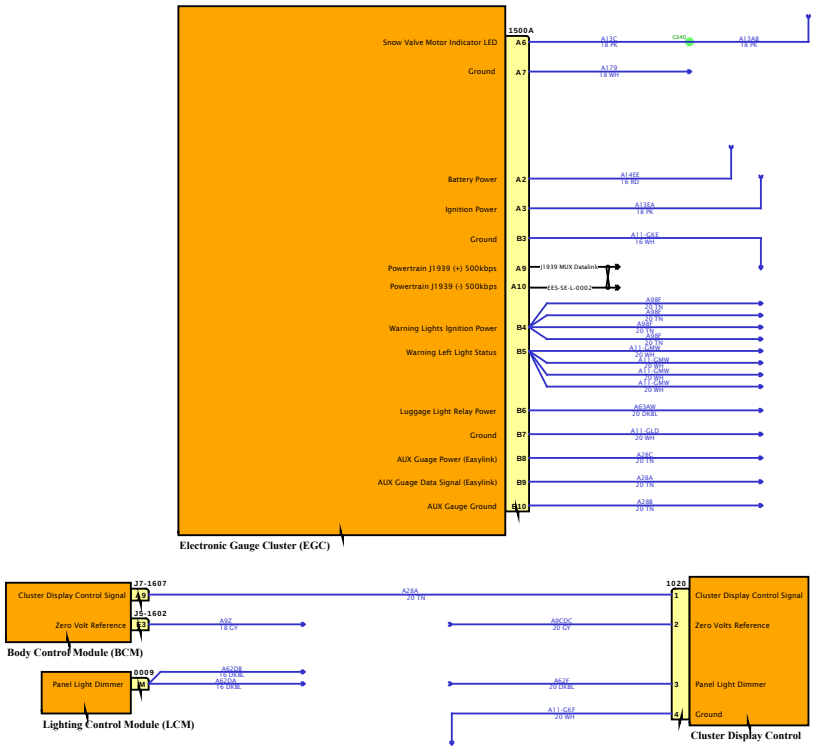

DESIGN DESCRIPTION

FEATURE CODES

SOFTWARE FEATURE CODES

Diagram1

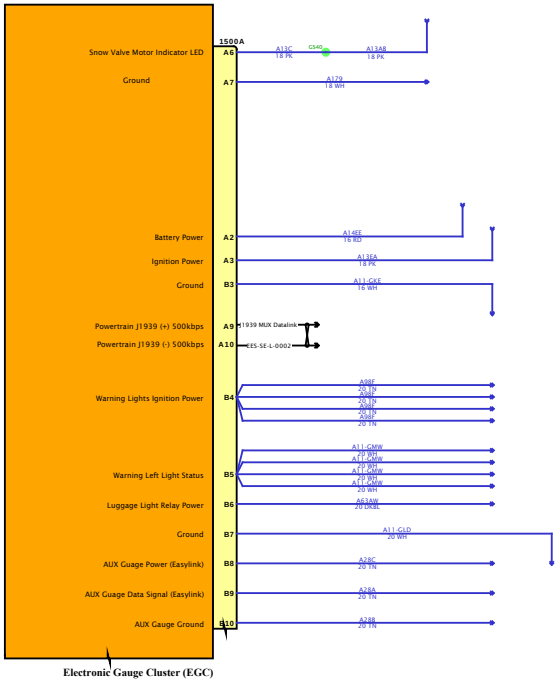

DESIGN DESCRIPTION

FEATURE CODES

SOFTWARE FEATURE CODES

DESIGN DESCRIPTION

FEATURE CODES

SOFTWARE FEATURE CODES

DESIGN DESCRIPTION

FEATURE CODES

SOFTWARE FEATURE CODES

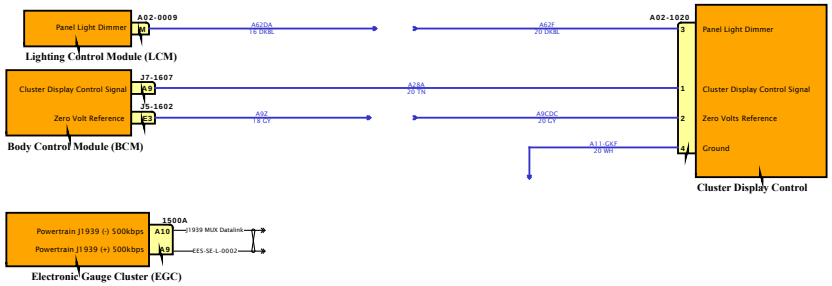

Diagram1

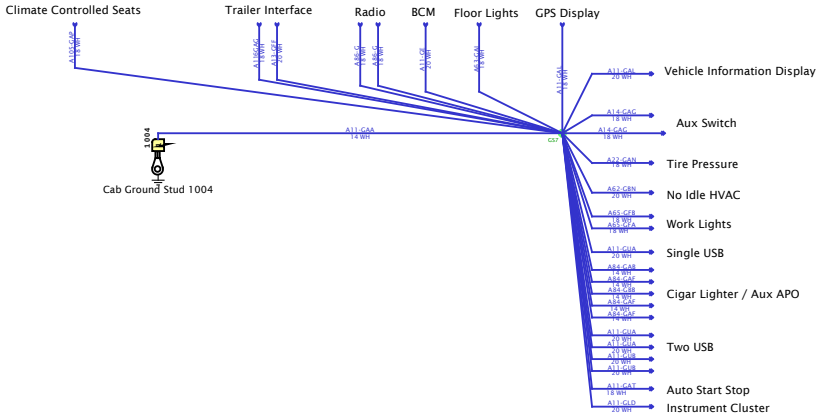

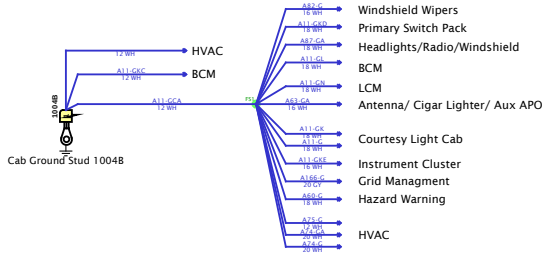

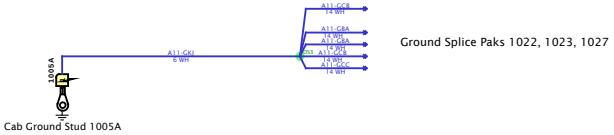



DESIGN DESCRIPTION

FEATURE CODES

SOFTWARE FEATURE CODES

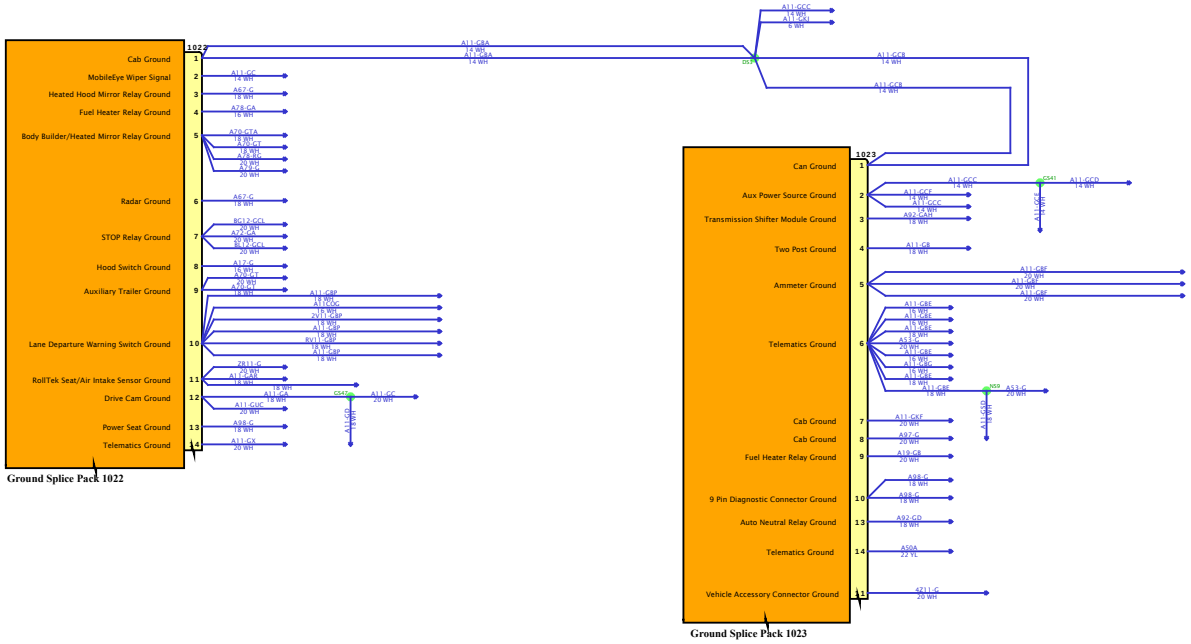

DESIGN DESCRIPTION

FEATURE CODES

SOFTWARE FEATURE CODES

Diagram1

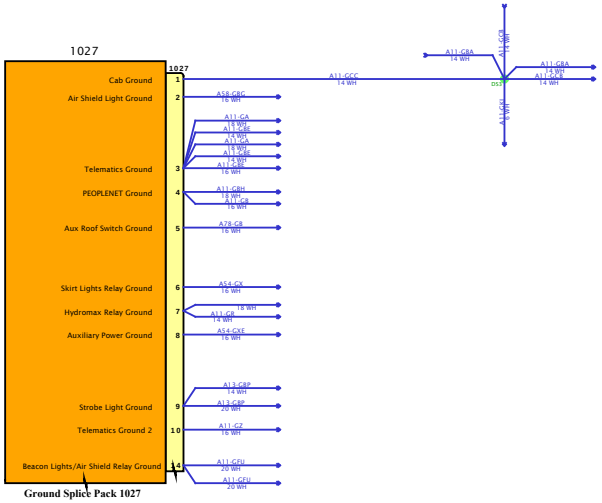

DESIGN DESCRIPTION

FEATURE CODES

SOFTWARE FEATURE CODES

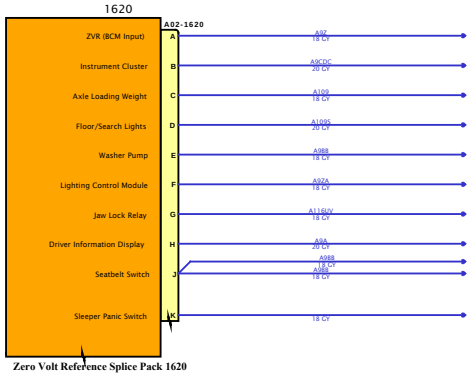

DESIGN DESCRIPTION

FEATURE CODES

SOFTWARE FEATURE CODES

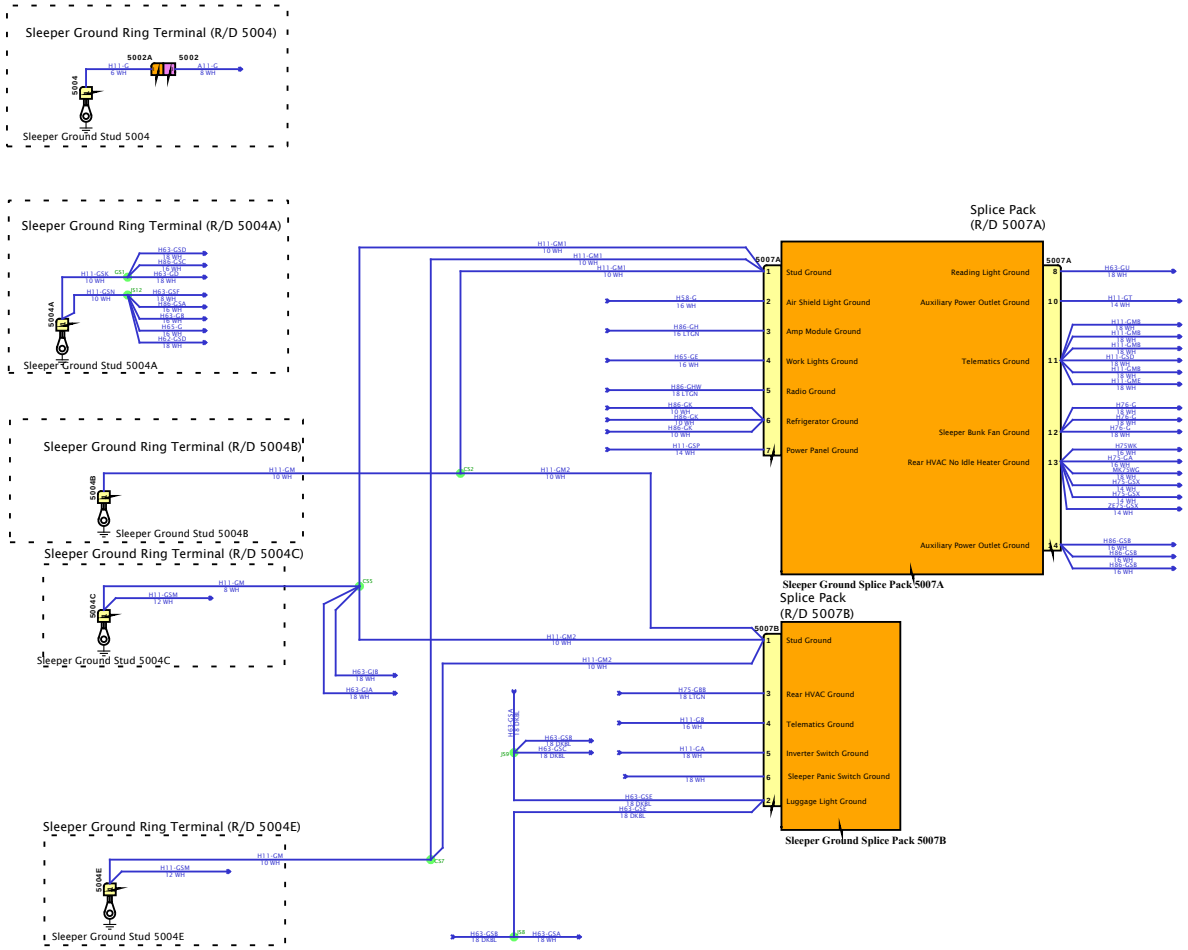

DESIGN DESCRIPTION

FEATURE CODES

SOFTWARE FEATURE CODES

DESIGN DESCRIPTION

FEATURE CODES

SOFTWARE FEATURE CODES

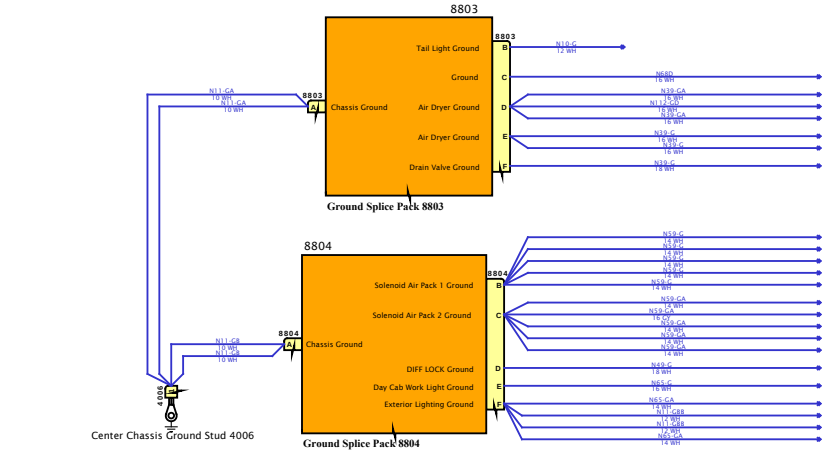

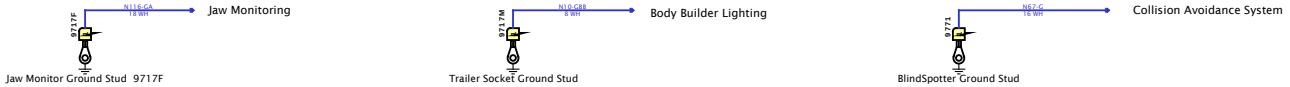

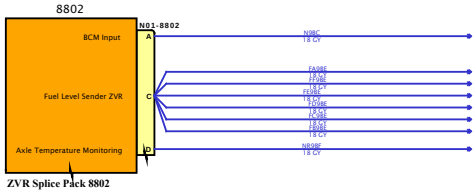

DESIGN DESCRIPTION

FEATURE CODES

SOFTWARE FEATURE CODES

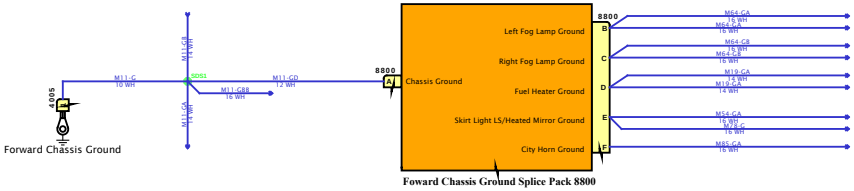

DESIGN DESCRIPTION

FEATURE CODES

SOFTWARE FEATURE CODES

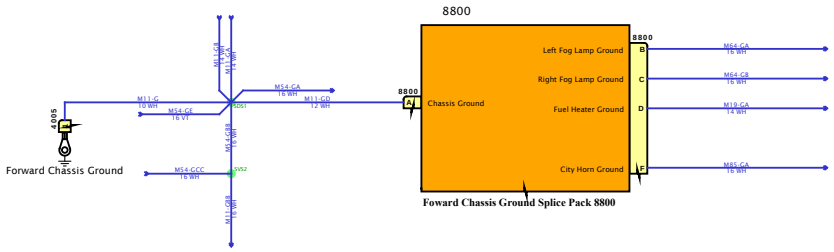

DESIGN DESCRIPTION

FEATURE CODES

SOFTWARE FEATURE CODES

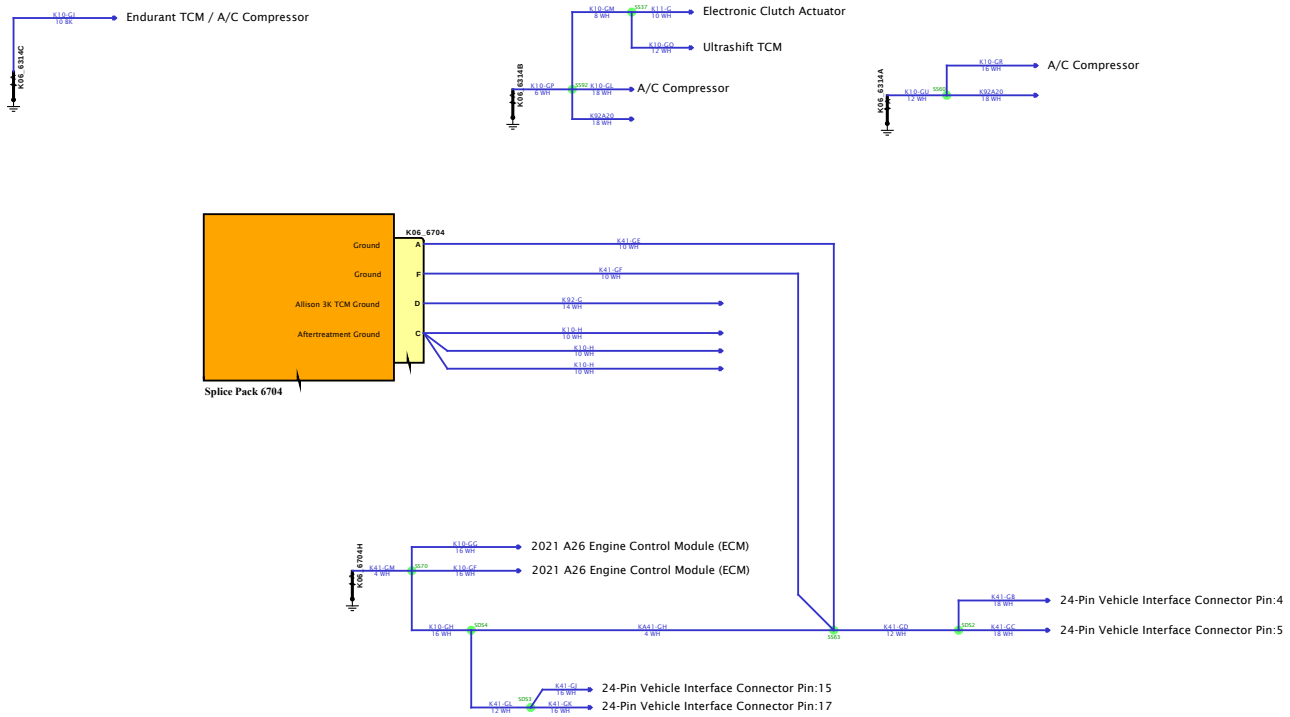

DESIGN DESCRIPTION

FEATURE CODES

SOFTWARE FEATURE CODES

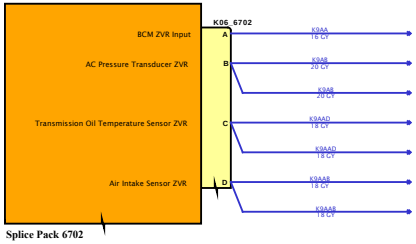

DESIGN DESCRIPTION

FEATURE CODES

SOFTWARE FEATURE CODES

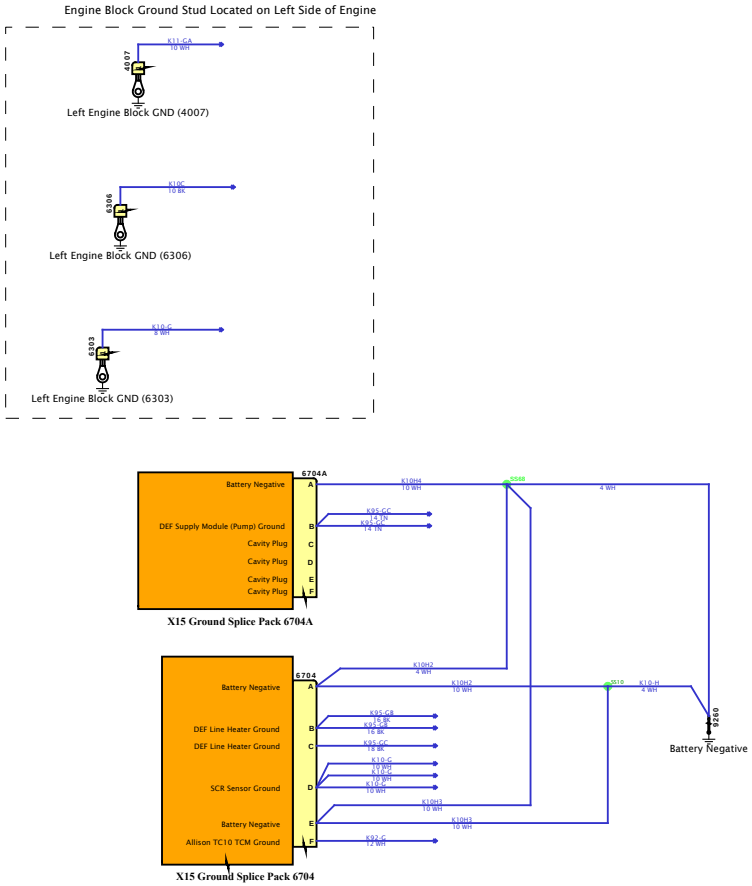

DESIGN DESCRIPTION

FEATURE CODES

SOFTWARE FEATURE CODES

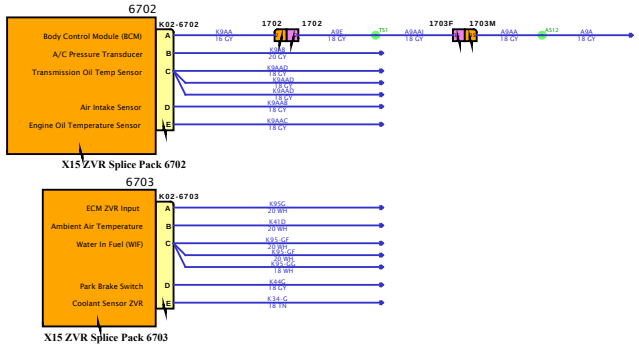

DESIGN DESCRIPTION

FEATURE CODES

SOFTWARE FEATURE CODES

DESIGN DESCRIPTION

FEATURE CODES

SOFTWARE FEATURE CODES

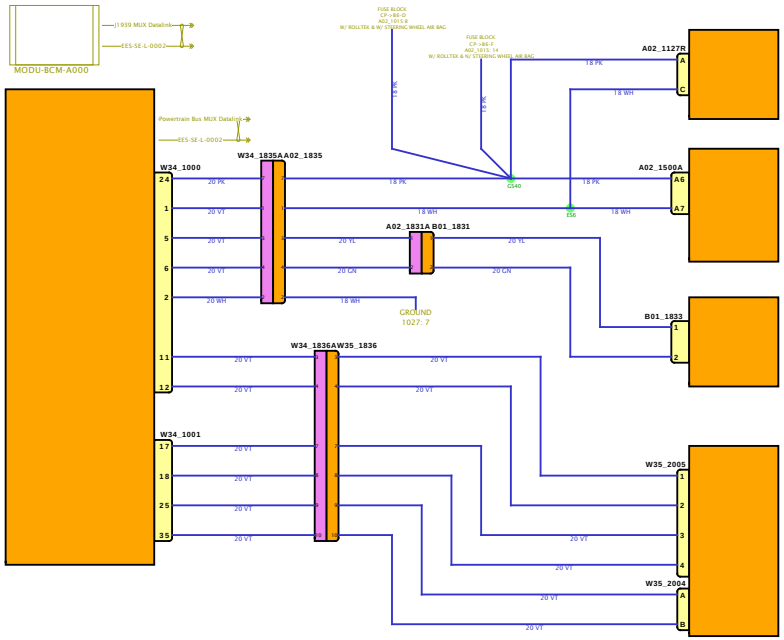

Diagram2 - Passenger

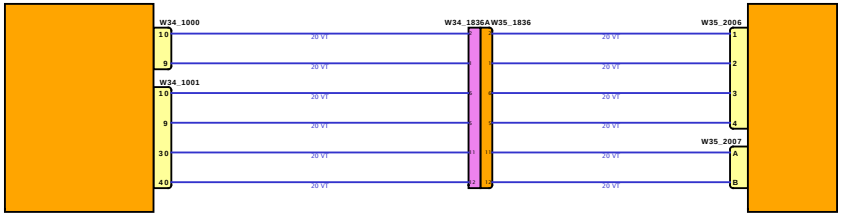

DESIGN DESCRIPTION

FEATURE CODES

SOFTWARE FEATURE CODES

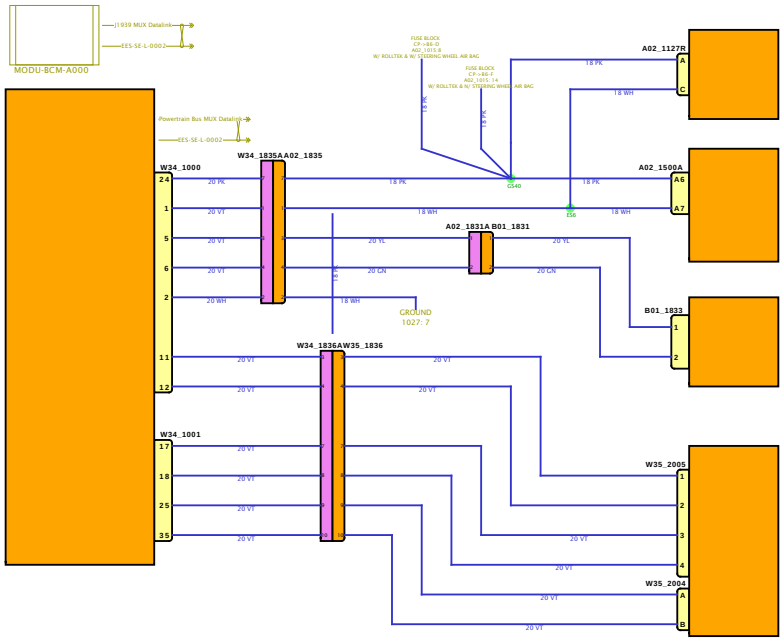

DESIGN DESCRIPTION

FEATURE CODES

SOFTWARE FEATURE CODES

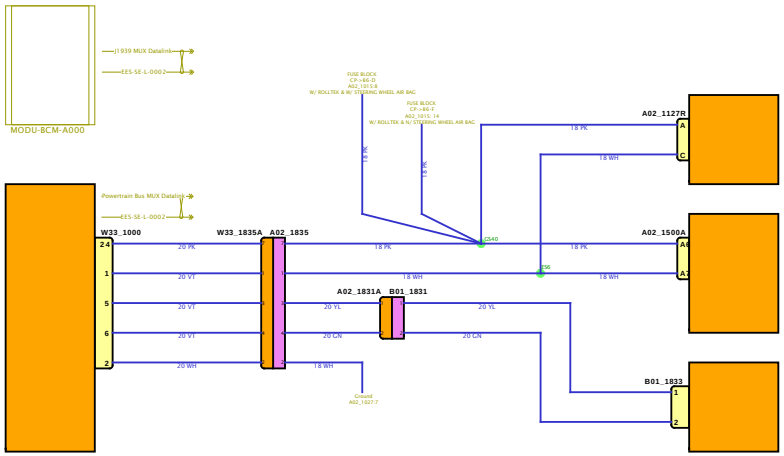

Separate logic

DESIGN DESCRIPTION

FEATURE CODES

SOFTWARE FEATURE CODES

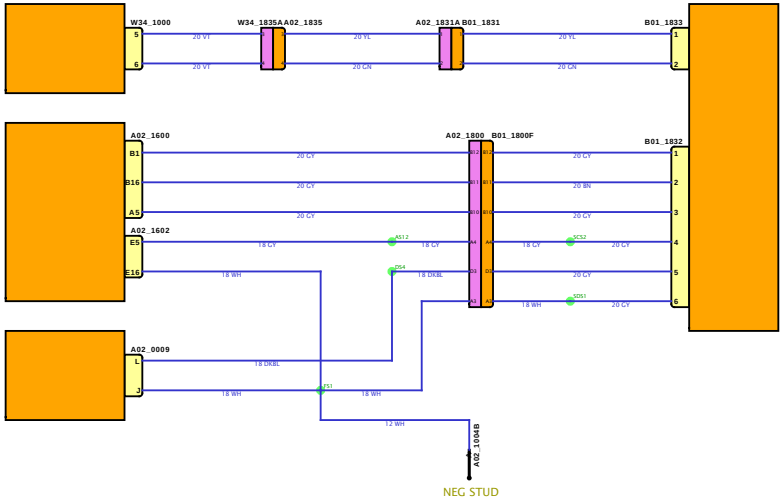

DESIGN DESCRIPTION

FEATURE CODES

SOFTWARE FEATURE CODES

Diagram1 - Driver

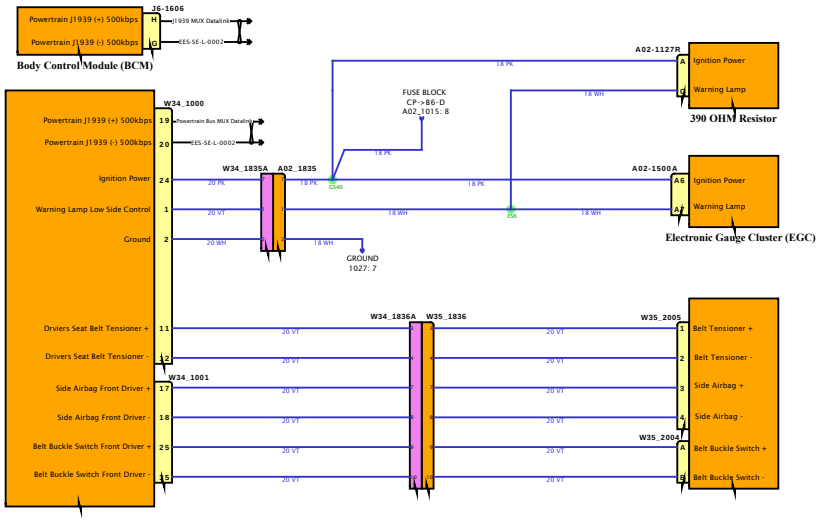

DESIGN DESCRIPTION

FEATURE CODES

SOFTWARE FEATURE CODES

Diagram2 - Passenger

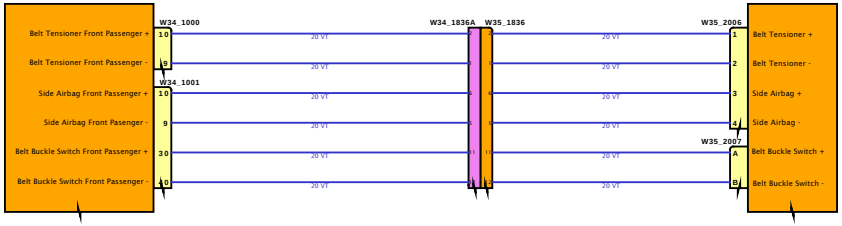

DESIGN DESCRIPTION

FEATURE CODES

SOFTWARE FEATURE CODES

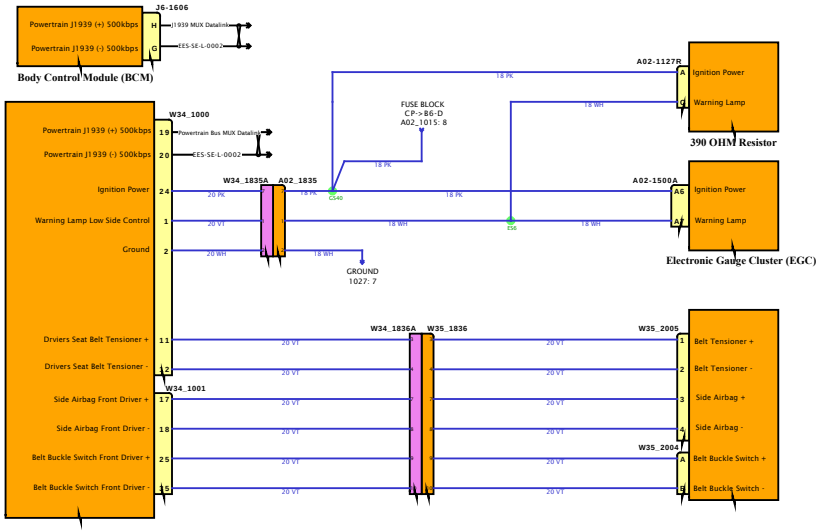

DESIGN DESCRIPTION

FEATURE CODES

SOFTWARE FEATURE CODES

Diagram1

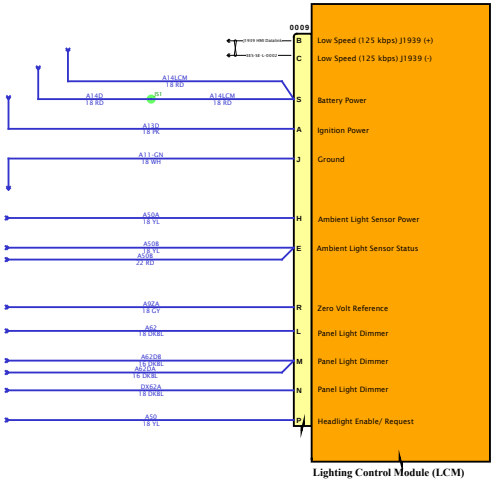

DESIGN DESCRIPTION

FEATURE CODES

SOFTWARE FEATURE CODES

DESIGN DESCRIPTION

FEATURE CODES

SOFTWARE FEATURE CODES

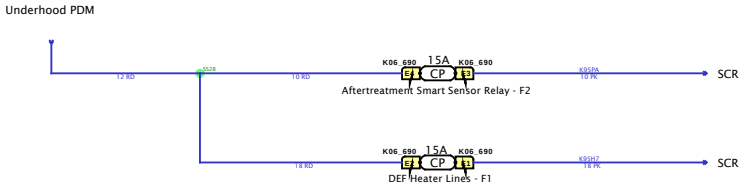

Diagram1

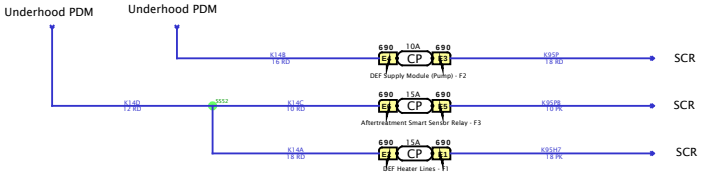

DESIGN DESCRIPTION

FEATURE CODES

SOFTWARE FEATURE CODES

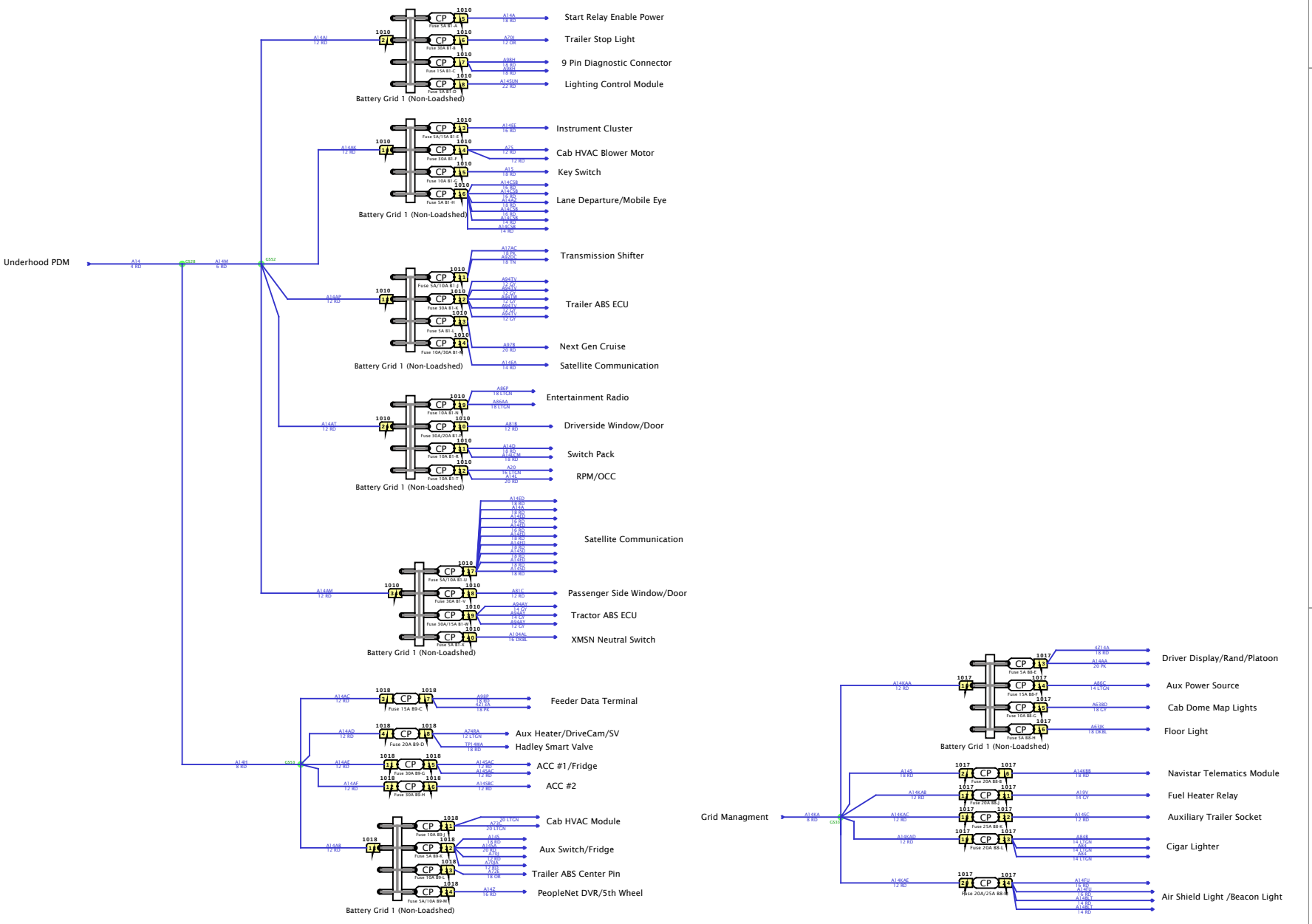
DESIGN DESCRIPTION
FEATURE CODES
SOFTWARE FEATURE CODES
Underhood PDM
Battery Grid 1 (Non-Loadshed)
Start Relay Enable Power
Trailer Stop Light
9 Pin Diagnostic Connector
Lighting Control Module
Instrument Cluster
Cab HVAC Blower Motor
Key Switch
Lane Departure/Mobile Eye
Transmission Shifter
Trailer ABS ECU
Next Gen Cruise
Satellite Communication
Entertainment Radio
Driverside Window/Door
Switch Pack
RPM/OCC
Satellite Communication
Passenger Side Window/Door
Tractor ABS ECU
XMSN Neutral Switch
Feeder Data Terminal
Aux Heater/DriveCam/SV
Hadley Smart Valve
ACC #1/Fridge
ACC #2
Cab HVAC Module
Aux Switch/Fridge
Trailer ABS Center Pin
PeopleNet DVR/5th Wheel
Grid Managment
Driver Display/Rand/Platoon
Aux Power Source
Cab Dome Map Lights
Floor Light
Navistar Telematics Module
Fuel Heater Relay
Auxiliary Trailer Socket
Cigar Lighter
Air Shield Light /Beacon Light

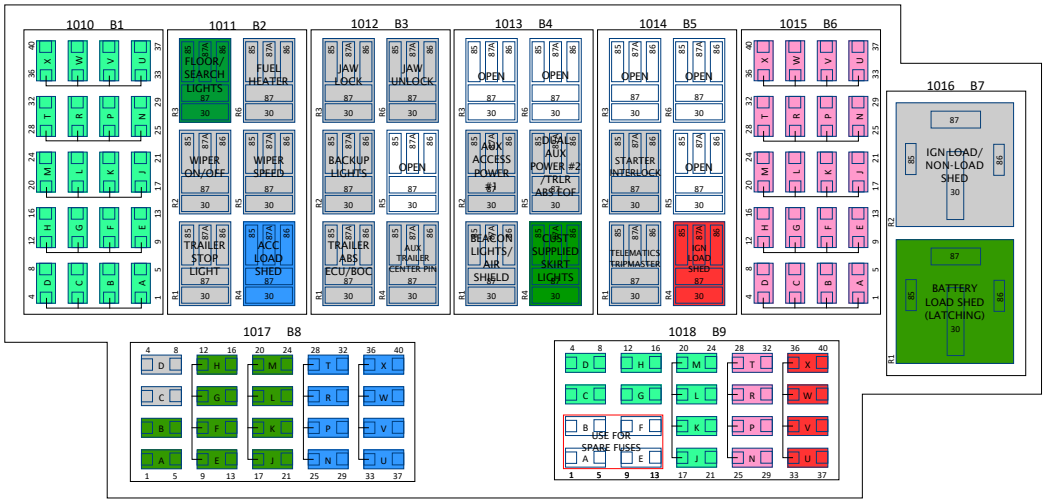

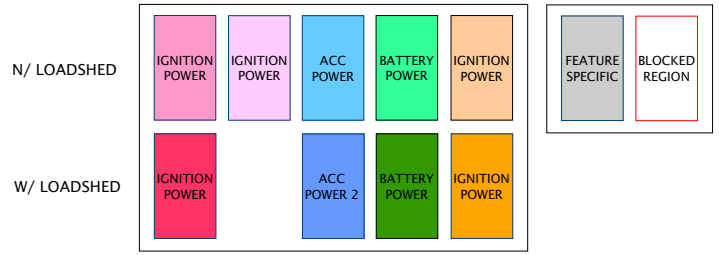

LOCATION	AMP	FEED	STD/OPT	DESCRIPTION	LOCATION	AMP	FEED	STD/OPT	DESCRIPTION	LOCATION	AMP	FEED	STD/OPT	DESCRIPTION	LOCATION	AMP	FEED	STD/OPT	DESCRIPTION	LOCATION	AMP	FEED	STD/OPT	DESCRIPTION
B1-A	5	BTRY	OPT	START RELAY ENABLE PWR	B6-A	NOTE 7	IGN	OPT	SATELLITE COMMUNICATION	B8-A	5	–	OPT	AUX HEATER	B9-A	–	–	–	NOT FOR USE					
B1-B	30	BTRY	STD	TRAILER STOP LIGHT	B6-B	10	IGN	STD	WINDSHIELD WASHER PUMP	B8-B	5	BTRY	STD	N2 MODULE	B9-B	–	–	–	NOT FOR USE					
B1-C	15	BTRY	STD	9-PIN DIAGNOSTIC	B6-C	10	IGN	STD	TRAILER ABS	B8-C	5	BTRY	OPT	TRAILER TRACS/SAT COMM	B9-C	15	BTRY	OPT	FEEDER DATA TERMINAL					
B1-D	5	BTRY	STD	LIGHTING CONTROL MODULE	B6-D	5	IGN	OPT	DIRECT DRIVE WARN LIGHTS	B8-D	5	IGN	OPT	TRI-PAC	B9-D	NOTE 14	BTRY	OPT	AUX HEATER/DRIVECAM/SV					
B1-E	NOTE 1	BTRY	STD	INSTRUMENT CLUSTER	B6-E	5	IGN	OPT	PREDICTIVE CRUISE CONTROL	B8-E	NOTE 13	BTRY	OPT	DRIVER DISPLAY/RAND/PLATOON	B9-E	–	–	–	NOT FOR USE					
B1-F	30	BTRY	STD	CAB HVAC BLOWER MOTOR	B6-F	10	IGN	OPT	HEATED SEATS	B8-F	15	BTRY	OPT	AUX POWER SOURCE	B9-F	–	–	–	NOT FOR USE					
B1-G	10	BTRY	STD	KEYSWITCH	B6-G	10	IGN	STD	BACK-UP LIGHTS	B8-G	10	BTRY	STD	CAB DOME MAP LIGHTS	B9-G	30	BTRY	OPT	ACC #1 FRIDGE					
B1-H	5	BTRY	OPT	LANE DEPART/MOBILE EYE	B6-H	15	IGN	STD	LIGHTING CONTROL MODULE	B8-H	5	BTRY	NOTE 3	FLOOR LIGHT	B9-H	30	BTRY	OPT	ACC #2					
B1-J	NOTE 9	BTRY	OPT	TRANSMISSION SHIFTER	B6-J	5	IGN	OPT	TIRE PRESSURE MONITOR	B8-J	20	BTRY	OPT	FUEL WATER SEPARATOR	B9-J	10	BTRY	OPT	CAB HVAC CONTROLLER					
B1-K	30	BTRY	STD	TRAILER ABS ECU	B6-K	20	IGN	OPT	HEATED MIRRORS	B8-K	25	BTRY	OPT	AUX TRAILER SOCKET	B9-K	5	BTRY	OPT	AUX SWITCH/FRIDGE					
B1-L	5	BTRY	OPT	NEXT GEN CRUISE CONTROL	B6-L	10	IGN	STD	INSTRUMENT CLUSTER	B8-L	20	BTRY	STD	CIGAR LIGHTER	B9-L	10	BTRY	OPT	TRAILER ABS CENTER PIN					
B1-M	NOTE 11	BTRY	OPT	SATELLITE COMMUNICATION	B6-M	10	IGN	OPT	TRANSMISSION CONTROL UNIT	B8-M	NOTE 10	BTRY	OPT	BEACON LIGHT/AIR SHIELD LIGHT	B9-M	NOTE 12	BTRY	OPT	POEPLENET DVR/5TH WHEEL					
B1-N	10	BTRY	STD	ENTERTAINMENT RADIO	B6-N	10	IGN	OPT	COLLISION MITIGATION-FRONT	B8-N	–	ACC	–	OPEN	B9-N	5	IGN	OPT	ROLLTEK SEAT					
B1-P	NOTE 5	BTRY	OPT	DRIVER SIDE WINDOW/DOOR	B6-P	10	IGN	OPT	HEATED DRAIN VALVE	B8-P	–	ACC	–	OPEN	B9-P	5	IGN	OPT	ETRAC LOAD BIAS					
B1-R	10	BTRY	STD	SWITCH PACK	B6-R	10	IGN	OPT	5TH WHEEL MONITOR	B8-R	15	ACC	OPT	SKIRT LIGHT	B9-R	10	IGN	OPT	DEF AND NOX SENSORS					
B1-T	10	BTRY	OPT	RPM/OCC	B6-T	5	IGN	STD	ENGINE ECM	B8-T	10	ACC	OPT	BEACON LIGHT	B9-T	10	IGN	OPT	RAND MCNALLY/PLATOON/SV					
B1-U	NOTE 6	BTRY	OPT	SATELLITE COMMUNICATION	B6-U	10	IGN	STD	TRACTOR ABS ECU	B8-U	–	ACC	–	OPEN	B9-U	5	IGN	OPT	DRIVECAM/PEOPLENET DVR					
B1-V	30	BTRY	OPT	PASSENGER SIDE WINDOW/DOOR	B6-V	10	IGN	STD	AIR DRYER	B8-V	10	ACC	OPT	CB RADIO	B9-V	5	IGN	OPT	AUX POWER USB					
B1-W	NOTE 2	BTRY	STD	TRACTOR ABS ECU	B6-W	10	IGN	OPT	COLLISION MITIGATION SIDE	B8-W	NOTE 4	ACC	OPT	DRIVER DISPLAY/GPS	B9-W	5	IGN	OPT	TRI-PAC					
B1-X	5	BTRY	OPT	XMSN NEUTRAL SWITCH	B6-X	5	IGN	OPT	LANE DEPART/DRIVECAM	B8-X	5	ACC	STD	ENTERTAINMENT RADIO	B9-X	15	IGN	OPT	DOUBLE DIN USB					

DESIGN DESCRIPTION

FEATURE CODES

SOFTWARE FEATURE CODES

Diagram1

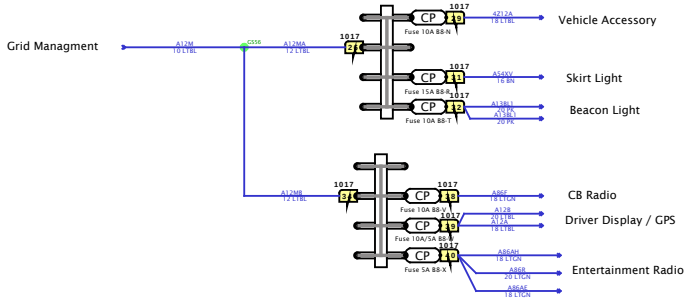

DESIGN DESCRIPTION

FEATURE CODES

SOFTWARE FEATURE CODES

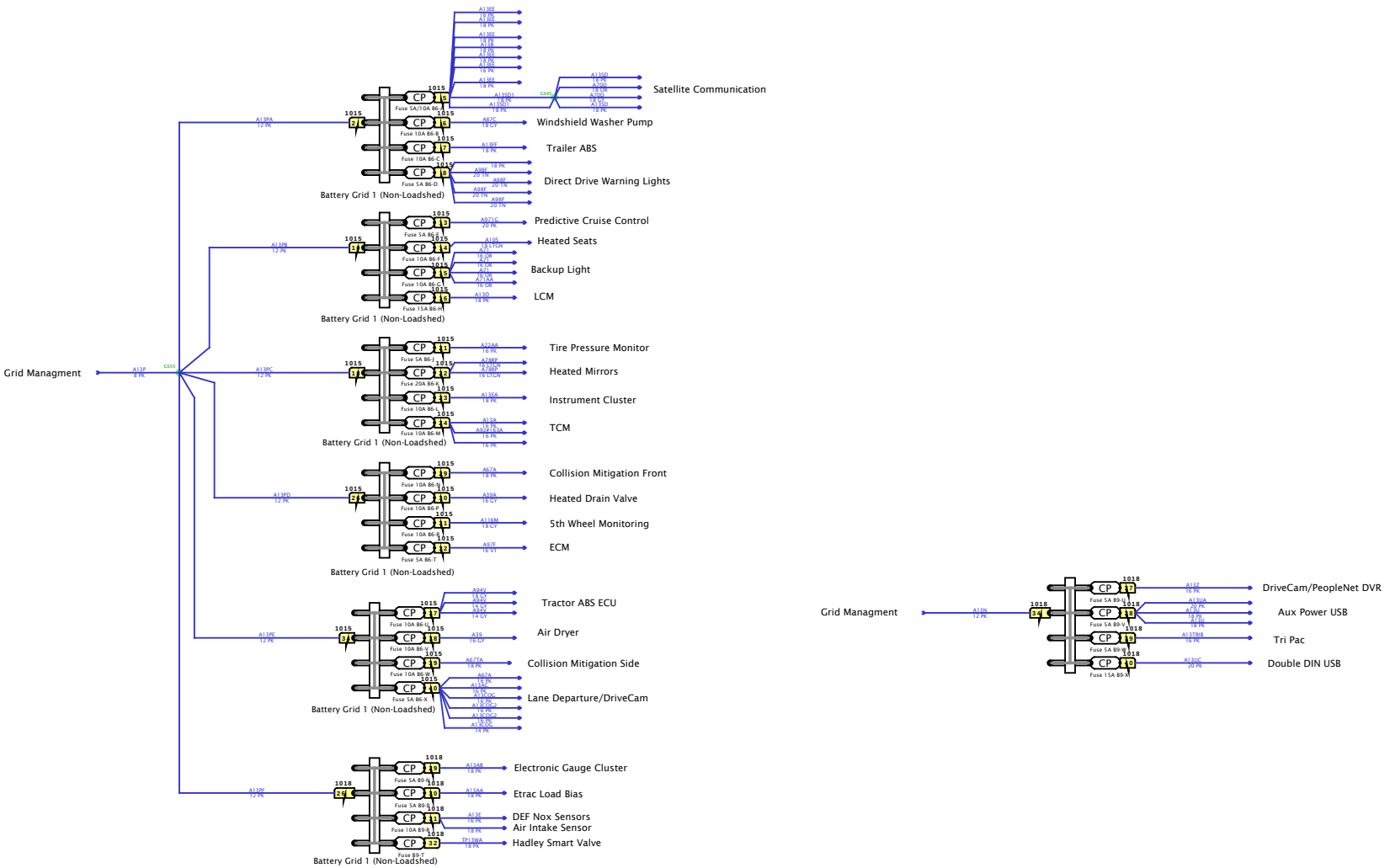

DESIGN DESCRIPTION

FEATURE CODES

SOFTWARE FEATURE CODES

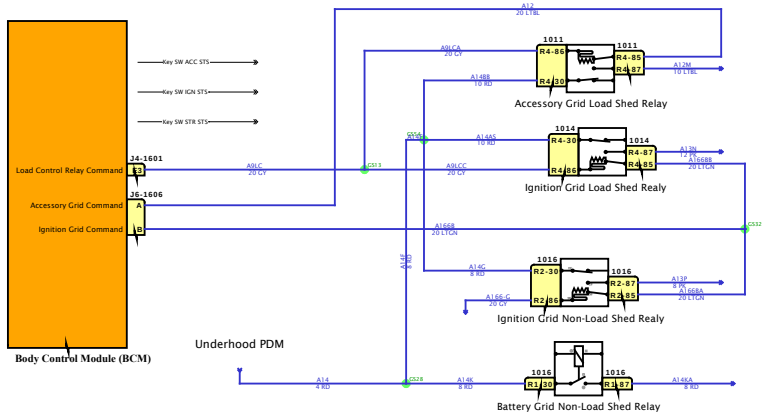

DESIGN DESCRIPTION

FEATURE CODES

SOFTWARE FEATURE CODES

Diagram1

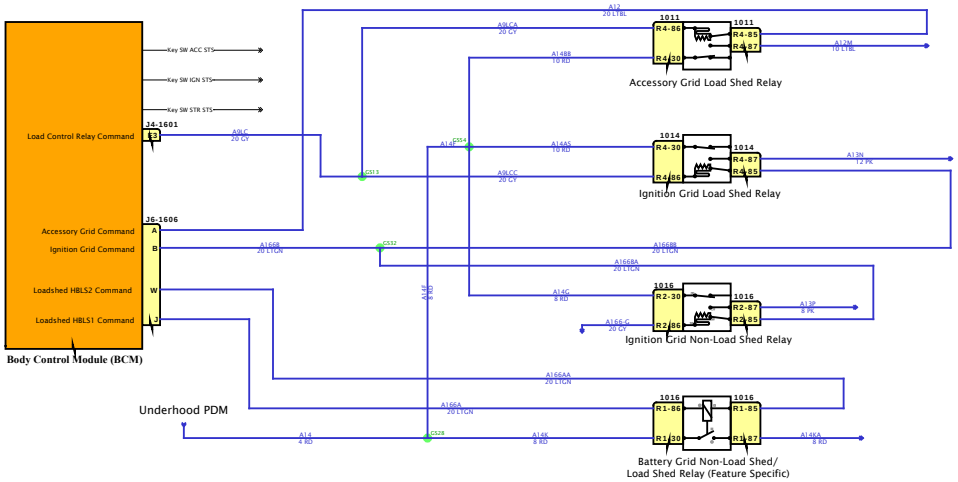

DESIGN DESCRIPTION

FEATURE CODES

SOFTWARE FEATURE CODES

Diagram1

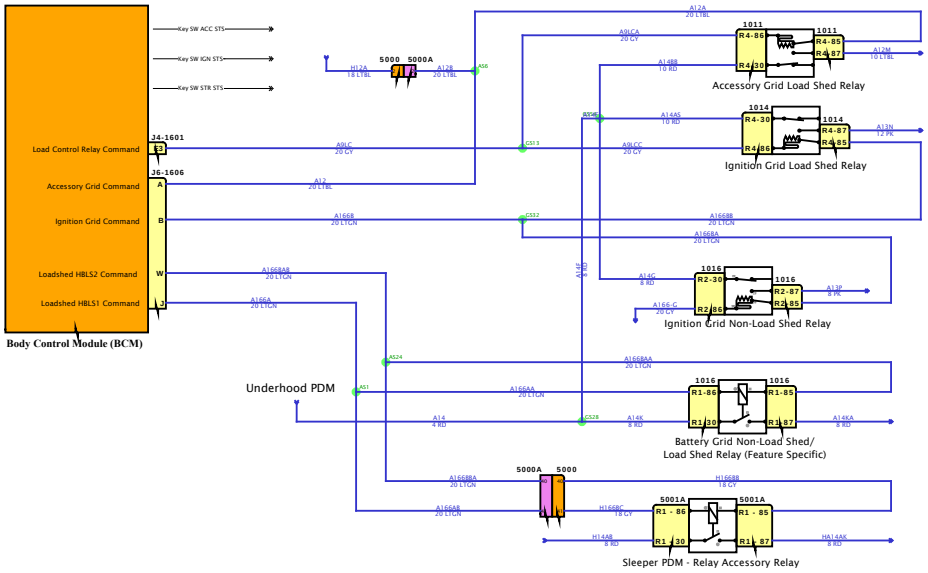

DESIGN DESCRIPTION

FEATURE CODES

SOFTWARE FEATURE CODES

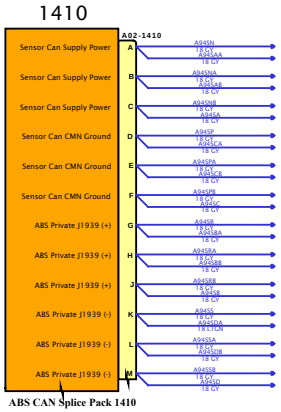

DESIGN DESCRIPTION

FEATURE CODES

SOFTWARE FEATURE CODES

Diagram1



DESIGN DESCRIPTION

FEATURE CODES

SOFTWARE FEATURE CODES

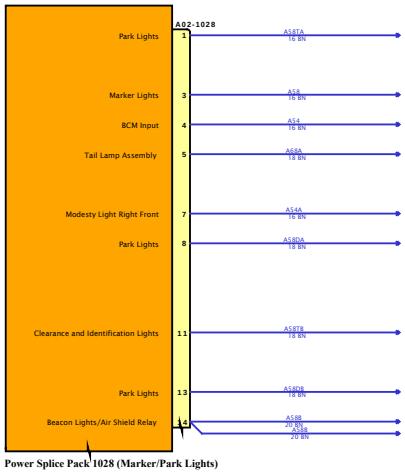

Power Splice Pack 1028 (Marker/Park Lights)

DESIGN DESCRIPTION

FEATURE CODES

SOFTWARE FEATURE CODES

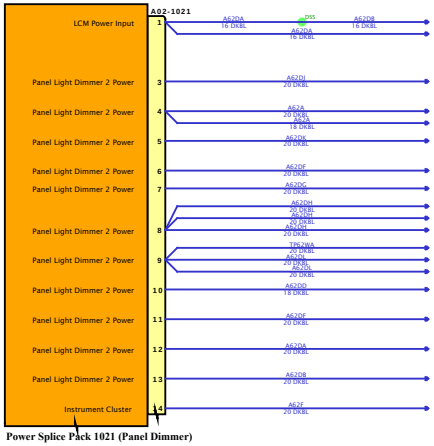

Power Splice Pack 1021 (Panel Dimmer)

DESIGN DESCRIPTION

FEATURE CODES

SOFTWARE FEATURE CODES

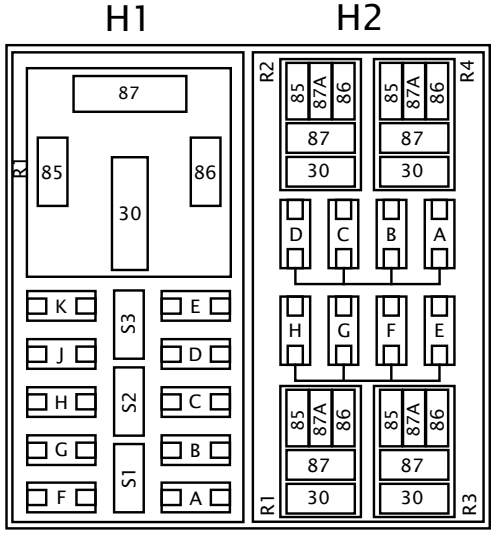

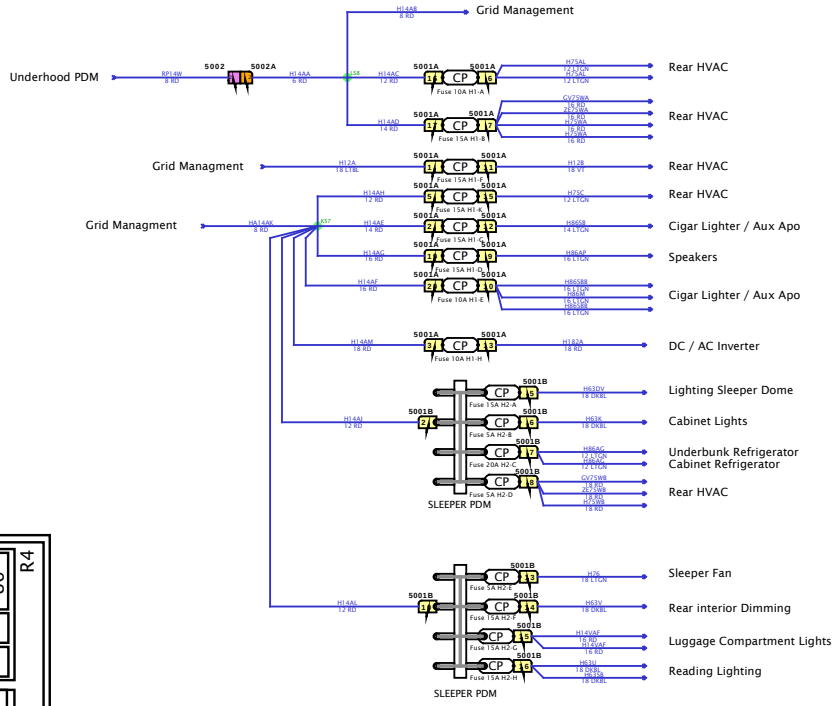

DESIGN DESCRIPTION

FEATURE CODES

SOFTWARE FEATURE CODES

Mobile Communication Sensor

Telematics / Mobile Communication Sensor

No Idle HVAC

No Idle HVAC

DESIGN DESCRIPTION

FEATURE CODES

SOFTWARE FEATURE CODES

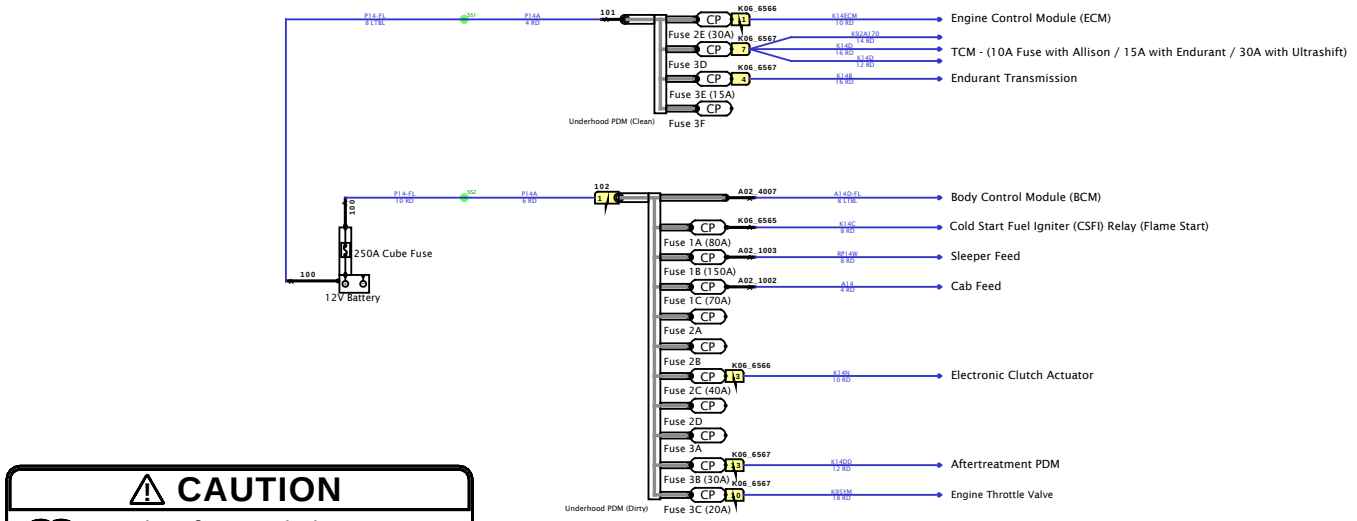

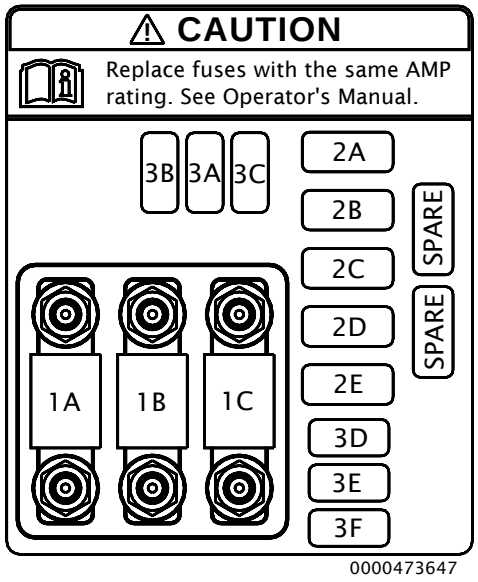

0000473647

DESIGN DESCRIPTION

FEATURE CODES

SOFTWARE FEATURE CODES

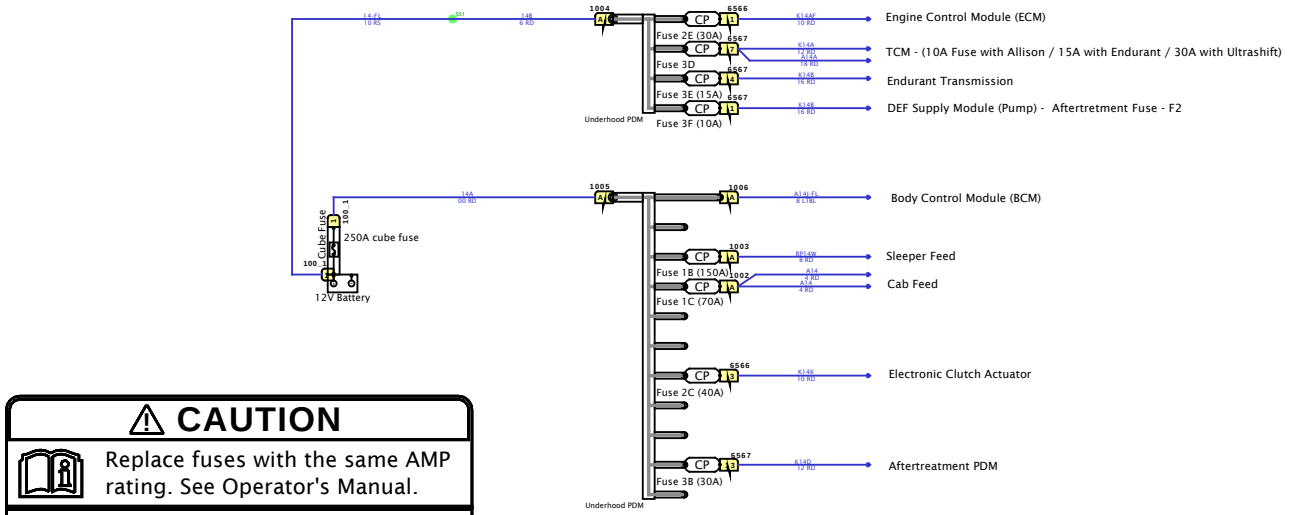

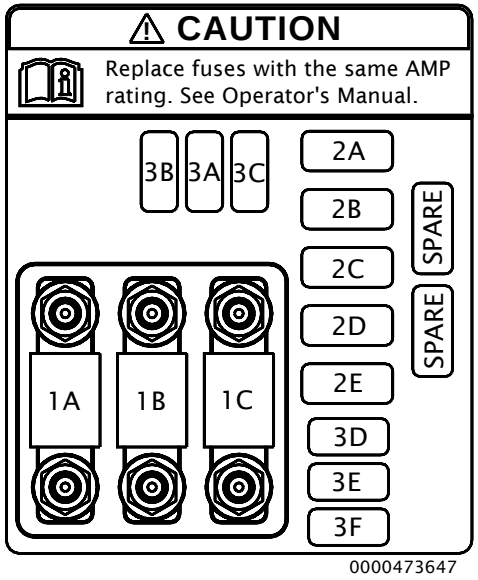

DESIGN DESCRIPTION

FEATURE CODES

SOFTWARE FEATURE CODES

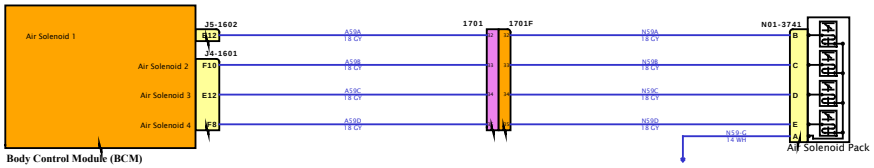

DESIGN DESCRIPTION

FEATURE CODES

SOFTWARE FEATURE CODES

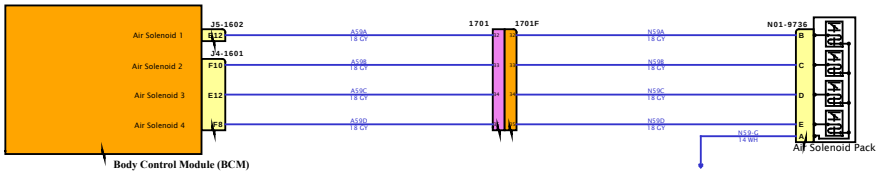

DESIGN DESCRIPTION

FEATURE CODES

SOFTWARE FEATURE CODES

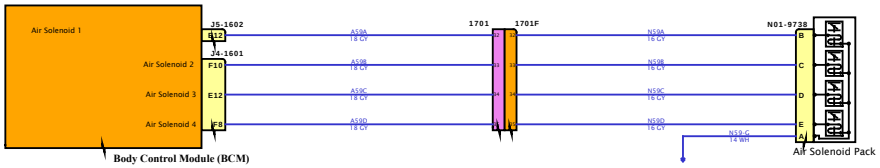

DESIGN DESCRIPTION

FEATURE CODES

SOFTWARE FEATURE CODES

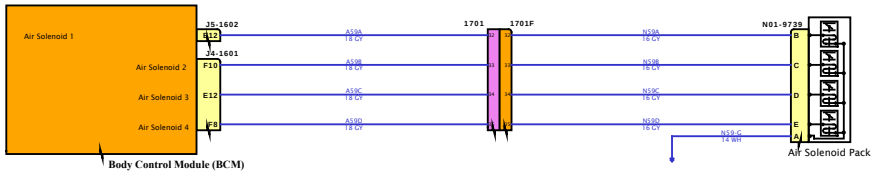

DESIGN DESCRIPTION

FEATURE CODES

SOFTWARE FEATURE CODES

Diagram5

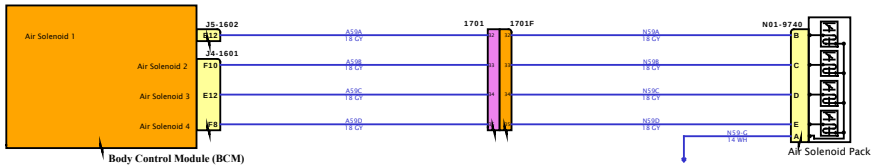

DESIGN DESCRIPTION

FEATURE CODES

SOFTWARE FEATURE CODES

Diagram1

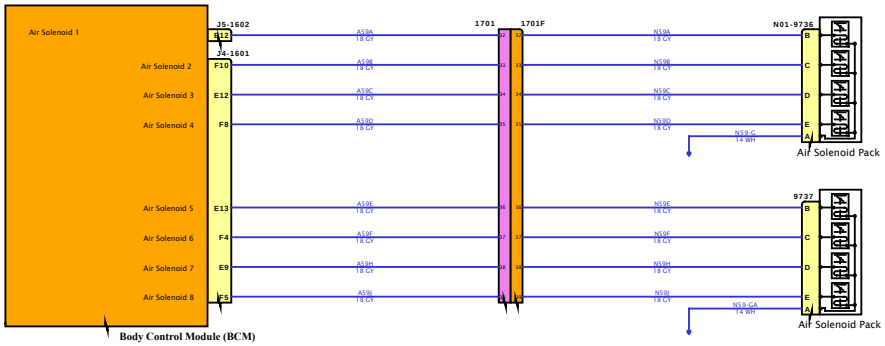

DESIGN DESCRIPTION

FEATURE CODES

SOFTWARE FEATURE CODES

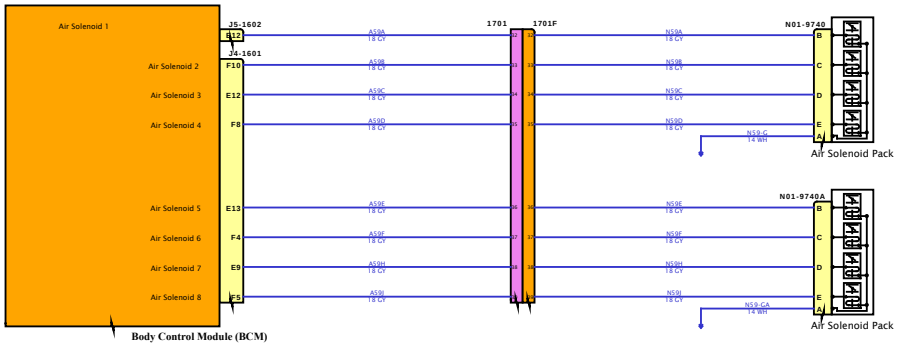

DESIGN DESCRIPTION

FEATURE CODES

SOFTWARE FEATURE CODES

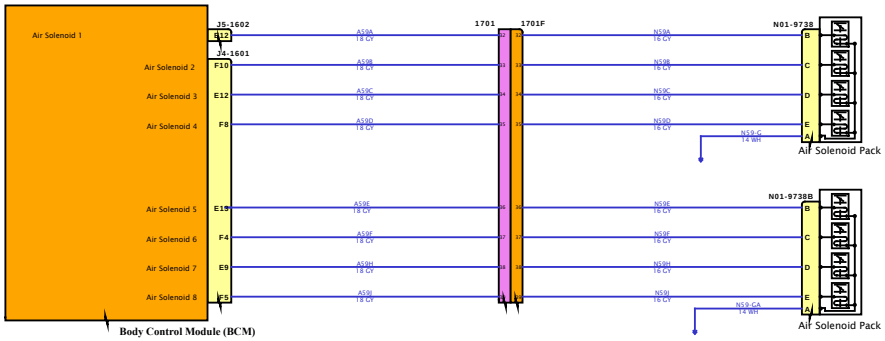

DESIGN DESCRIPTION

FEATURE CODES

SOFTWARE FEATURE CODES

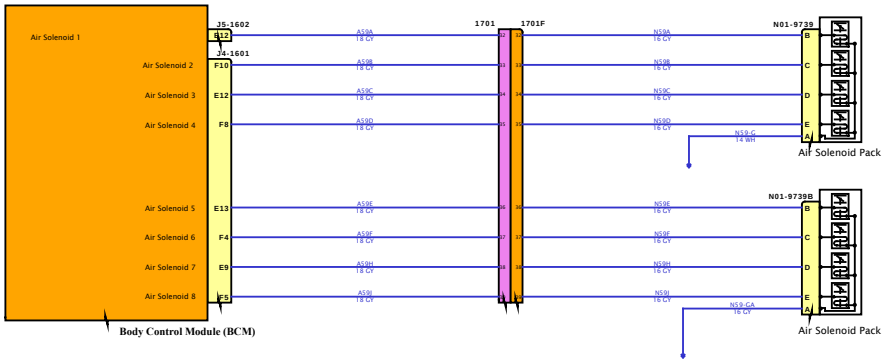

DESIGN DESCRIPTION

FEATURE CODES

SOFTWARE FEATURE CODES

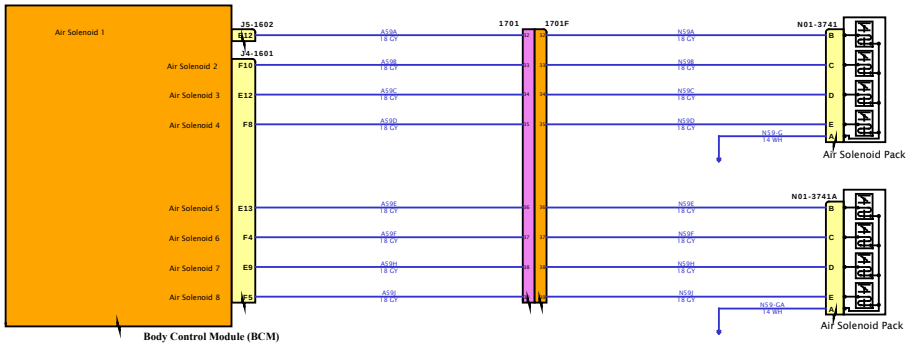

DESIGN DESCRIPTION

FEATURE CODES

SOFTWARE FEATURE CODES

Diagram1

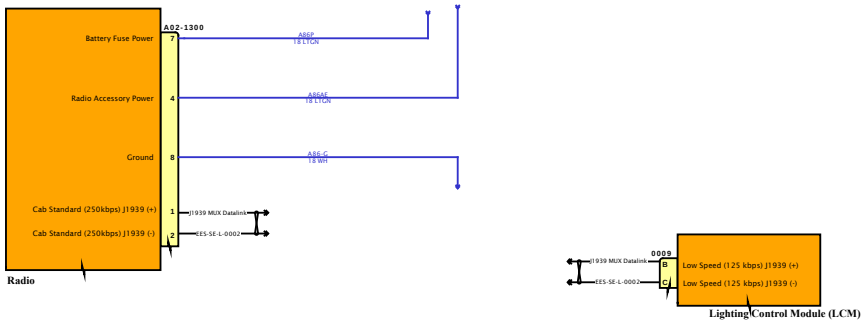

DESIGN DESCRIPTION

FEATURE CODES

SOFTWARE FEATURE CODES

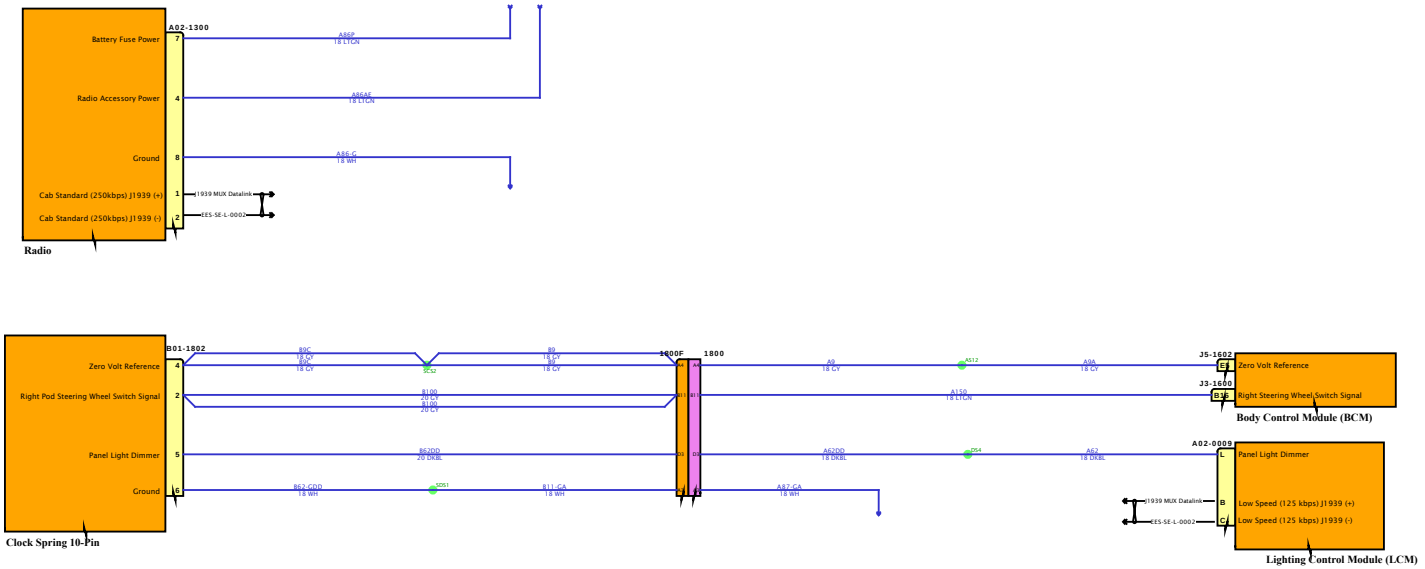

DESIGN DESCRIPTION

FEATURE CODES

SOFTWARE FEATURE CODES

Diagram1

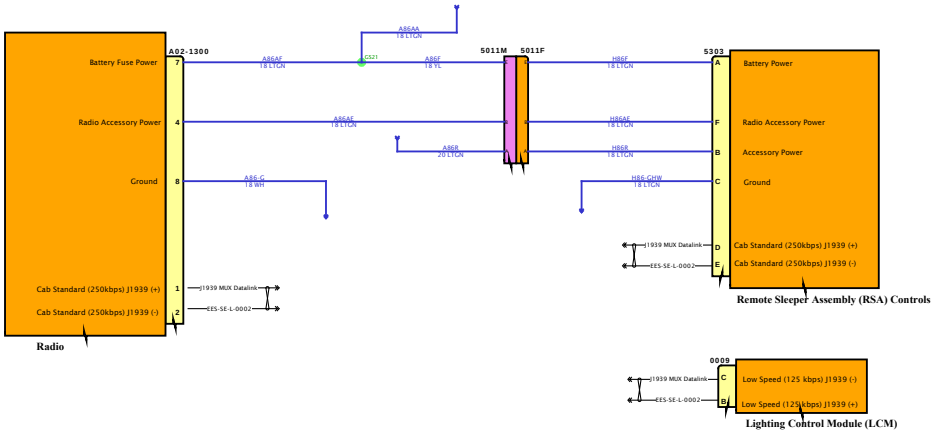

DESIGN DESCRIPTION

FEATURE CODES

SOFTWARE FEATURE CODES

DESIGN DESCRIPTION

FEATURE CODES

SOFTWARE FEATURE CODES

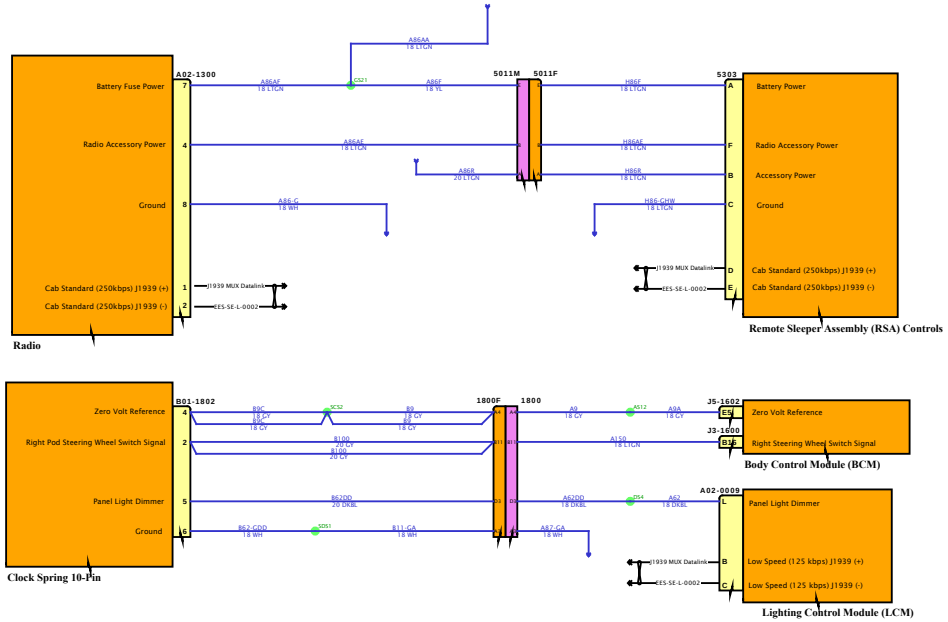

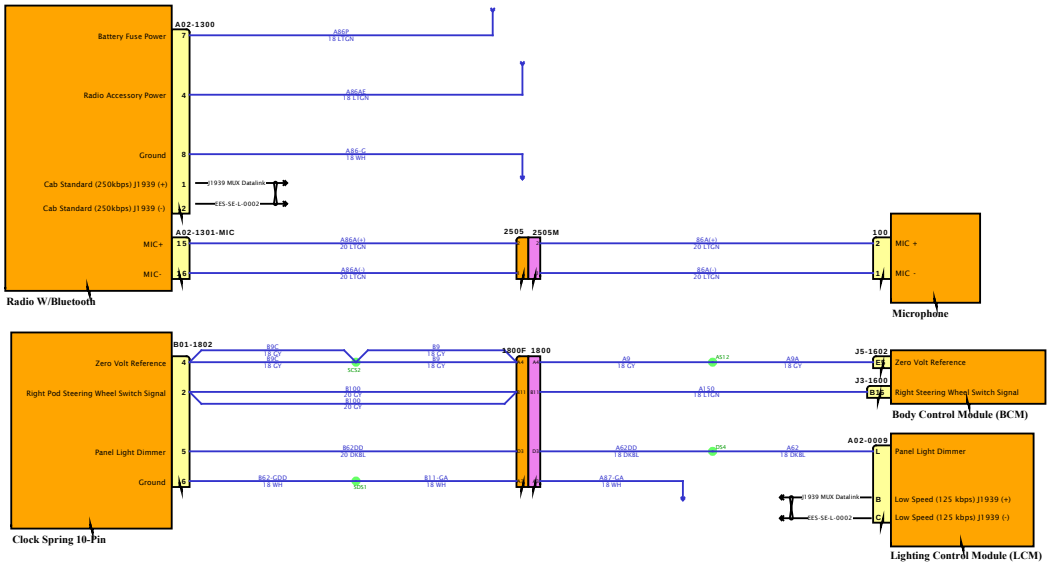

DESIGN DESCRIPTION

FEATURE CODES

SOFTWARE FEATURE CODES

Diagram1

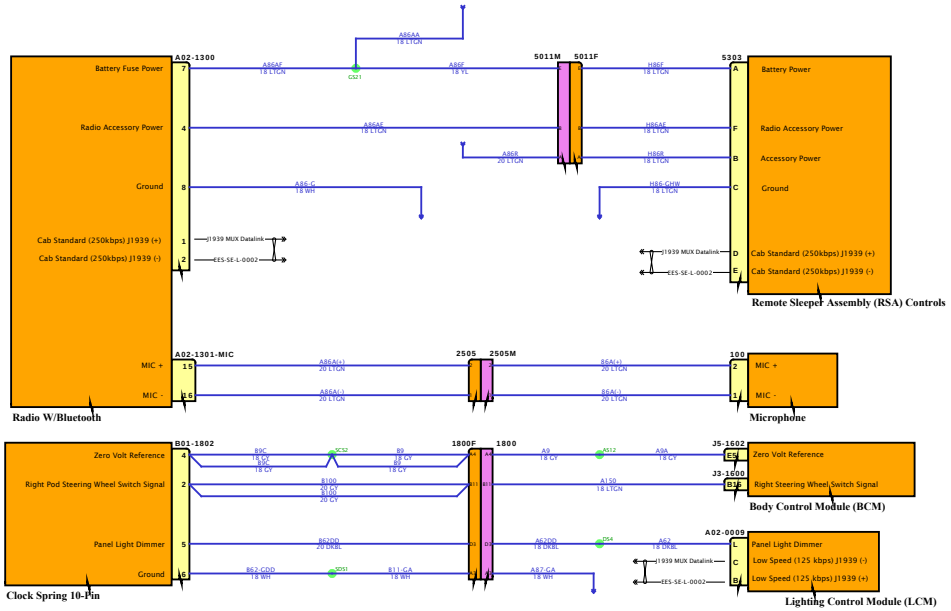

DESIGN DESCRIPTION

FEATURE CODES

SOFTWARE FEATURE CODES

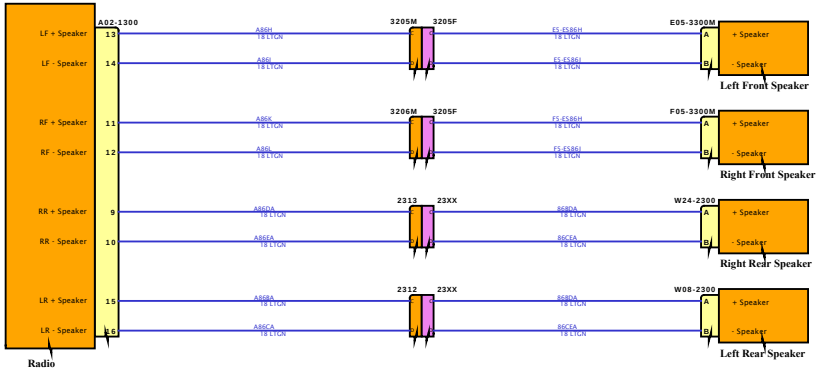

DESIGN DESCRIPTION

FEATURE CODES

SOFTWARE FEATURE CODES

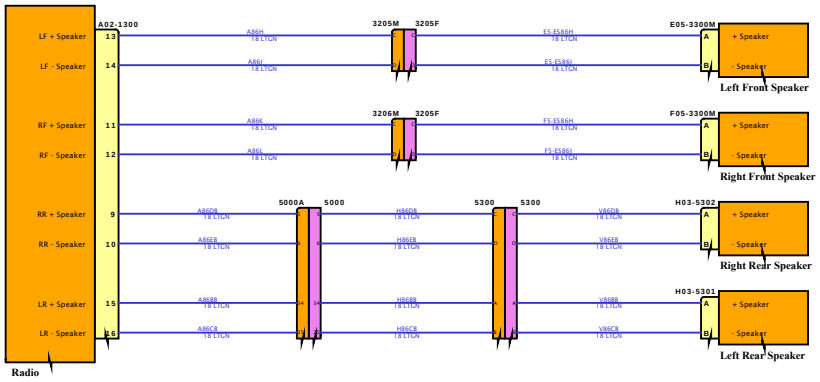

DESIGN DESCRIPTION

FEATURE CODES

SOFTWARE FEATURE CODES

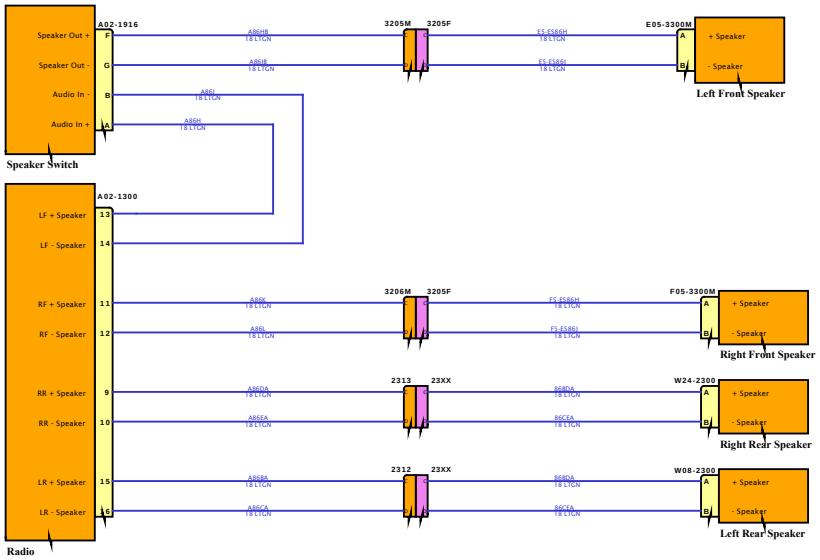

DESIGN DESCRIPTION

FEATURE CODES

SOFTWARE FEATURE CODES

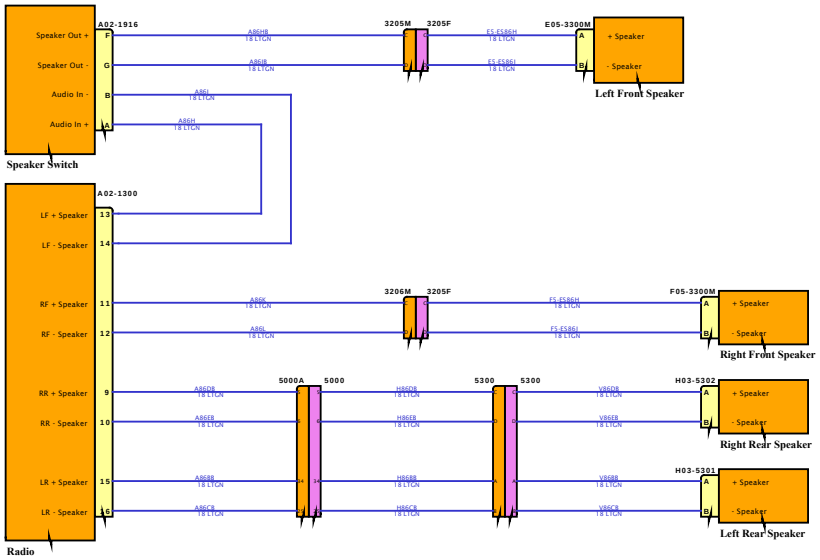

DESIGN DESCRIPTION

FEATURE CODES

SOFTWARE FEATURE CODES

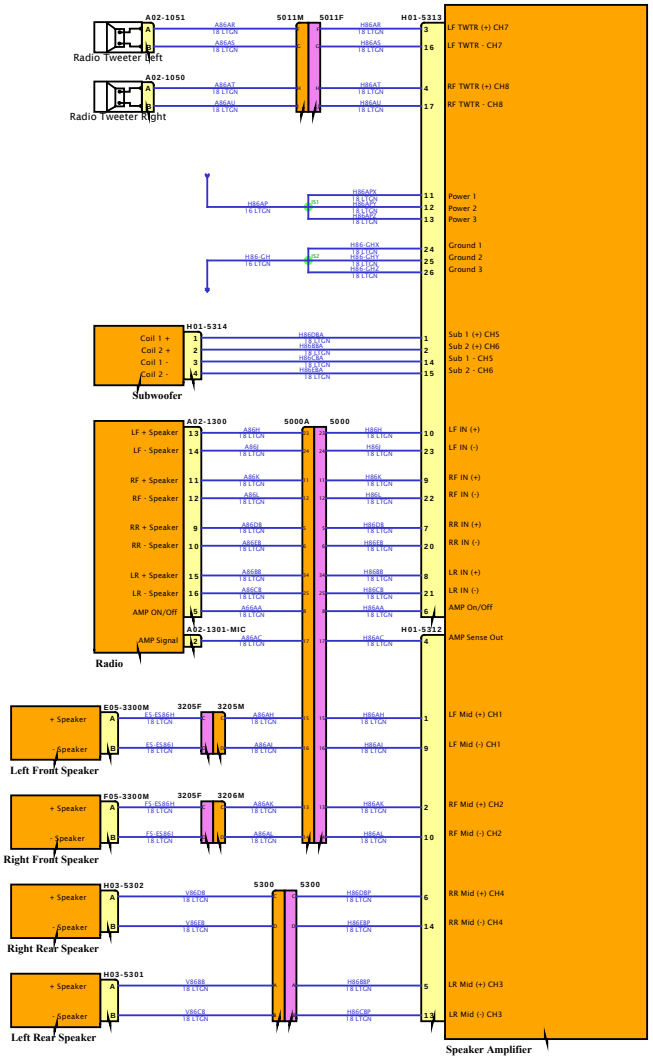

DESIGN DESCRIPTION

FEATURE CODES

SOFTWARE FEATURE CODES

DESIGN DESCRIPTION

FEATURE CODES

SOFTWARE FEATURE CODES

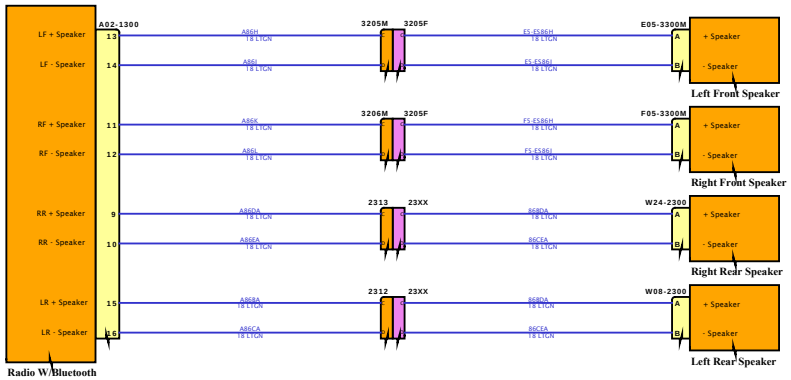

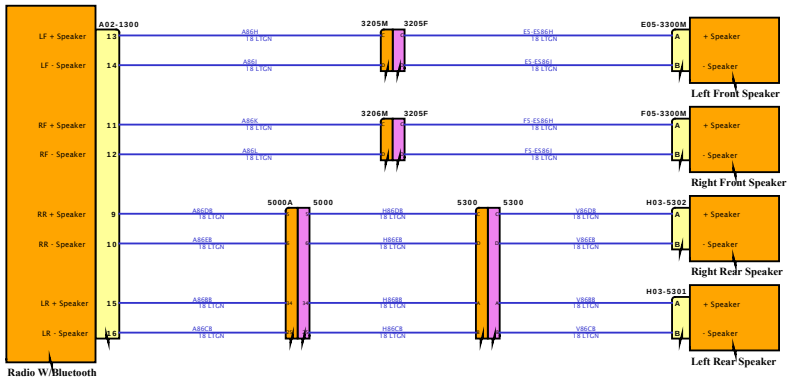

DESIGN DESCRIPTION

FEATURE CODES

SOFTWARE FEATURE CODES

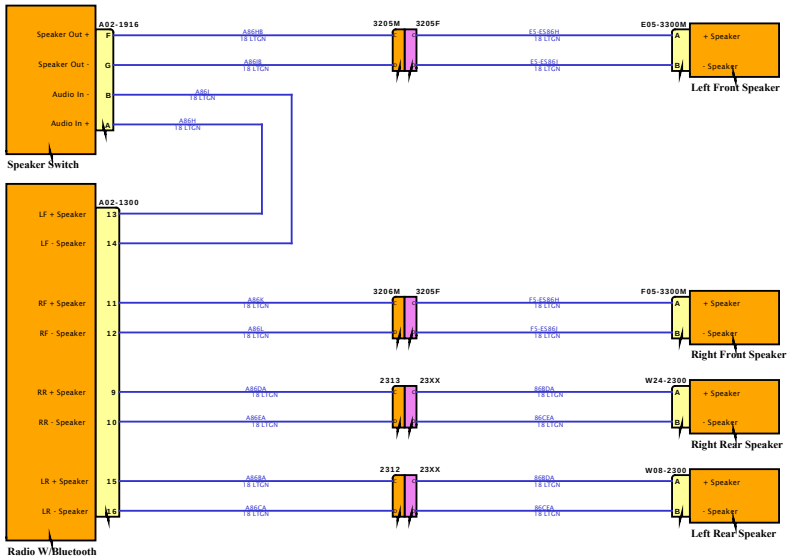

DESIGN DESCRIPTION

FEATURE CODES

SOFTWARE FEATURE CODES

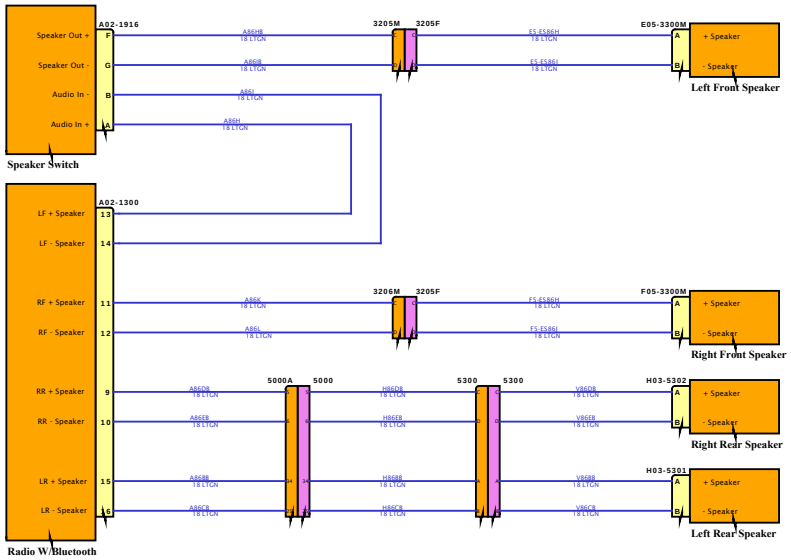

DESIGN DESCRIPTION

FEATURE CODES

SOFTWARE FEATURE CODES

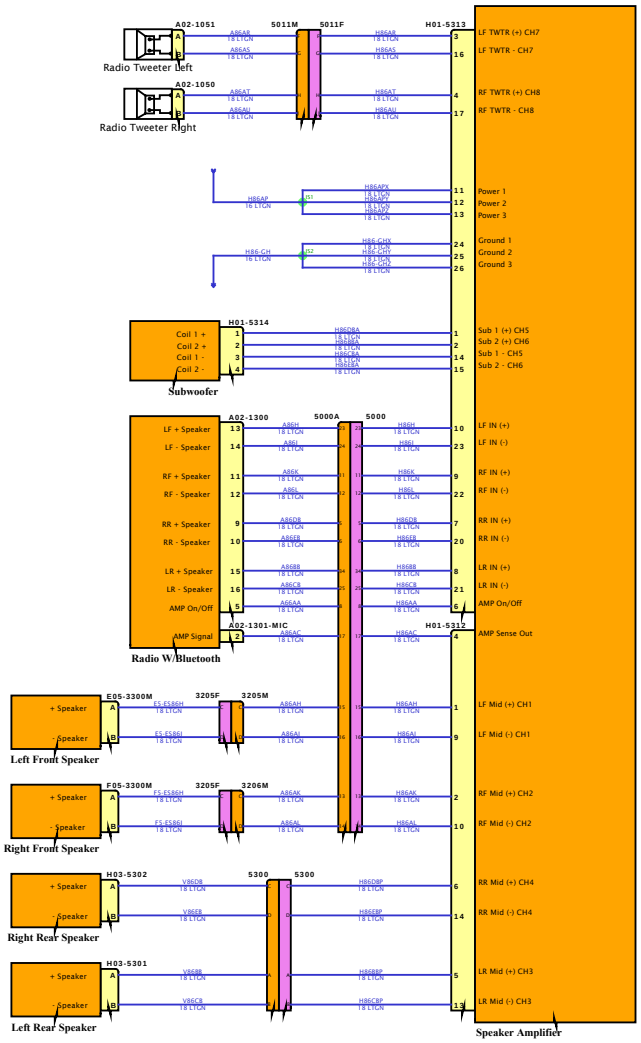

DESIGN DESCRIPTION

FEATURE CODES

SOFTWARE FEATURE CODES

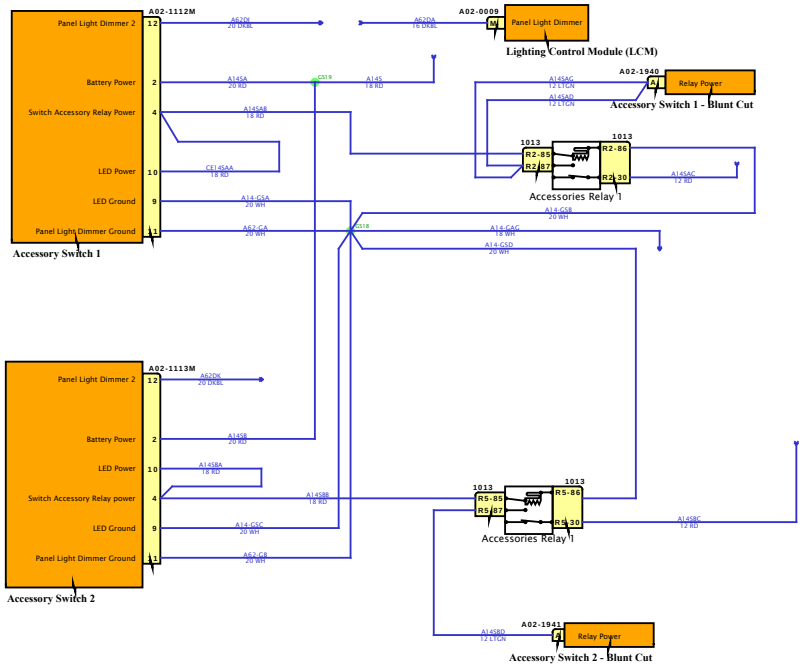

DESIGN DESCRIPTION

FEATURE CODES

SOFTWARE FEATURE CODES

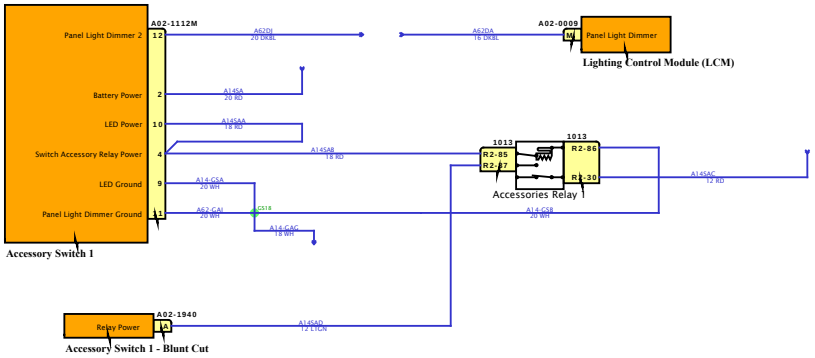

DESIGN DESCRIPTION

FEATURE CODES

SOFTWARE FEATURE CODES

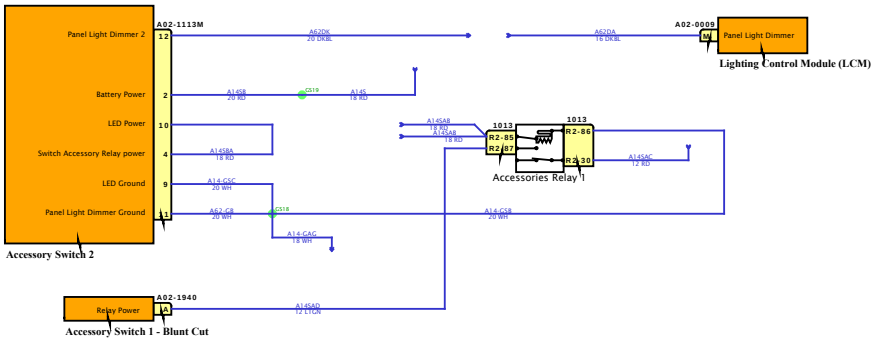

DESIGN DESCRIPTION

FEATURE CODES

SOFTWARE FEATURE CODES

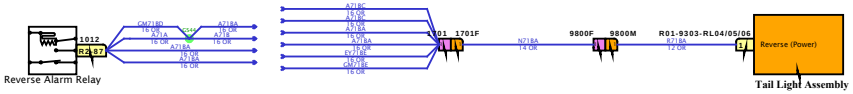

DESIGN DESCRIPTION

FEATURE CODES

SOFTWARE FEATURE CODES

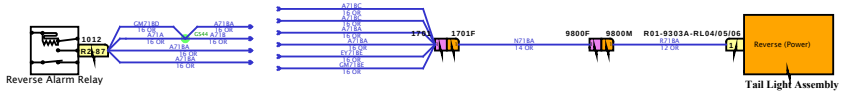

DESIGN DESCRIPTION

FEATURE CODES

SOFTWARE FEATURE CODES

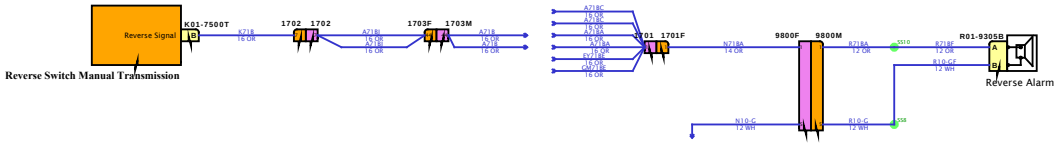

DESIGN DESCRIPTION

FEATURE CODES

SOFTWARE FEATURE CODES

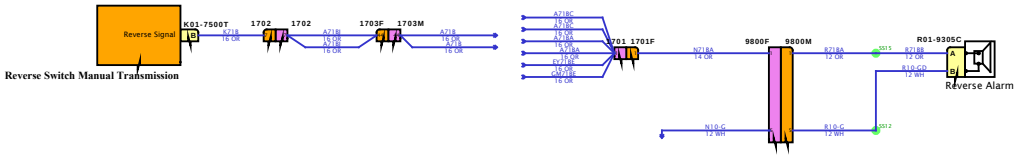

DESIGN DESCRIPTION

FEATURE CODES

SOFTWARE FEATURE CODES

Diagram3

DESIGN DESCRIPTION

FEATURE CODES

SOFTWARE FEATURE CODES

Diagram4

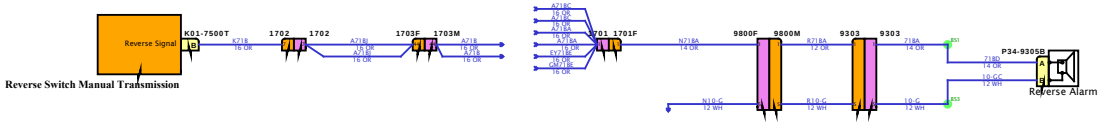

DESIGN DESCRIPTION

FEATURE CODES

SOFTWARE FEATURE CODES

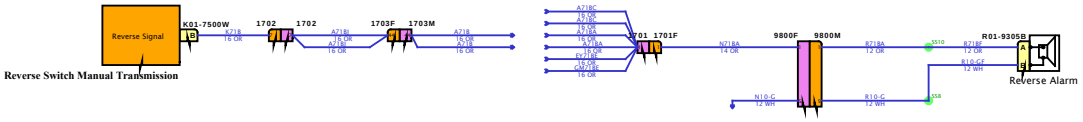

DESIGN DESCRIPTION

FEATURE CODES

SOFTWARE FEATURE CODES

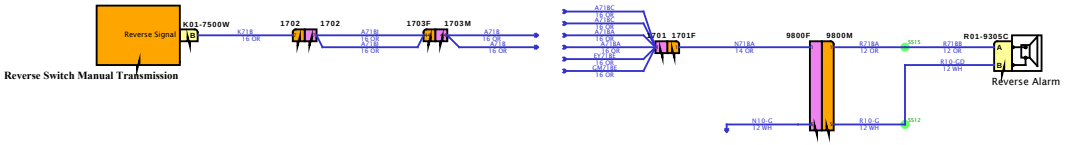

DESIGN DESCRIPTION

FEATURE CODES

SOFTWARE FEATURE CODES

Diagram7

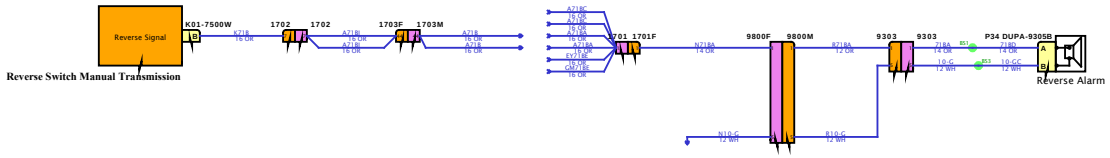

DESIGN DESCRIPTION

FEATURE CODES

SOFTWARE FEATURE CODES

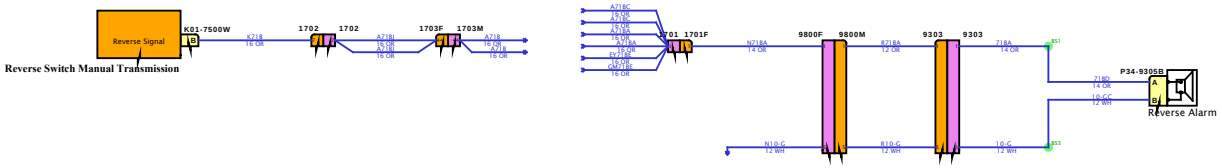

DESIGN DESCRIPTION

FEATURE CODES

SOFTWARE FEATURE CODES

DESIGN DESCRIPTION

FEATURE CODES

SOFTWARE FEATURE CODES

DESIGN DESCRIPTION

FEATURE CODES

SOFTWARE FEATURE CODES

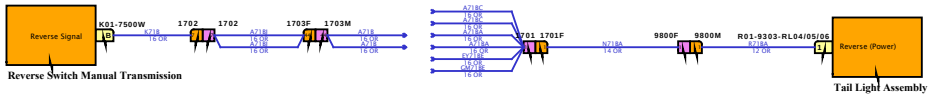

DESIGN DESCRIPTION

FEATURE CODES

SOFTWARE FEATURE CODES

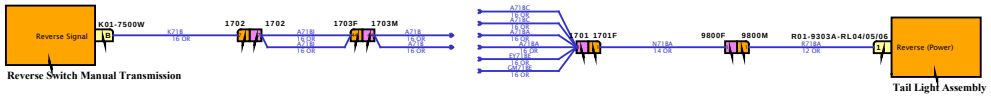

DESIGN DESCRIPTION

FEATURE CODES

SOFTWARE FEATURE CODES

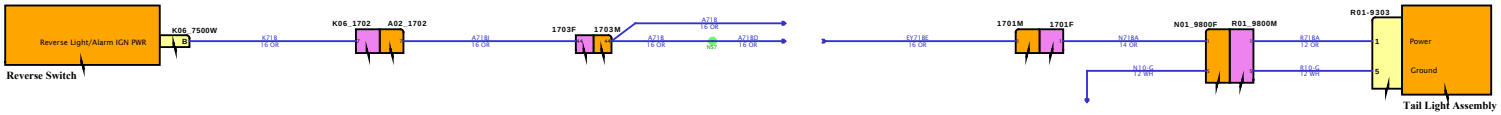

DESIGN DESCRIPTION

FEATURE CODES

SOFTWARE FEATURE CODES

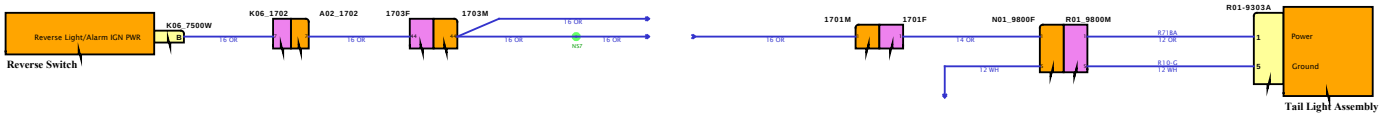

DESIGN DESCRIPTION

FEATURE CODES

SOFTWARE FEATURE CODES

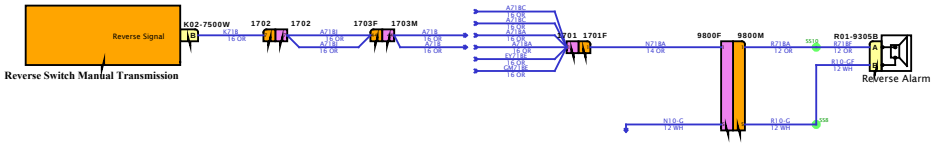

DESIGN DESCRIPTION

FEATURE CODES

SOFTWARE FEATURE CODES

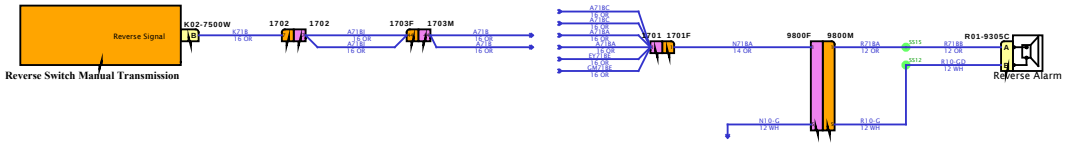

DESIGN DESCRIPTION

FEATURE CODES

SOFTWARE FEATURE CODES

Diagram3

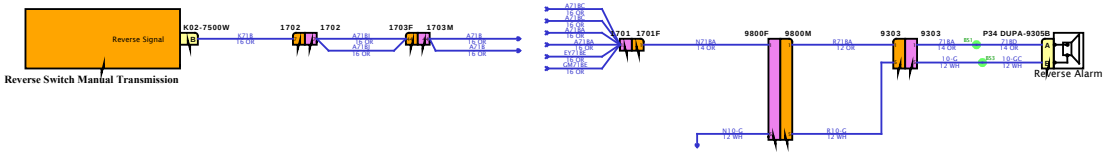

DESIGN DESCRIPTION

FEATURE CODES

SOFTWARE FEATURE CODES

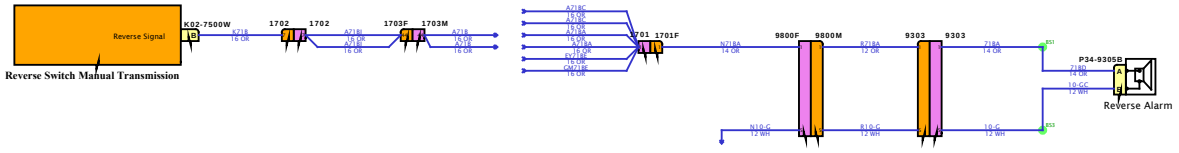

DESIGN DESCRIPTION

FEATURE CODES

SOFTWARE FEATURE CODES

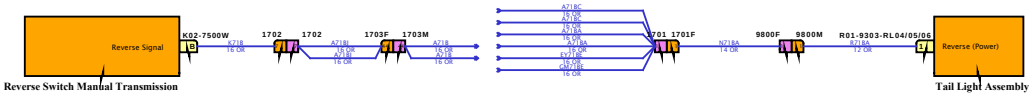

DESIGN DESCRIPTION

FEATURE CODES

SOFTWARE FEATURE CODES

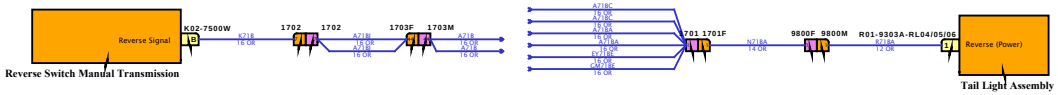

DESIGN DESCRIPTION

FEATURE CODES

SOFTWARE FEATURE CODES

DESIGN DESCRIPTION

FEATURE CODES

SOFTWARE FEATURE CODES

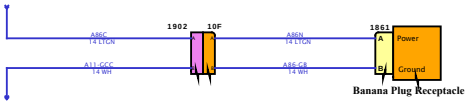

Diagram1

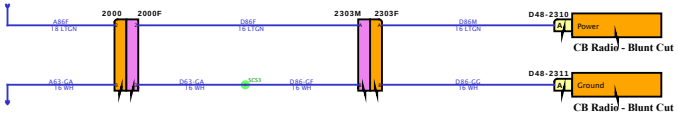

DESIGN DESCRIPTION

FEATURE CODES

SOFTWARE FEATURE CODES

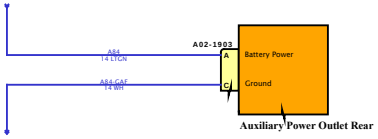

DESIGN DESCRIPTION

FEATURE CODES

SOFTWARE FEATURE CODES

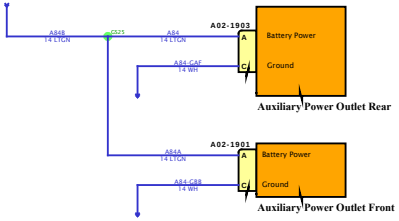

DESIGN DESCRIPTION

FEATURE CODES

SOFTWARE FEATURE CODES

Diagram2

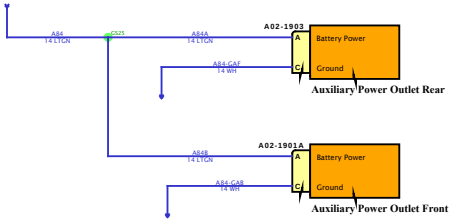

DESIGN DESCRIPTION

FEATURE CODES

SOFTWARE FEATURE CODES

DESIGN DESCRIPTION

FEATURE CODES

SOFTWARE FEATURE CODES

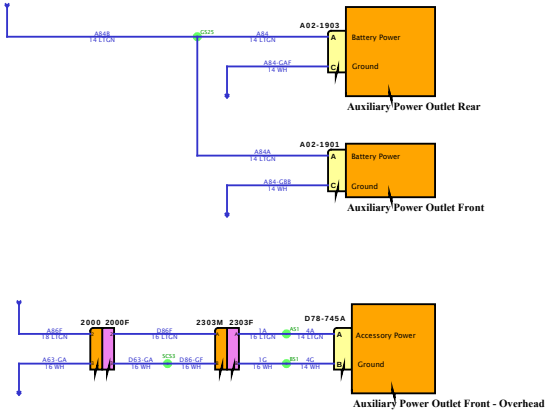

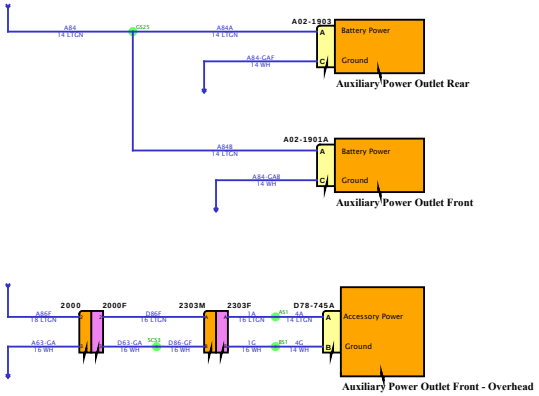

DESIGN DESCRIPTION

FEATURE CODES

SOFTWARE FEATURE CODES

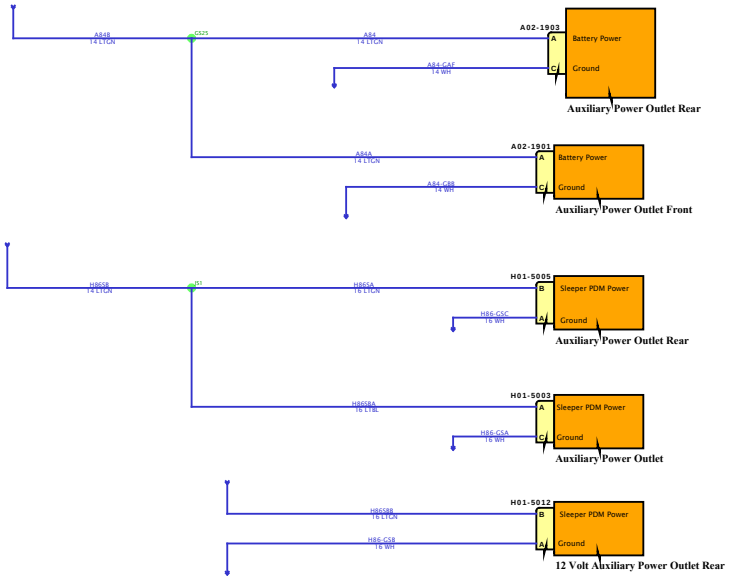

DESIGN DESCRIPTION

FEATURE CODES

SOFTWARE FEATURE CODES

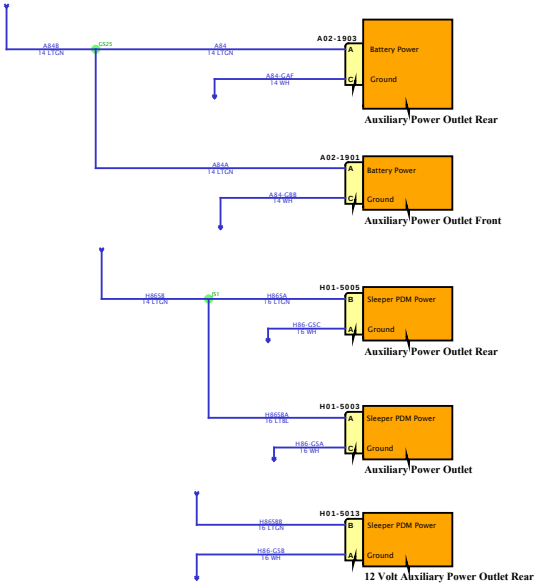

DESIGN DESCRIPTION

FEATURE CODES

SOFTWARE FEATURE CODES

Diagram3

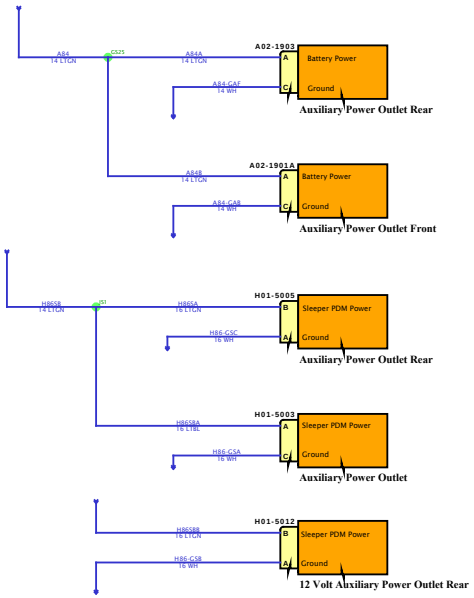

DESIGN DESCRIPTION

FEATURE CODES

SOFTWARE FEATURE CODES

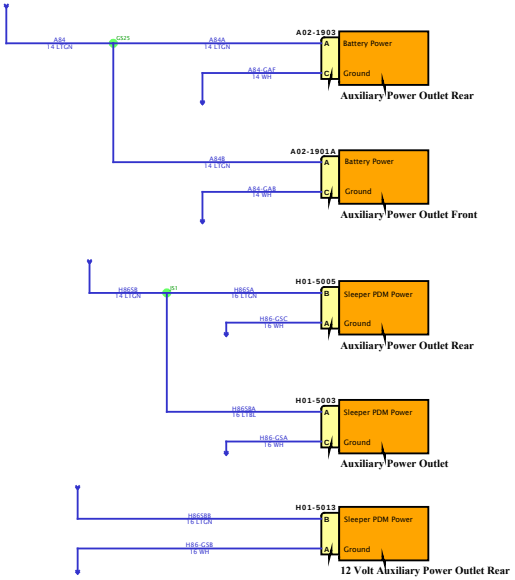

DESIGN DESCRIPTION

FEATURE CODES

SOFTWARE FEATURE CODES

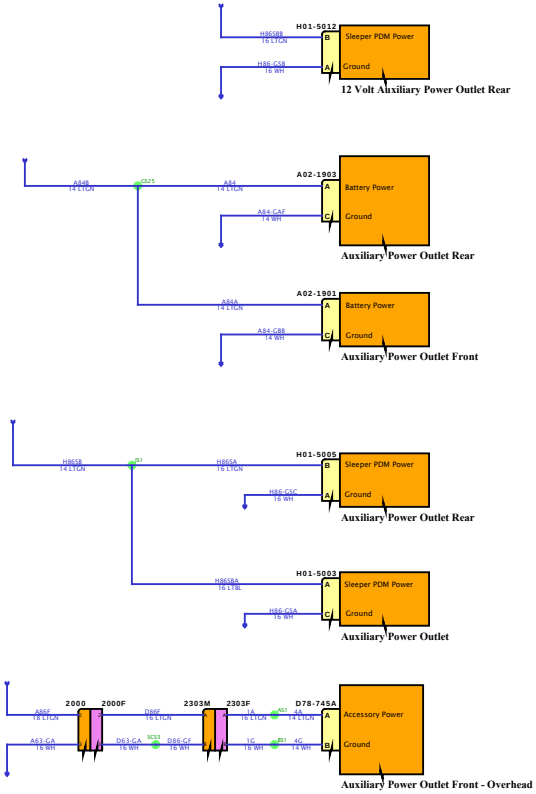

DESIGN DESCRIPTION

FEATURE CODES

SOFTWARE FEATURE CODES

Diagram2

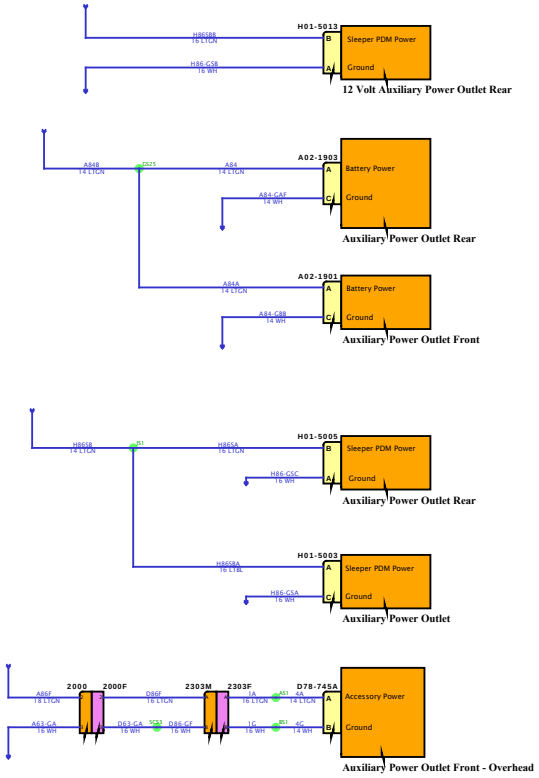

DESIGN DESCRIPTION

FEATURE CODES

SOFTWARE FEATURE CODES

Diagram3

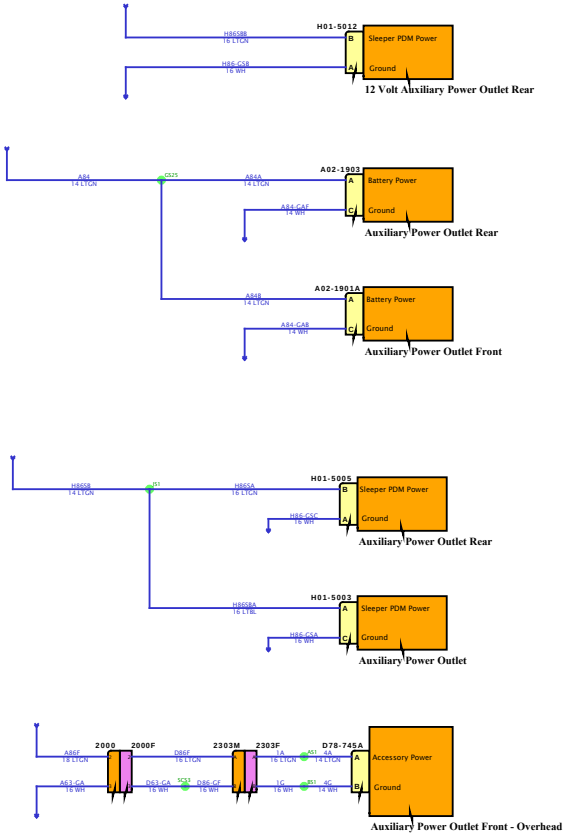

DESIGN DESCRIPTION

FEATURE CODES

SOFTWARE FEATURE CODES

Diagram4

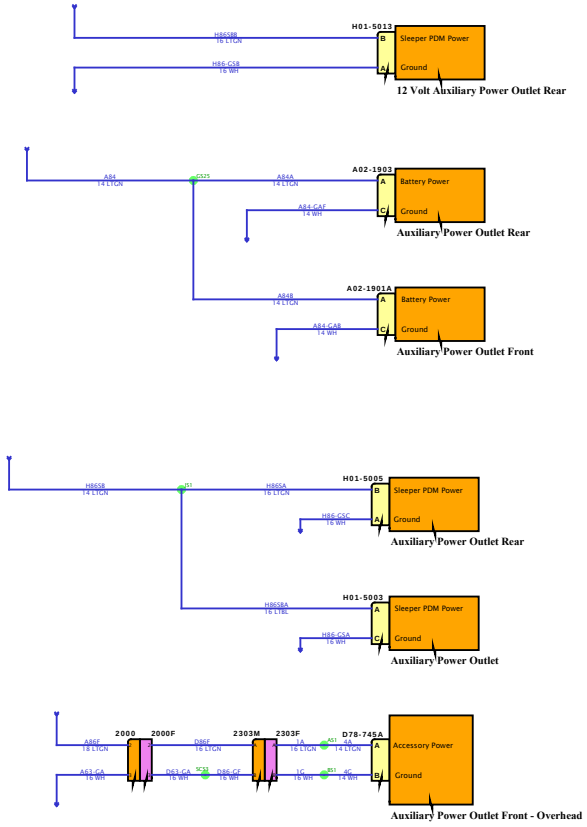

DESIGN DESCRIPTION

FEATURE CODES

SOFTWARE FEATURE CODES

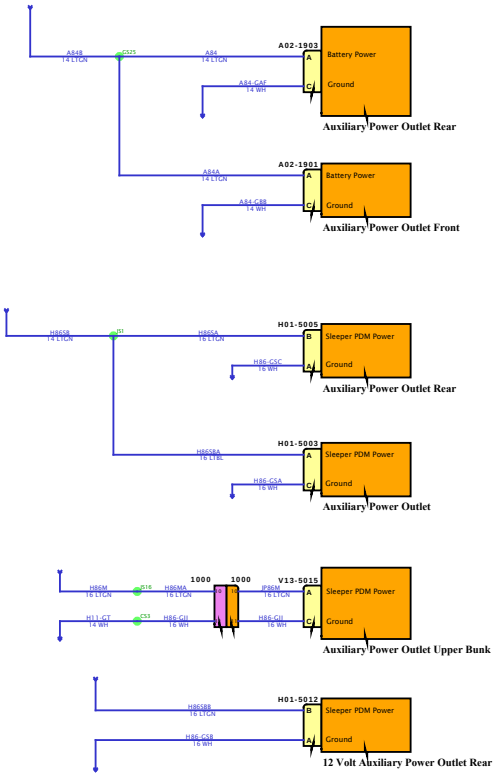

DESIGN DESCRIPTION

FEATURE CODES

SOFTWARE FEATURE CODES

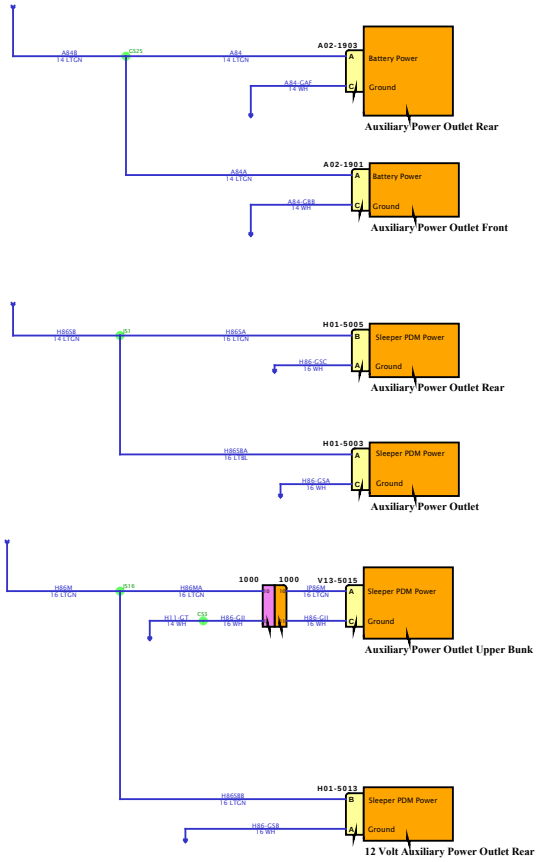

DESIGN DESCRIPTION

FEATURE CODES

SOFTWARE FEATURE CODES

Diagram3

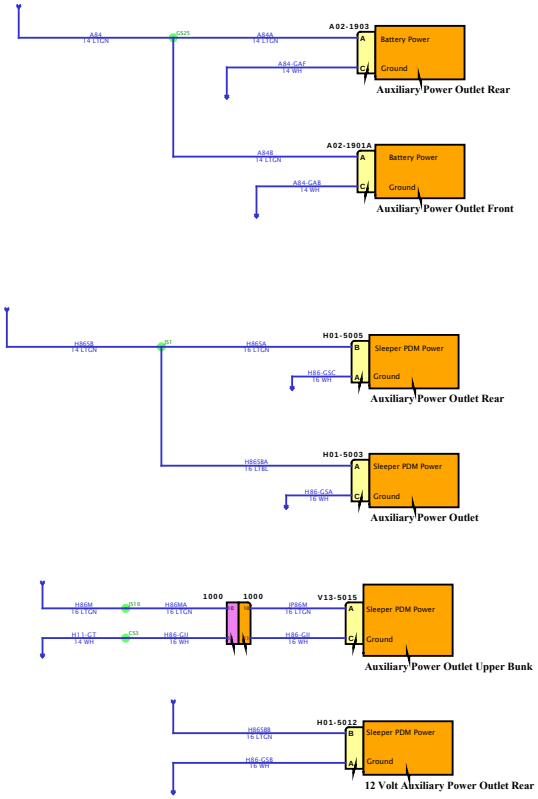

DESIGN DESCRIPTION

FEATURE CODES

SOFTWARE FEATURE CODES

Diagram4

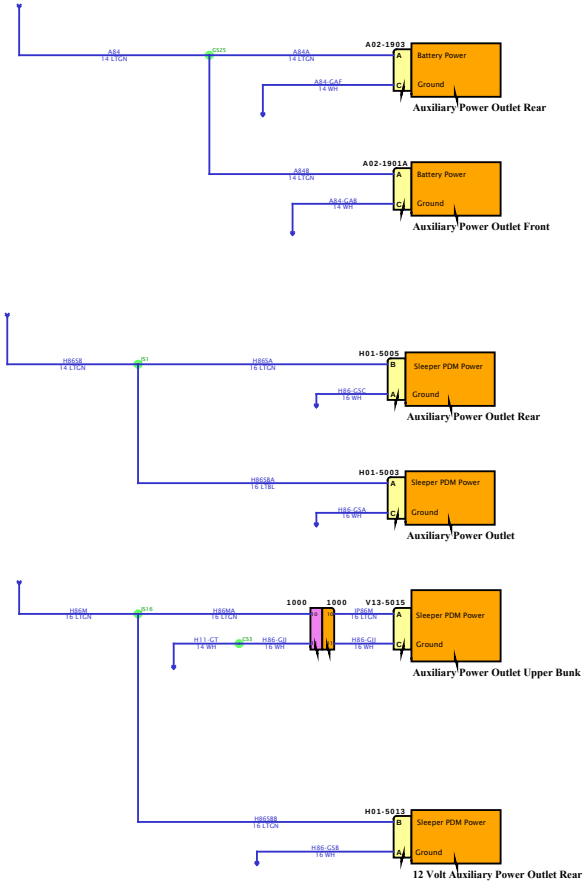

DESIGN DESCRIPTION

FEATURE CODES

SOFTWARE FEATURE CODES

Diagram1-Combination1

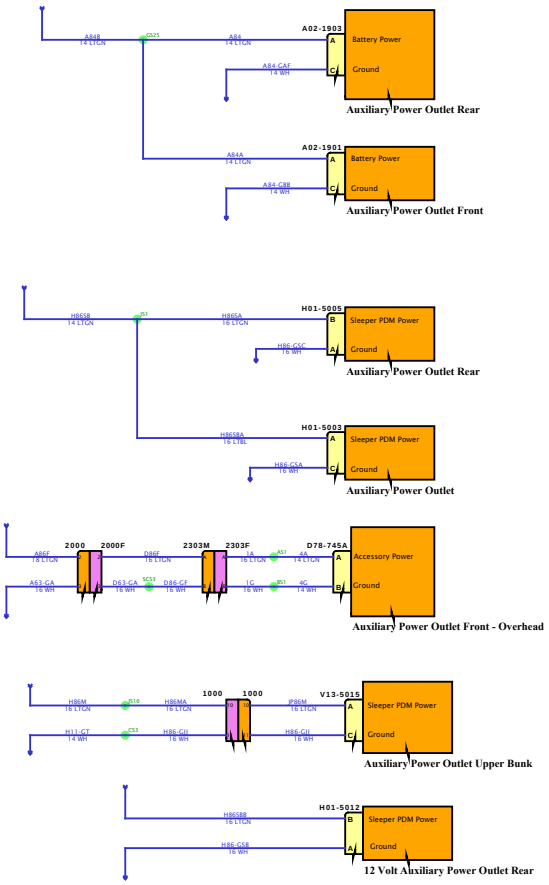

DESIGN DESCRIPTION

FEATURE CODES

SOFTWARE FEATURE CODES

DESIGN DESCRIPTION

FEATURE CODES

SOFTWARE FEATURE CODES

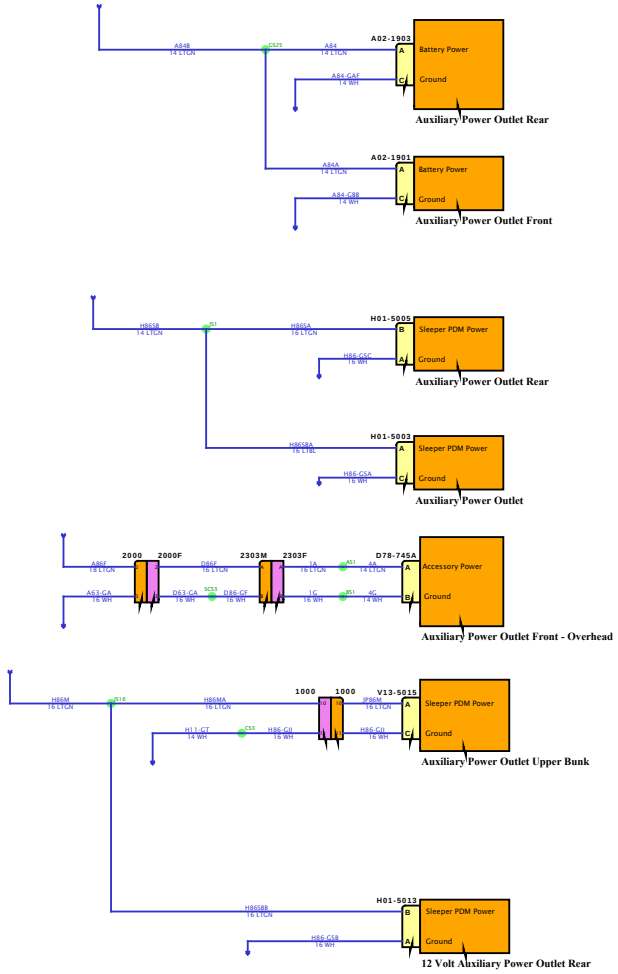

Diagram1-Combination3

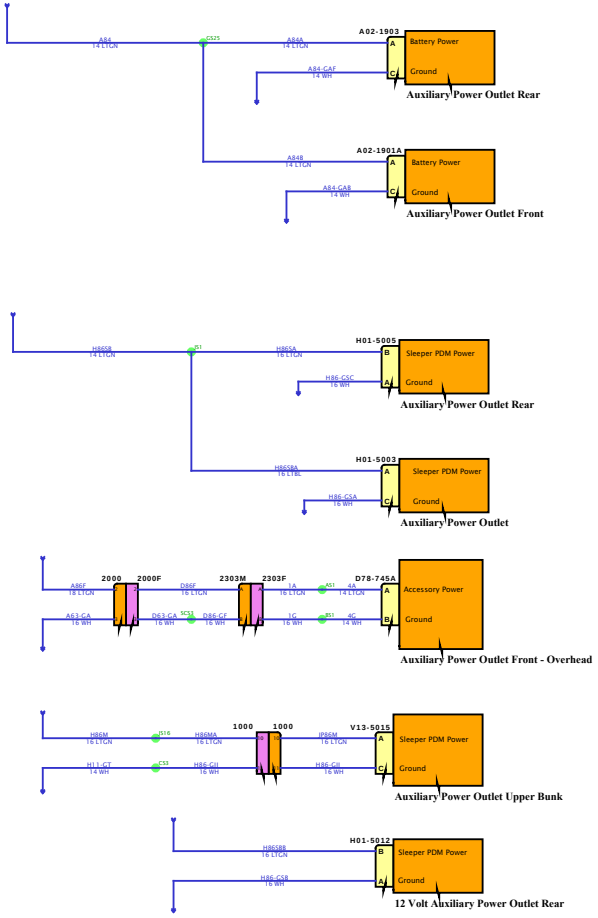

DESIGN DESCRIPTION

FEATURE CODES

SOFTWARE FEATURE CODES

DESIGN DESCRIPTION

FEATURE CODES

SOFTWARE FEATURE CODES

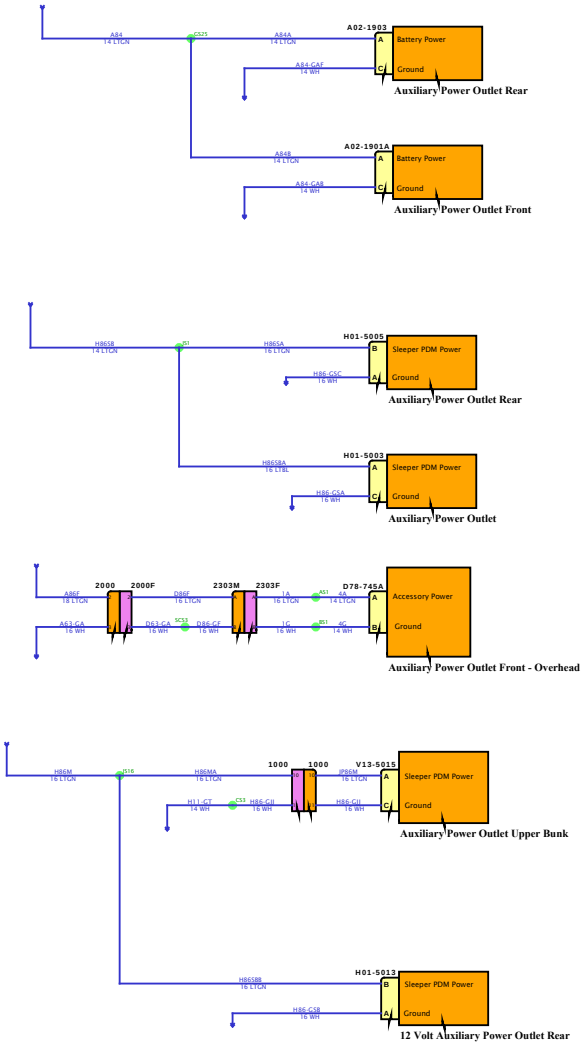

DESIGN DESCRIPTION

FEATURE CODES

SOFTWARE FEATURE CODES

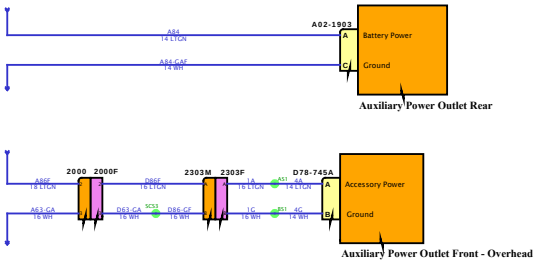

Diagram1

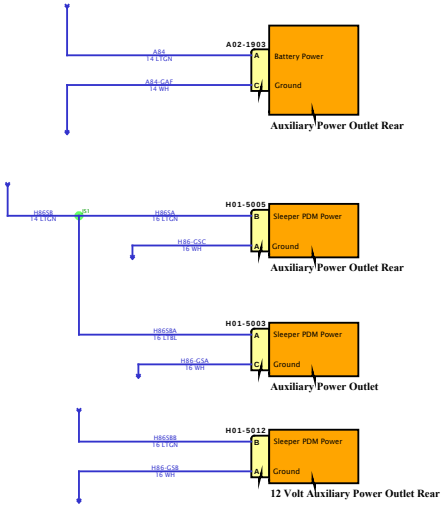

DESIGN DESCRIPTION

FEATURE CODES

SOFTWARE FEATURE CODES

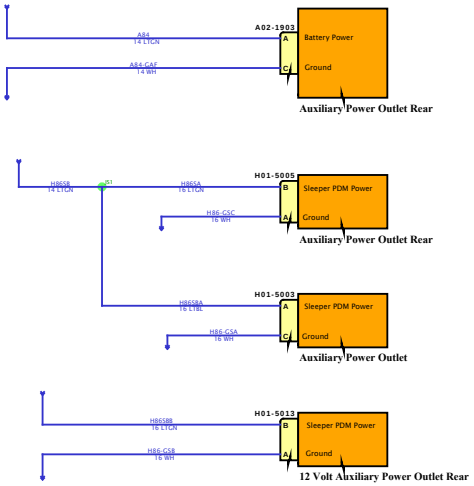

DESIGN DESCRIPTION

FEATURE CODES

SOFTWARE FEATURE CODES

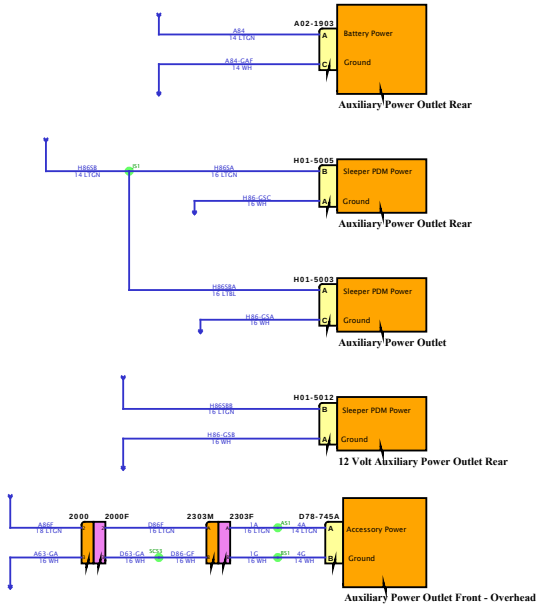

DESIGN DESCRIPTION

FEATURE CODES

SOFTWARE FEATURE CODES

DESIGN DESCRIPTION

FEATURE CODES

SOFTWARE FEATURE CODES

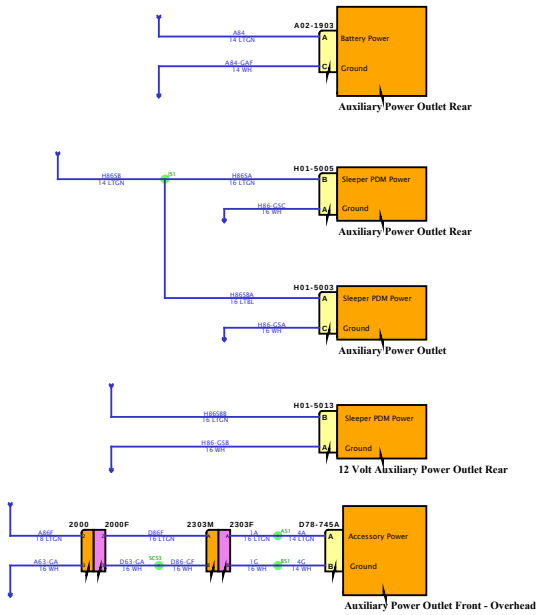

Diagram1

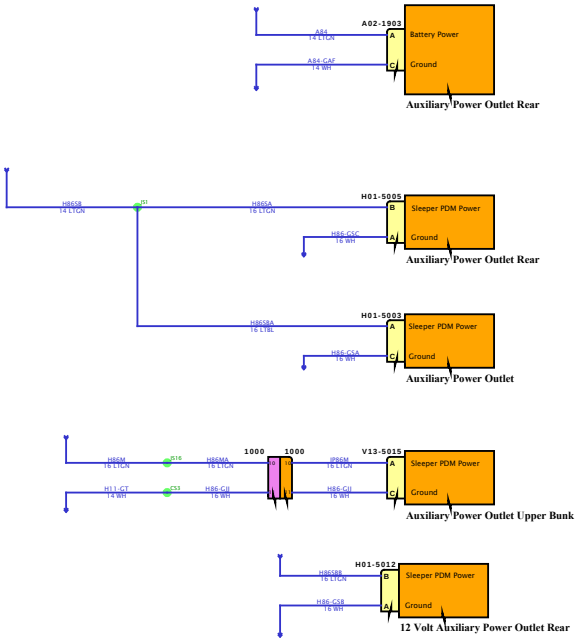

DESIGN DESCRIPTION

FEATURE CODES

SOFTWARE FEATURE CODES

DESIGN DESCRIPTION

FEATURE CODES

SOFTWARE FEATURE CODES

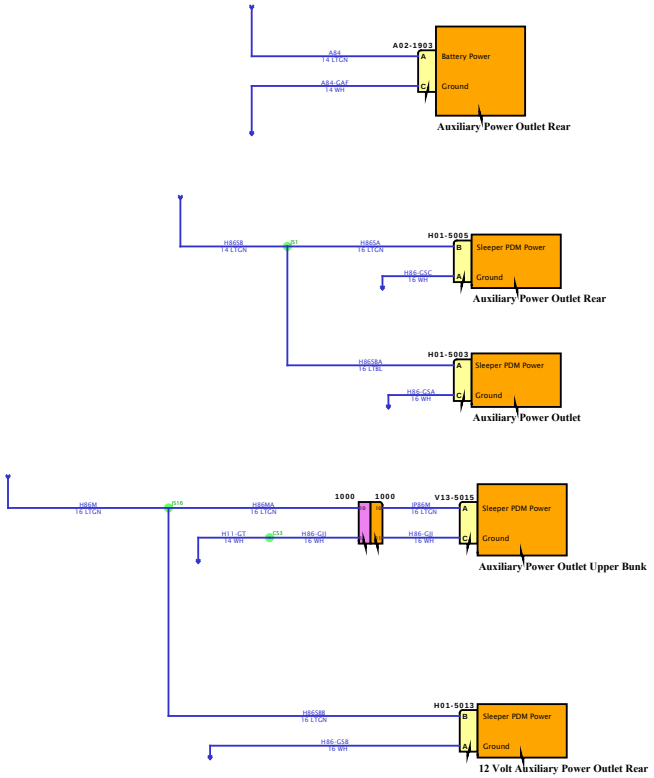

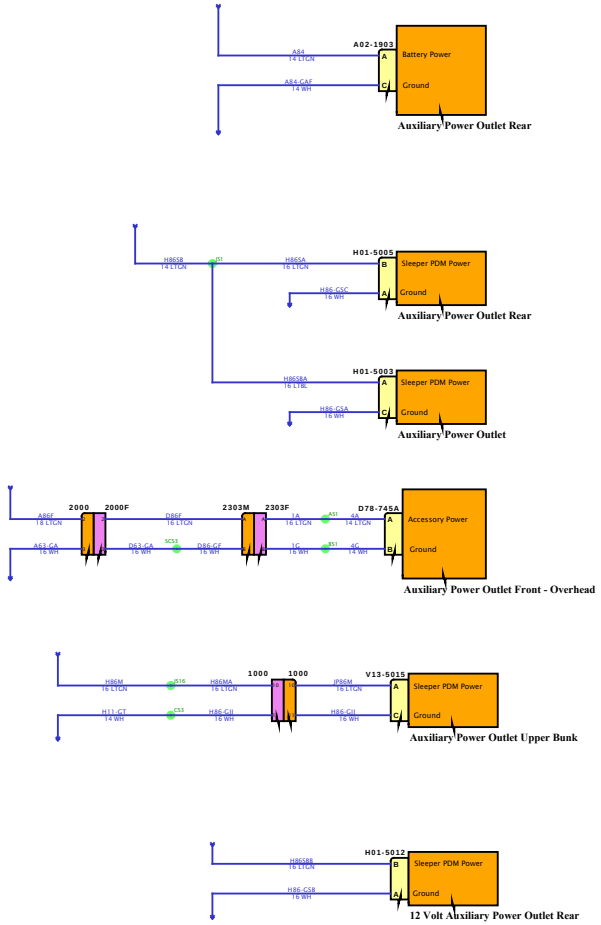

DESIGN DESCRIPTION

FEATURE CODES

SOFTWARE FEATURE CODES

Diagram2

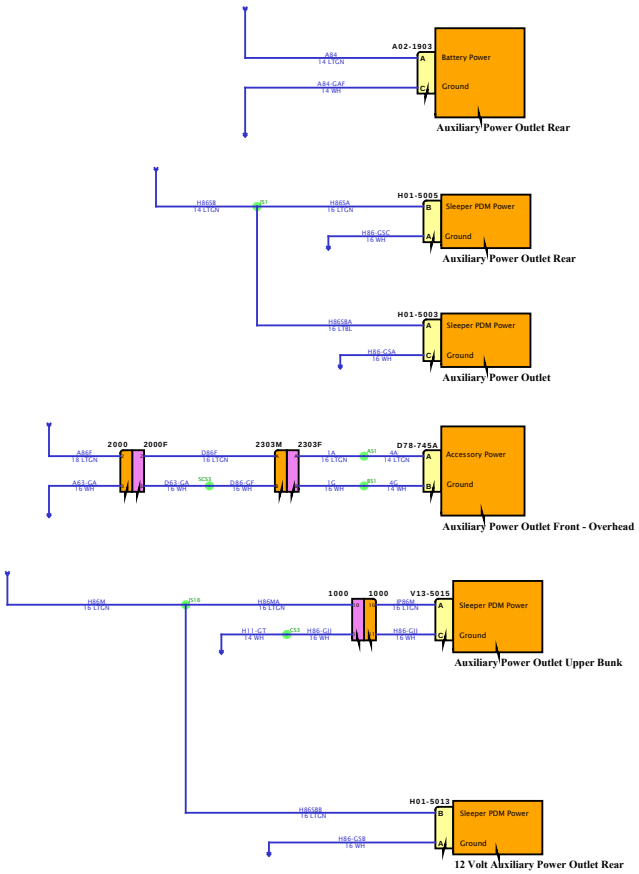

DESIGN DESCRIPTION

FEATURE CODES

SOFTWARE FEATURE CODES

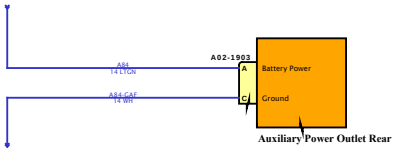

DESIGN DESCRIPTION

FEATURE CODES

SOFTWARE FEATURE CODES

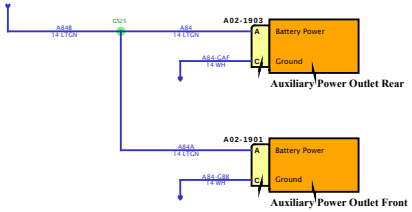

DESIGN DESCRIPTION

FEATURE CODES

SOFTWARE FEATURE CODES

Diagram2

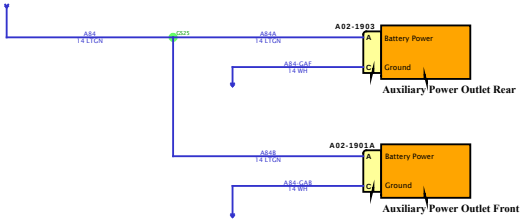

DESIGN DESCRIPTION

FEATURE CODES

SOFTWARE FEATURE CODES

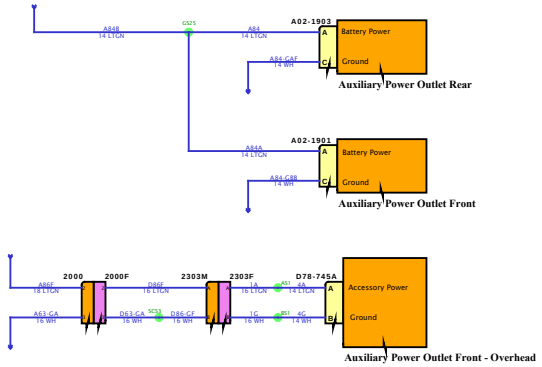

DESIGN DESCRIPTION

FEATURE CODES

SOFTWARE FEATURE CODES

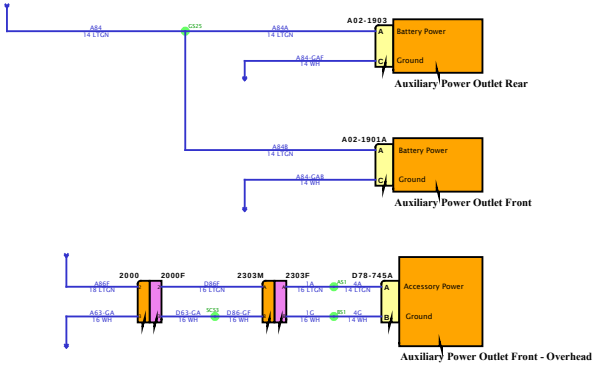

DESIGN DESCRIPTION

FEATURE CODES

SOFTWARE FEATURE CODES

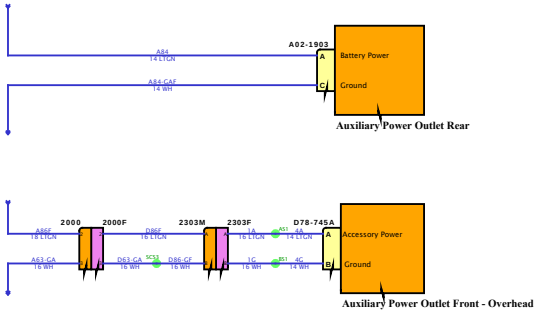

DESIGN DESCRIPTION

FEATURE CODES

SOFTWARE FEATURE CODES

Diagram1

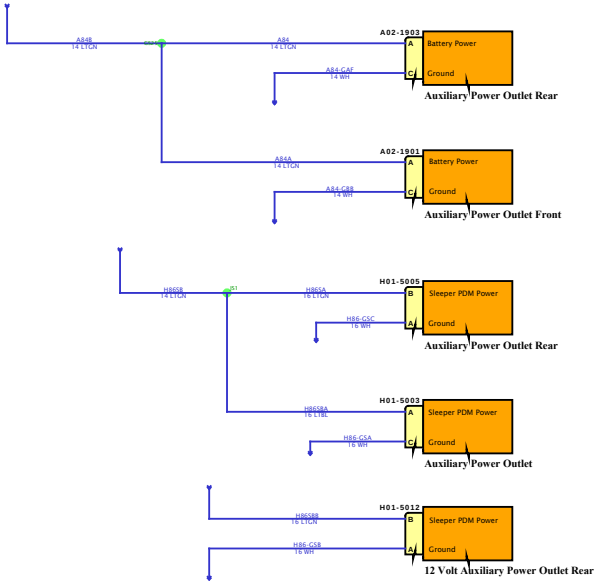

DESIGN DESCRIPTION

FEATURE CODES

SOFTWARE FEATURE CODES

Diagram2

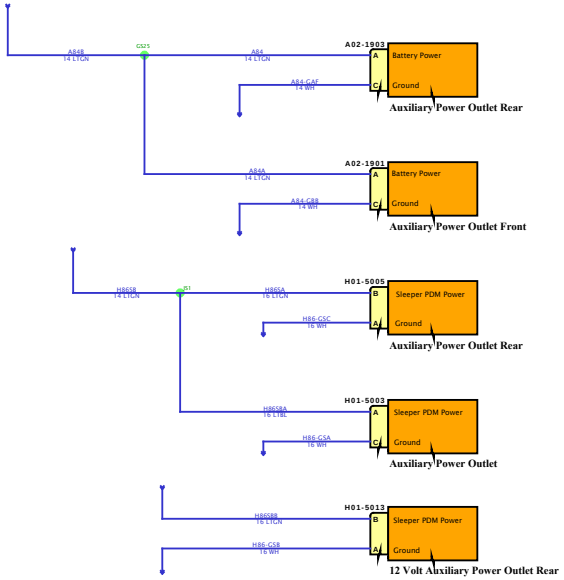

DESIGN DESCRIPTION

FEATURE CODES

SOFTWARE FEATURE CODES

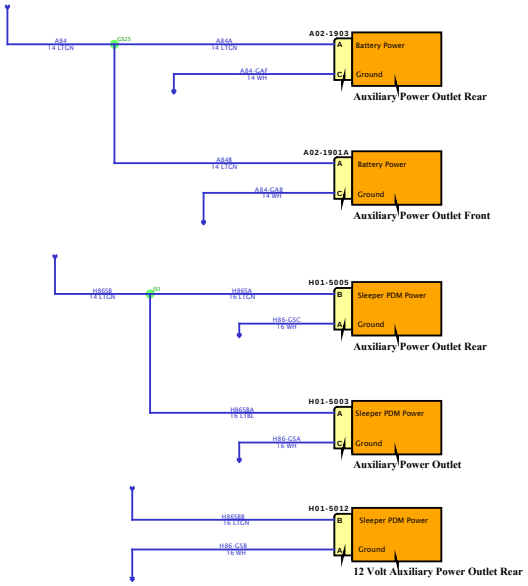

DESIGN DESCRIPTION

FEATURE CODES

SOFTWARE FEATURE CODES

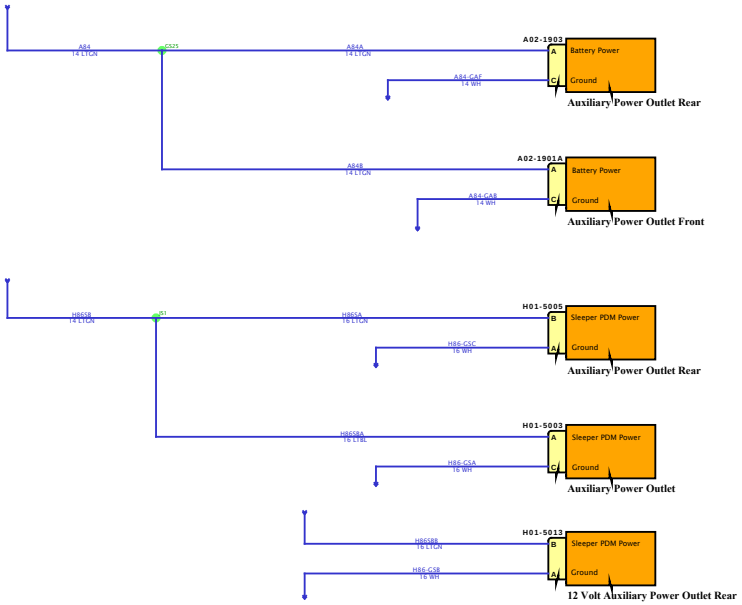

DESIGN DESCRIPTION

FEATURE CODES

SOFTWARE FEATURE CODES

Diagram1

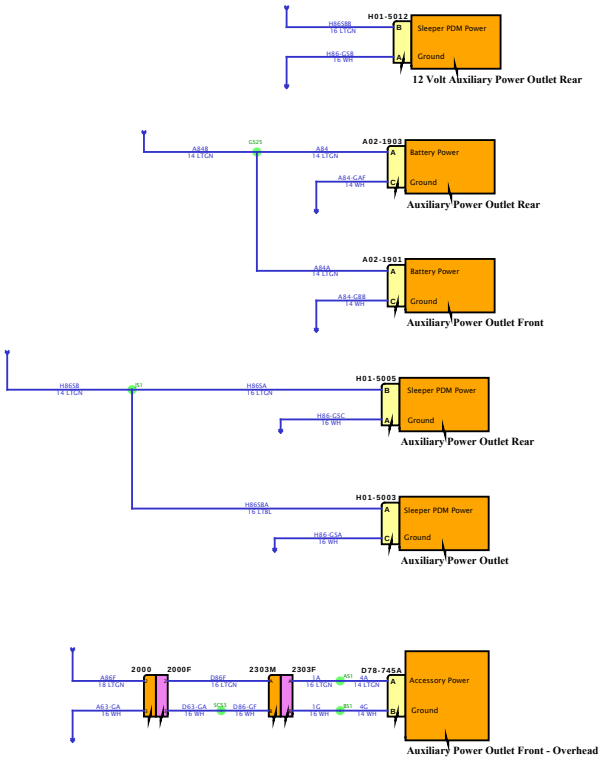

DESIGN DESCRIPTION

FEATURE CODES

SOFTWARE FEATURE CODES

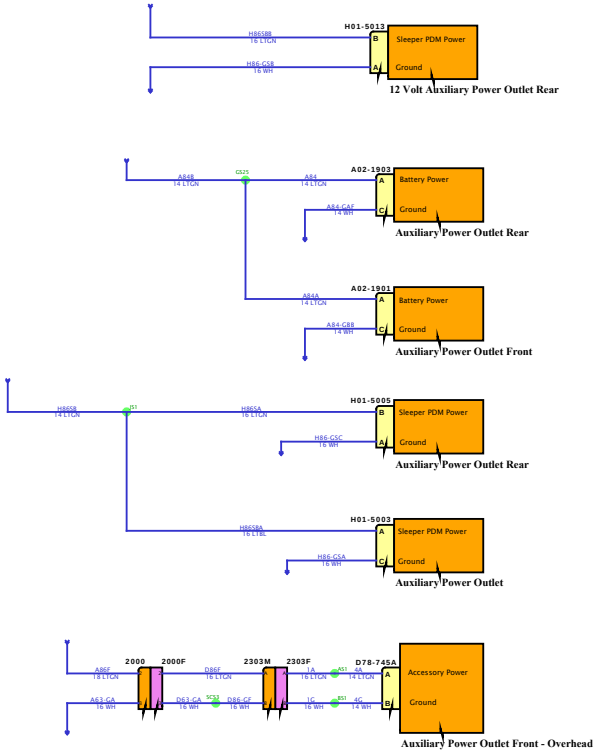

DESIGN DESCRIPTION

FEATURE CODES

SOFTWARE FEATURE CODES

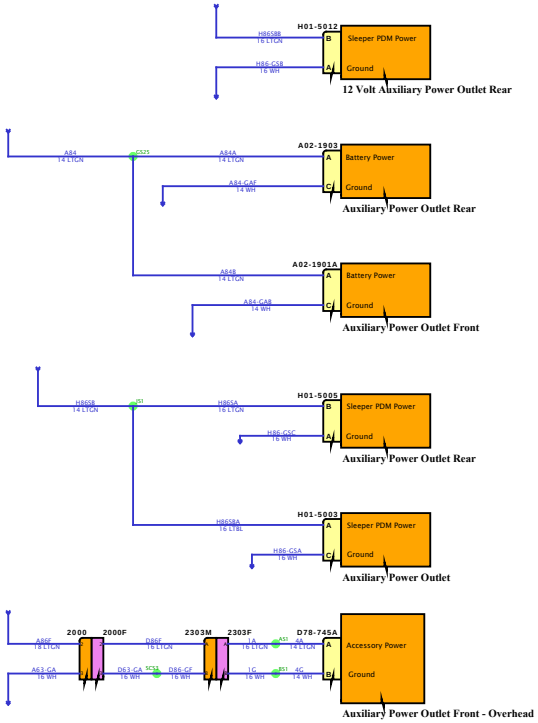

DESIGN DESCRIPTION

FEATURE CODES

SOFTWARE FEATURE CODES

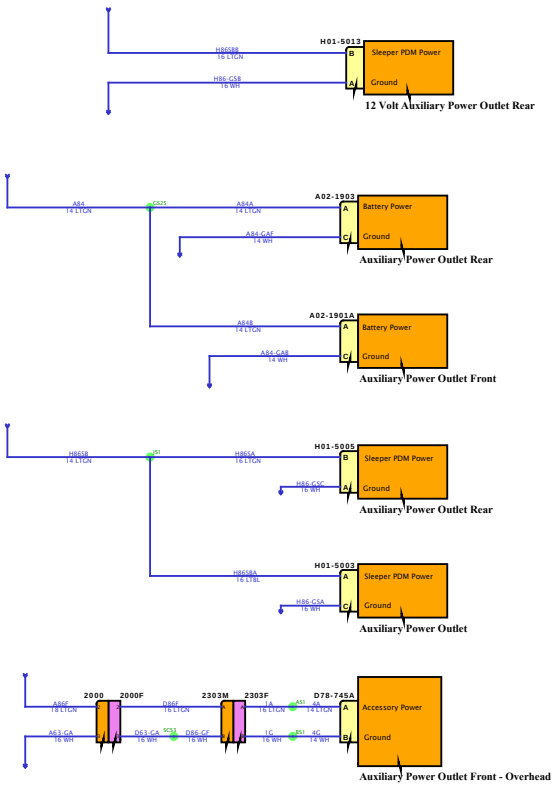

DESIGN DESCRIPTION

FEATURE CODES

SOFTWARE FEATURE CODES

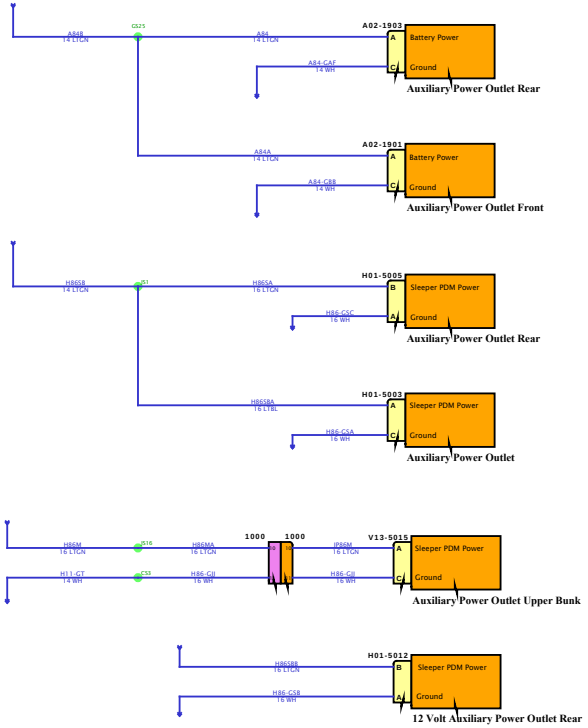

DESIGN DESCRIPTION

FEATURE CODES

SOFTWARE FEATURE CODES

DESIGN DESCRIPTION

FEATURE CODES

SOFTWARE FEATURE CODES

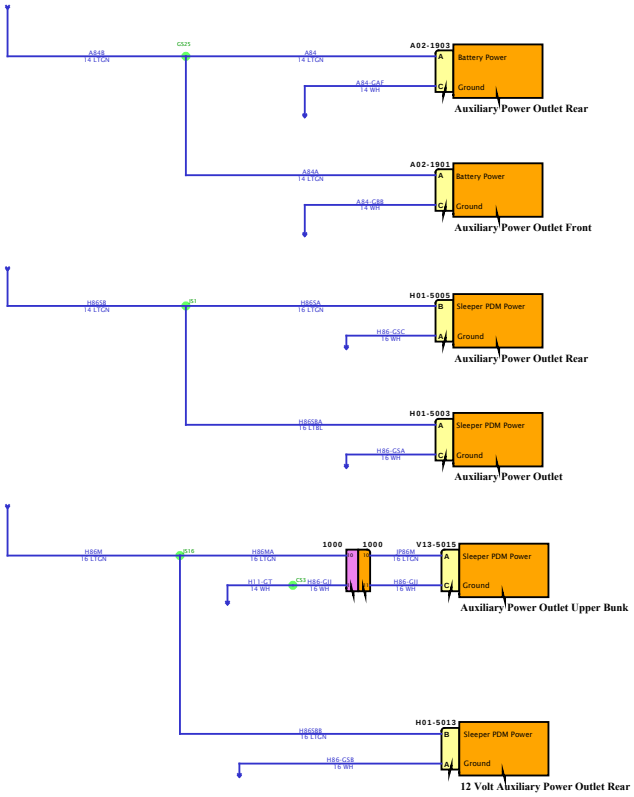

Diagram3

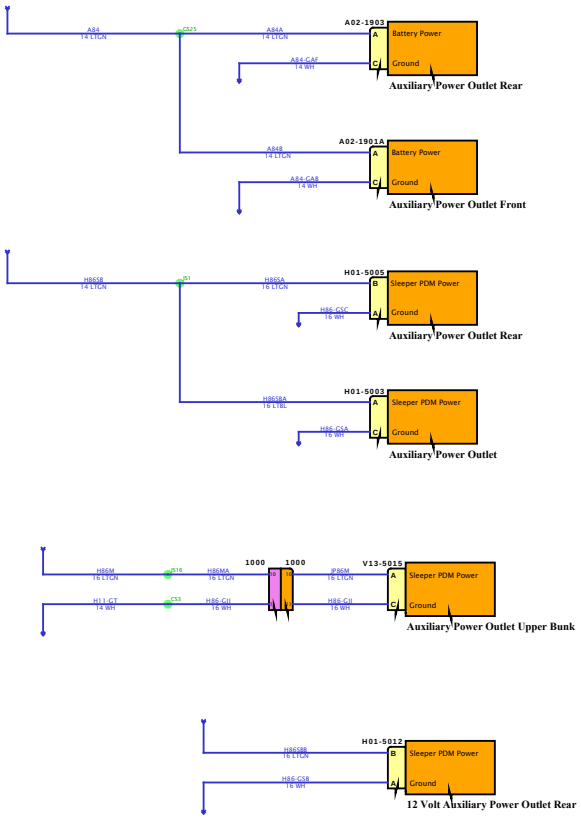

DESIGN DESCRIPTION

FEATURE CODES

SOFTWARE FEATURE CODES

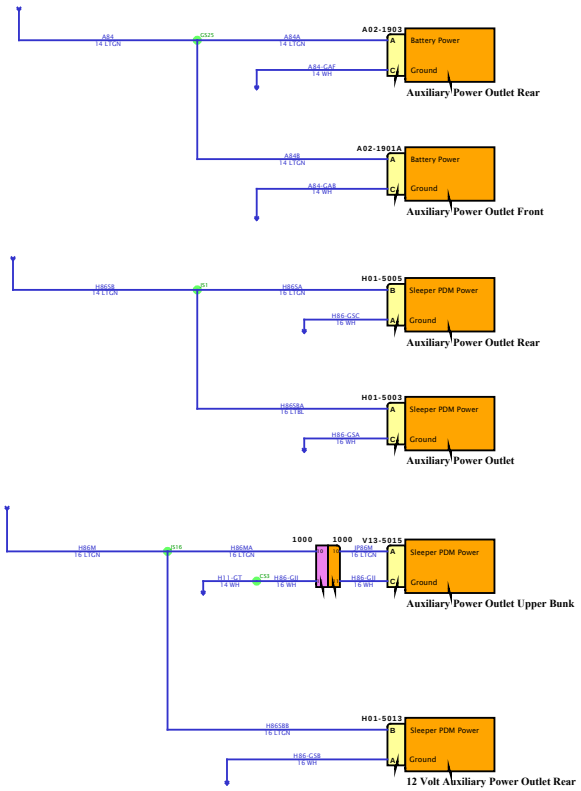

DESIGN DESCRIPTION

FEATURE CODES

SOFTWARE FEATURE CODES

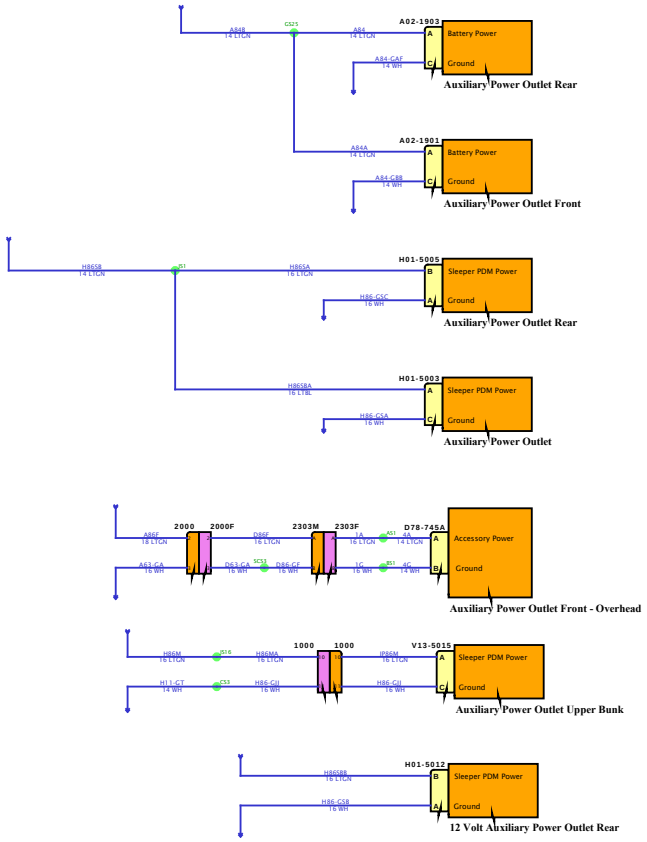

DESIGN DESCRIPTION

FEATURE CODES

SOFTWARE FEATURE CODES

DESIGN DESCRIPTION

FEATURE CODES

SOFTWARE FEATURE CODES

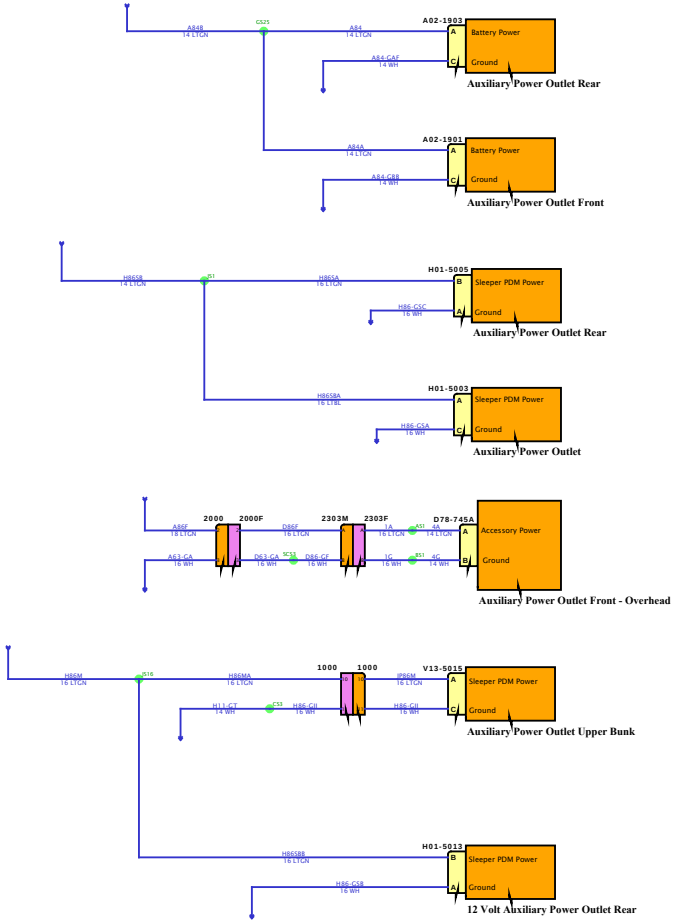

Diagram3

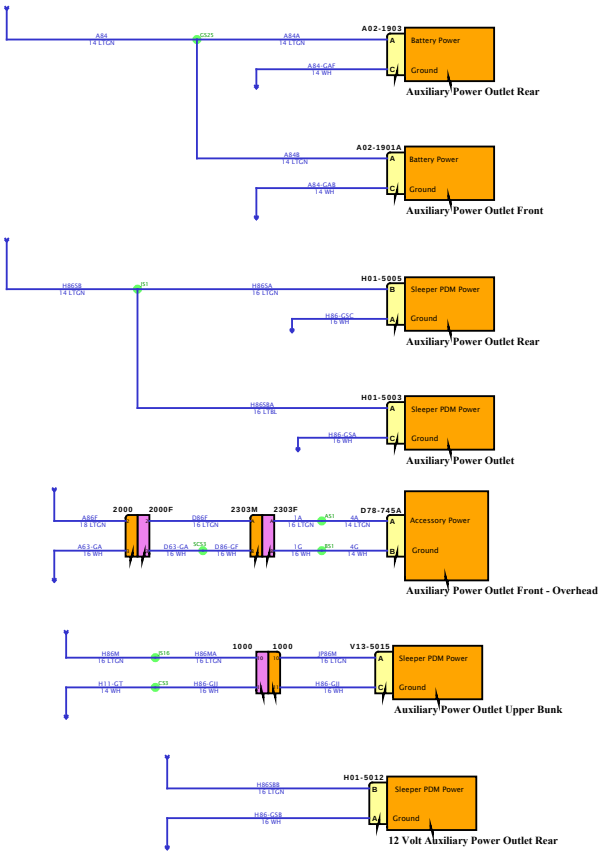

DESIGN DESCRIPTION

FEATURE CODES

SOFTWARE FEATURE CODES

Diagram4

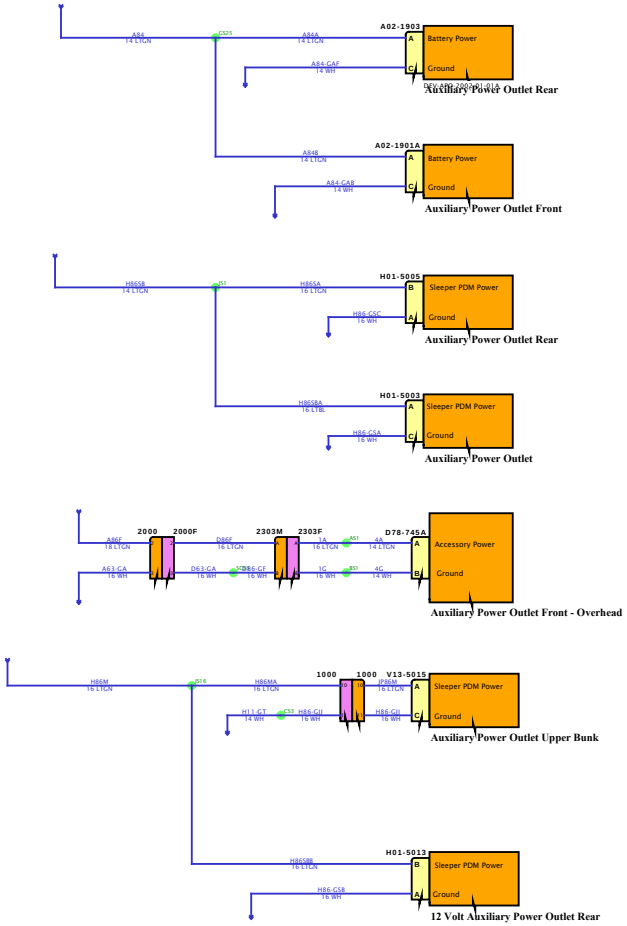

DESIGN DESCRIPTION

FEATURE CODES

SOFTWARE FEATURE CODES

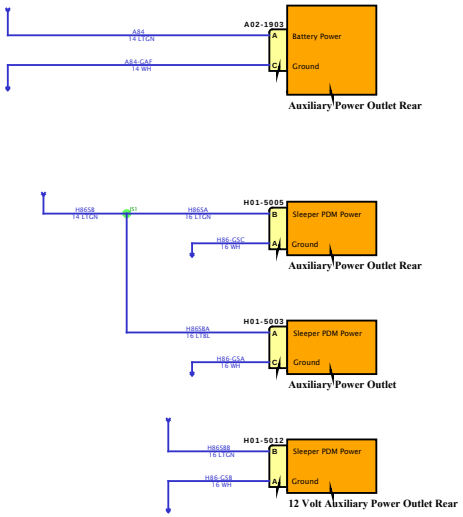

DESIGN DESCRIPTION

FEATURE CODES

SOFTWARE FEATURE CODES

DESIGN DESCRIPTION

FEATURE CODES

SOFTWARE FEATURE CODES

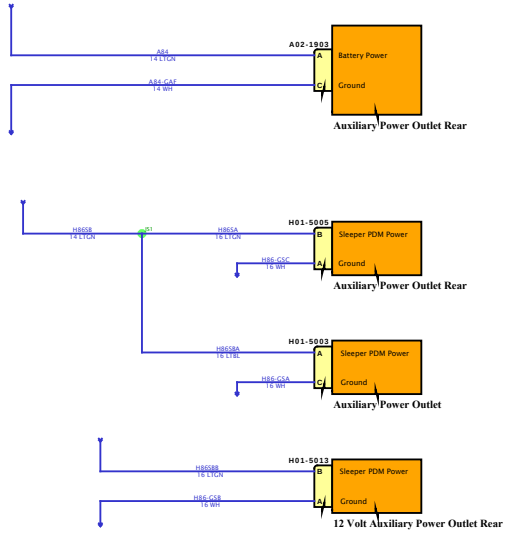

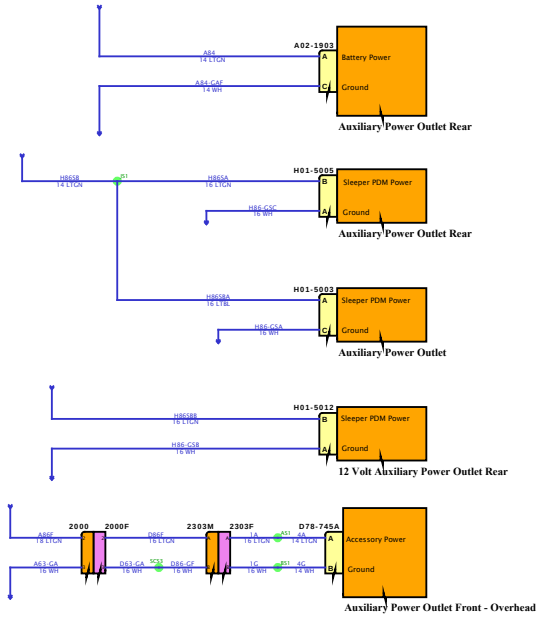

DESIGN DESCRIPTION

FEATURE CODES

SOFTWARE FEATURE CODES

Diagram2

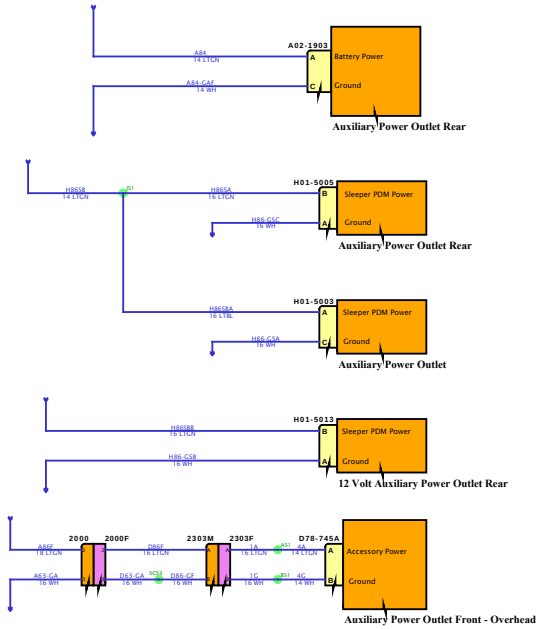

DESIGN DESCRIPTION

FEATURE CODES

SOFTWARE FEATURE CODES

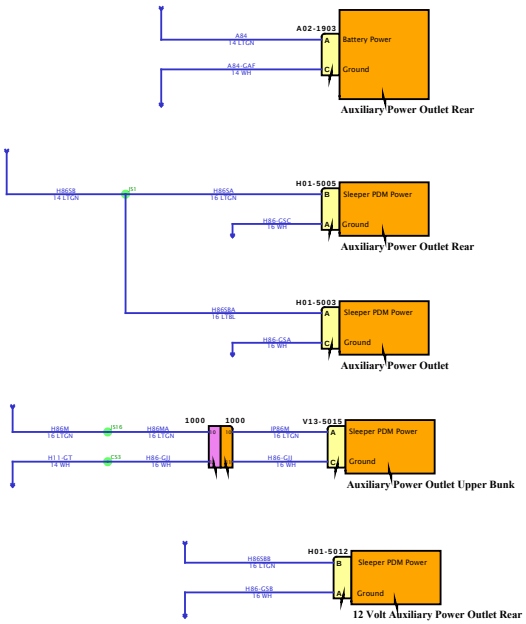

DESIGN DESCRIPTION

FEATURE CODES

SOFTWARE FEATURE CODES

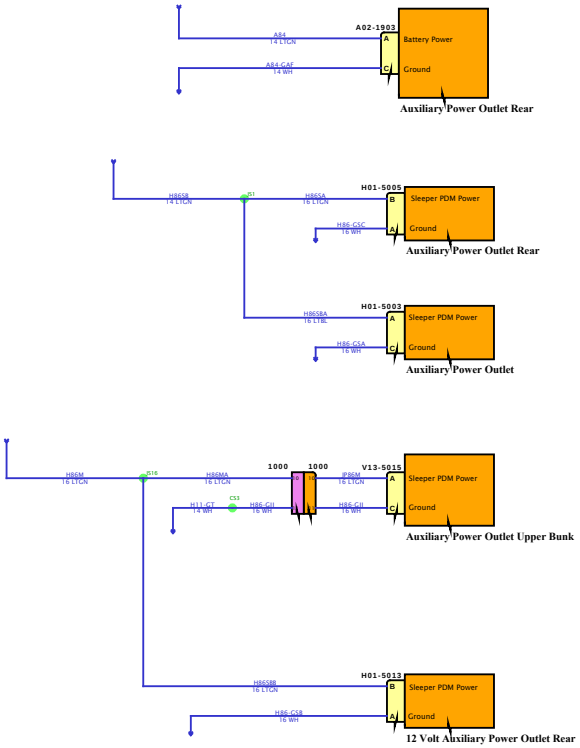

DESIGN DESCRIPTION

FEATURE CODES

SOFTWARE FEATURE CODES

DESIGN DESCRIPTION

FEATURE CODES

SOFTWARE FEATURE CODES

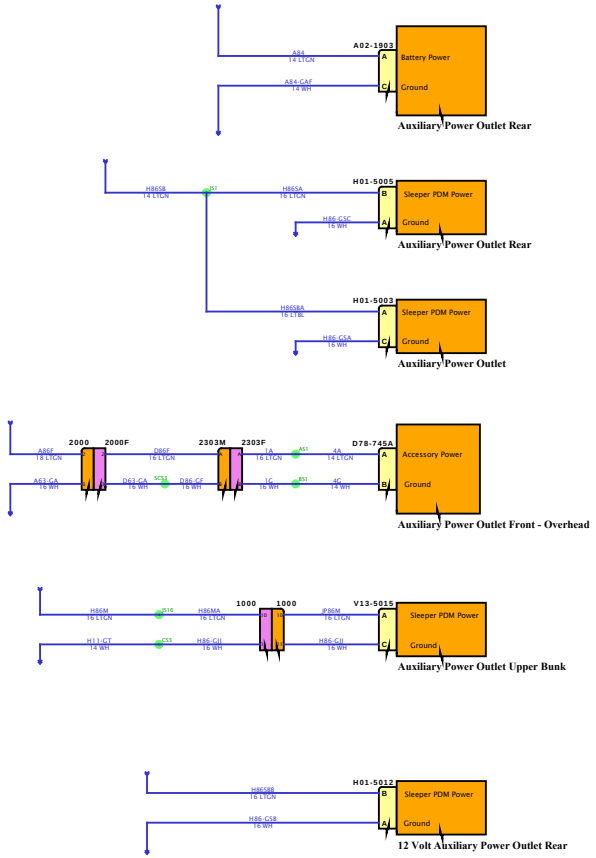

Diagram2

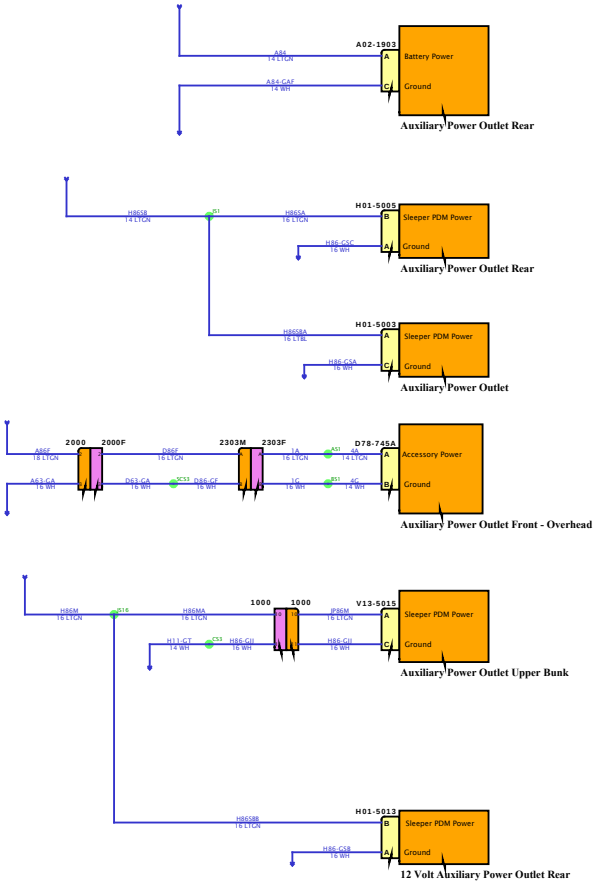

DESIGN DESCRIPTION

FEATURE CODES

SOFTWARE FEATURE CODES

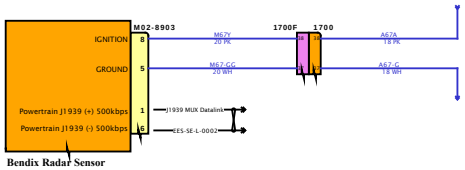

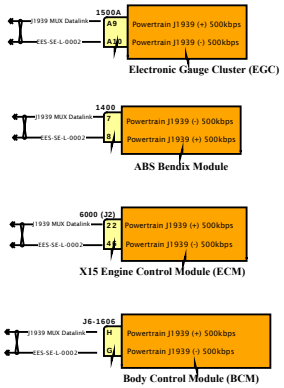

DESIGN DESCRIPTION

FEATURE CODES

SOFTWARE FEATURE CODES

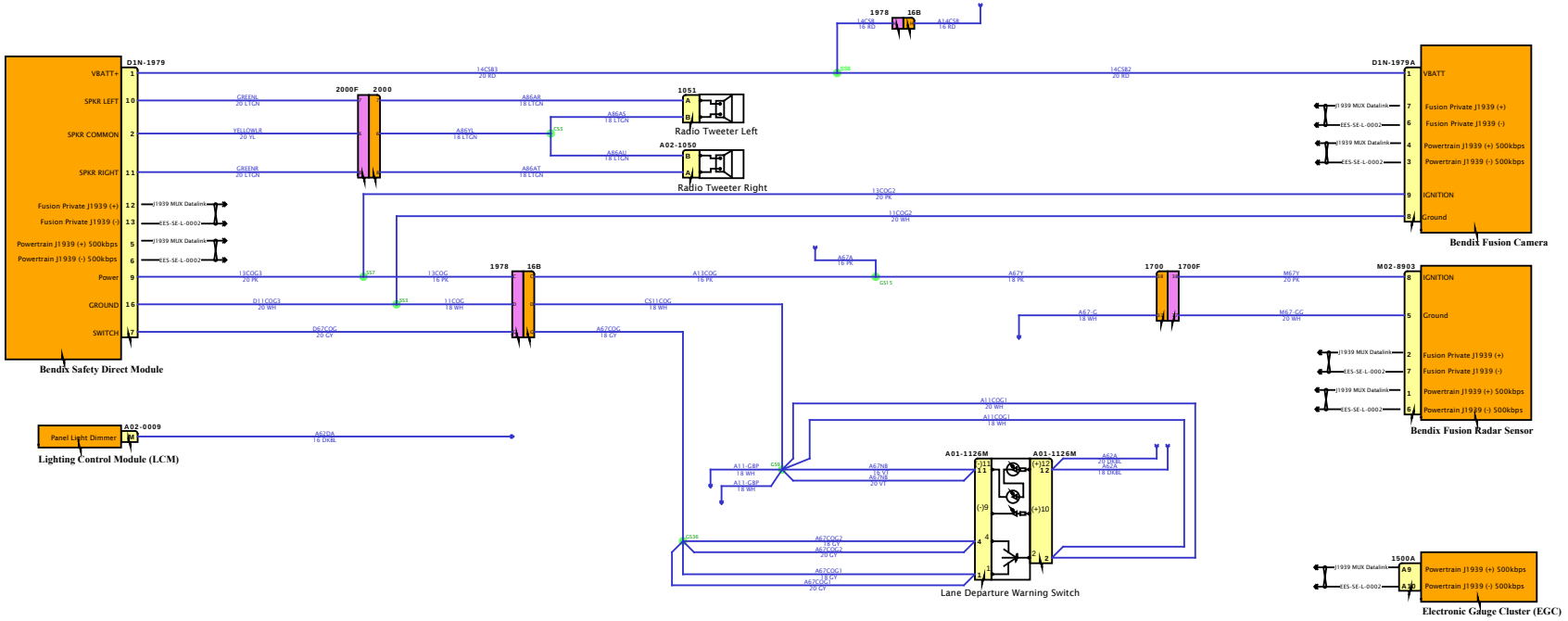

DESIGN DESCRIPTION

FEATURE CODES

SOFTWARE FEATURE CODES

Diagram1

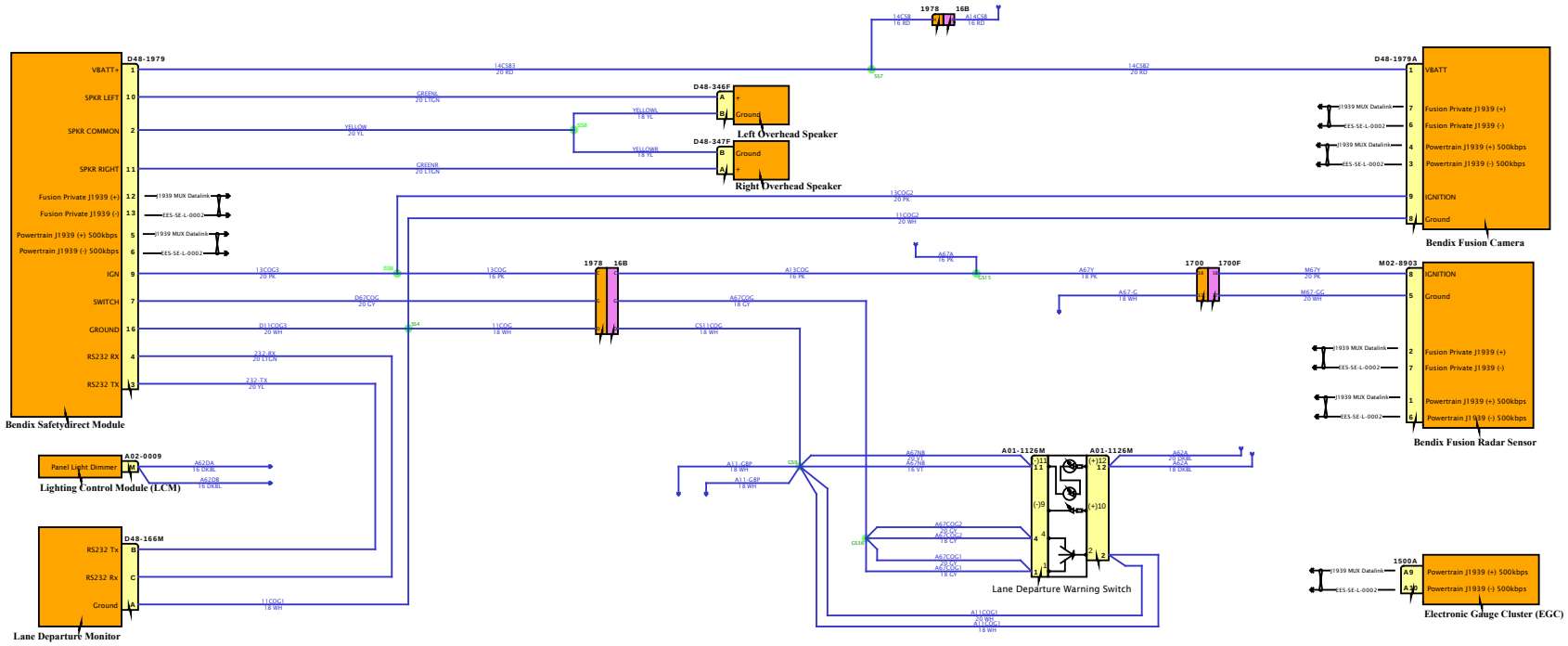

DESIGN DESCRIPTION

FEATURE CODES

SOFTWARE FEATURE CODES

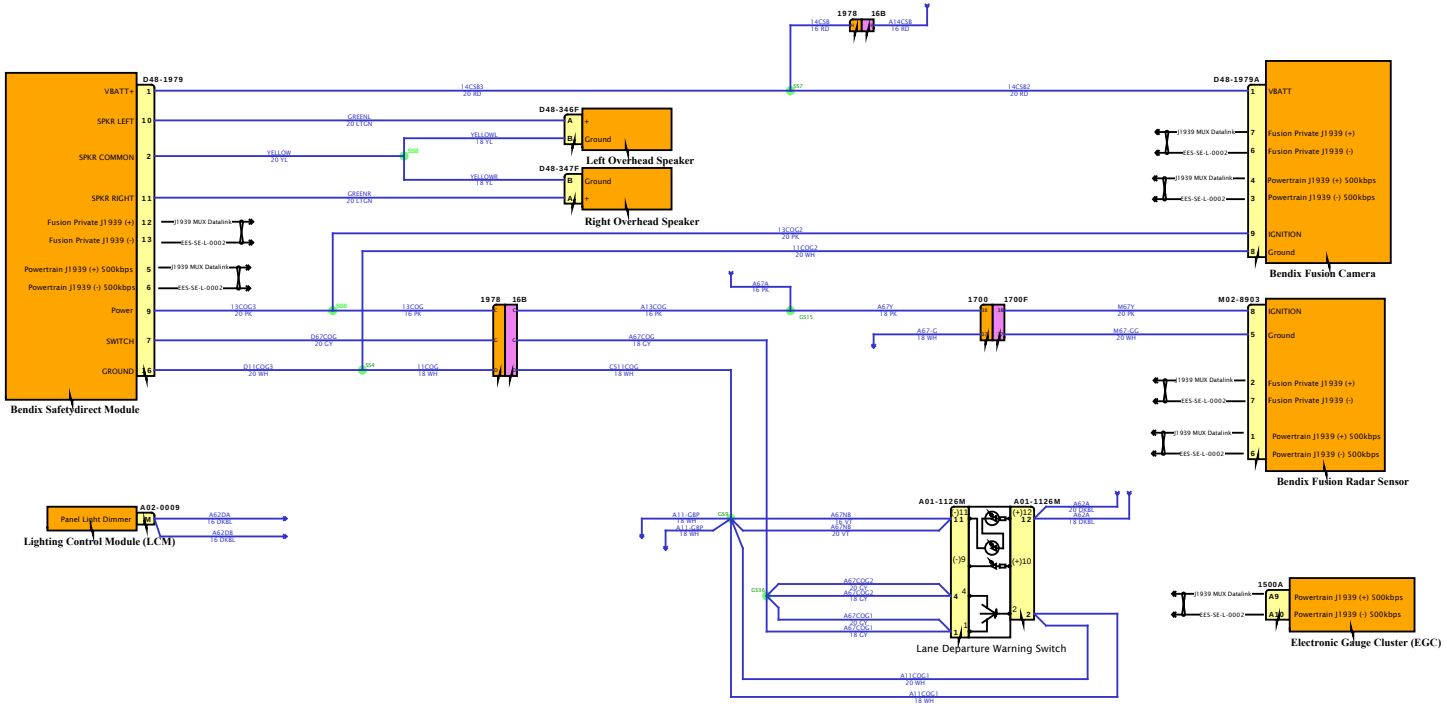

DESIGN DESCRIPTION

FEATURE CODES

SOFTWARE FEATURE CODES

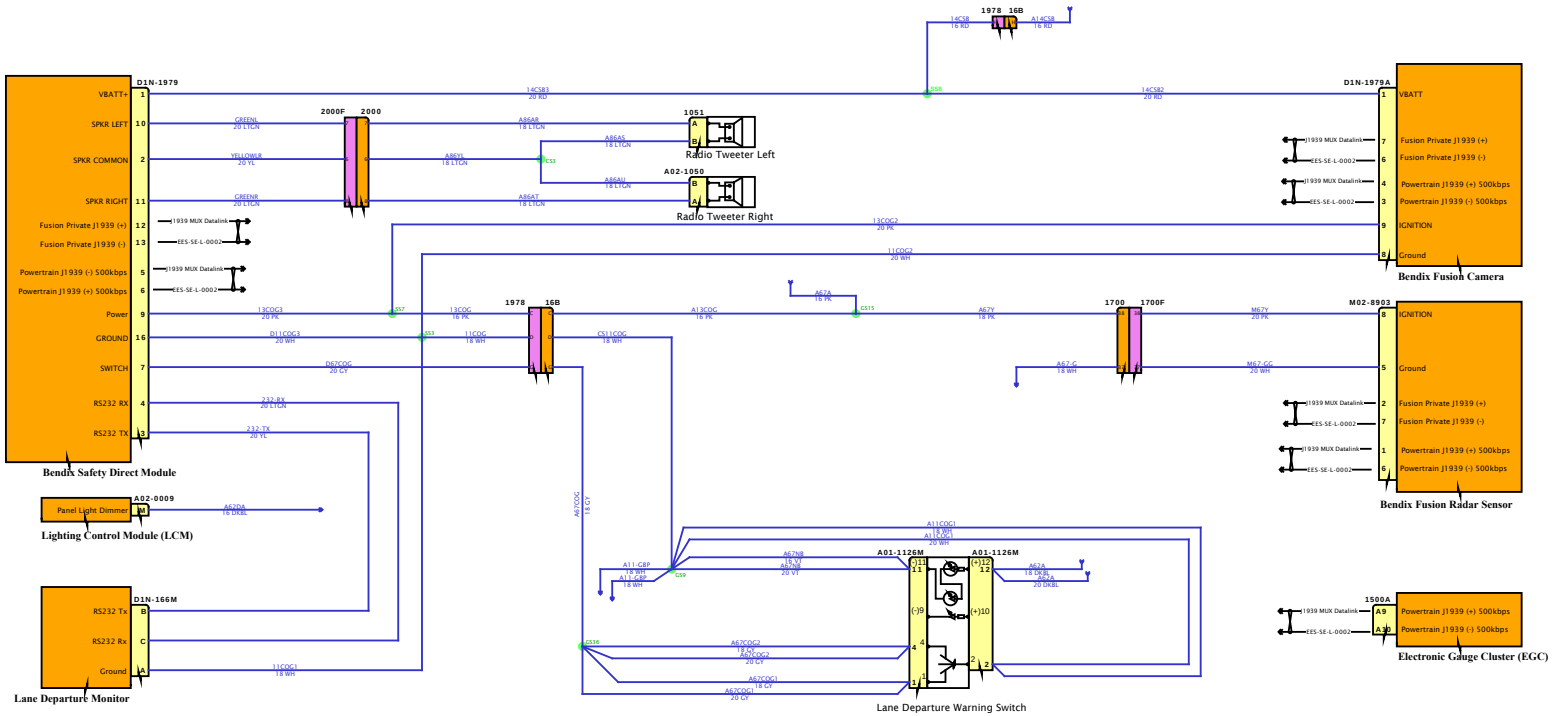

DESIGN DESCRIPTION

FEATURE CODES

SOFTWARE FEATURE CODES

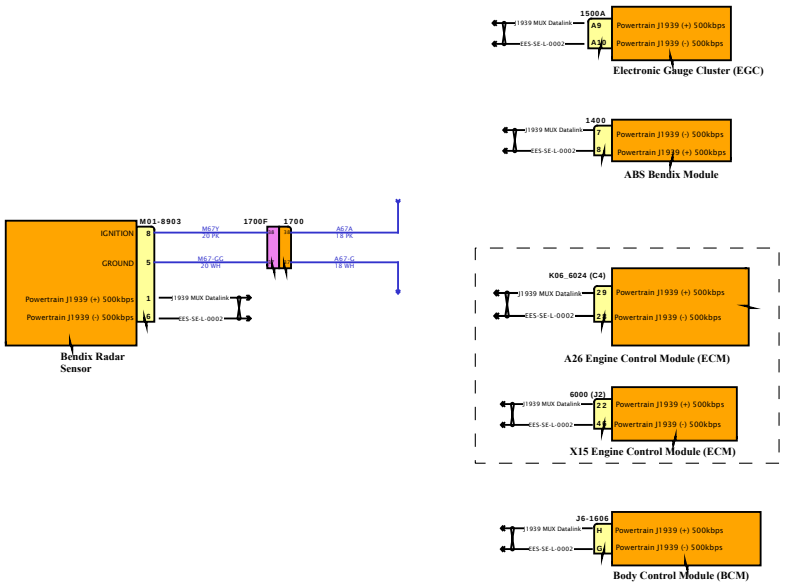

DESIGN DESCRIPTION

FEATURE CODES

SOFTWARE FEATURE CODES

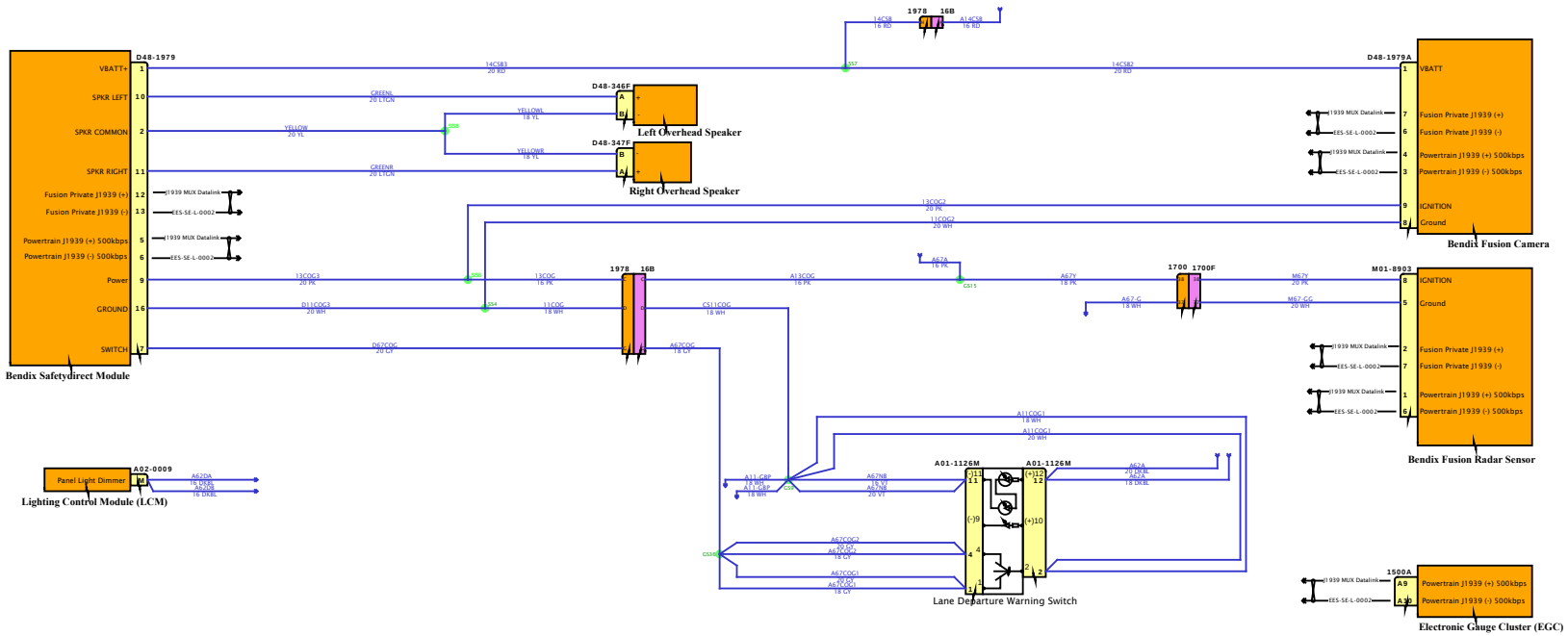

DESIGN DESCRIPTION

FEATURE CODES

SOFTWARE FEATURE CODES

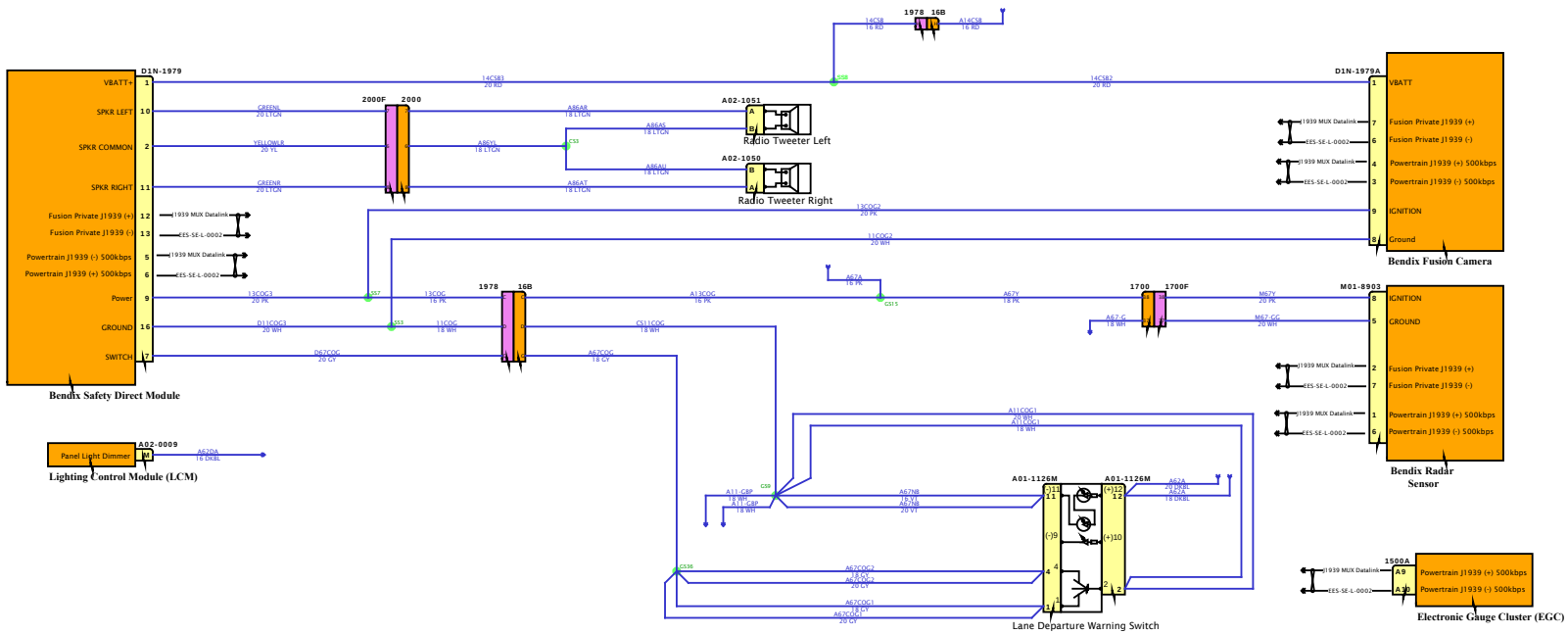

DESIGN DESCRIPTION

FEATURE CODES

SOFTWARE FEATURE CODES

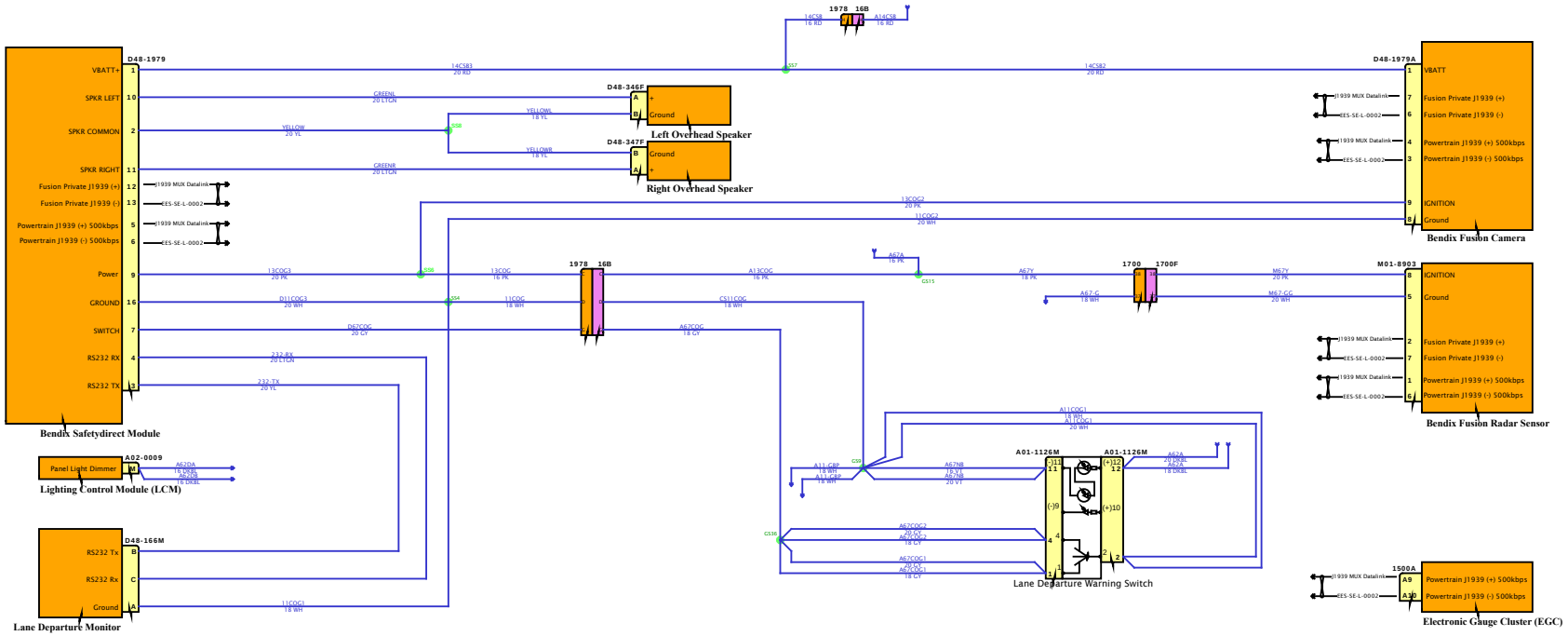

DESIGN DESCRIPTION

FEATURE CODES

SOFTWARE FEATURE CODES

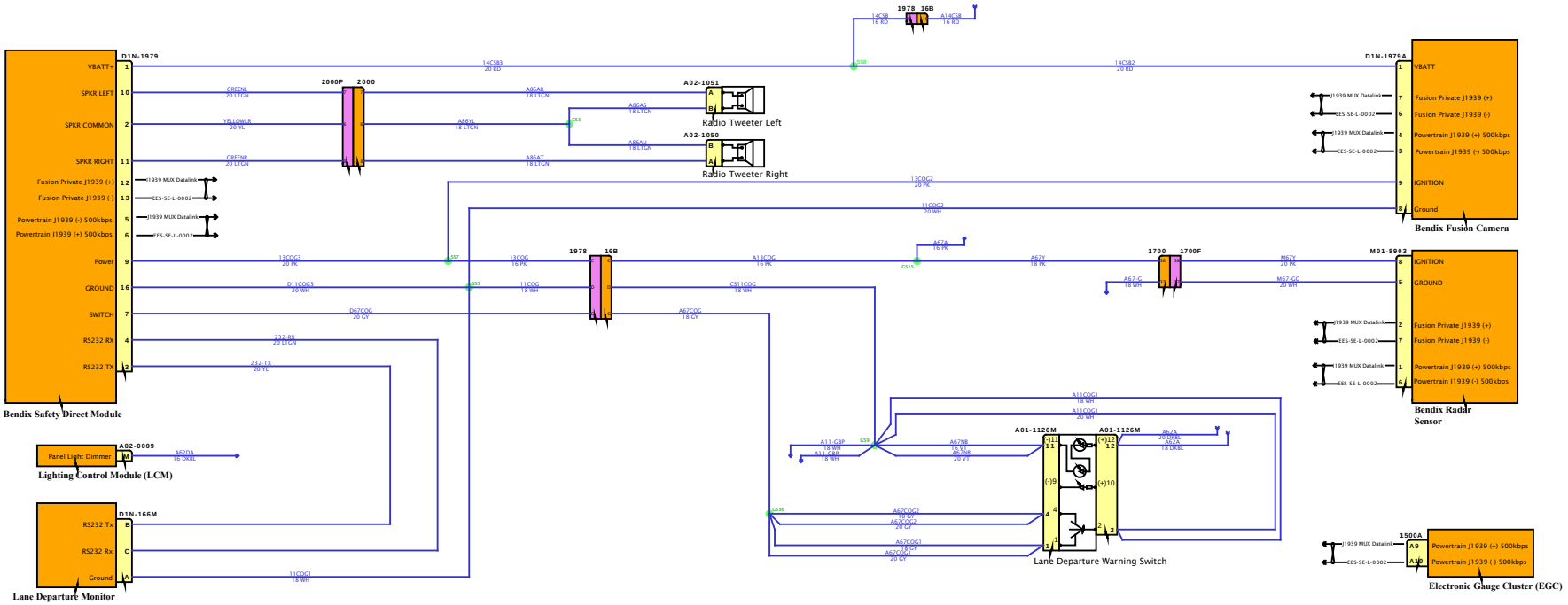

DESIGN DESCRIPTION

FEATURE CODES

SOFTWARE FEATURE CODES

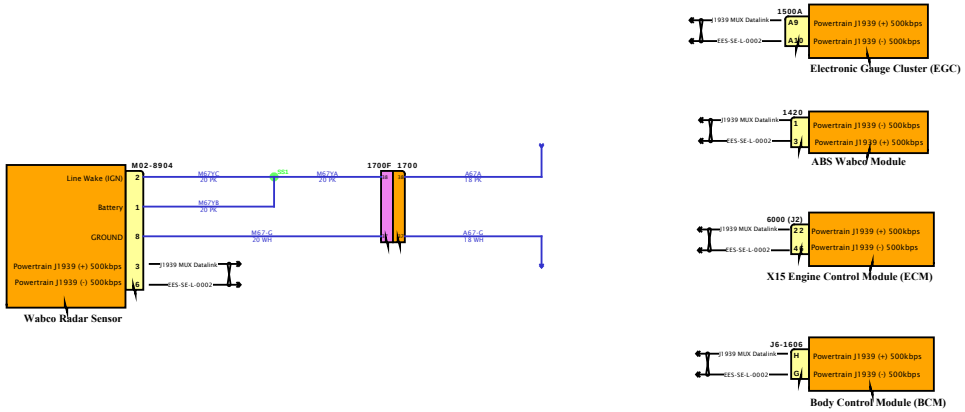

DESIGN DESCRIPTION

FEATURE CODES

SOFTWARE FEATURE CODES

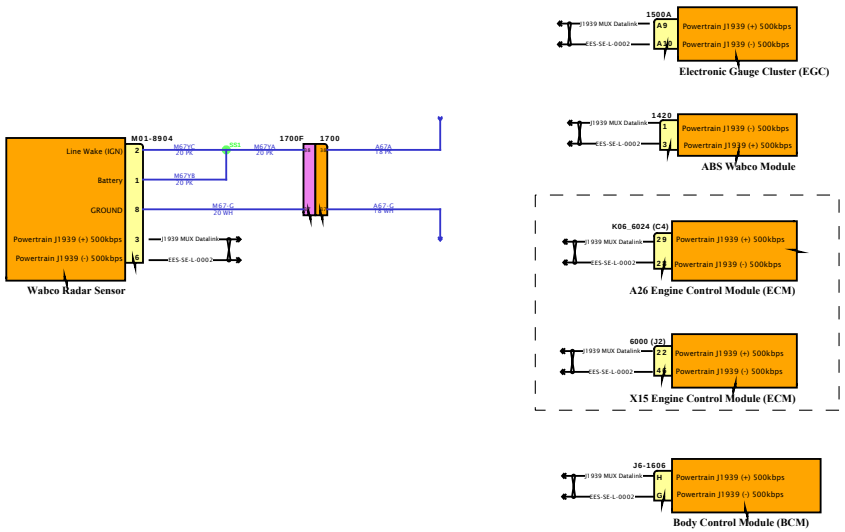

DESIGN DESCRIPTION

FEATURE CODES

SOFTWARE FEATURE CODES

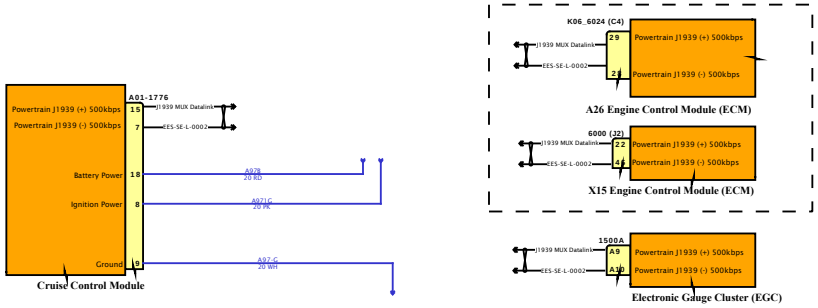

DESIGN DESCRIPTION

FEATURE CODES

SOFTWARE FEATURE CODES

Diagram1

DESIGN DESCRIPTION

FEATURE CODES

SOFTWARE FEATURE CODES

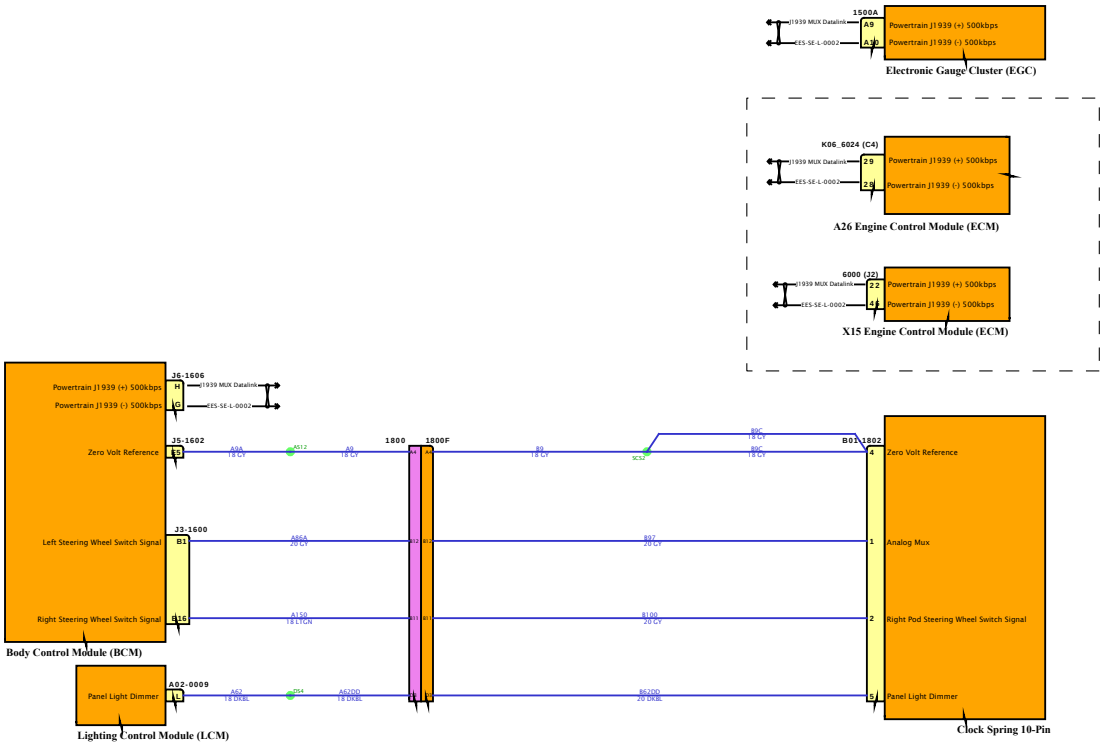

Diagram1

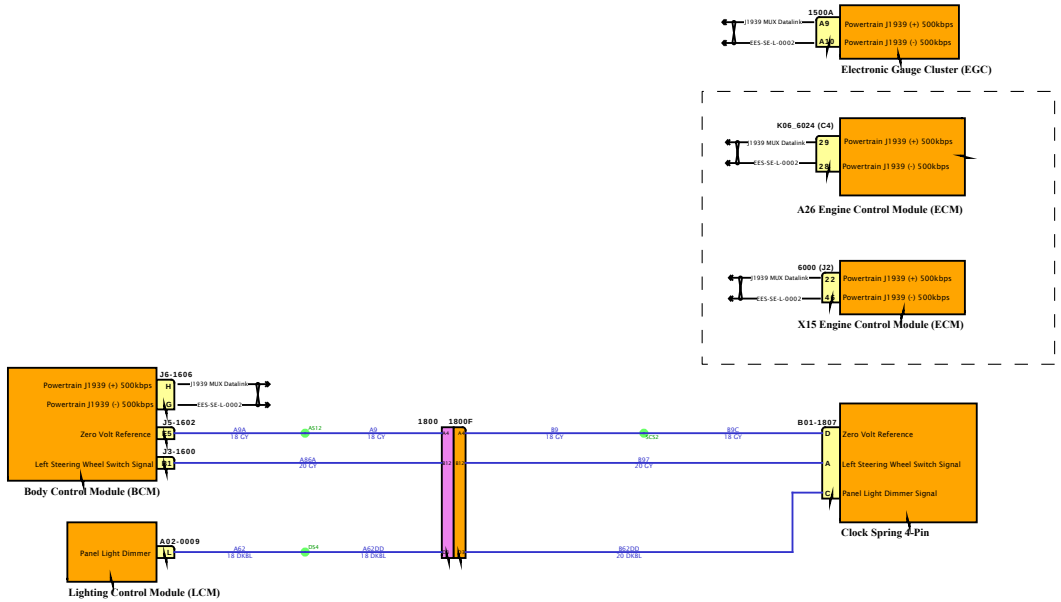

DESIGN DESCRIPTION

FEATURE CODES

SOFTWARE FEATURE CODES

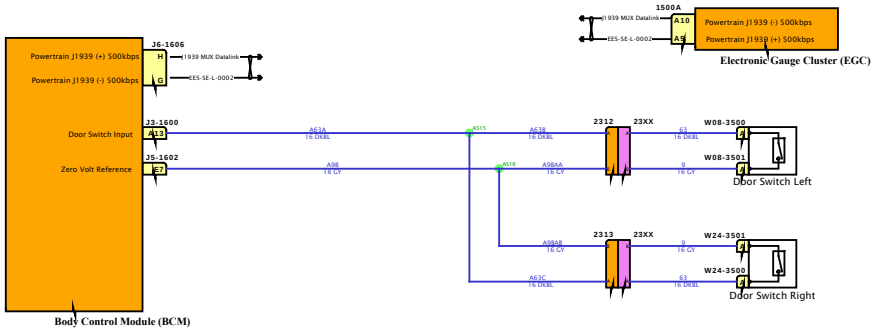

DESIGN DESCRIPTION

FEATURE CODES

SOFTWARE FEATURE CODES

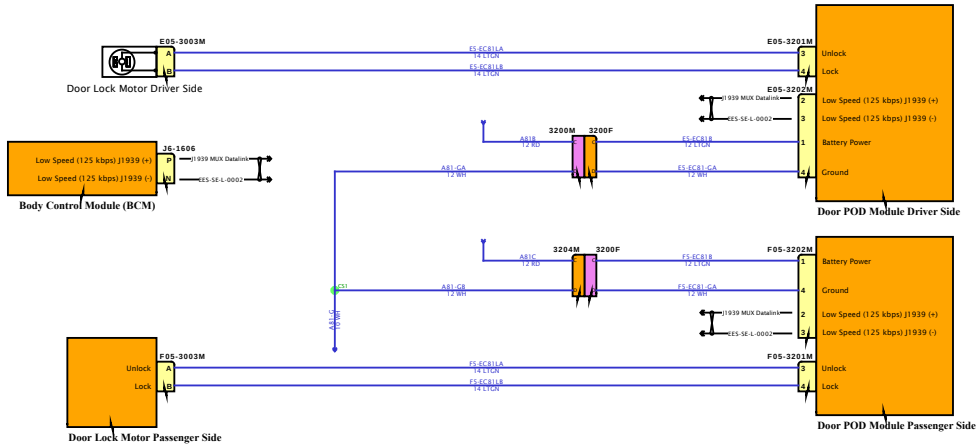

DESIGN DESCRIPTION

FEATURE CODES

SOFTWARE FEATURE CODES

Diagram1

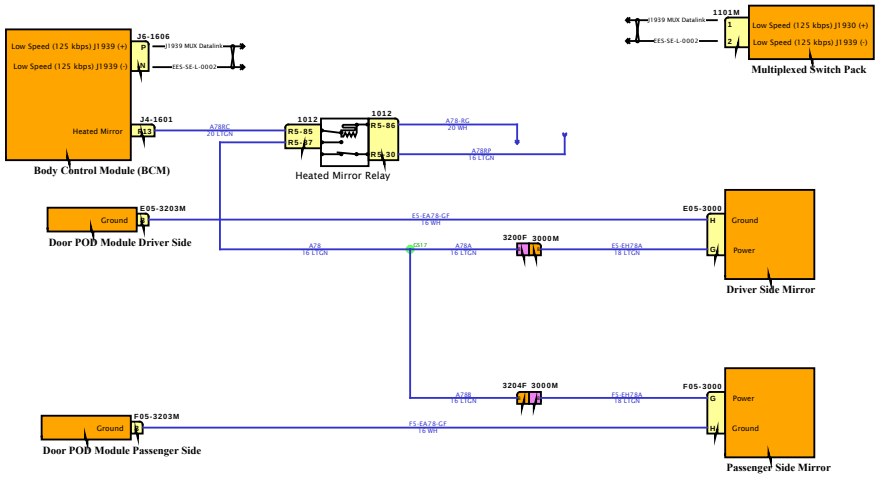

DESIGN DESCRIPTION

FEATURE CODES

SOFTWARE FEATURE CODES

Diagram1

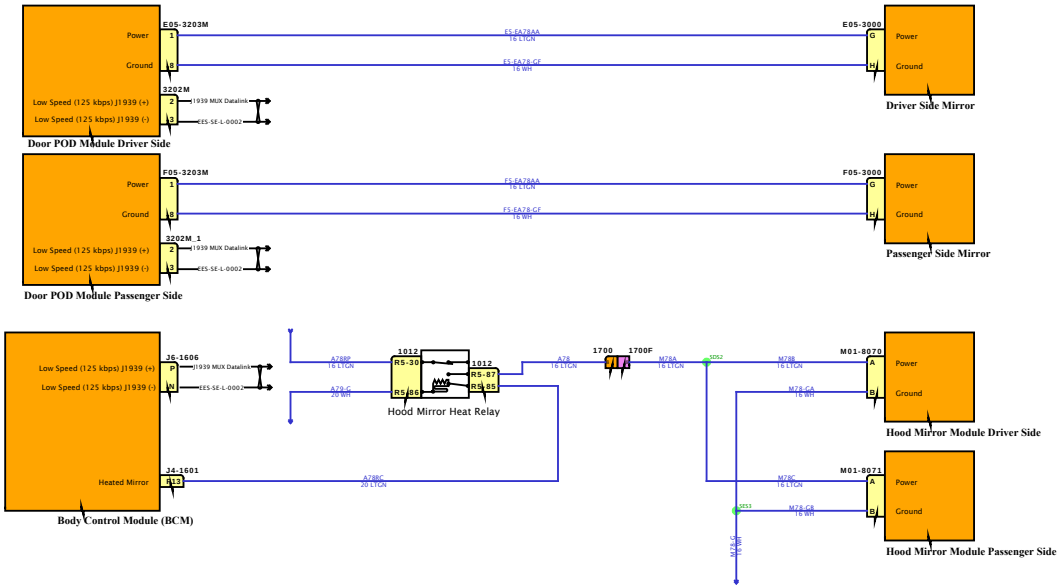

DESIGN DESCRIPTION

FEATURE CODES

SOFTWARE FEATURE CODES

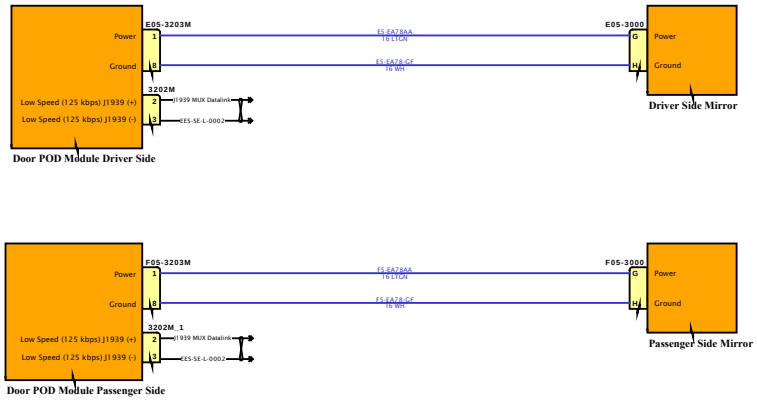

DESIGN DESCRIPTION

FEATURE CODES

SOFTWARE FEATURE CODES

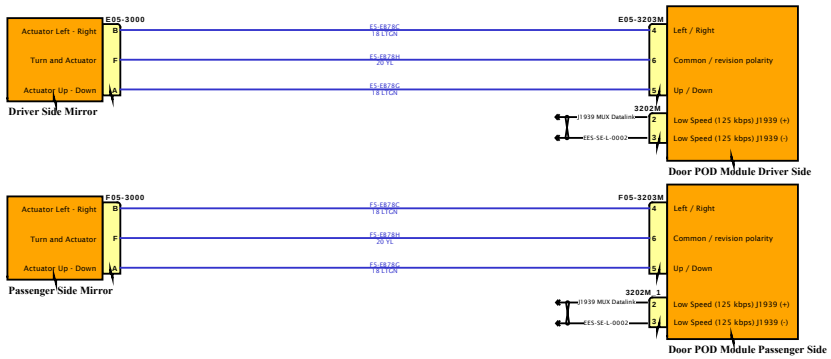

DESIGN DESCRIPTION

FEATURE CODES

SOFTWARE FEATURE CODES

Diagram1

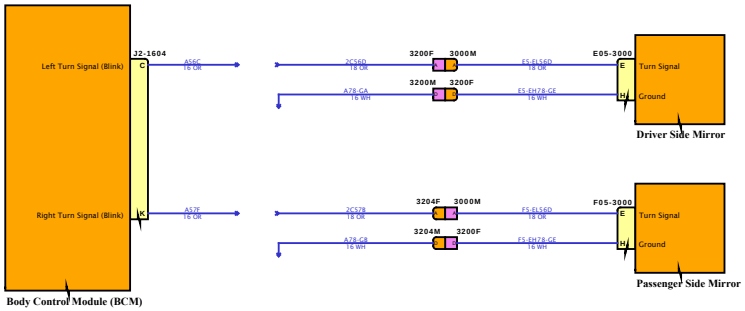

DESIGN DESCRIPTION

FEATURE CODES

SOFTWARE FEATURE CODES

Diagram1

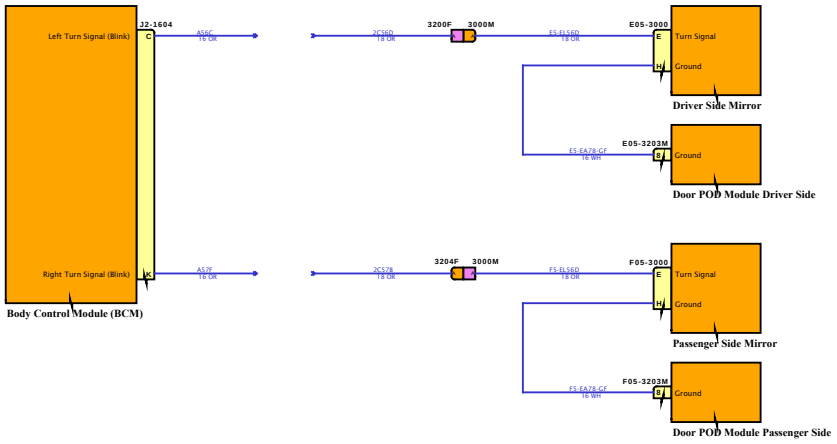

DESIGN DESCRIPTION

FEATURE CODES

SOFTWARE FEATURE CODES

Diagram1

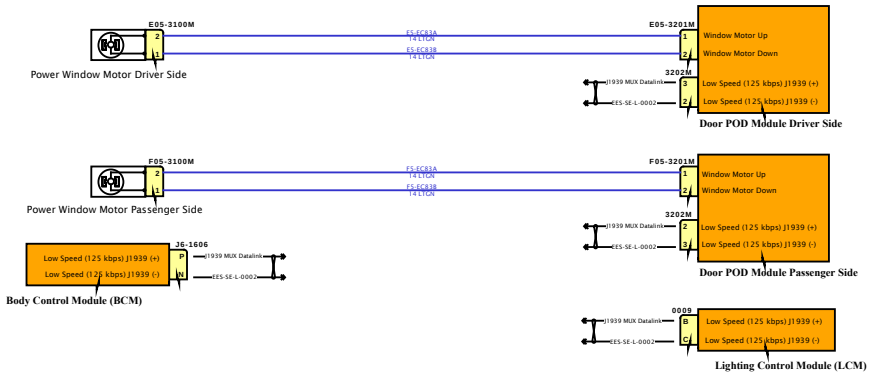

DESIGN DESCRIPTION

FEATURE CODES

SOFTWARE FEATURE CODES

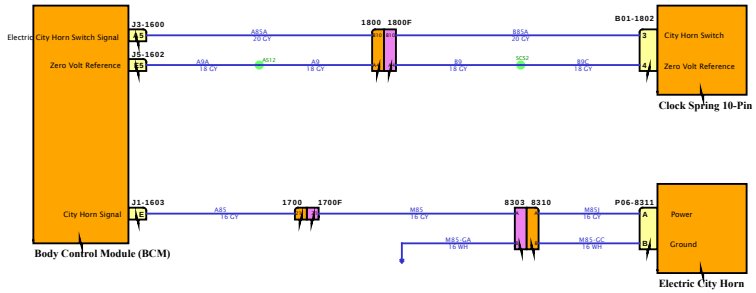

DESIGN DESCRIPTION

FEATURE CODES

SOFTWARE FEATURE CODES

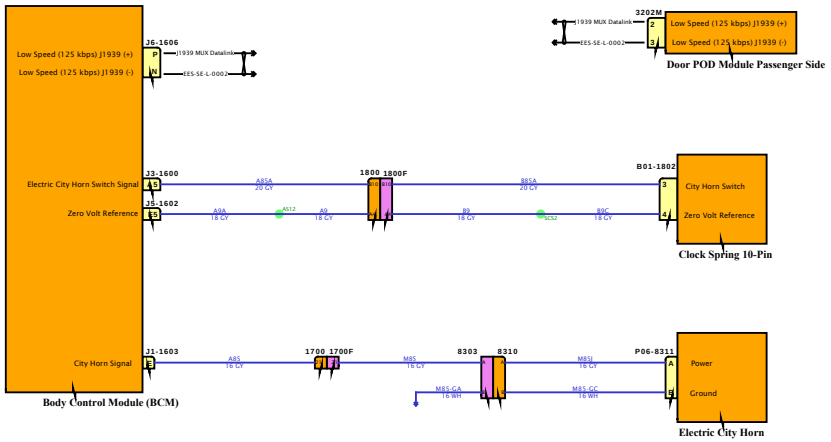

DESIGN DESCRIPTION

FEATURE CODES

SOFTWARE FEATURE CODES

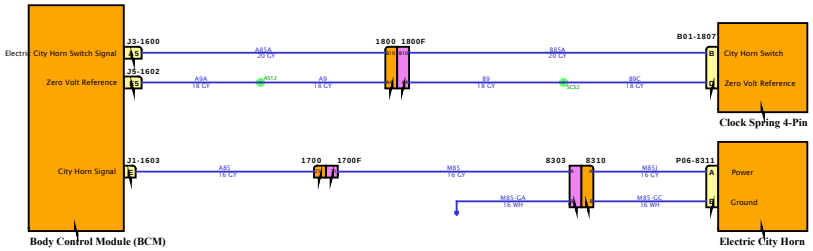

DESIGN DESCRIPTION

FEATURE CODES

SOFTWARE FEATURE CODES

DESIGN DESCRIPTION

FEATURE CODES

SOFTWARE FEATURE CODES

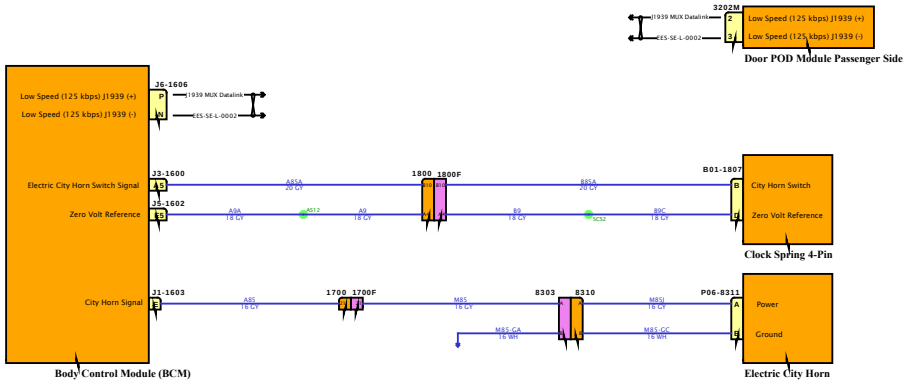

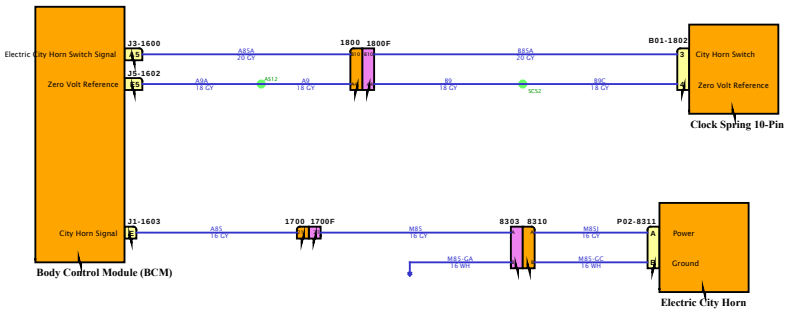

DESIGN DESCRIPTION

FEATURE CODES

SOFTWARE FEATURE CODES

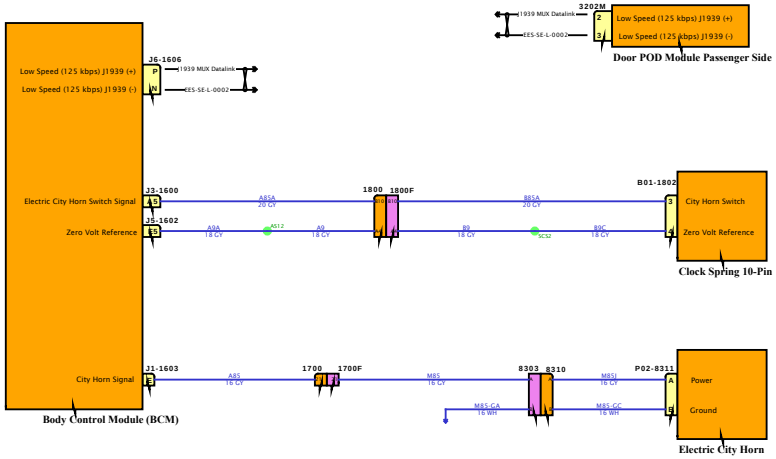

DESIGN DESCRIPTION

FEATURE CODES

SOFTWARE FEATURE CODES

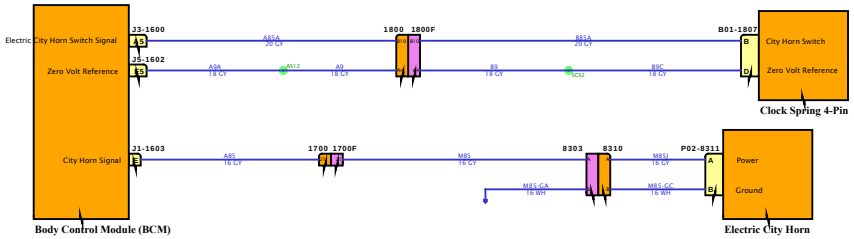

DESIGN DESCRIPTION

FEATURE CODES

SOFTWARE FEATURE CODES

DESIGN DESCRIPTION

FEATURE CODES

SOFTWARE FEATURE CODES

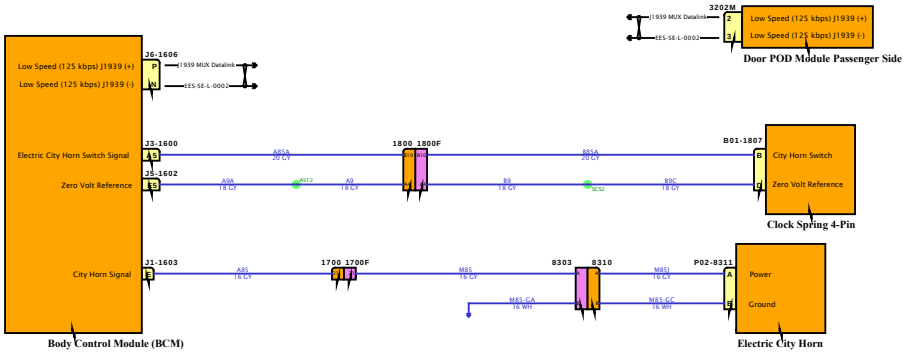

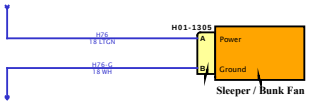

DESIGN DESCRIPTION

FEATURE CODES

SOFTWARE FEATURE CODES

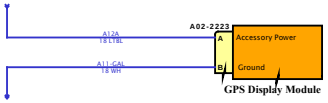

DESIGN DESCRIPTION

FEATURE CODES

SOFTWARE FEATURE CODES

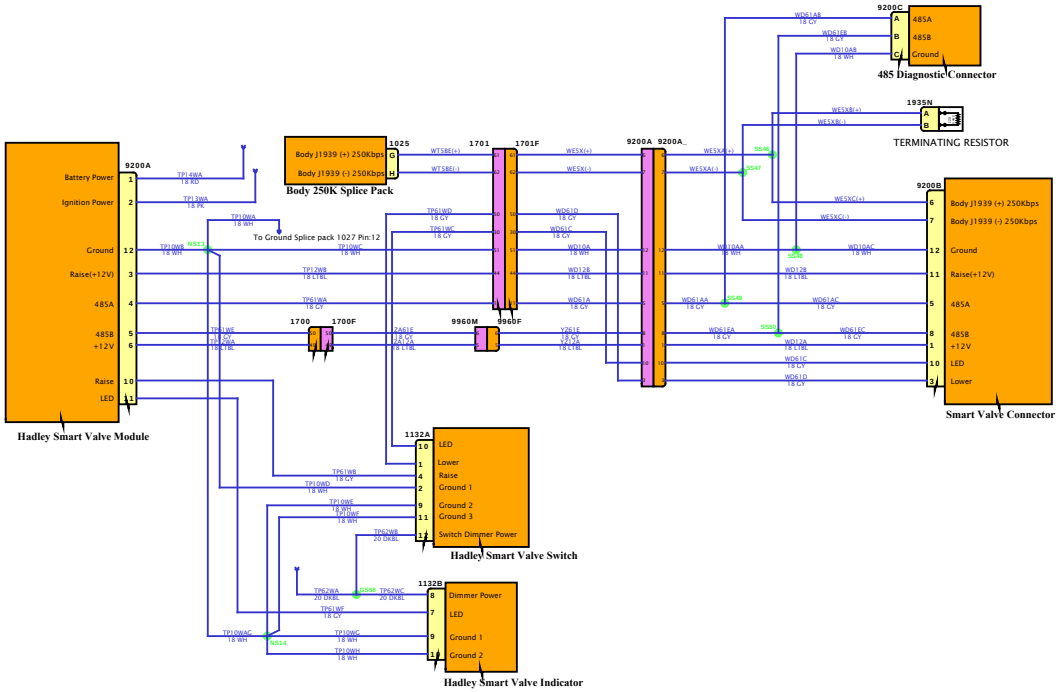

DESIGN DESCRIPTION

FEATURE CODES

SOFTWARE FEATURE CODES

Diagram1

* NOTE - The device depicted below is a multiplexed switch pack that includes a pigtail harness that is utilized for "daisy-chaining" with other multiplexed switch packs or to connect back to the Instrument Panel harness for continuation of the Low Speed (125kbps) J1939 backbone. The below diagram only shows the battery and ground feeds since only those are required to correctly drive the wiring needed in the harnesses.

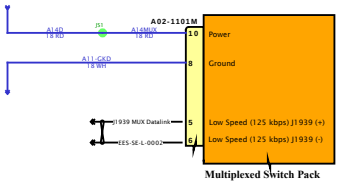

Multiplexed Switch Pack

DESIGN DESCRIPTION

FEATURE CODES

SOFTWARE FEATURE CODES

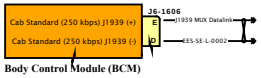

DESIGN DESCRIPTION

FEATURE CODES

SOFTWARE FEATURE CODES

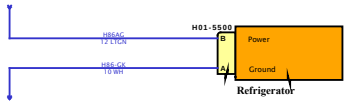

DESIGN DESCRIPTION

FEATURE CODES

SOFTWARE FEATURE CODES

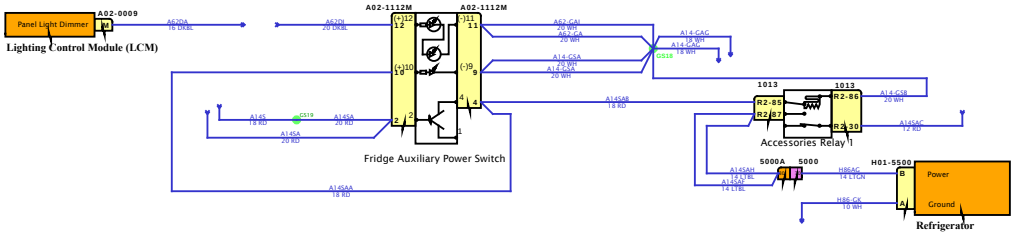

DESIGN DESCRIPTION

FEATURE CODES

SOFTWARE FEATURE CODES

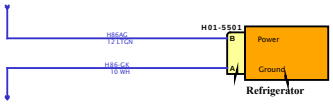

DESIGN DESCRIPTION

FEATURE CODES

SOFTWARE FEATURE CODES

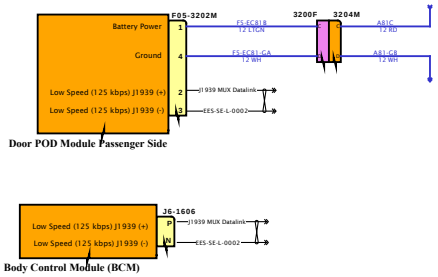

DESIGN DESCRIPTION

FEATURE CODES

SOFTWARE FEATURE CODES

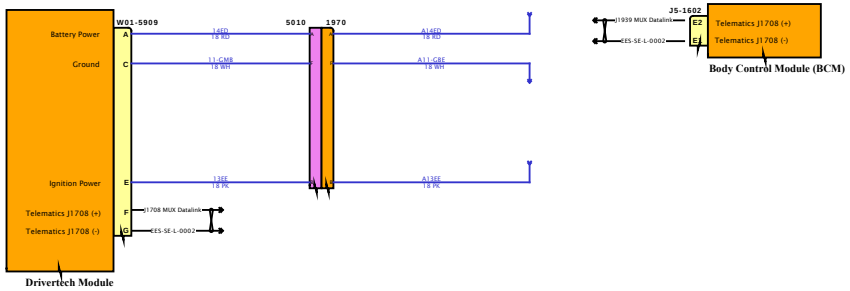

DESIGN DESCRIPTION

FEATURE CODES

SOFTWARE FEATURE CODES

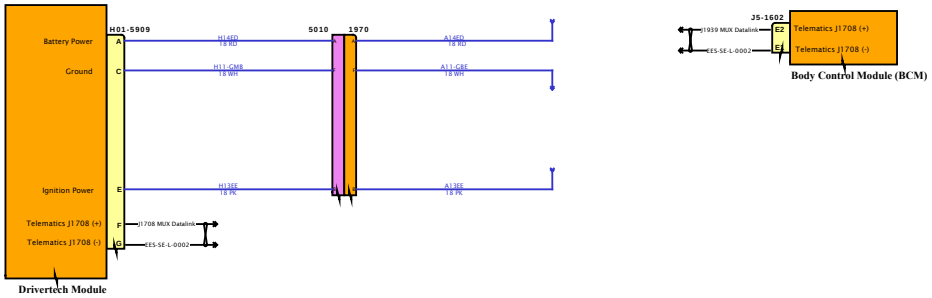

DESIGN DESCRIPTION

FEATURE CODES

SOFTWARE FEATURE CODES

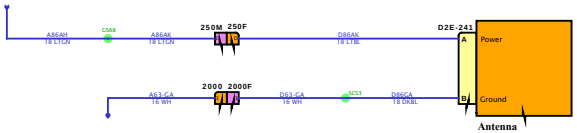

DESIGN DESCRIPTION

FEATURE CODES

SOFTWARE FEATURE CODES

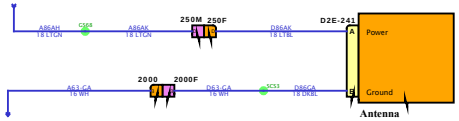

DESIGN DESCRIPTION

FEATURE CODES

SOFTWARE FEATURE CODES

Diagram1



DESIGN DESCRIPTION

FEATURE CODES

SOFTWARE FEATURE CODES

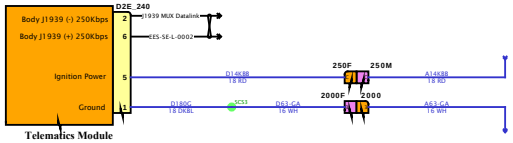

DESIGN DESCRIPTION

FEATURE CODES

SOFTWARE FEATURE CODES

Diagram1

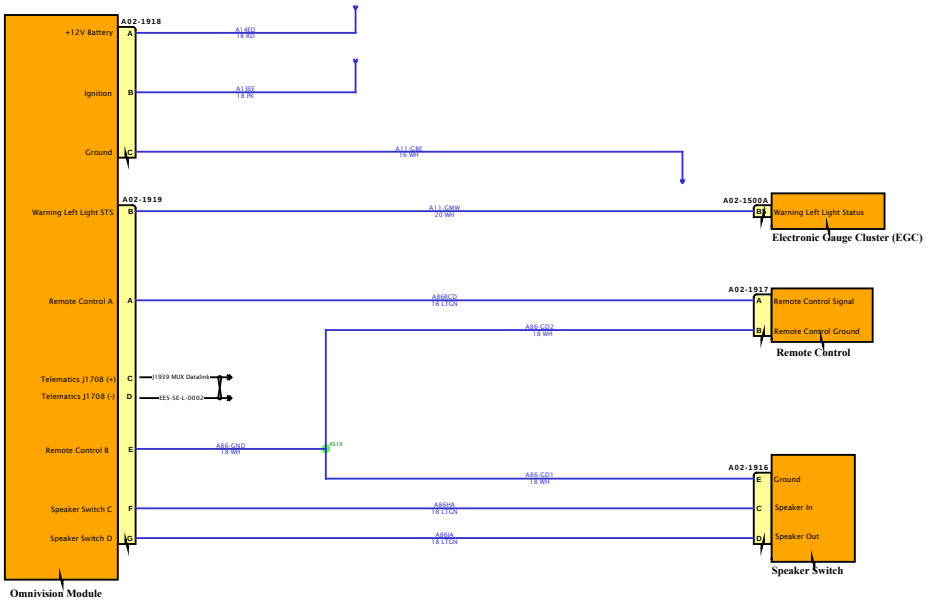

DESIGN DESCRIPTION

FEATURE CODES

SOFTWARE FEATURE CODES

DESIGN DESCRIPTION

FEATURE CODES

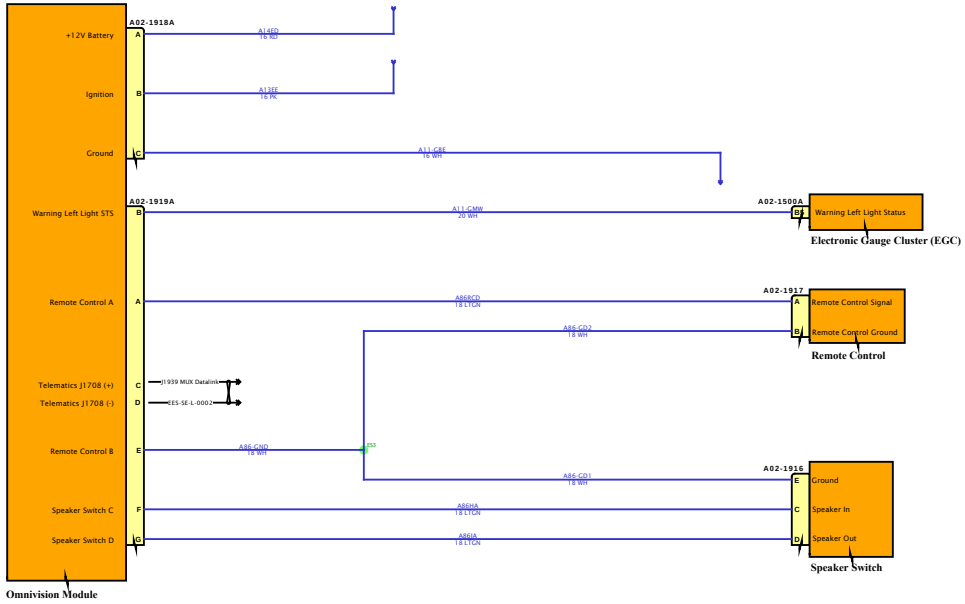

SOFTWARE FEATURE CODES

Diagram1

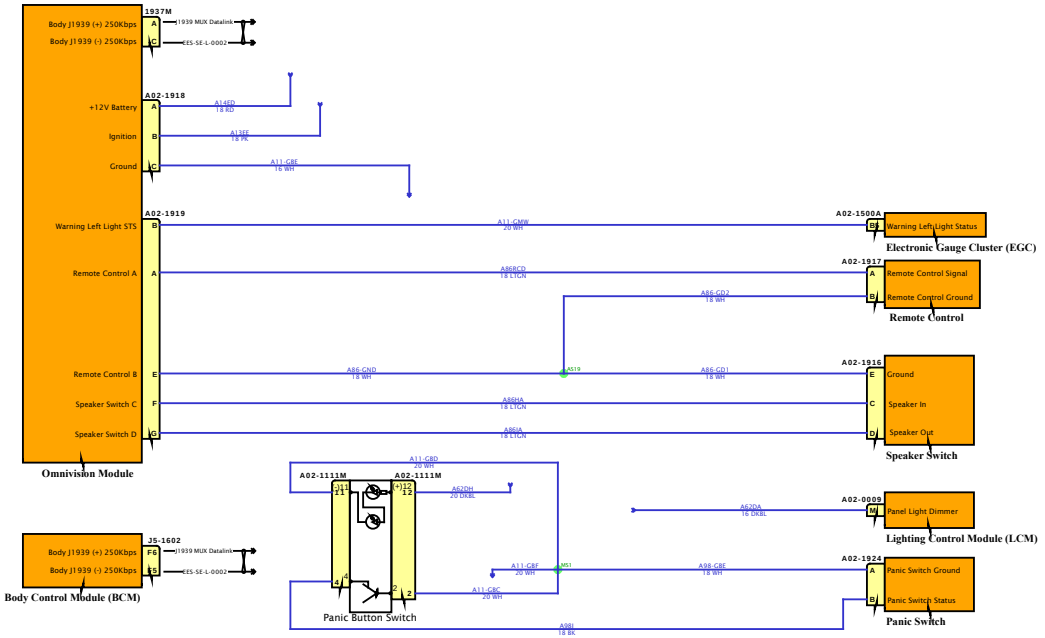

DESIGN DESCRIPTION

FEATURE CODES

SOFTWARE FEATURE CODES

Diagram2

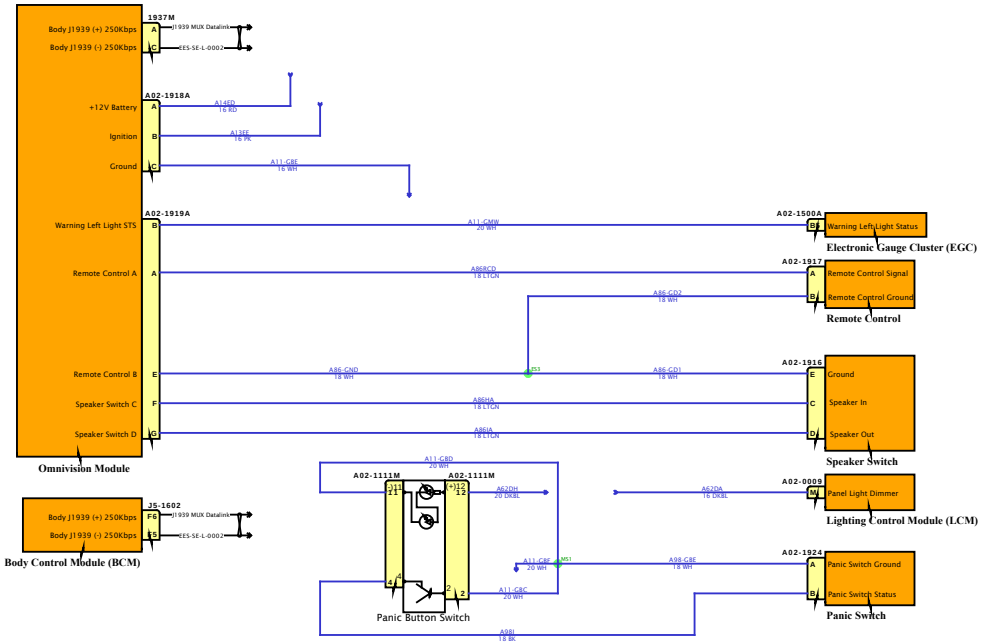

DESIGN DESCRIPTION

FEATURE CODES

SOFTWARE FEATURE CODES

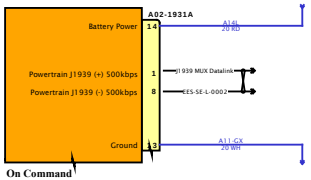

DESIGN DESCRIPTION

FEATURE CODES

SOFTWARE FEATURE CODES

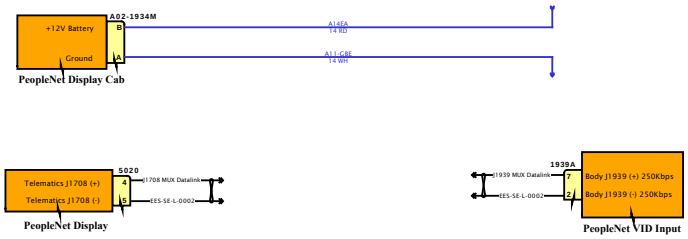

DESIGN DESCRIPTION

FEATURE CODES

SOFTWARE FEATURE CODES

Diagram1

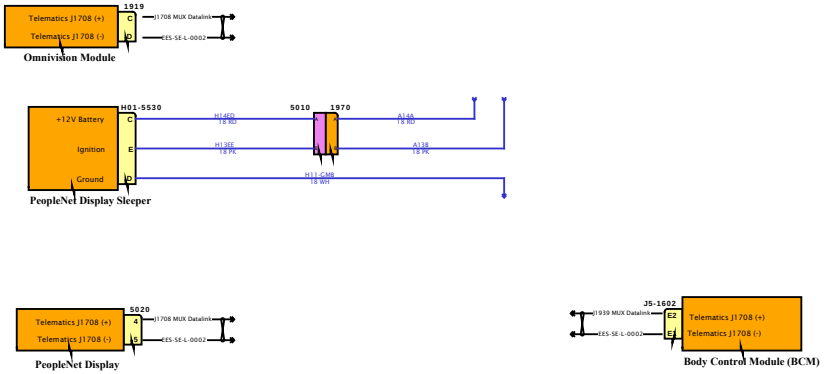

DESIGN DESCRIPTION

FEATURE CODES

SOFTWARE FEATURE CODES

Diagram1

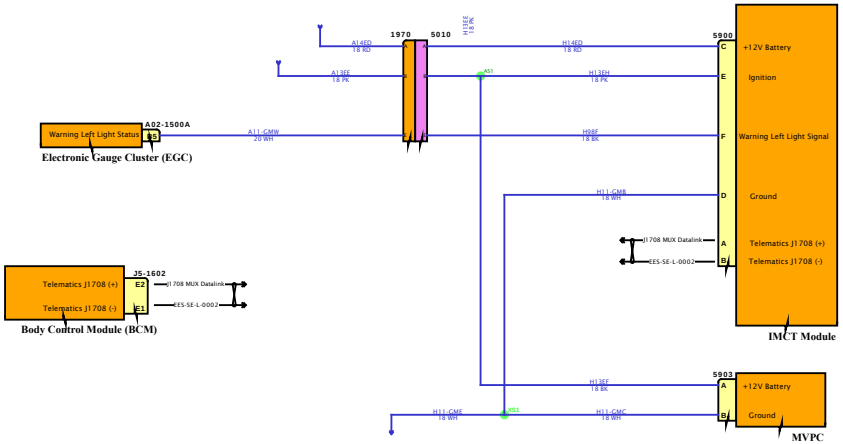

DESIGN DESCRIPTION

FEATURE CODES

SOFTWARE FEATURE CODES

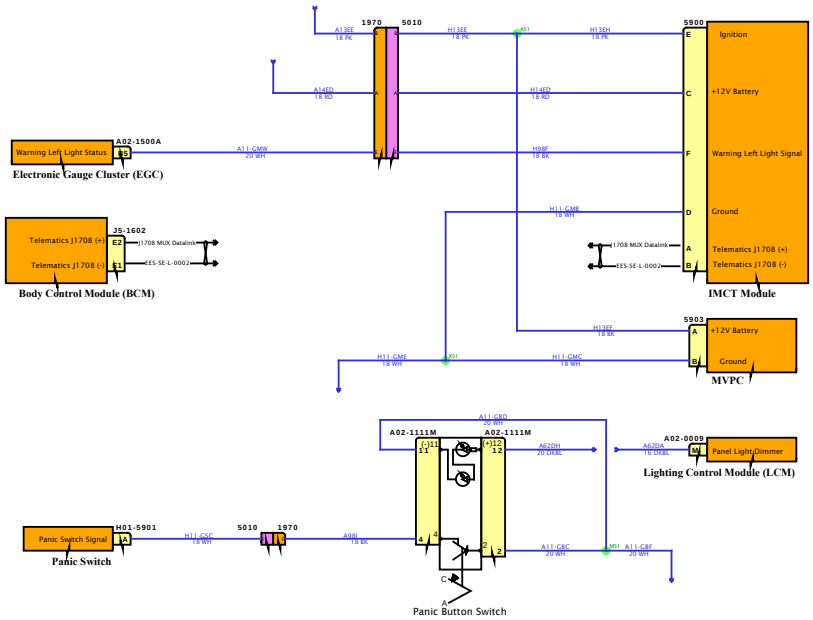

DESIGN DESCRIPTION

FEATURE CODES

SOFTWARE FEATURE CODES

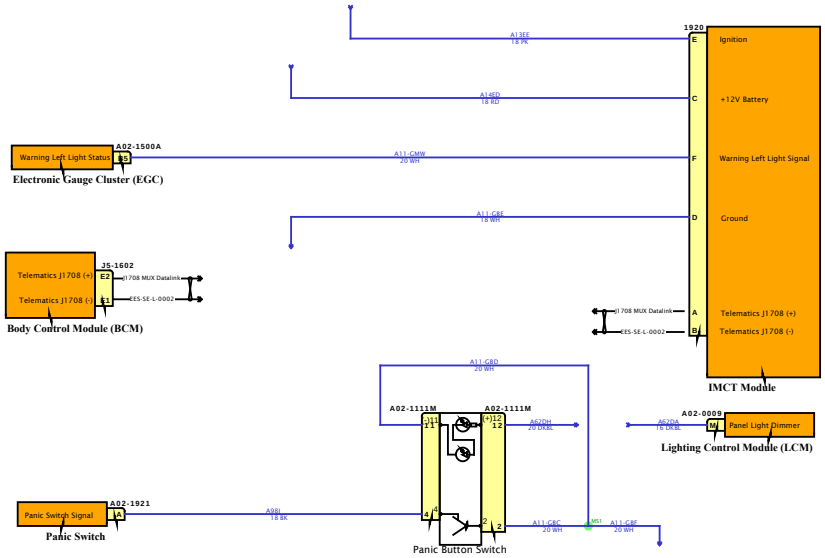

DESIGN DESCRIPTION

FEATURE CODES

SOFTWARE FEATURE CODES

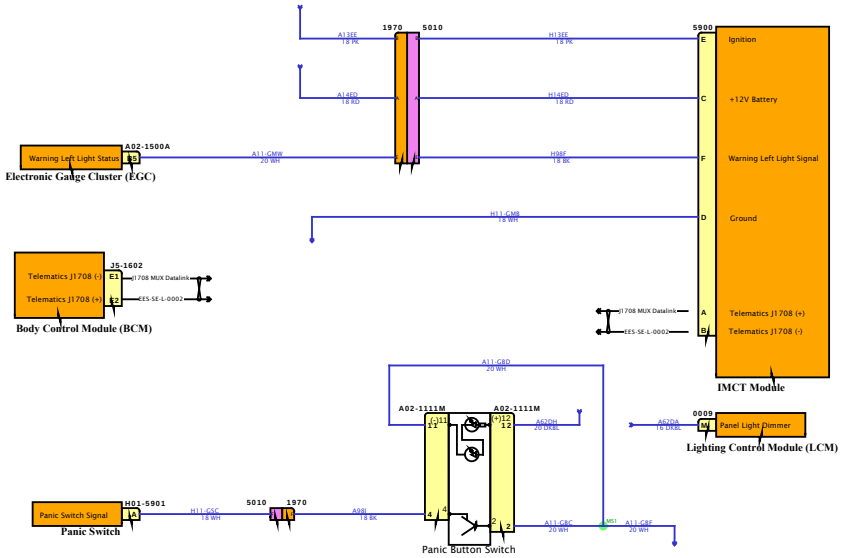
1970
5010
5900
A13EE
18 PK
H13EE
18 PK
Ignition
A14ED
18 RD
H14ED
18 RD
+12V Battery
A02-1500A
Warning Left Light Status
A11-GMW
20 WH
H98F
18 BK
Warning Left Light Signal
Electronic Gauge Cluster (EGC)
H11-GMB
18 WH
Ground
J5-1602
Telematics J1708 (-)
Telematics J1708 (+)
J1708 MUX Datalink
EES-SE-L-0002
Body Control Module (BCM)
J1708 MUX Datalink
EES-SE-L-0002
Telematics J1708 (+)
Telematics J1708 (-)
IMCT Module
A11-GBD
20 WH
A02-1111M
A02-1111M
A62DH
20 DKBL
0009
Panel Light Dimmer
A62DA
16 DKBL
Lighting Control Module (LCM)
H01-5901
Panic Switch Signal
Panic Switch
H11-GBC
18 WH
5010
1970
A98J
18 BK
Panic Button Switch
A11-GBC
20 WH
A11-GBF
20 WH
DESIGN DESCRIPTION
FEATURE CODES
SOFTWARE FEATURE CODES

Diagram1

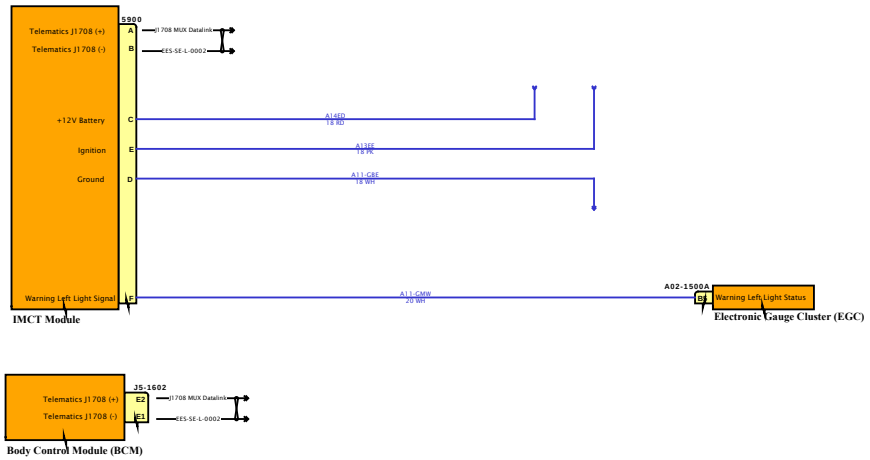

DESIGN DESCRIPTION

FEATURE CODES

SOFTWARE FEATURE CODES

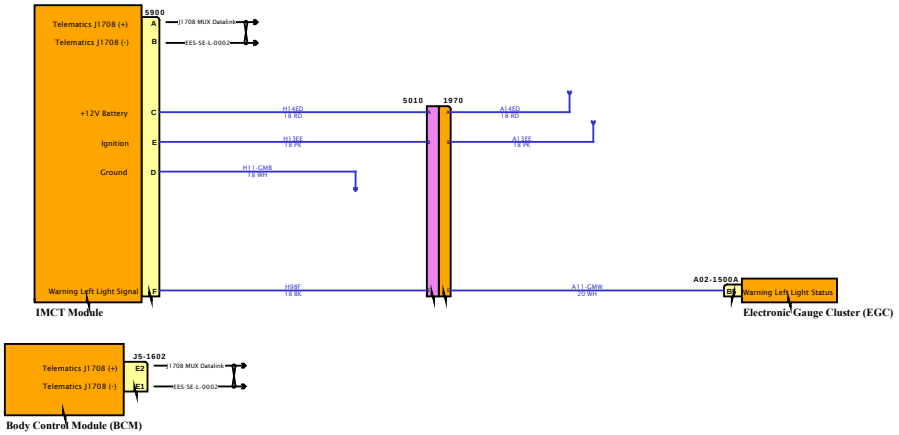

DESIGN DESCRIPTION

FEATURE CODES

SOFTWARE FEATURE CODES

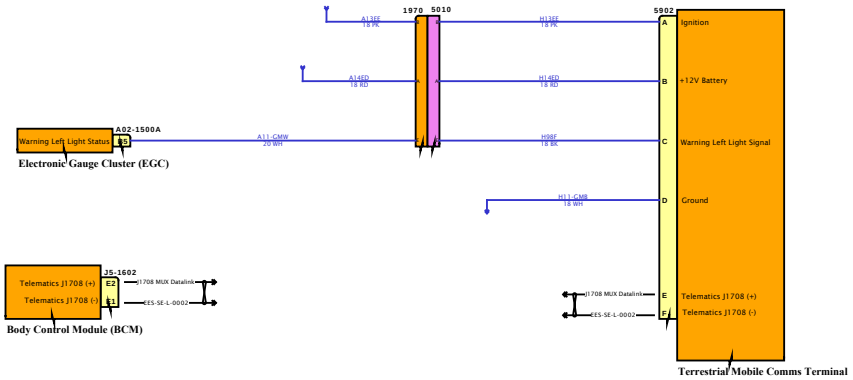

DESIGN DESCRIPTION

FEATURE CODES

SOFTWARE FEATURE CODES

DESIGN DESCRIPTION

FEATURE CODES

SOFTWARE FEATURE CODES

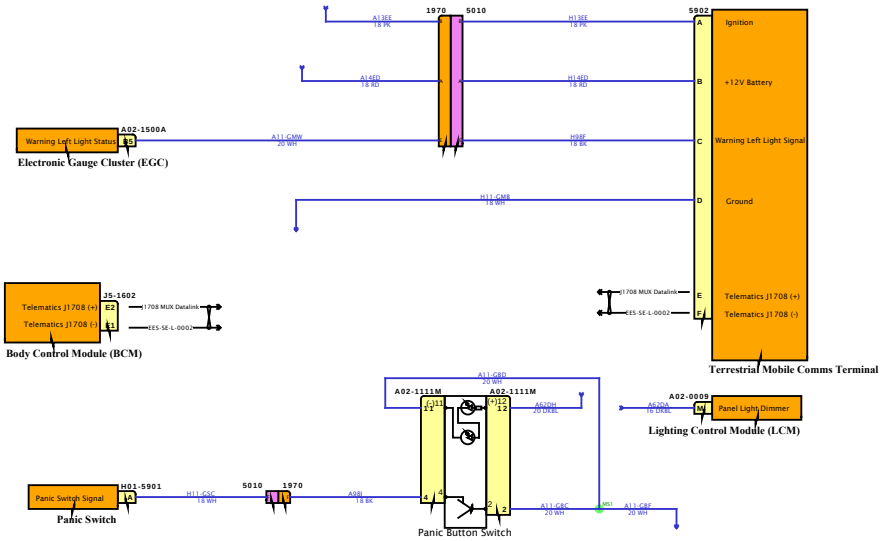

DESIGN DESCRIPTION

FEATURE CODES

SOFTWARE FEATURE CODES

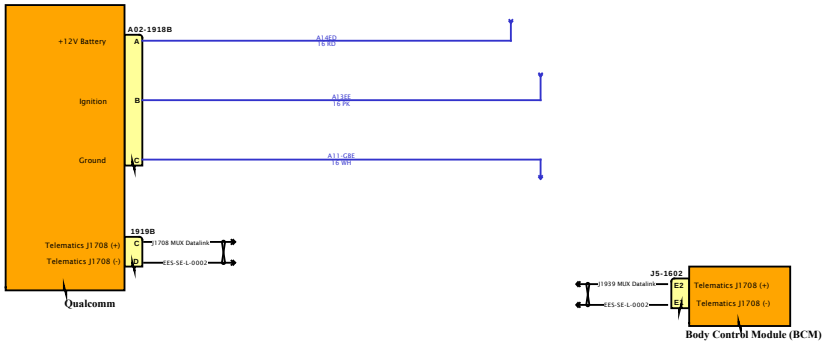

Diagram1

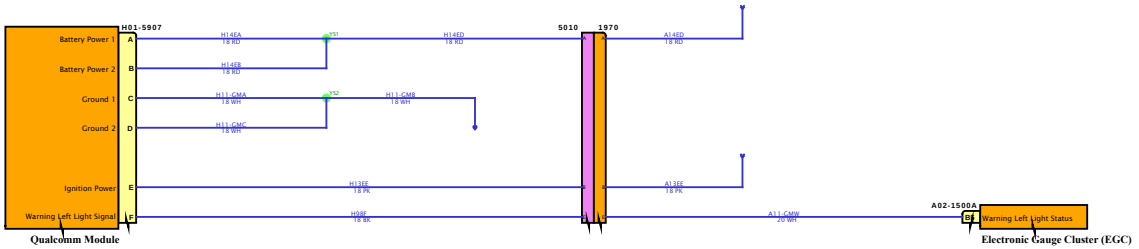

DESIGN DESCRIPTION

FEATURE CODES

SOFTWARE FEATURE CODES

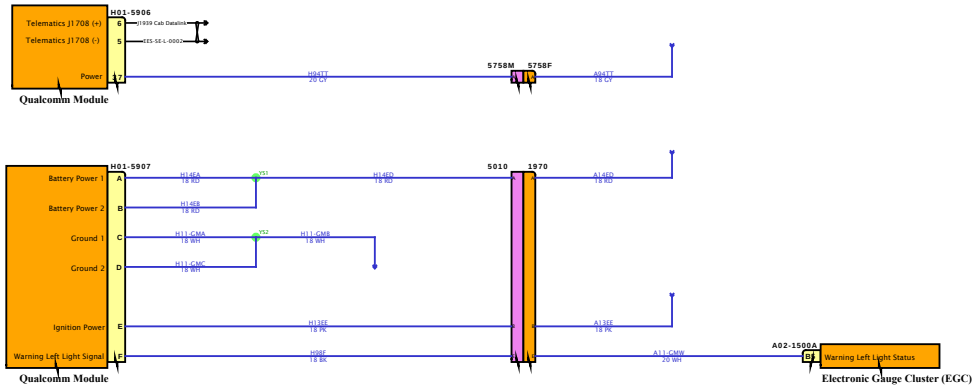

DESIGN DESCRIPTION

FEATURE CODES

SOFTWARE FEATURE CODES

Diagram1

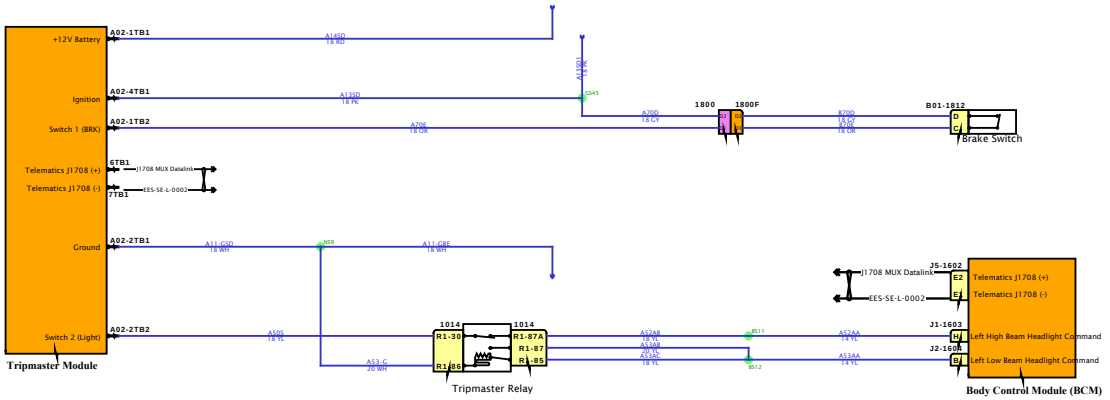

DESIGN DESCRIPTION

FEATURE CODES

SOFTWARE FEATURE CODES

Diagram1

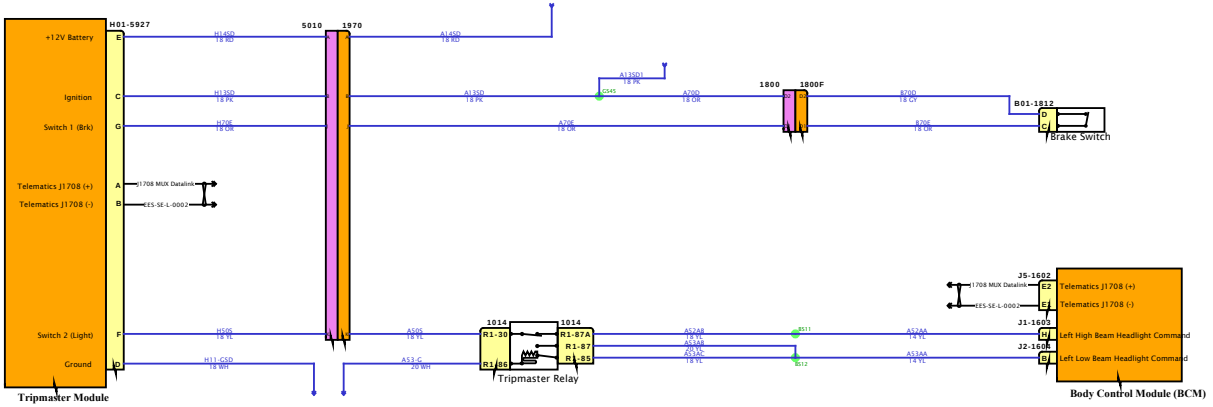

DESIGN DESCRIPTION

FEATURE CODES

SOFTWARE FEATURE CODES

Diagram1

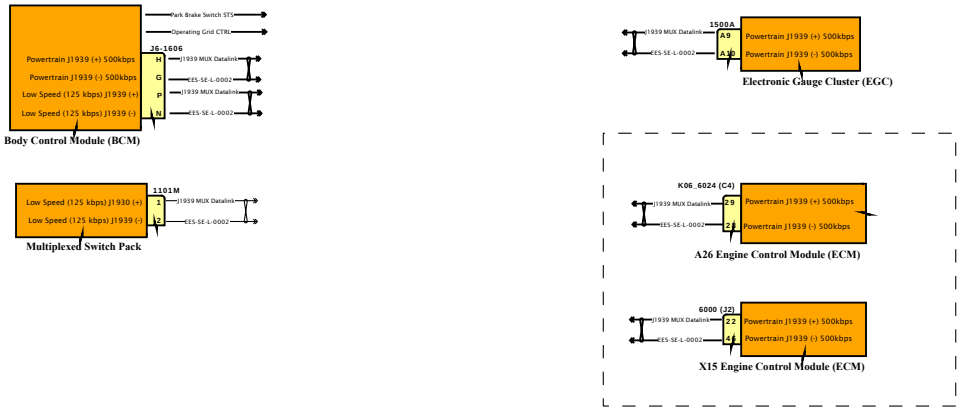

DESIGN DESCRIPTION

FEATURE CODES

SOFTWARE FEATURE CODES

Diagram1

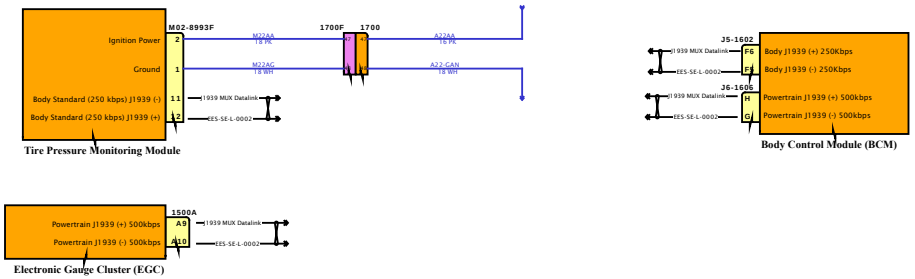

DESIGN DESCRIPTION

FEATURE CODES

SOFTWARE FEATURE CODES

Diagram1

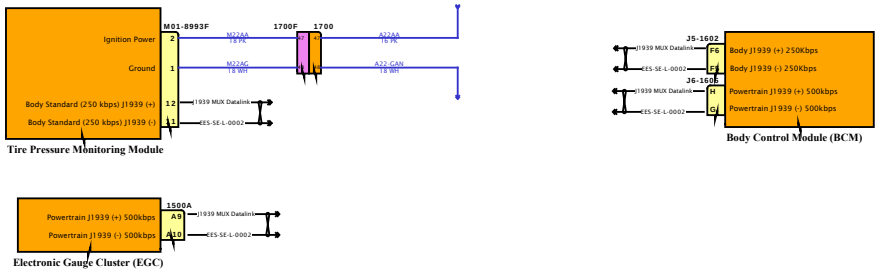

DESIGN DESCRIPTION

FEATURE CODES

SOFTWARE FEATURE CODES



DESIGN DESCRIPTION

FEATURE CODES

SOFTWARE FEATURE CODES

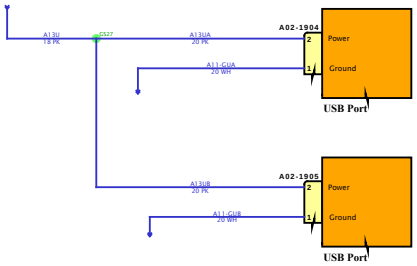

DESIGN DESCRIPTION

FEATURE CODES

SOFTWARE FEATURE CODES

Diagram2

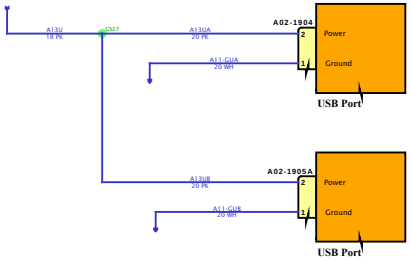

DESIGN DESCRIPTION

FEATURE CODES

SOFTWARE FEATURE CODES

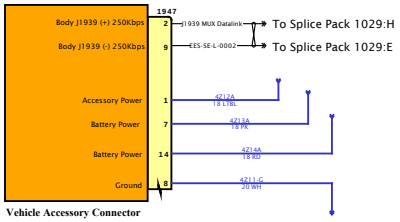

DESIGN DESCRIPTION

FEATURE CODES

SOFTWARE FEATURE CODES

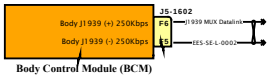

DESIGN DESCRIPTION

FEATURE CODES

SOFTWARE FEATURE CODES

DESIGN DESCRIPTION

FEATURE CODES

SOFTWARE FEATURE CODES

DESIGN DESCRIPTION

FEATURE CODES

SOFTWARE FEATURE CODES

DESIGN DESCRIPTION

FEATURE CODES

SOFTWARE FEATURE CODES

DESIGN DESCRIPTION

FEATURE CODES

SOFTWARE FEATURE CODES

DESIGN DESCRIPTION

FEATURE CODES

SOFTWARE FEATURE CODES

Diagram1

DESIGN DESCRIPTION

FEATURE CODES

SOFTWARE FEATURE CODES

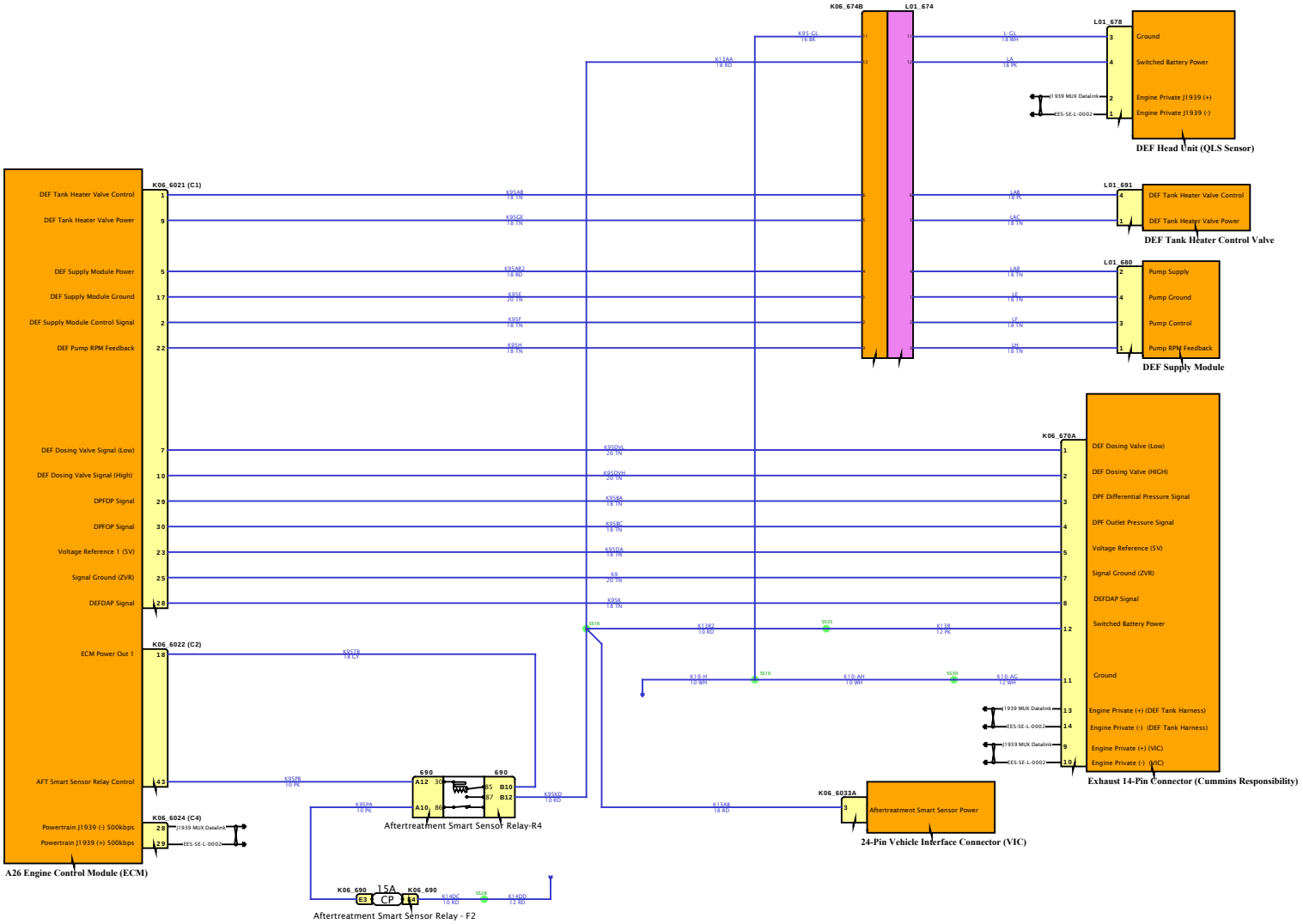

DESIGN DESCRIPTION

FEATURE CODES

SOFTWARE FEATURE CODES

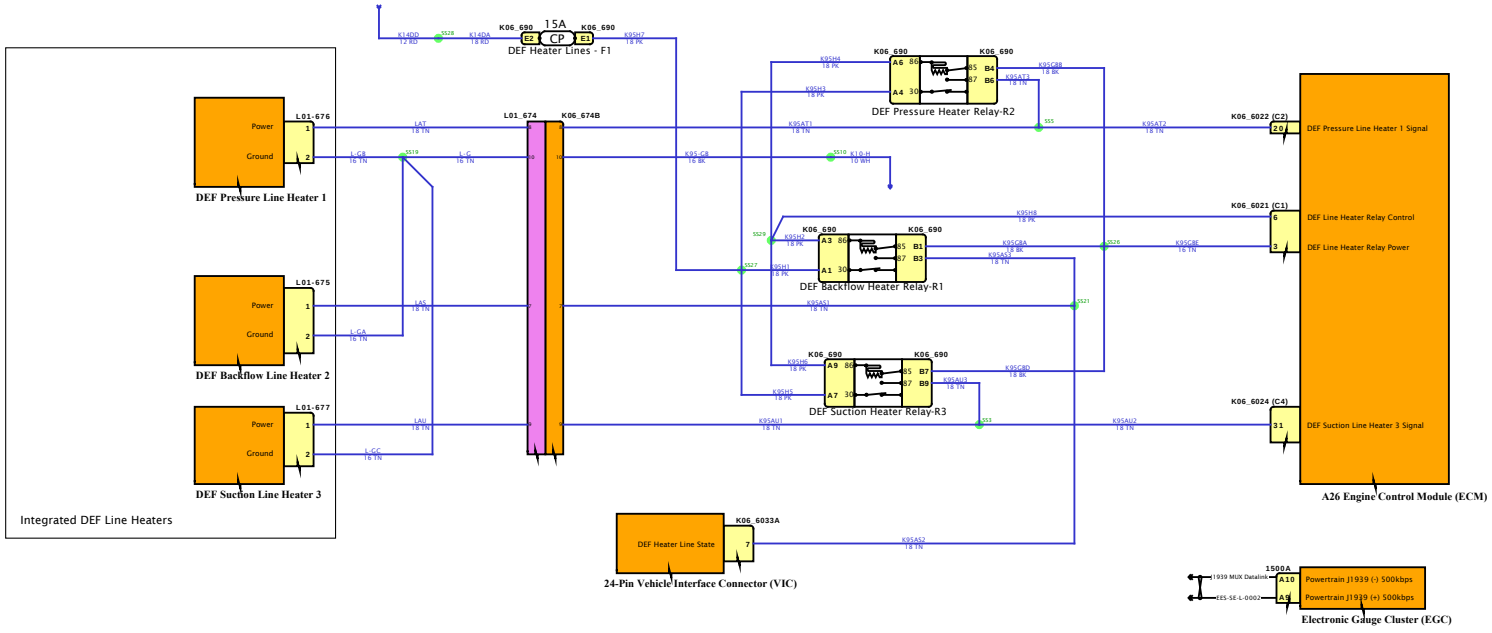

DESIGN DESCRIPTION

FEATURE CODES

SOFTWARE FEATURE CODES

Diagram1 - DEF Tank FT Mtd (674B) and Horizontal Exhaust (670A)

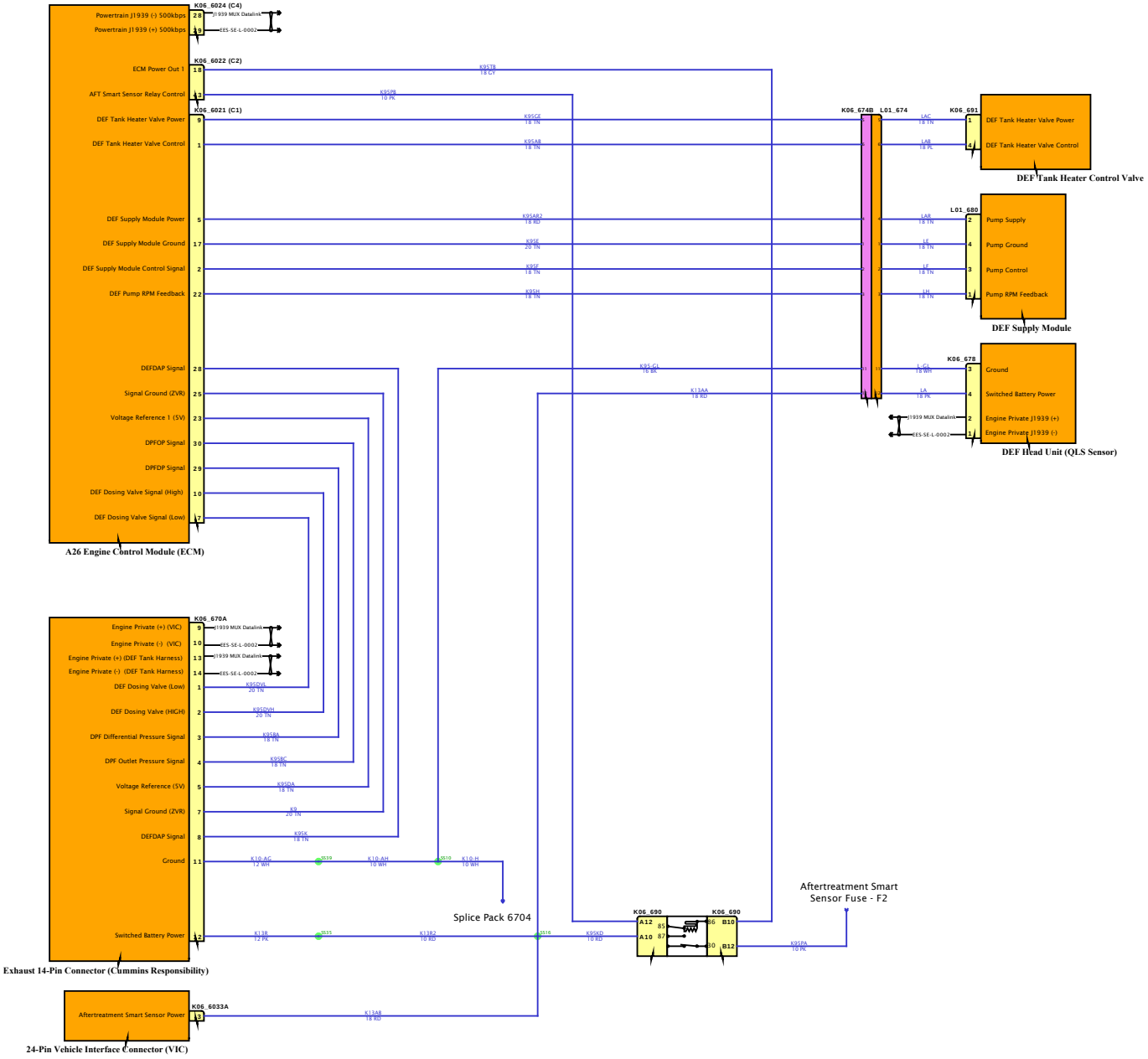

DESIGN DESCRIPTION

FEATURE CODES

SOFTWARE FEATURE CODES

Diagram1 - DEF Tank RR Mtd (674) and Horizontal Exhaust (670A)

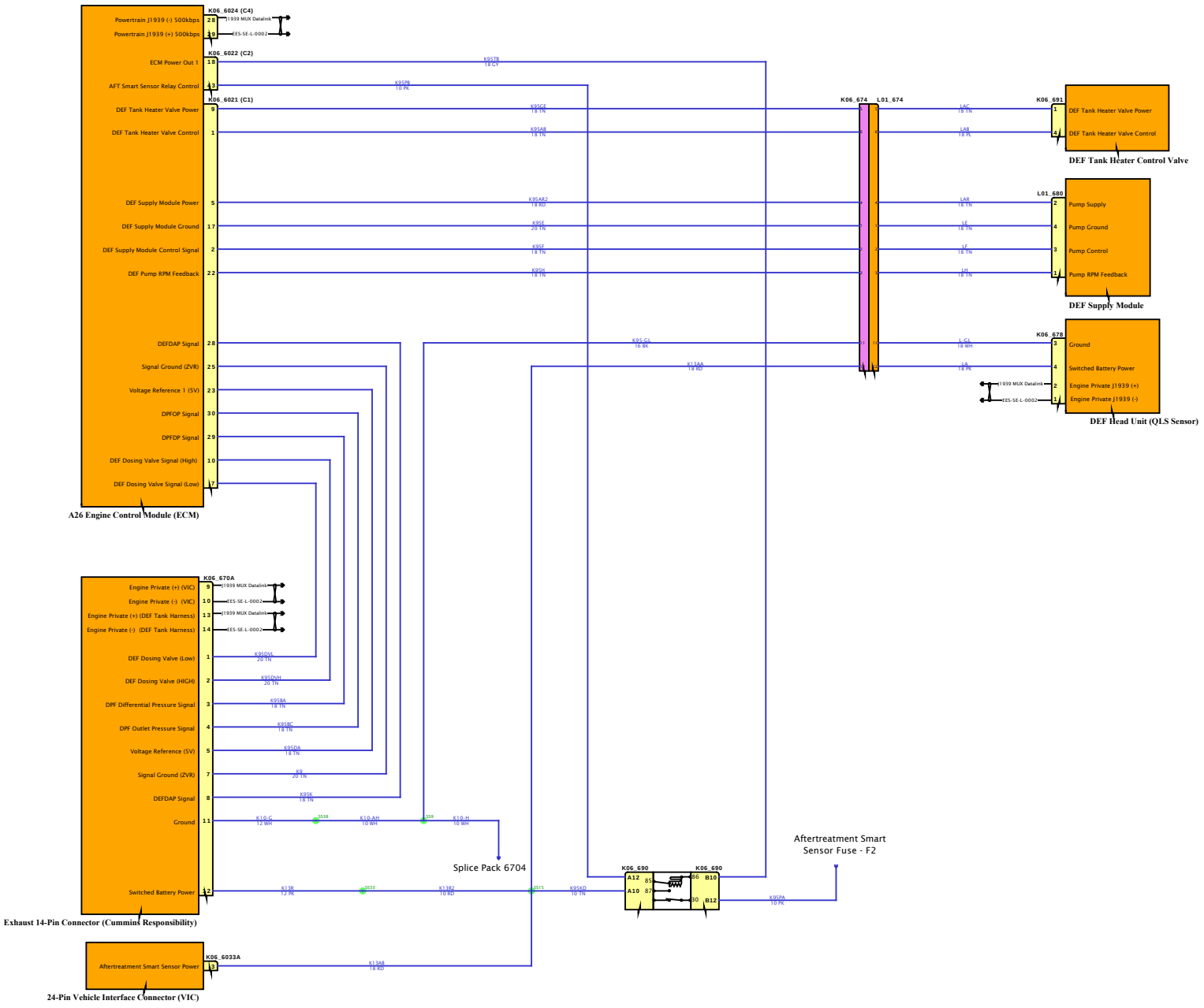

DESIGN DESCRIPTION

FEATURE CODES

SOFTWARE FEATURE CODES

Diagram1 - DEF Tank RR Mtd (674) and Vertical Exhaust (670B)

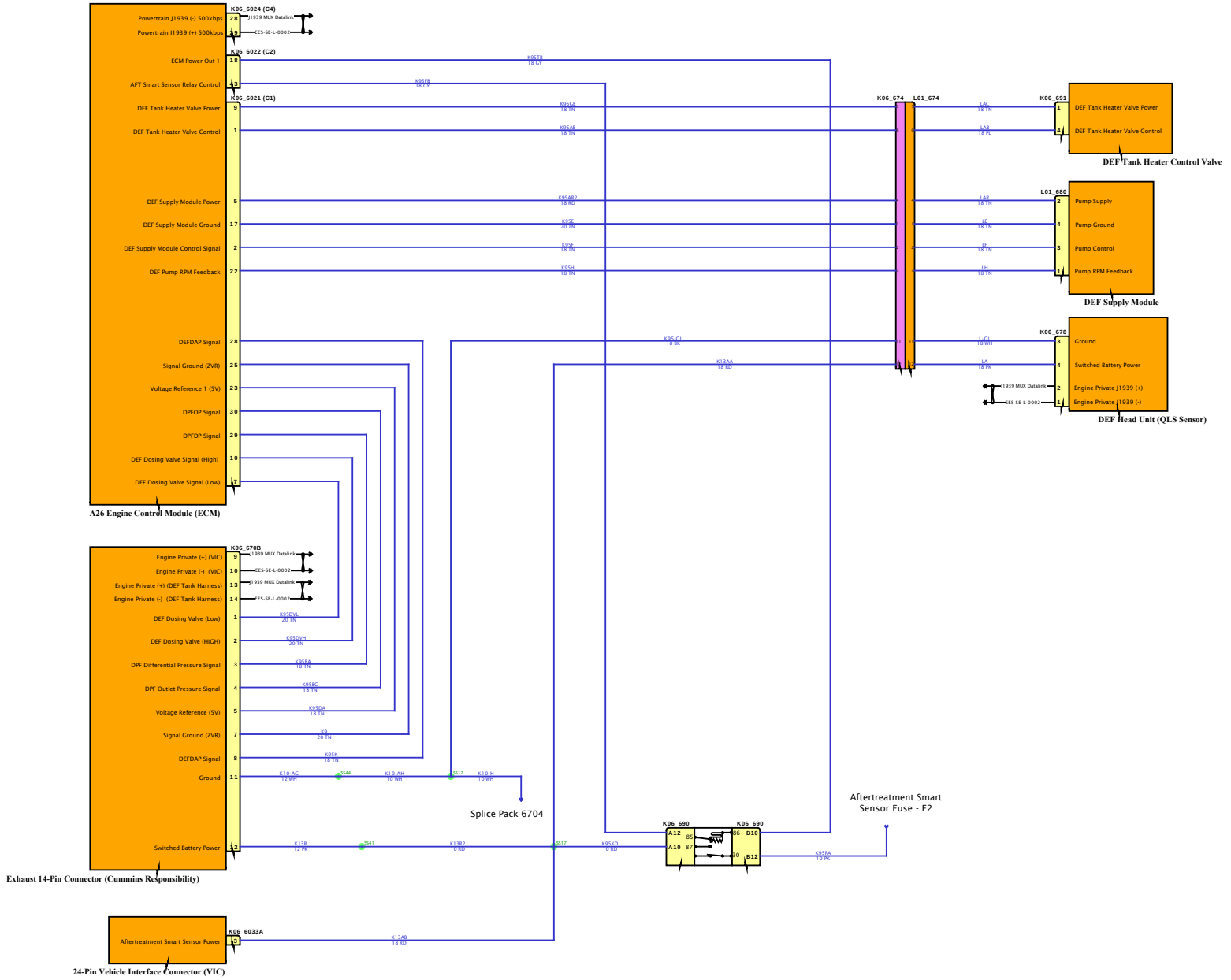

Diagram2 - DEF Tank FT Mtd (674B)

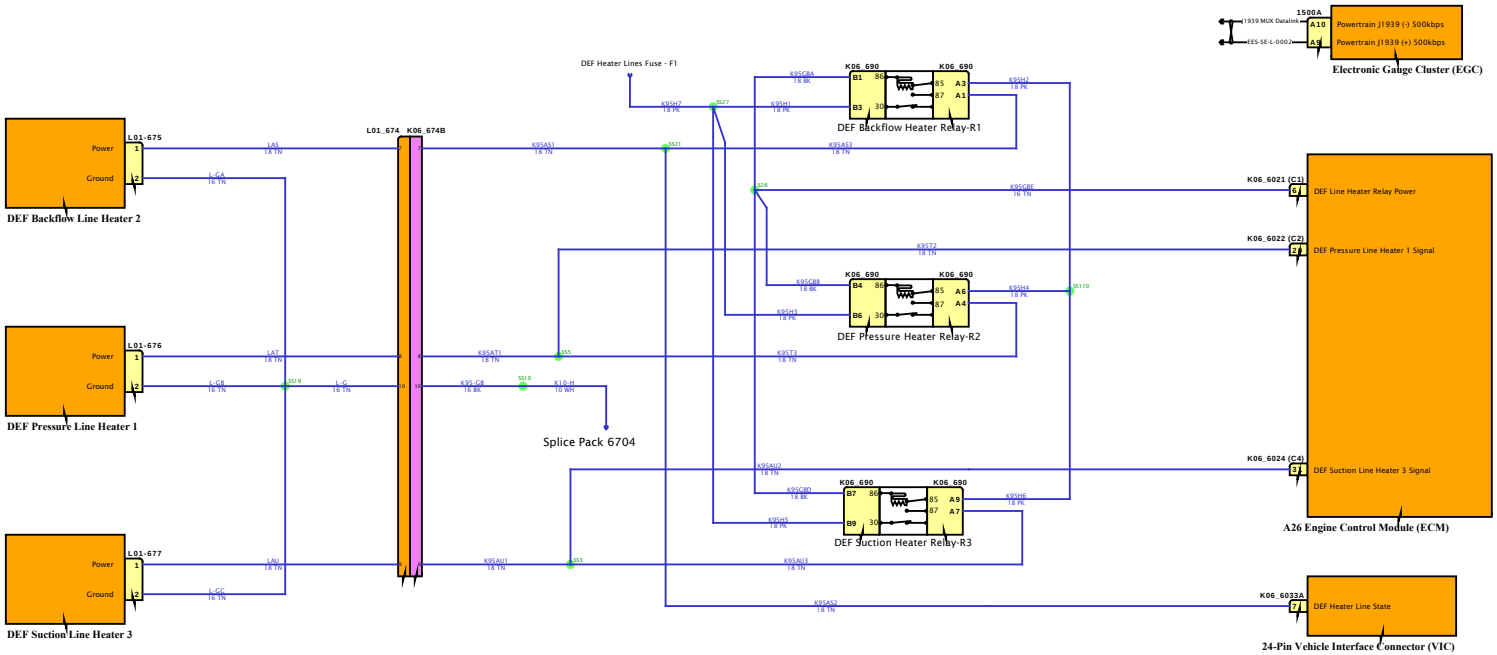

DESIGN DESCRIPTION

FEATURE CODES

SOFTWARE FEATURE CODES

Diagram2 - DEF Tank RR Mtd (674)

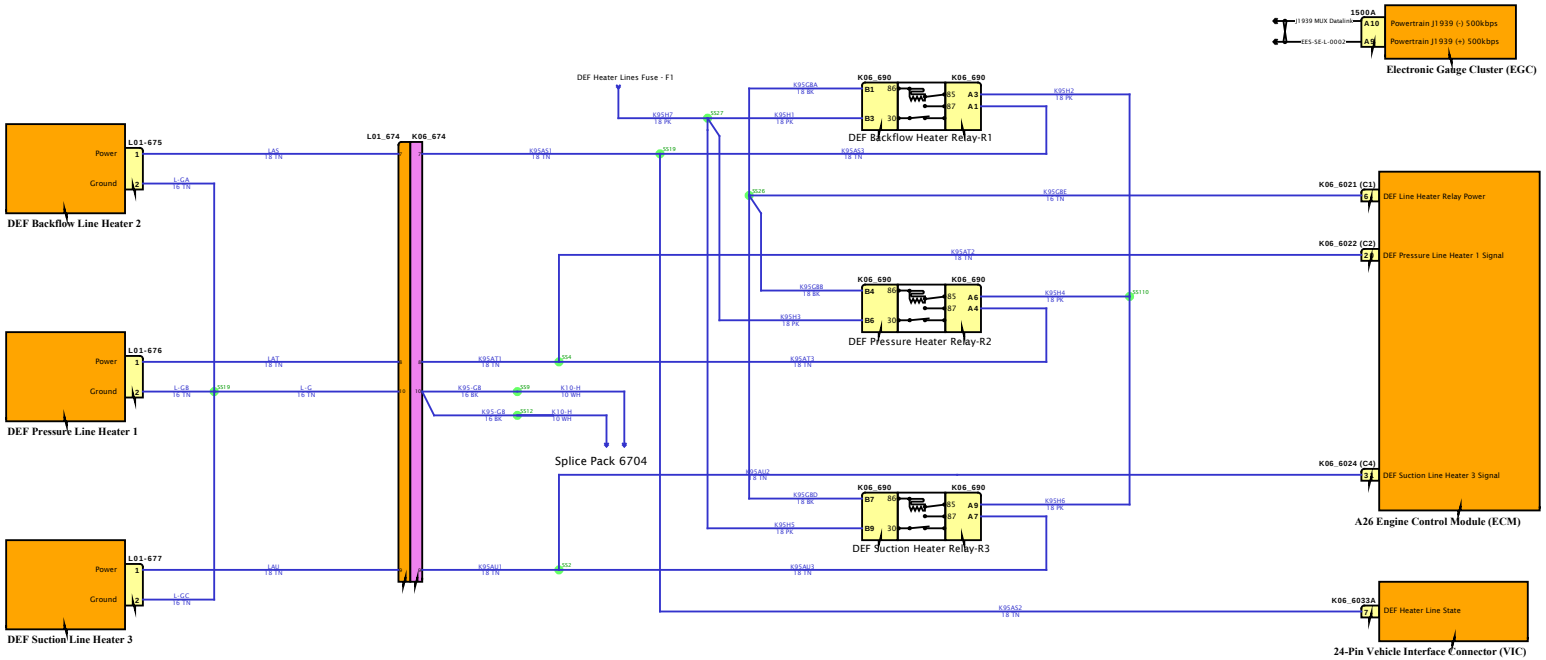

DESIGN DESCRIPTION

FEATURE CODES

SOFTWARE FEATURE CODES

Diagram1 - DEF Tank FT Mtd (674B) and Horizontal Exhaust (670A)

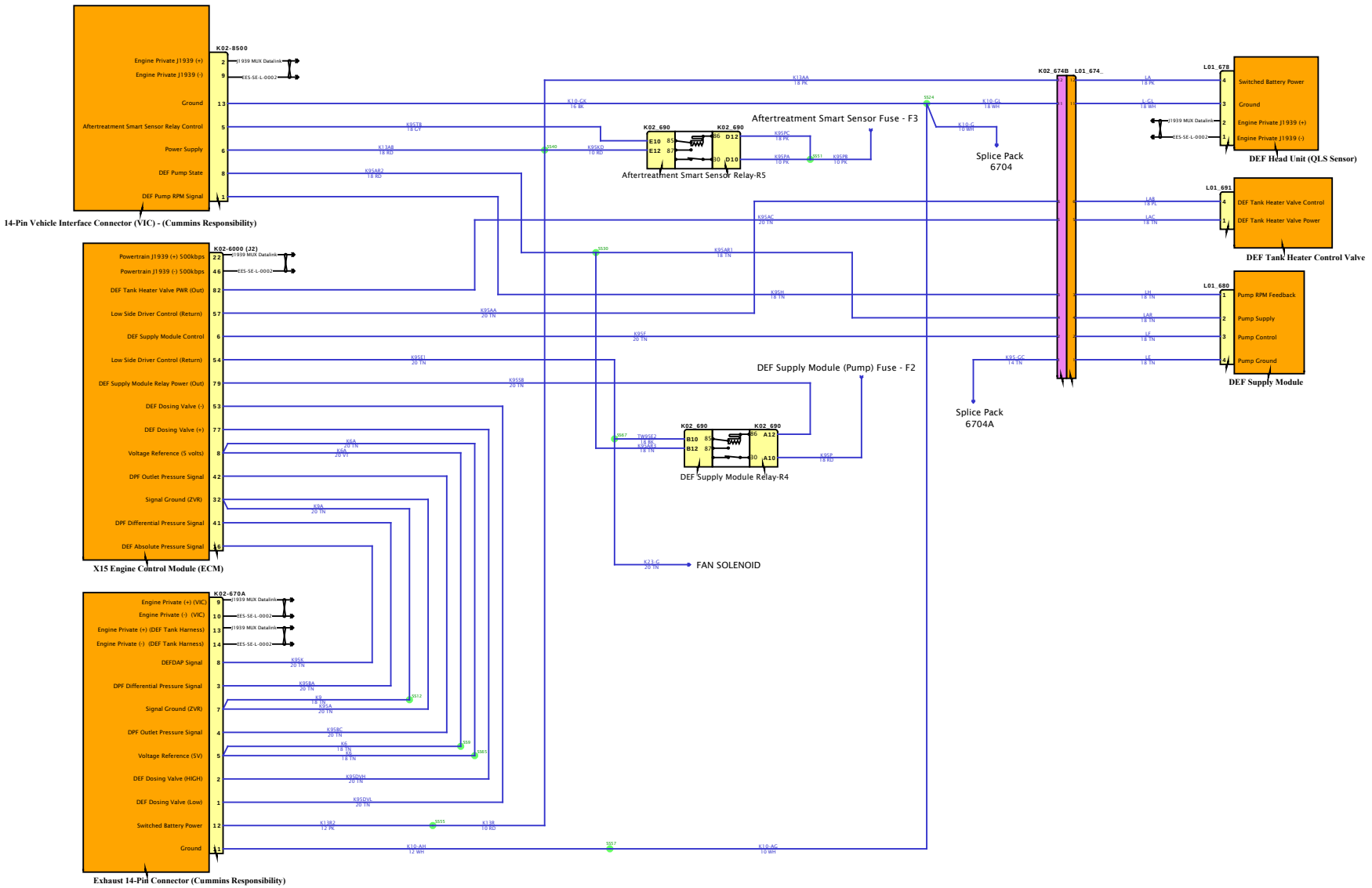

DESIGN DESCRIPTION

FEATURE CODES

SOFTWARE FEATURE CODES

Diagram1 - DEF Tank RR Mtd (674) and Horizontal Exhaust (670A)

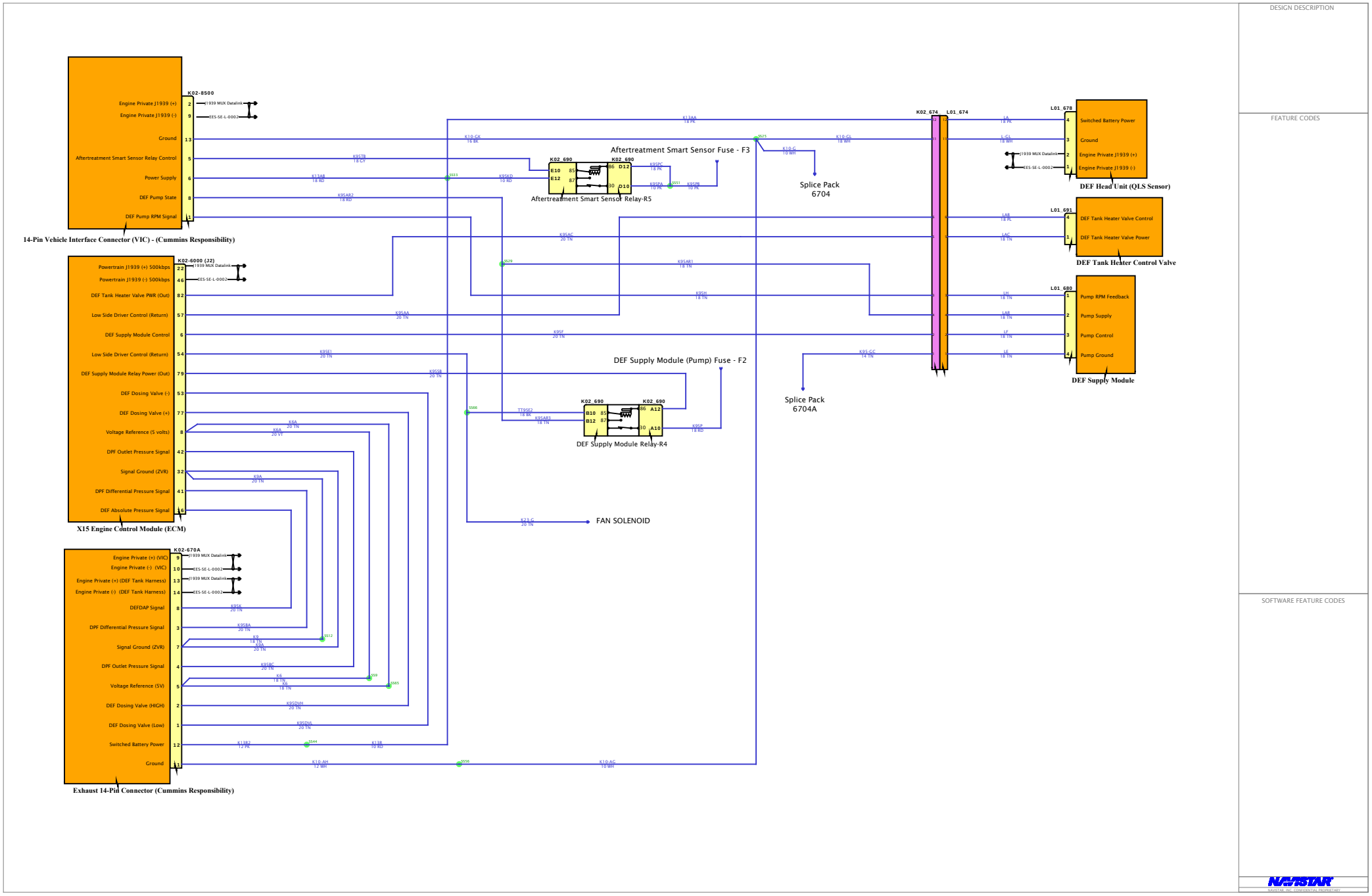

Diagram1 - DEF Tank RR Mtd (674) and Vertical Exhaust (670B)

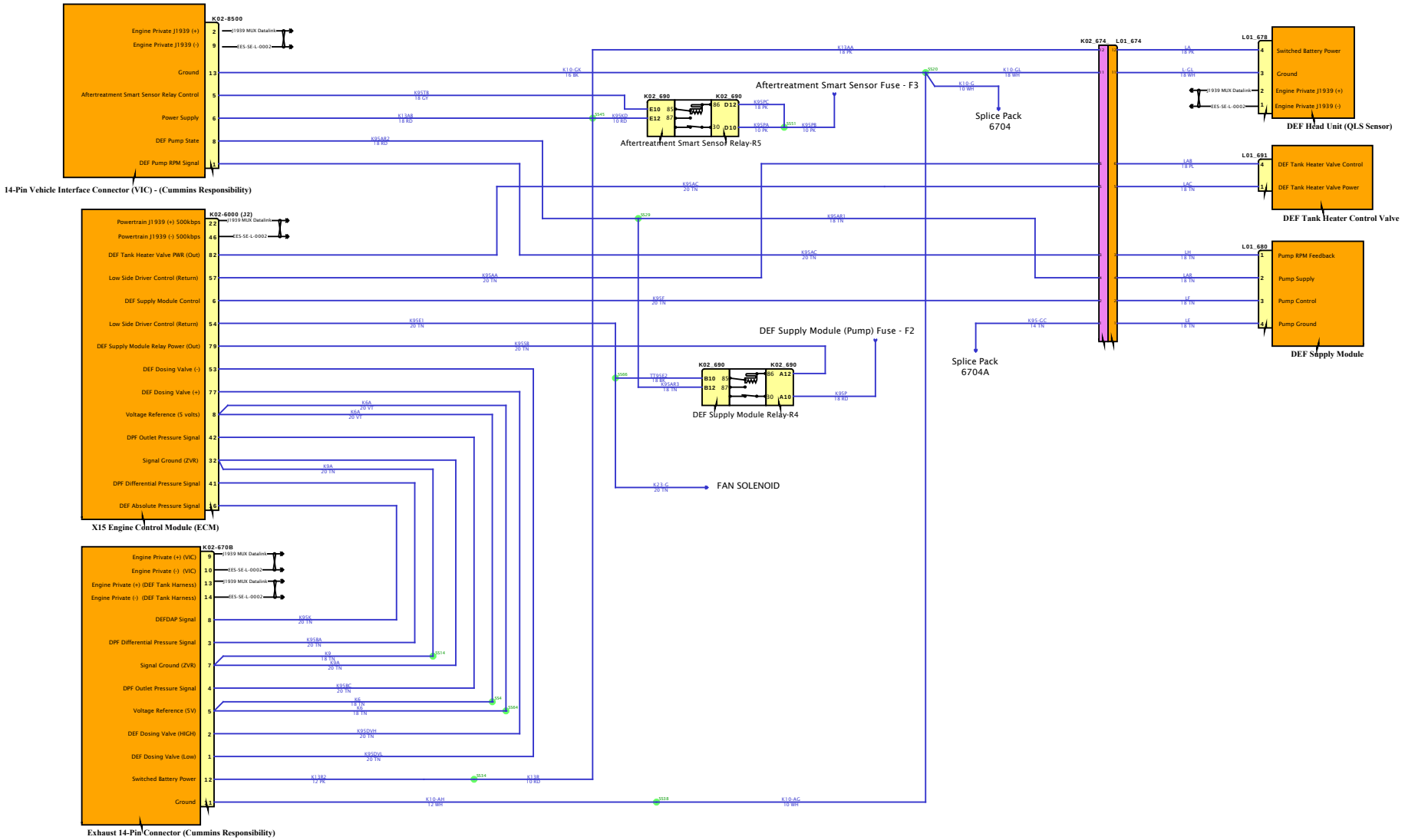

DESIGN DESCRIPTION

FEATURE CODES

SOFTWARE FEATURE CODES

Diagram2 - DEF Tank FT Mtd (674B)

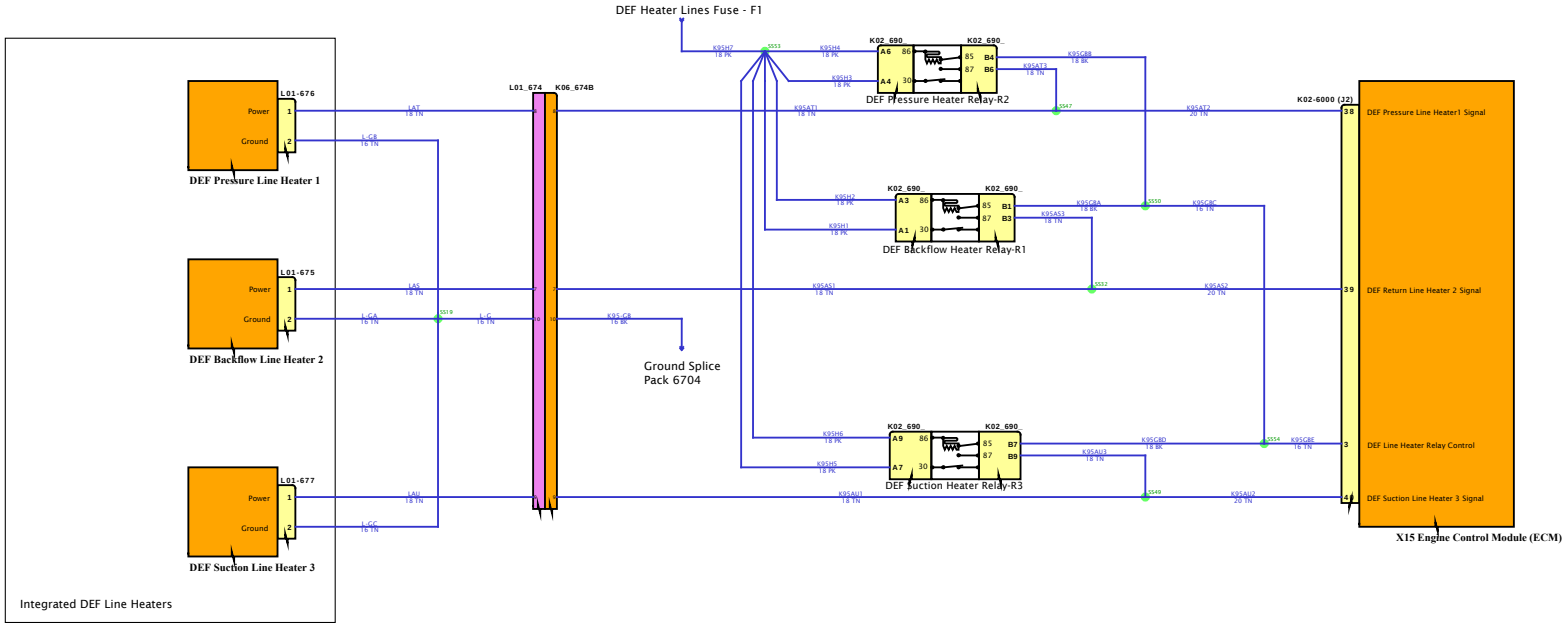

DESIGN DESCRIPTION

FEATURE CODES

SOFTWARE FEATURE CODES

Diagram2 - DEF Tank RR Mtd (674)

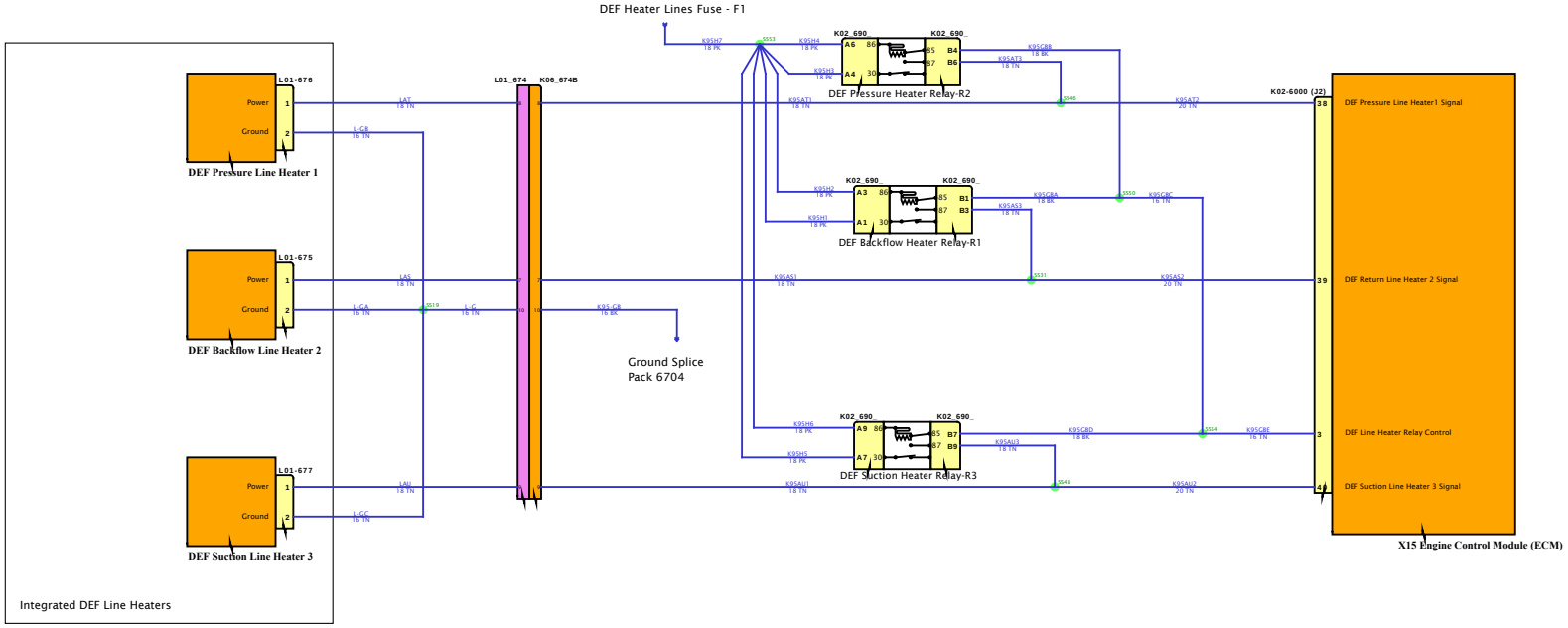

DESIGN DESCRIPTION

FEATURE CODES

SOFTWARE FEATURE CODES

DESIGN DESCRIPTION

FEATURE CODES

SOFTWARE FEATURE CODES

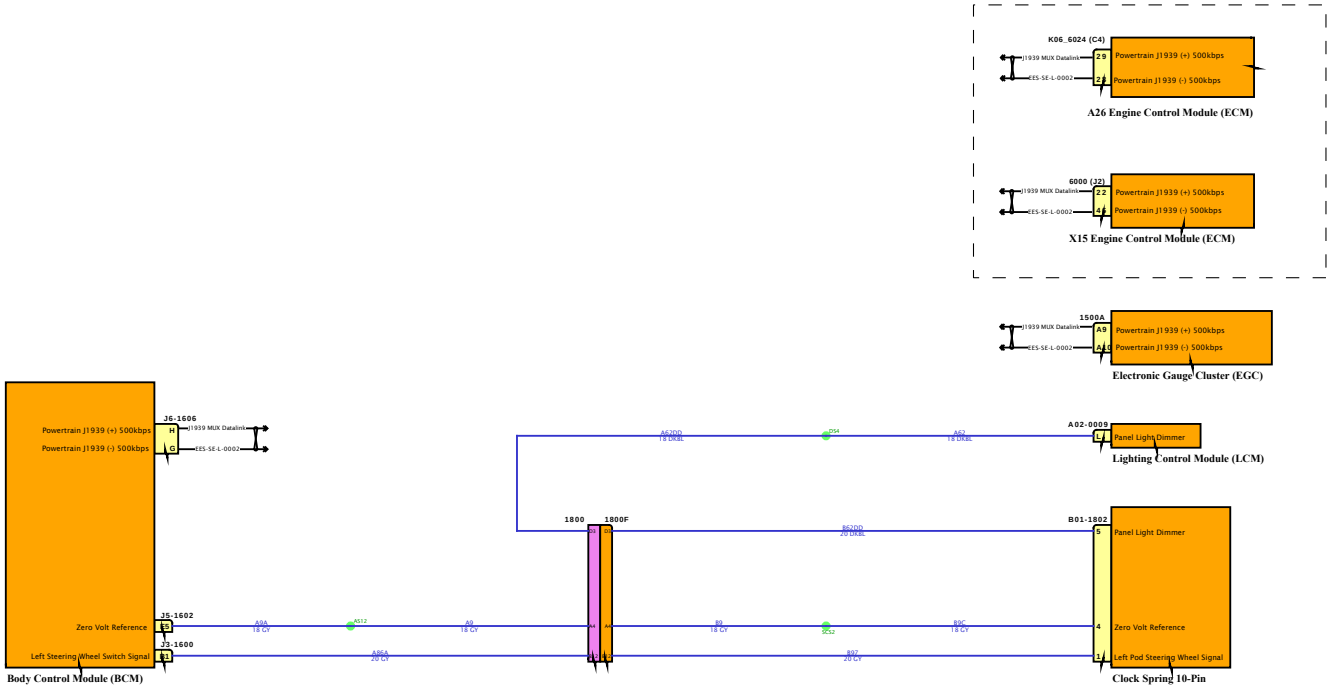

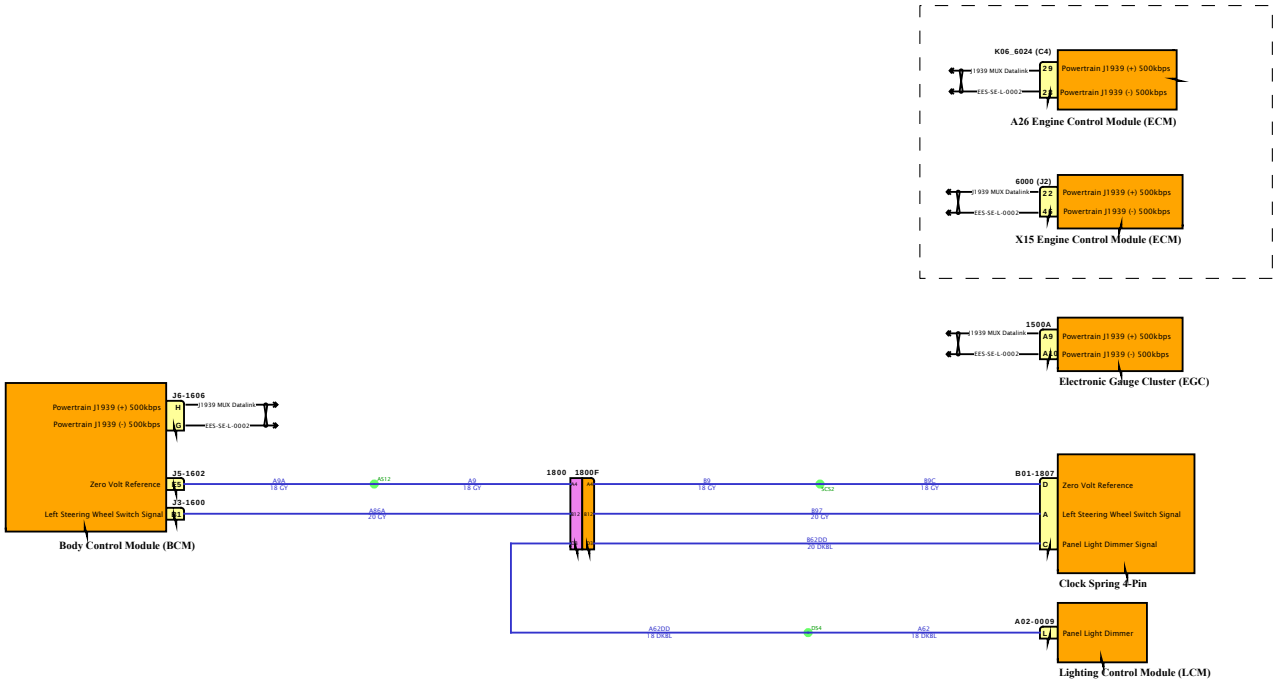

DESIGN DESCRIPTION

FEATURE CODES

SOFTWARE FEATURE CODES

Diagram1

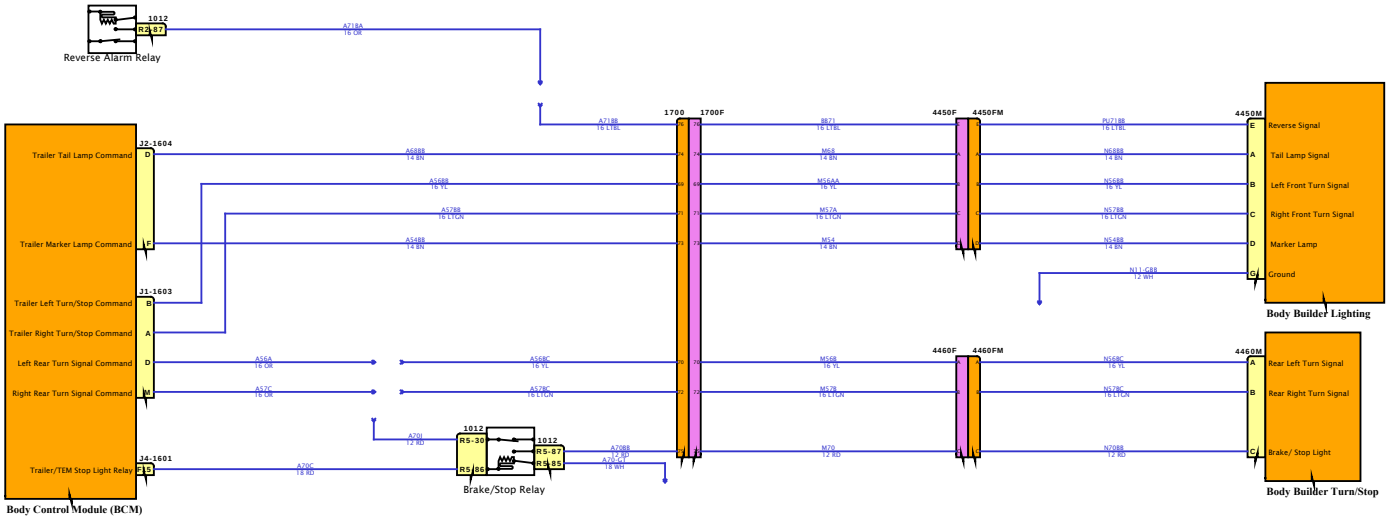

DESIGN DESCRIPTION

FEATURE CODES

SOFTWARE FEATURE CODES

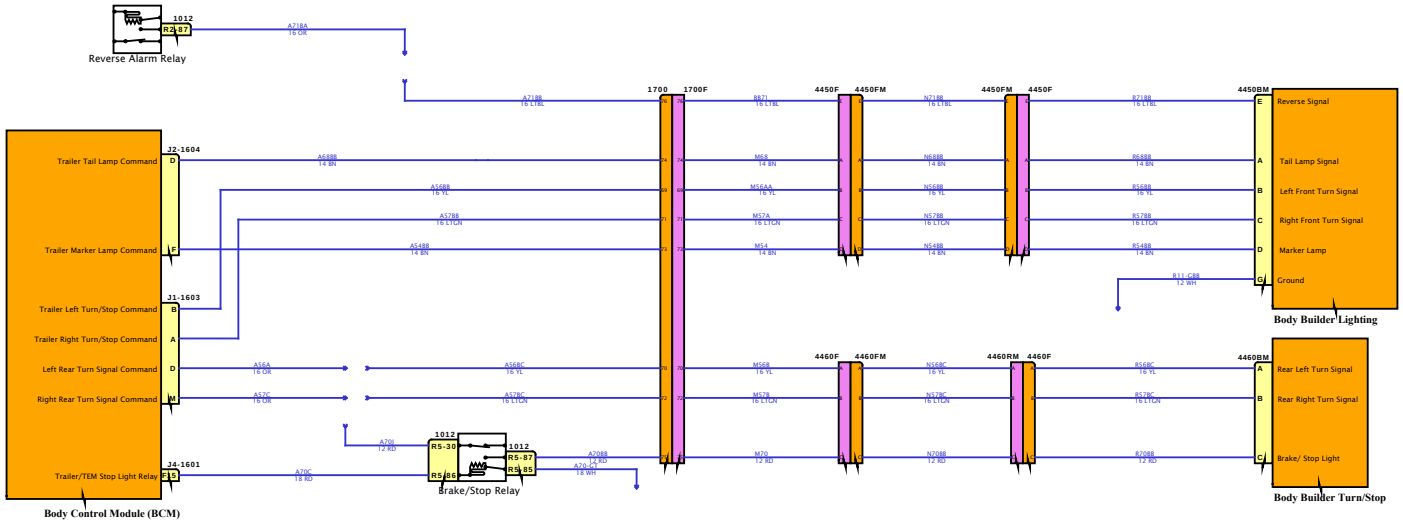

DESIGN DESCRIPTION

FEATURE CODES

SOFTWARE FEATURE CODES

Diagram1

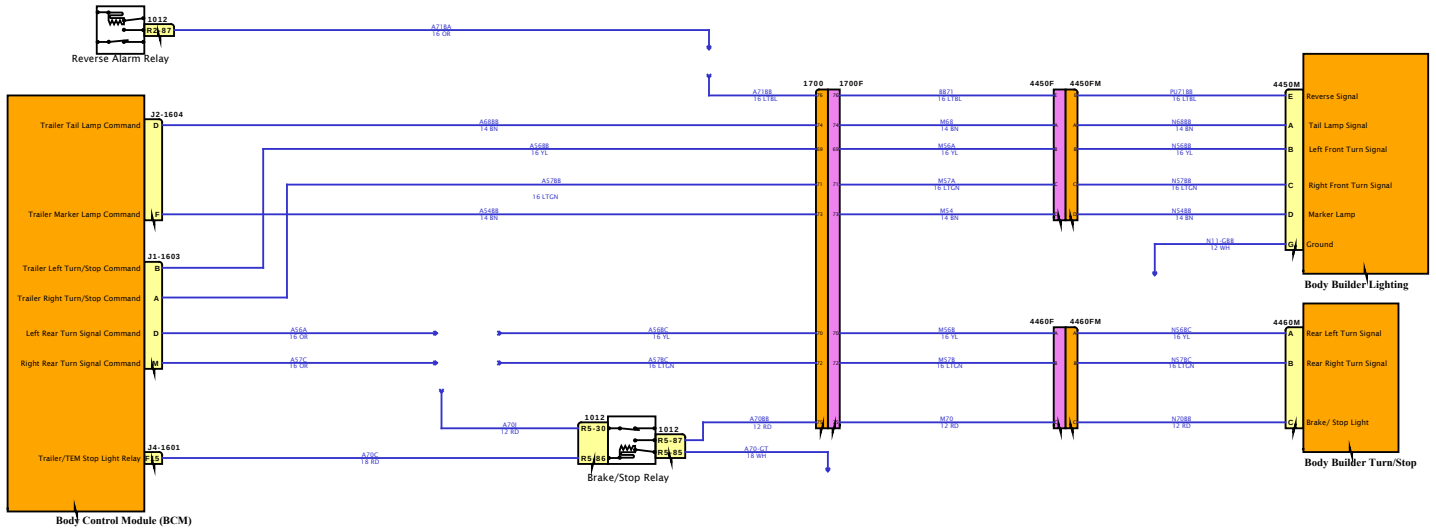

DESIGN DESCRIPTION

FEATURE CODES

SOFTWARE FEATURE CODES

Diagram2

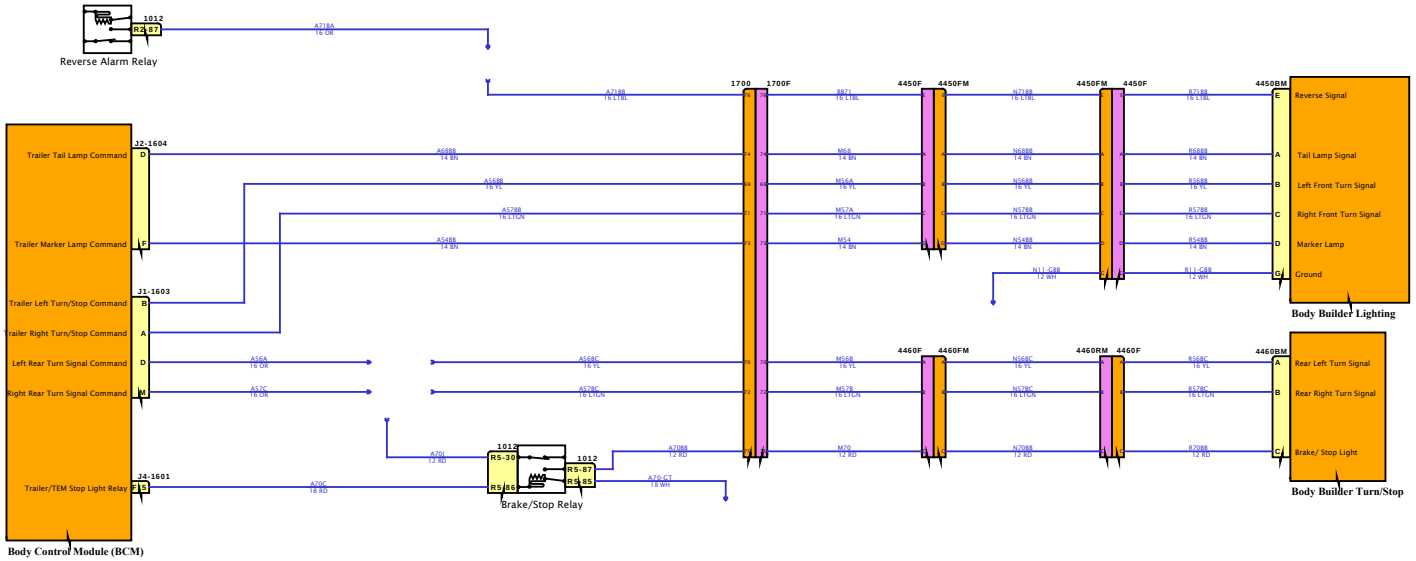

DESIGN DESCRIPTION

FEATURE CODES

SOFTWARE FEATURE CODES

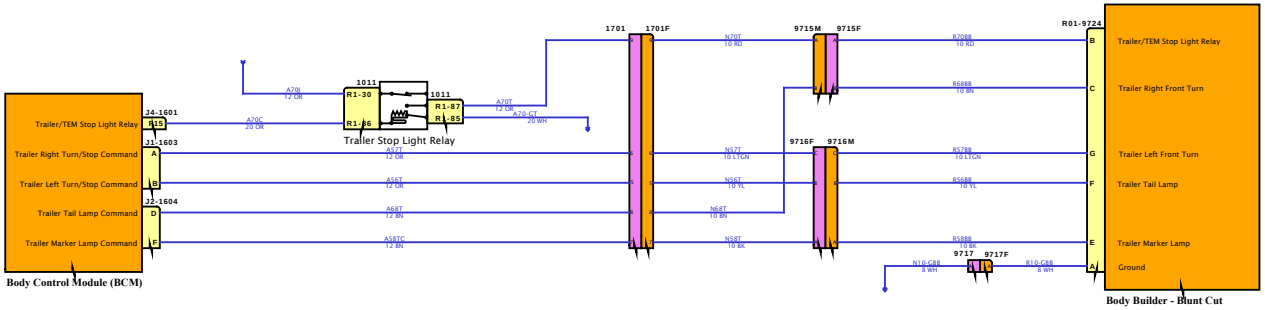

DESIGN DESCRIPTION

FEATURE CODES

SOFTWARE FEATURE CODES

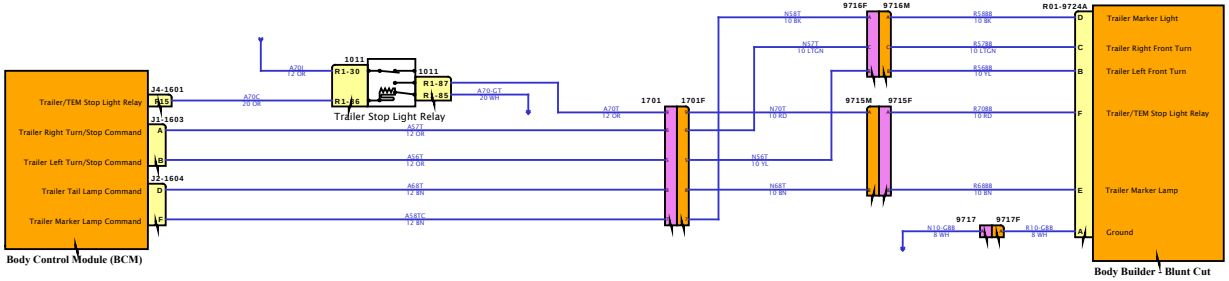

DESIGN DESCRIPTION

FEATURE CODES

SOFTWARE FEATURE CODES

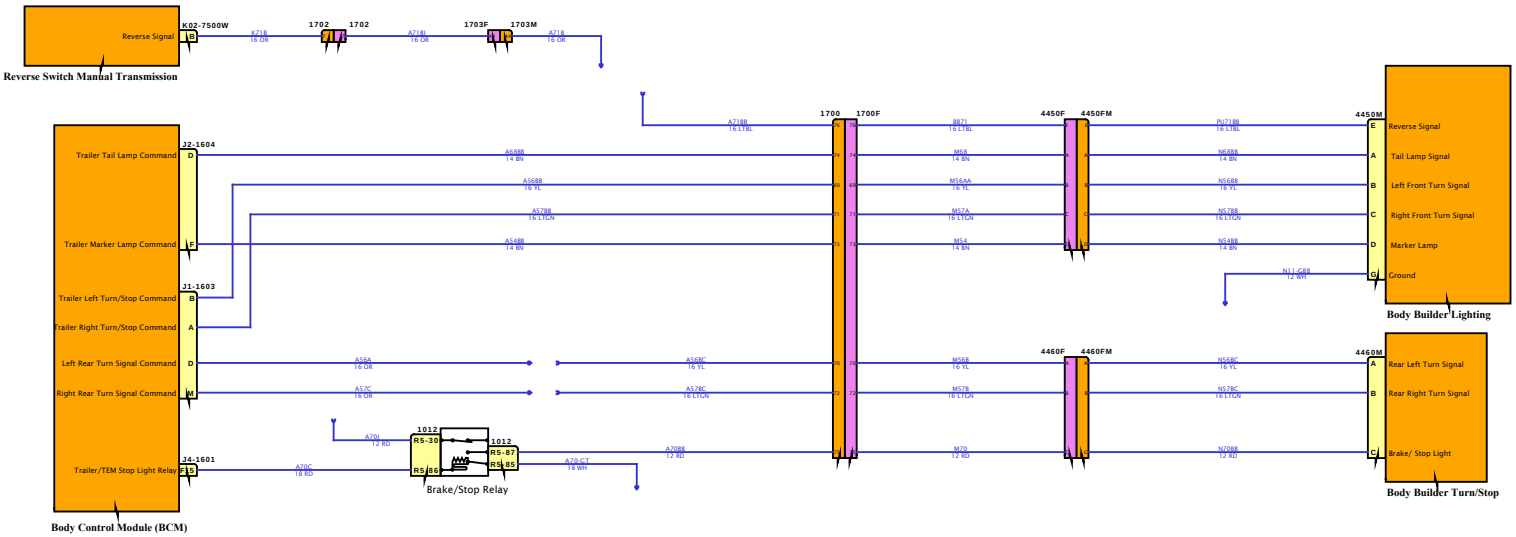

DESIGN DESCRIPTION

FEATURE CODES

SOFTWARE FEATURE CODES

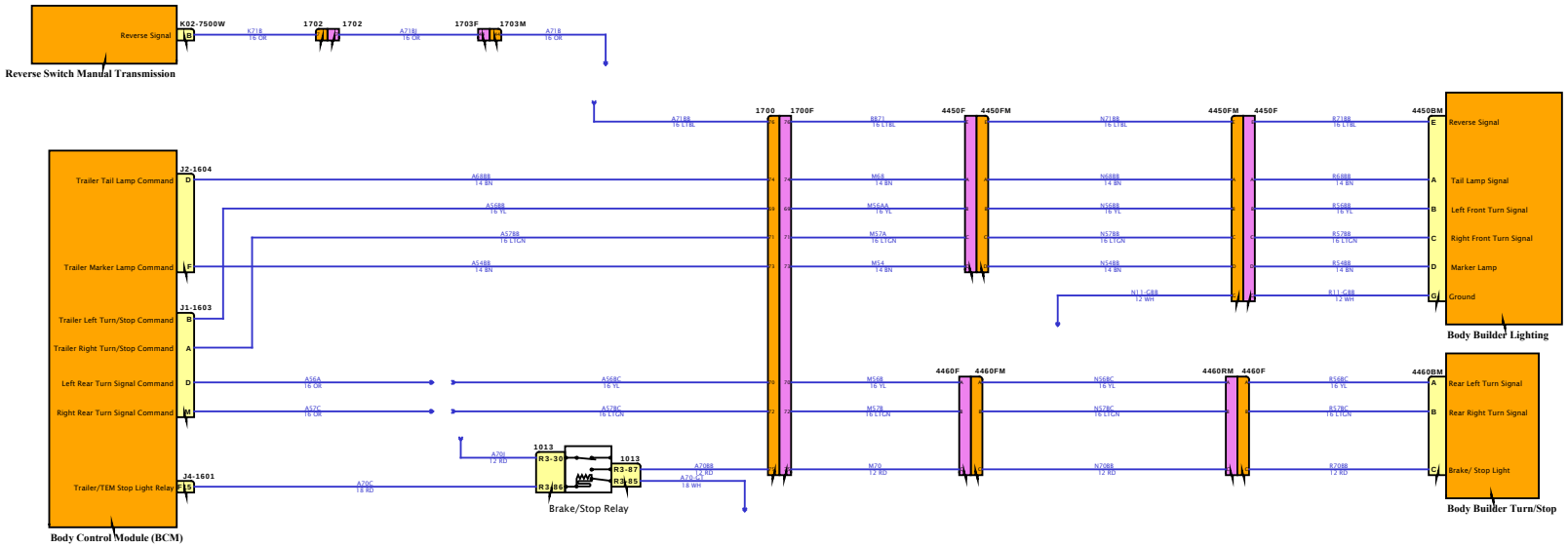

DESIGN DESCRIPTION

FEATURE CODES

SOFTWARE FEATURE CODES

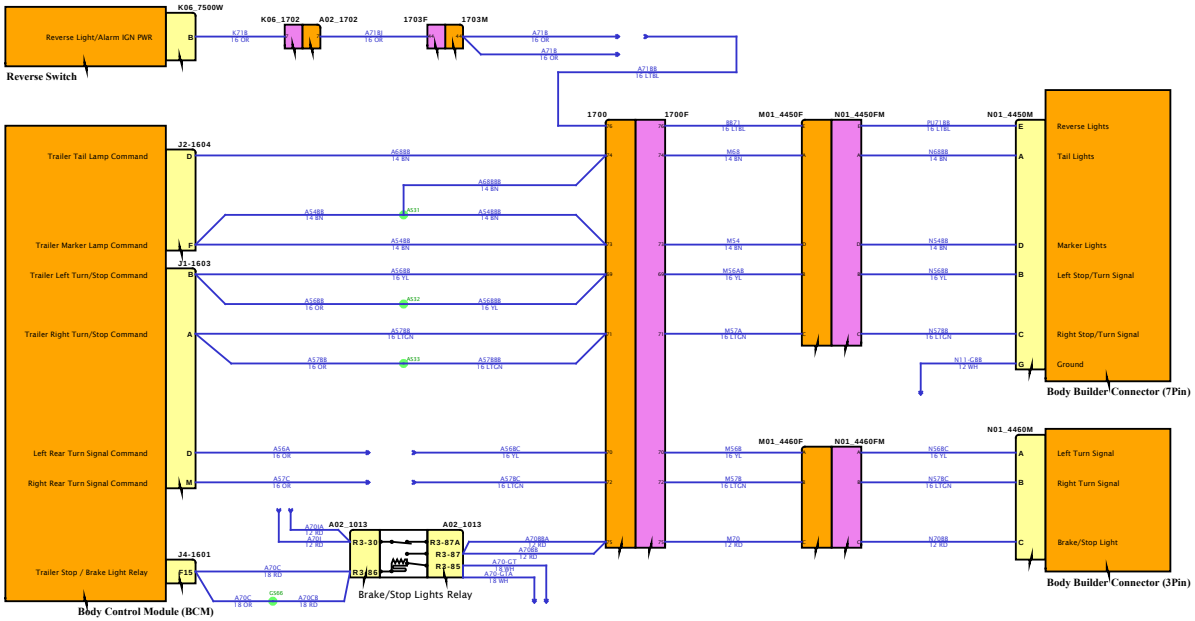

DESIGN DESCRIPTION

FEATURE CODES

SOFTWARE FEATURE CODES

Diagram2

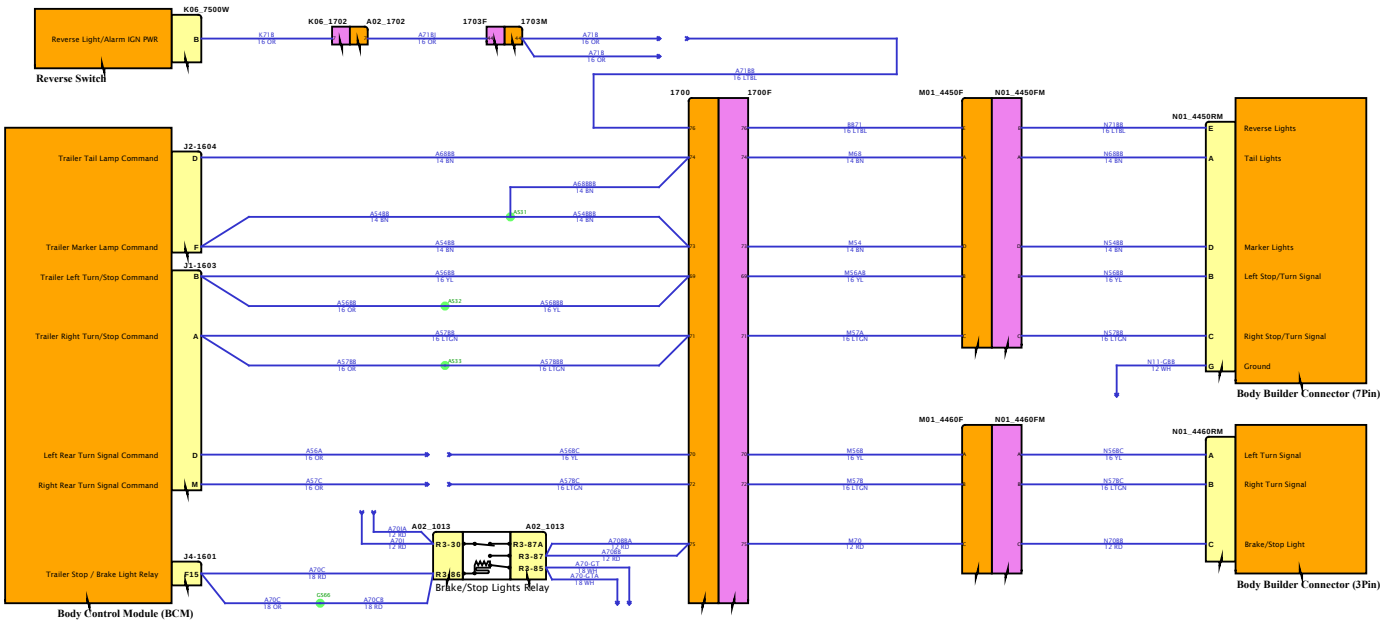

DESIGN DESCRIPTION

FEATURE CODES

SOFTWARE FEATURE CODES

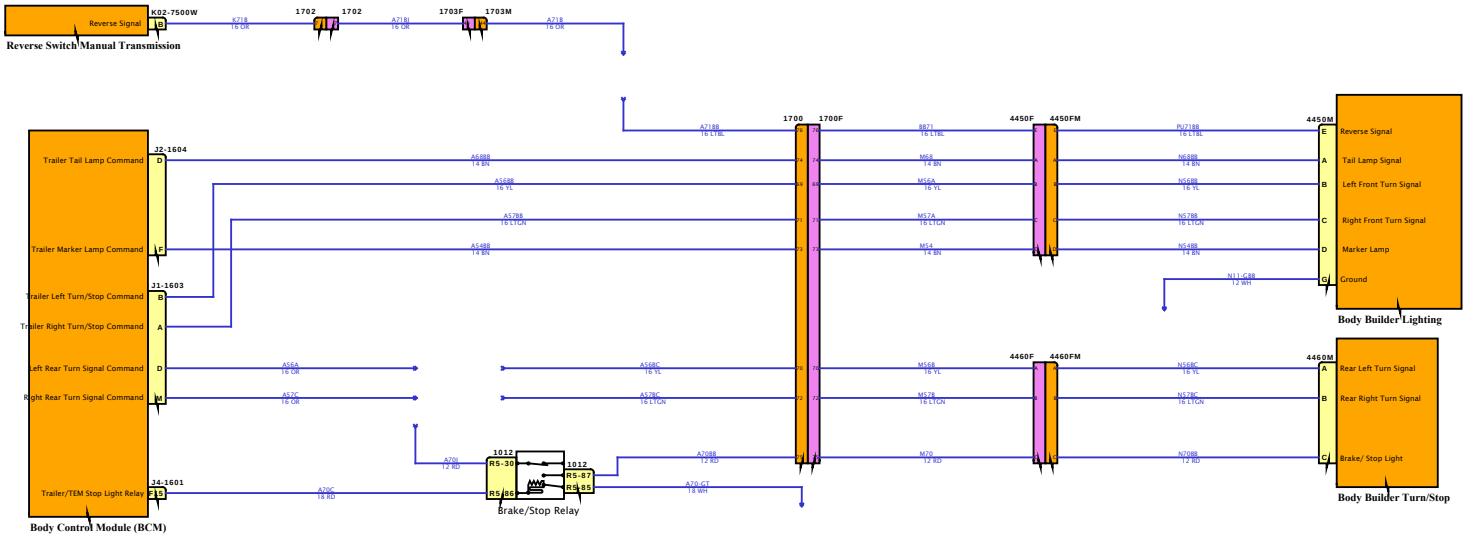

DESIGN DESCRIPTION

FEATURE CODES

SOFTWARE FEATURE CODES

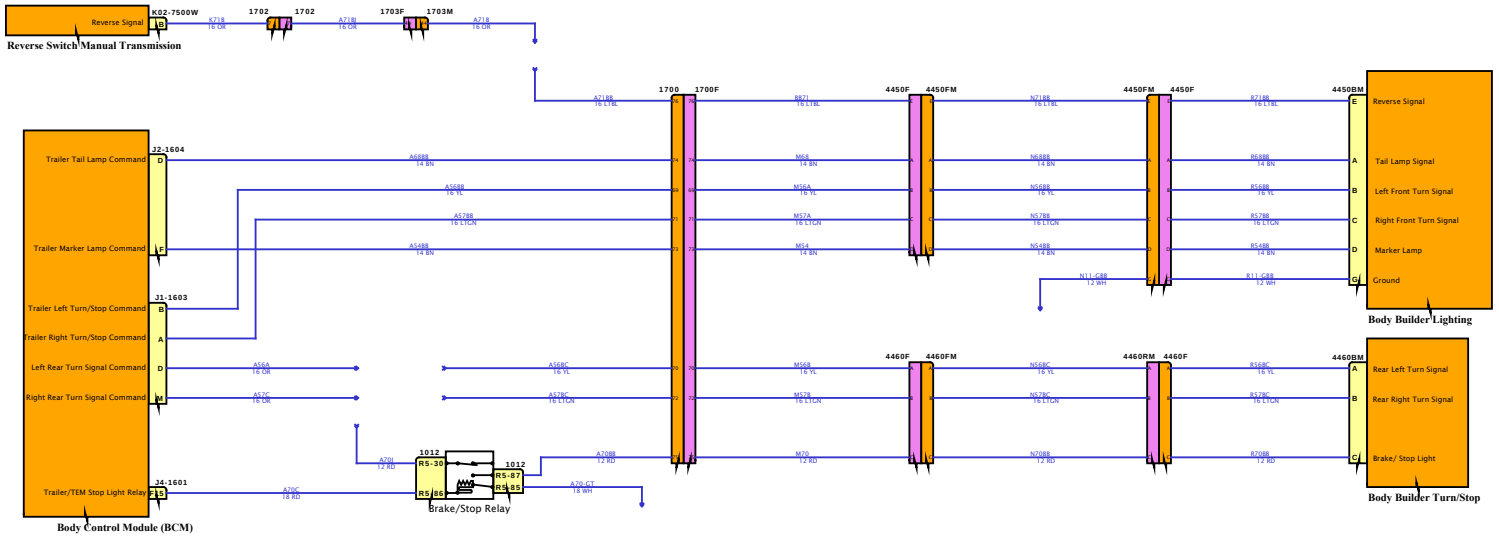

DESIGN DESCRIPTION

FEATURE CODES

SOFTWARE FEATURE CODES

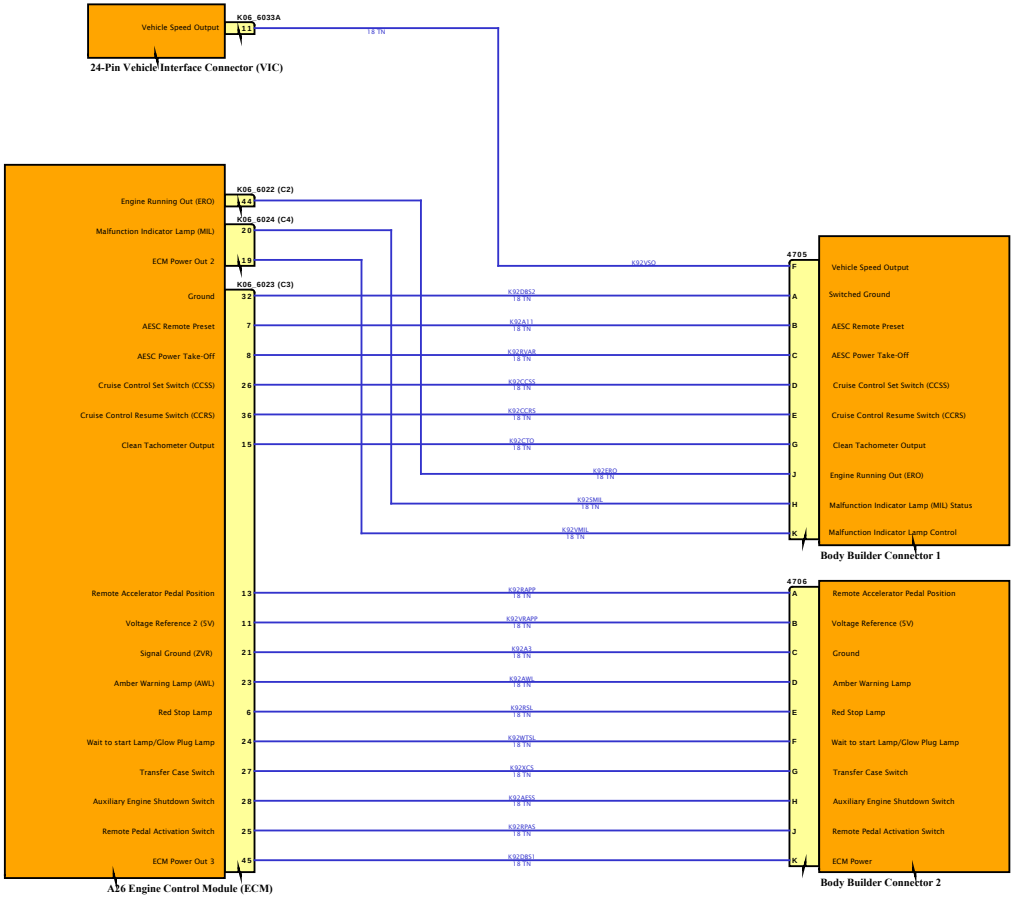

DESIGN DESCRIPTION

FEATURE CODES

SOFTWARE FEATURE CODES

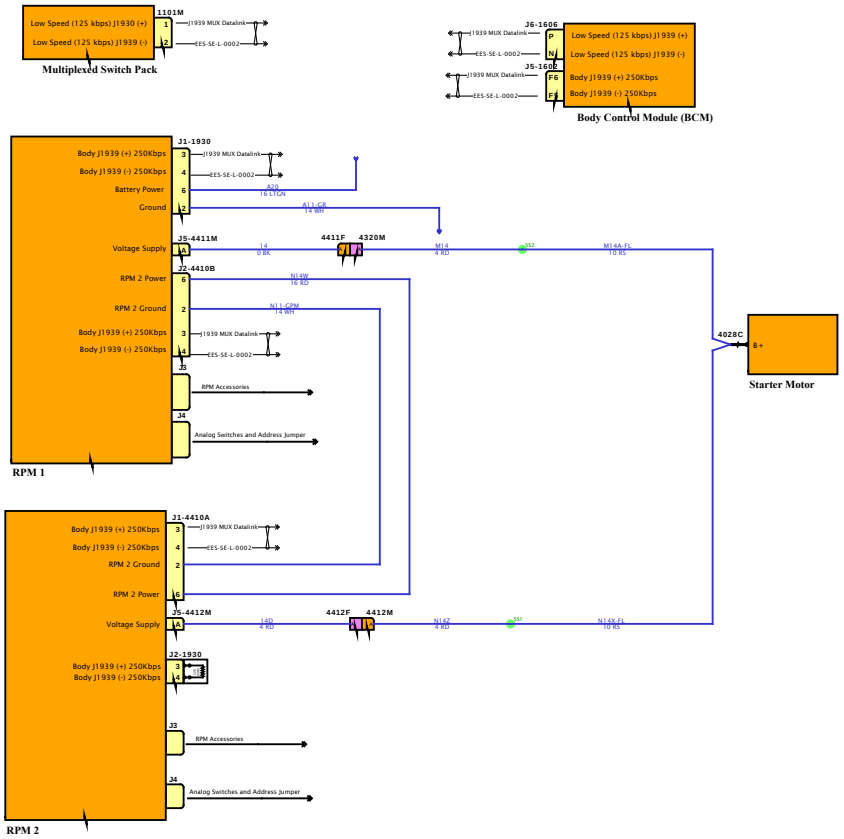

DESIGN DESCRIPTION

FEATURE CODES

SOFTWARE FEATURE CODES



DESIGN DESCRIPTION

FEATURE CODES

SOFTWARE FEATURE CODES

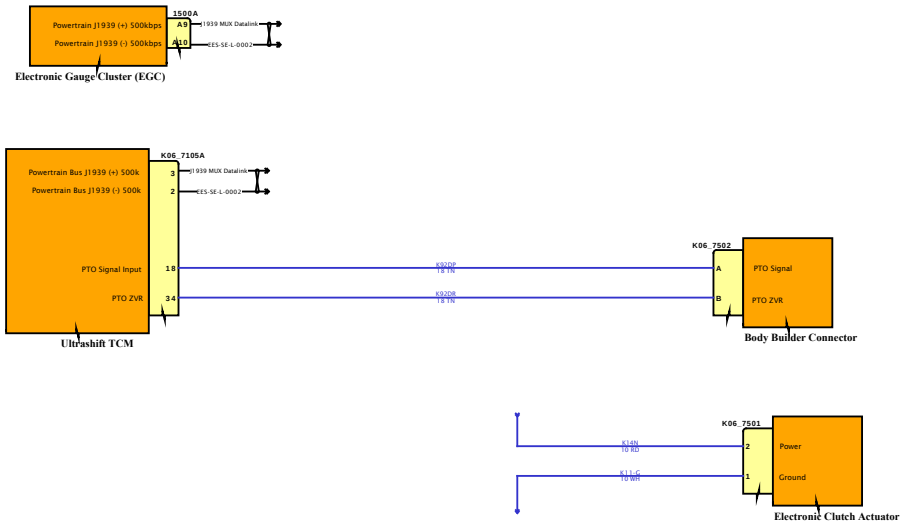

DESIGN DESCRIPTION

FEATURE CODES

SOFTWARE FEATURE CODES



DESIGN DESCRIPTION

FEATURE CODES

SOFTWARE FEATURE CODES

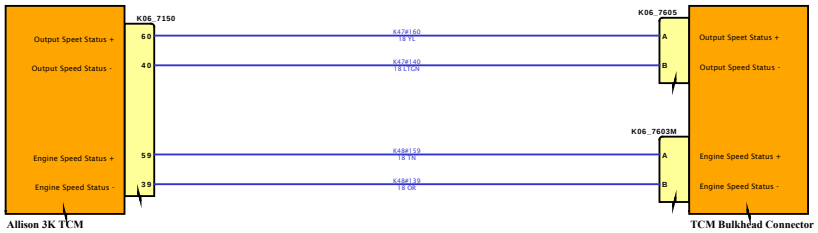

DESIGN DESCRIPTION

FEATURE CODES

SOFTWARE FEATURE CODES

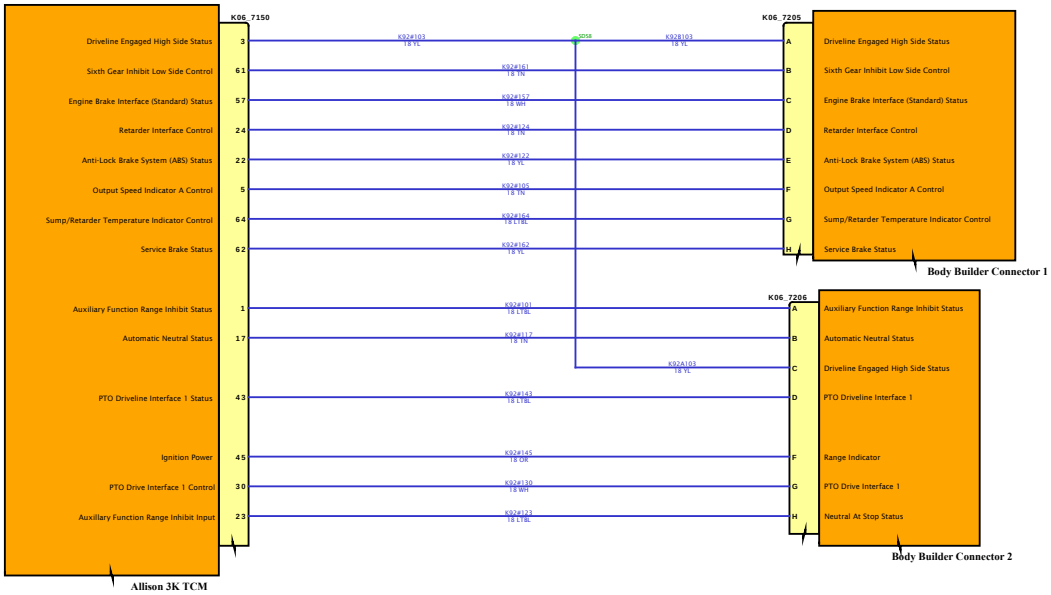

DESIGN DESCRIPTION

FEATURE CODES

SOFTWARE FEATURE CODES

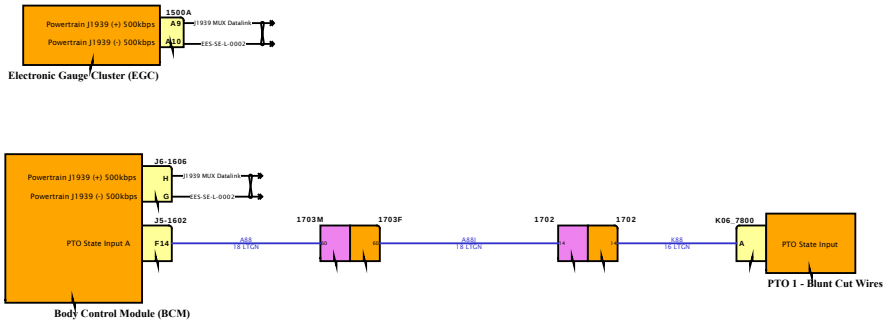

DESIGN DESCRIPTION

FEATURE CODES

SOFTWARE FEATURE CODES

Diagram1- W/Endurant Trans

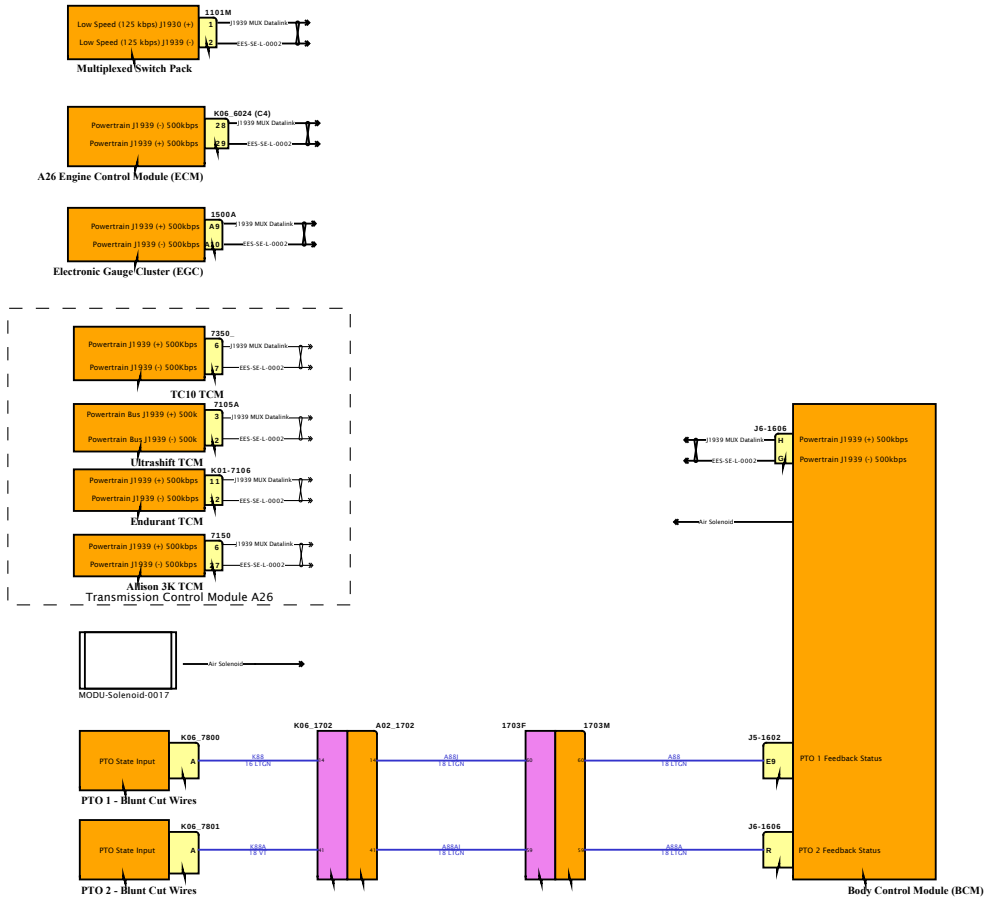

DESIGN DESCRIPTION

FEATURE CODES

SOFTWARE FEATURE CODES

Diagram2 - N/ Endurant Trans

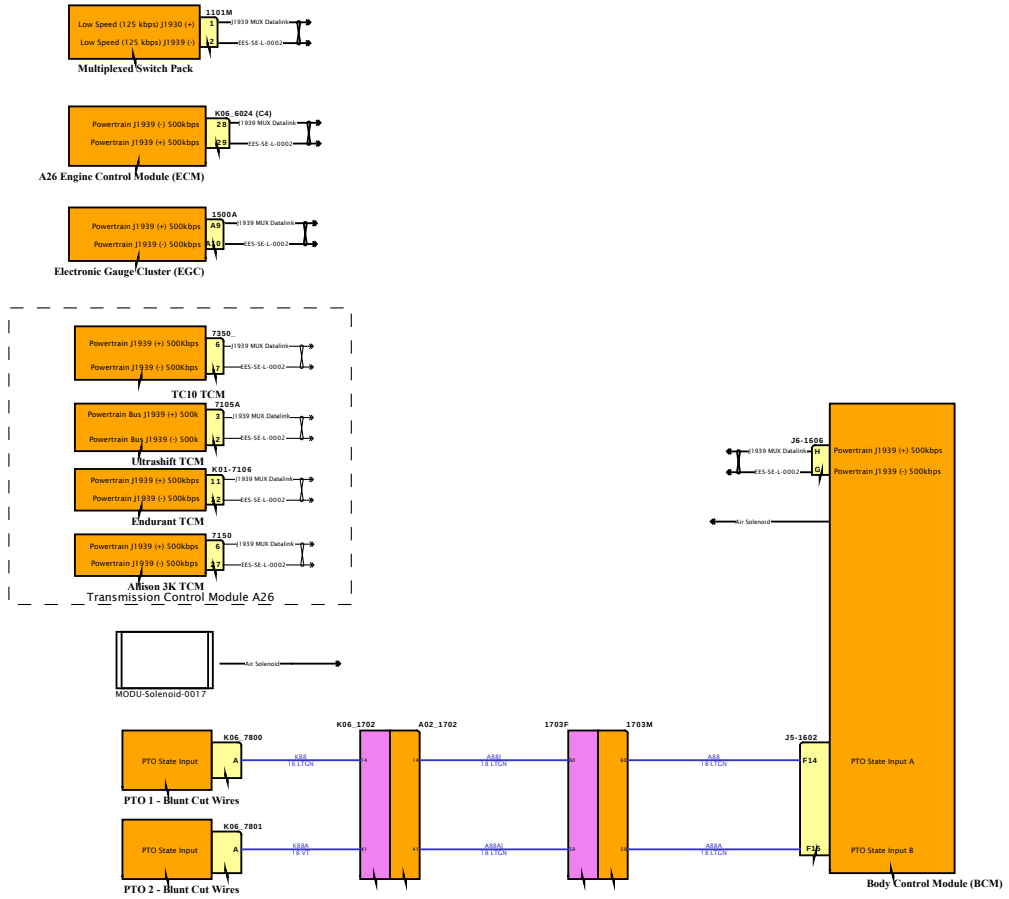

DESIGN DESCRIPTION

FEATURE CODES

SOFTWARE FEATURE CODES

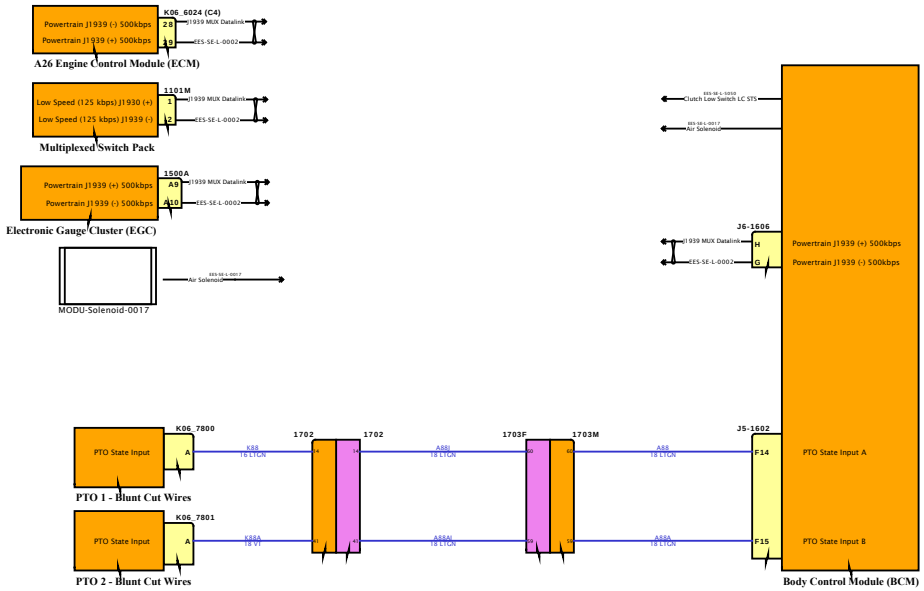

DESIGN DESCRIPTION

FEATURE CODES

SOFTWARE FEATURE CODES

Diagram1 - W/ Endurant Trans

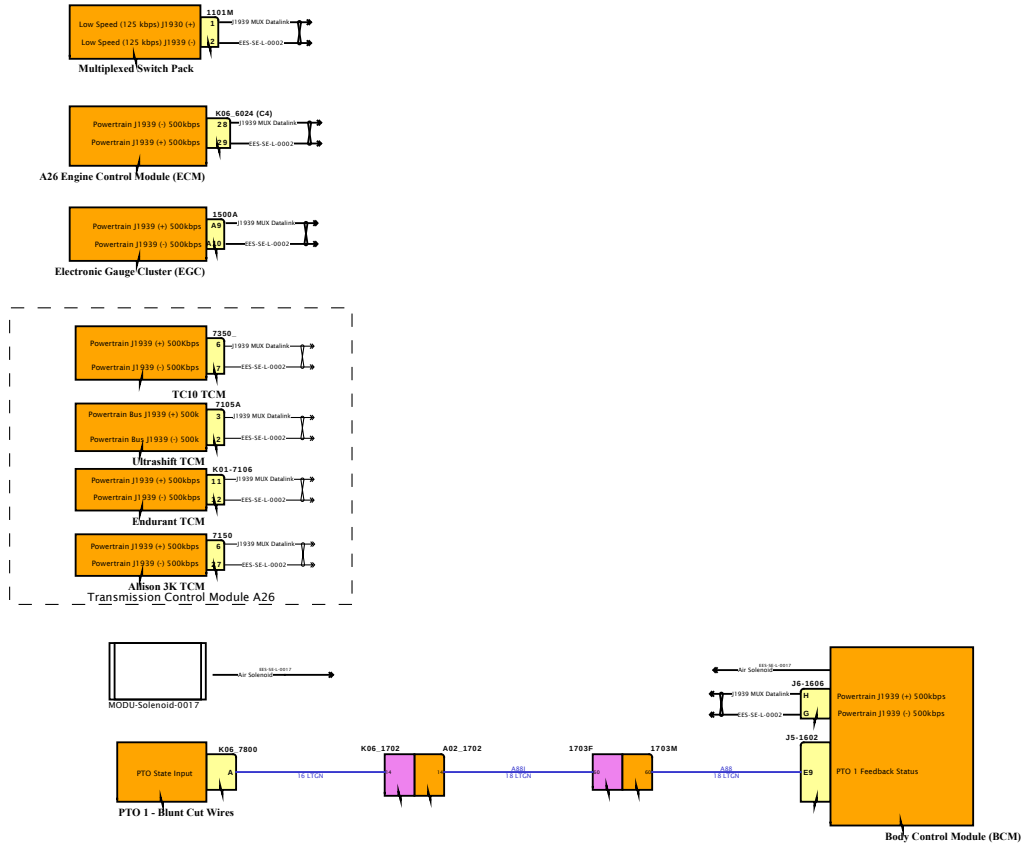

DESIGN DESCRIPTION

FEATURE CODES

SOFTWARE FEATURE CODES

Diagram2 - N/ Endurant Trans

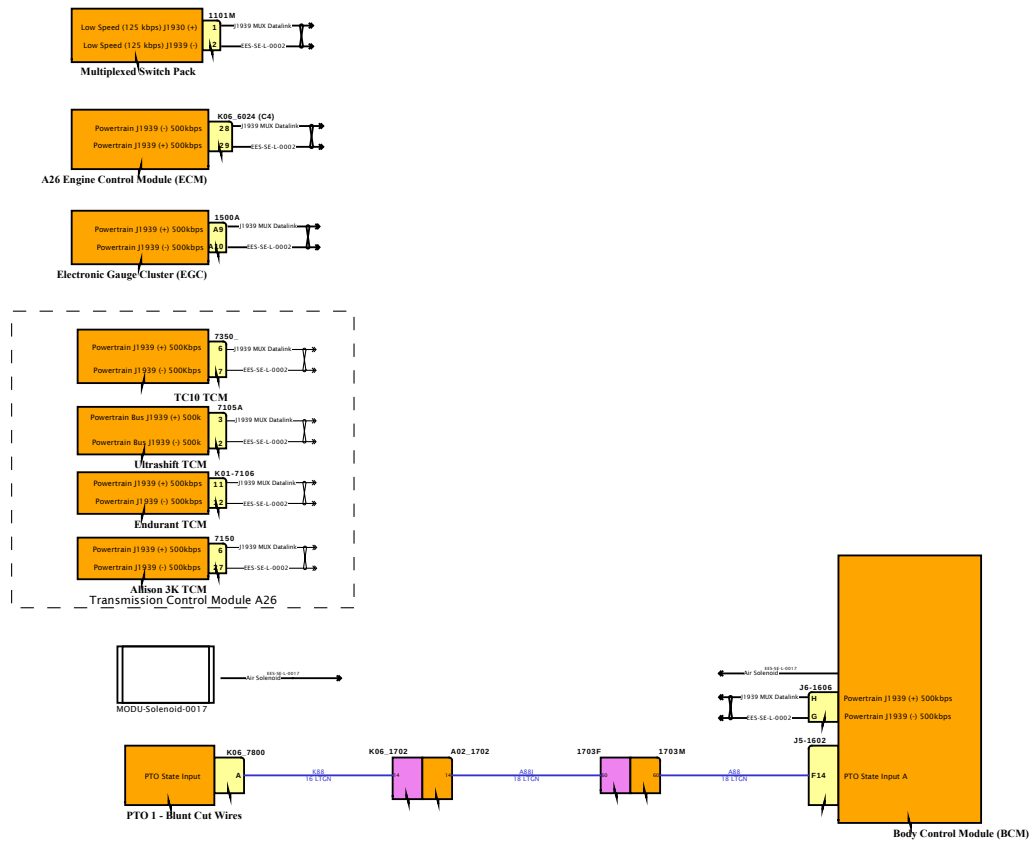

DESIGN DESCRIPTION

FEATURE CODES

SOFTWARE FEATURE CODES

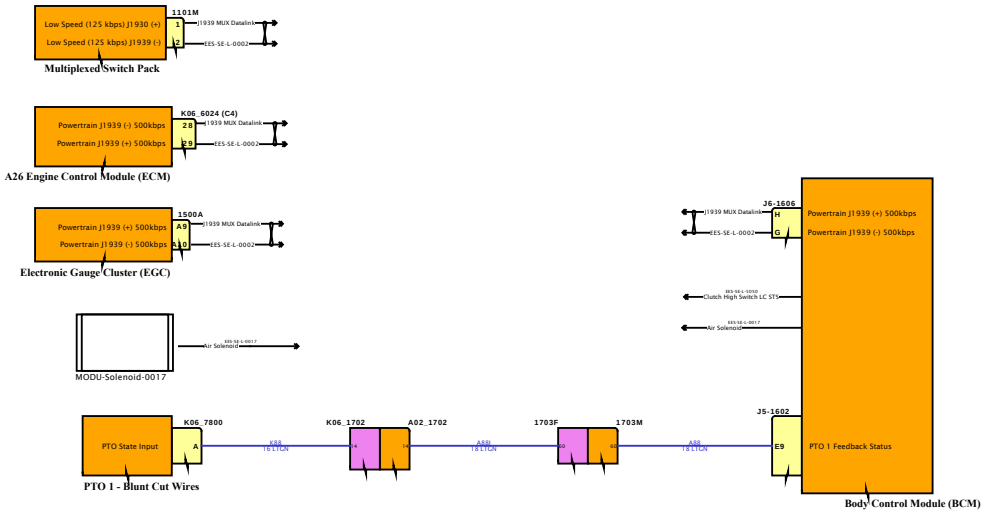

DESIGN DESCRIPTION

FEATURE CODES

SOFTWARE FEATURE CODES

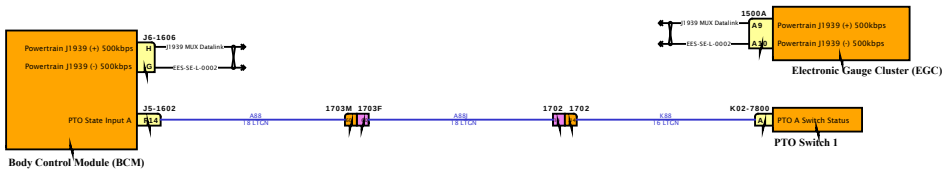

DESIGN DESCRIPTION

FEATURE CODES

SOFTWARE FEATURE CODES

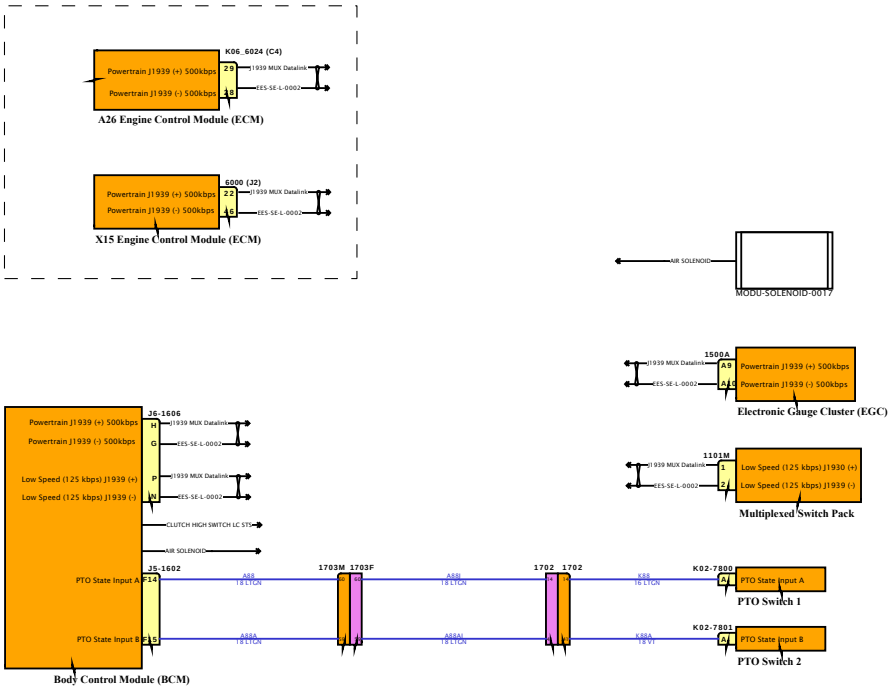

DESIGN DESCRIPTION

FEATURE CODES

SOFTWARE FEATURE CODES

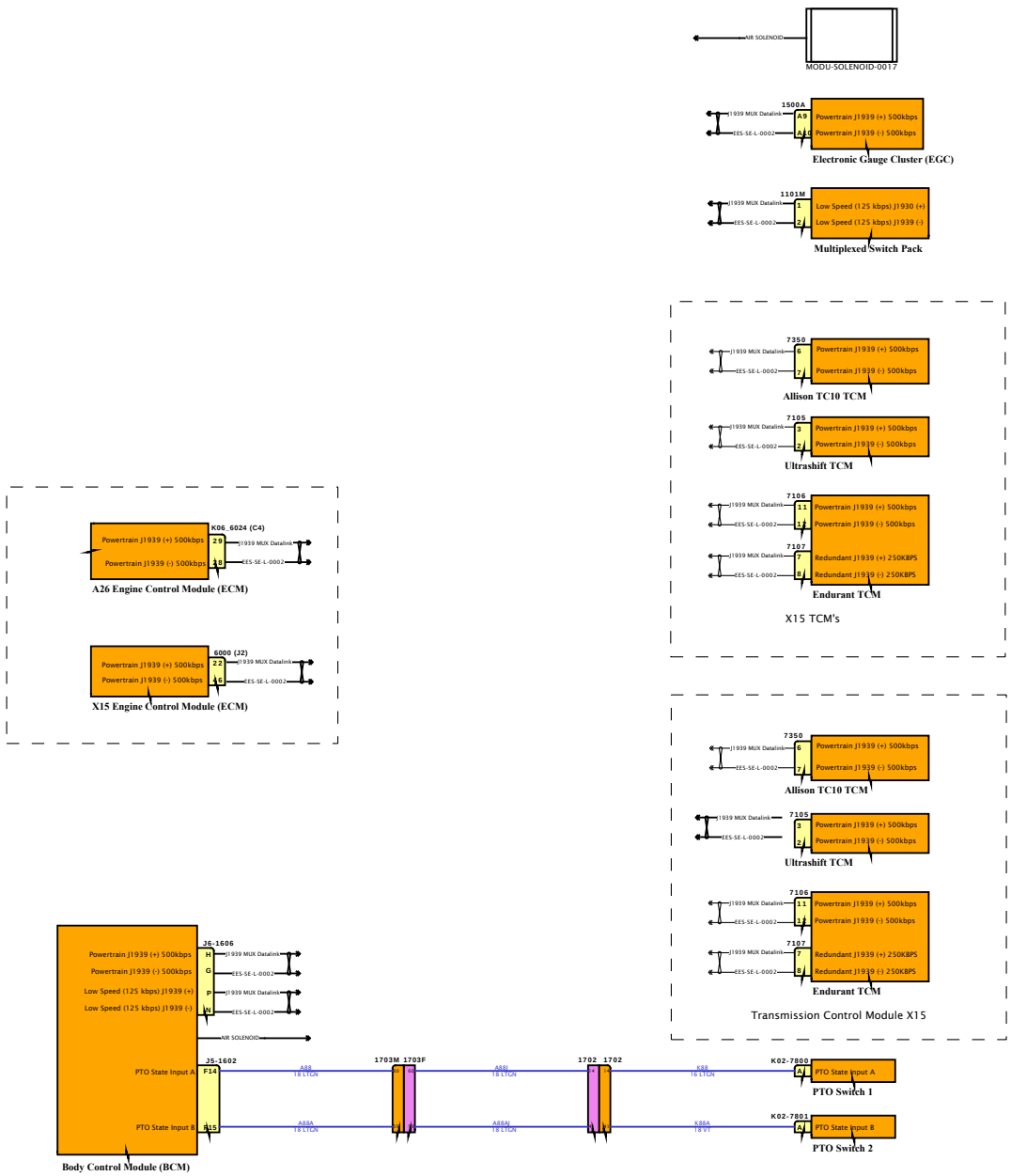

DESIGN DESCRIPTION

FEATURE CODES

SOFTWARE FEATURE CODES

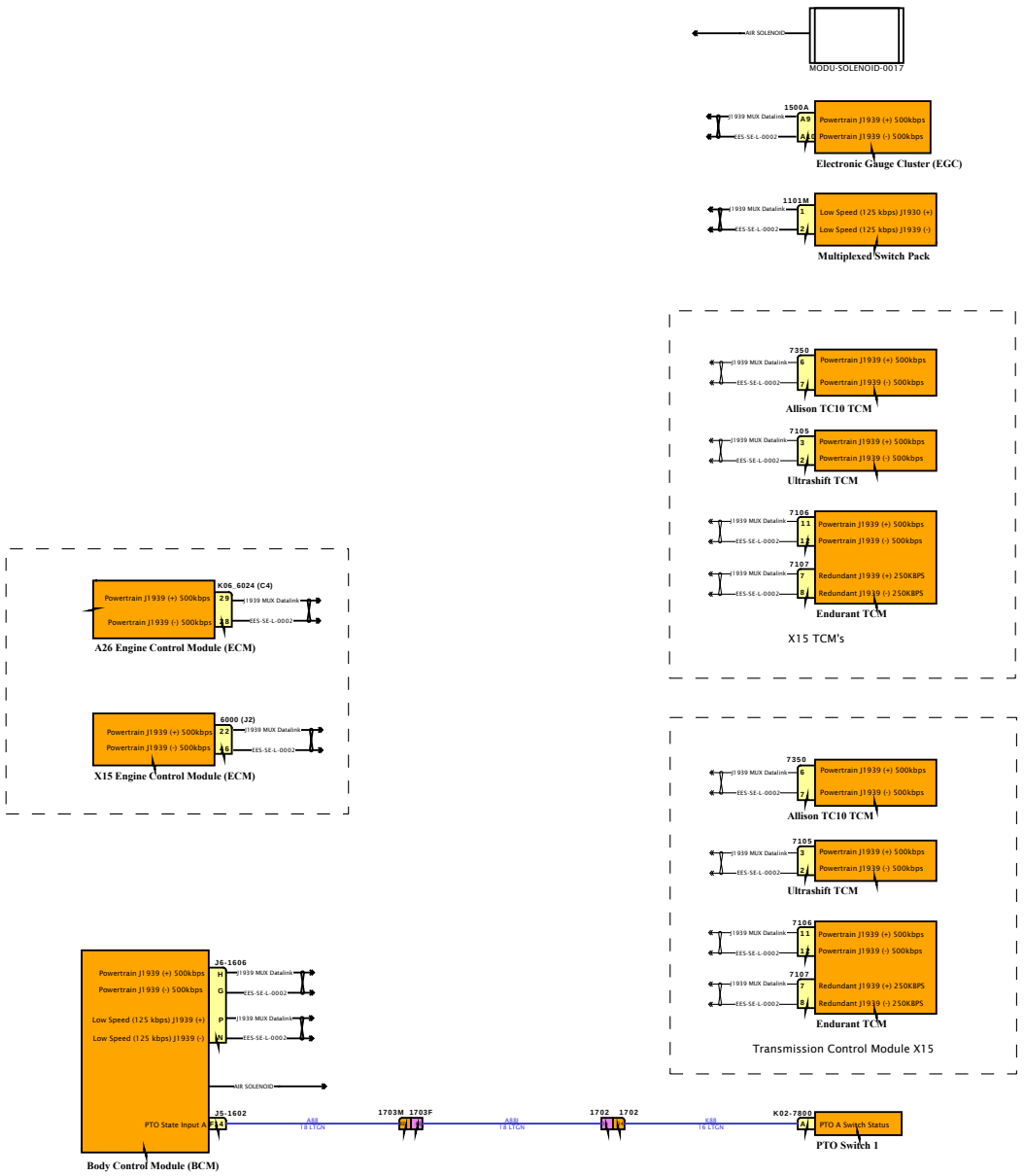

DESIGN DESCRIPTION

FEATURE CODES

SOFTWARE FEATURE CODES

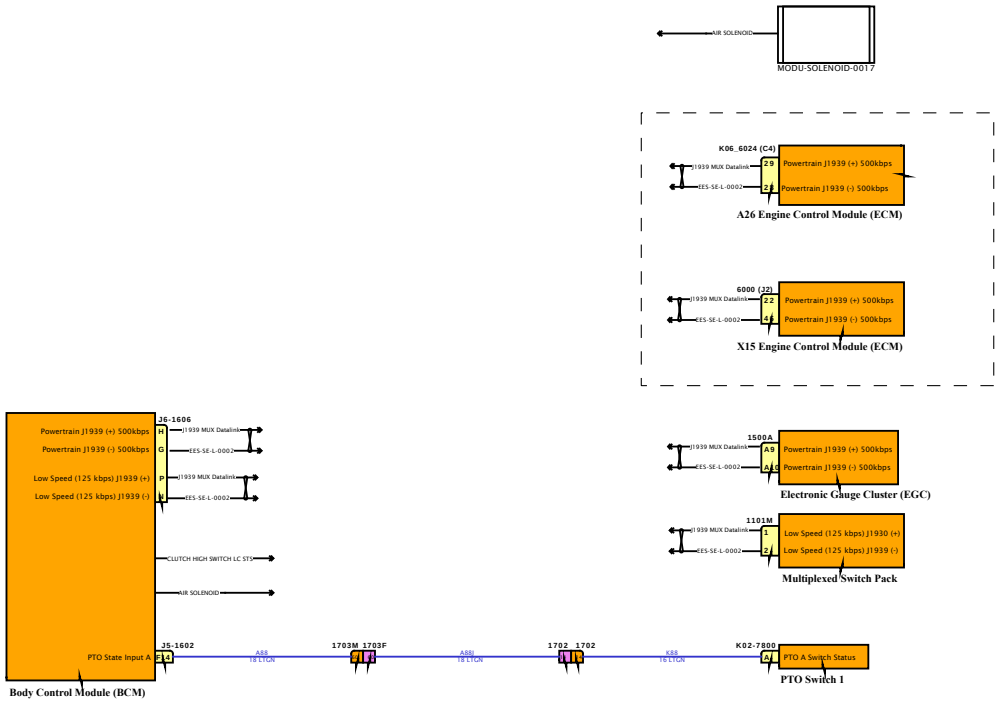

DESIGN DESCRIPTION

FEATURE CODES

SOFTWARE FEATURE CODES

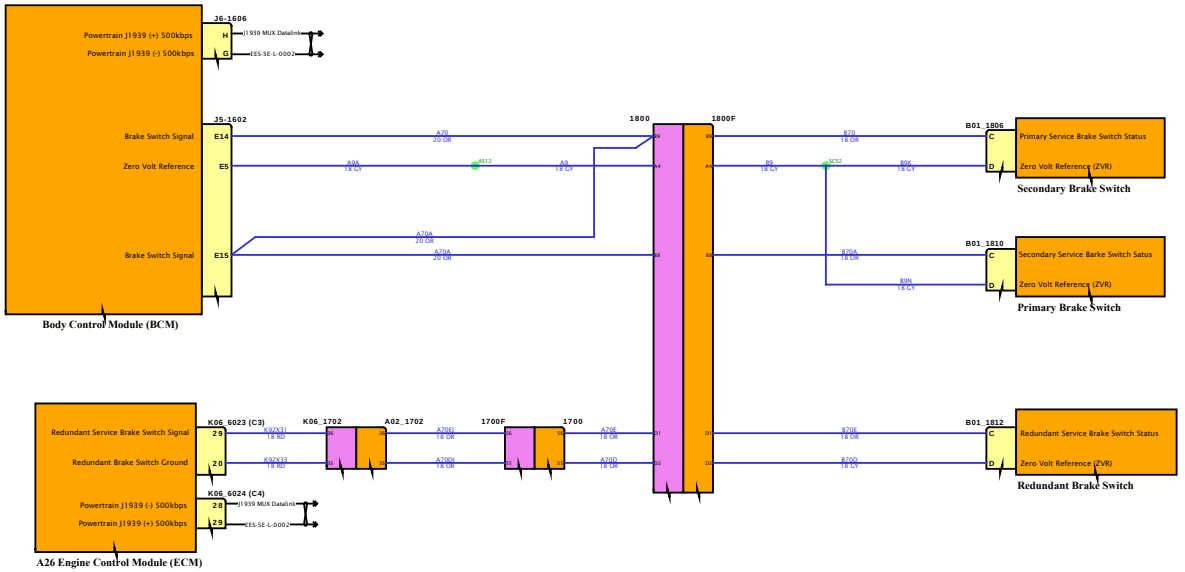

DESIGN DESCRIPTION

FEATURE CODES

SOFTWARE FEATURE CODES

Diagram1

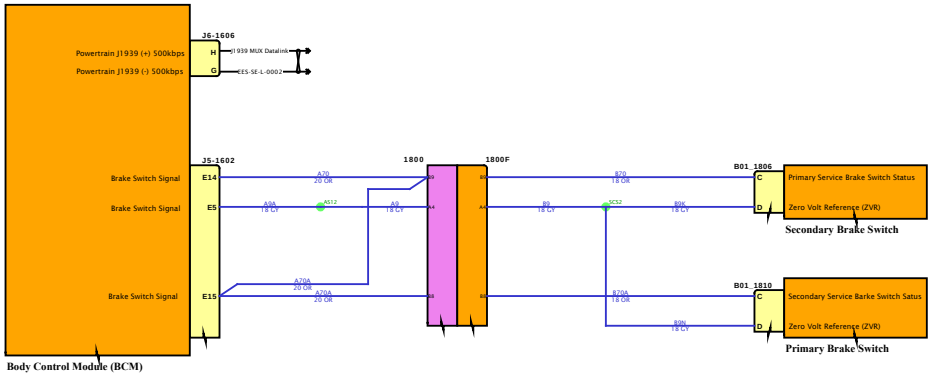

DESIGN DESCRIPTION

FEATURE CODES

SOFTWARE FEATURE CODES

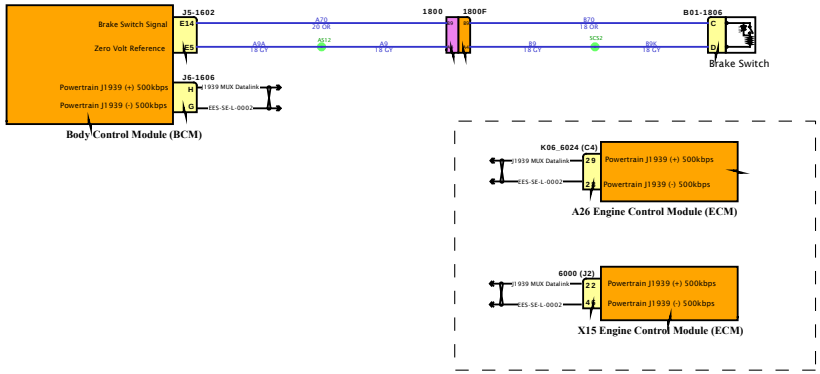

DESIGN DESCRIPTION

FEATURE CODES

SOFTWARE FEATURE CODES

Diagram1

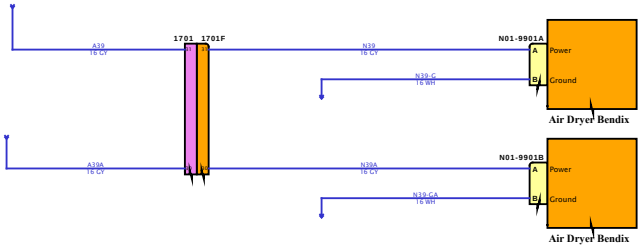

DESIGN DESCRIPTION

FEATURE CODES

SOFTWARE FEATURE CODES

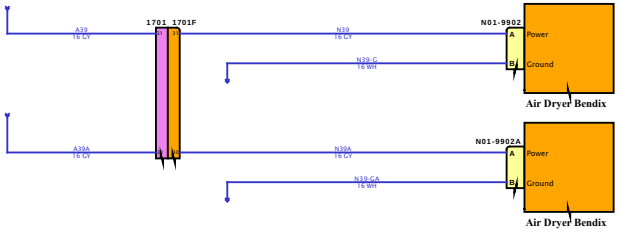

DESIGN DESCRIPTION

FEATURE CODES

SOFTWARE FEATURE CODES

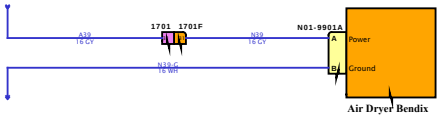

DESIGN DESCRIPTION

FEATURE CODES

SOFTWARE FEATURE CODES

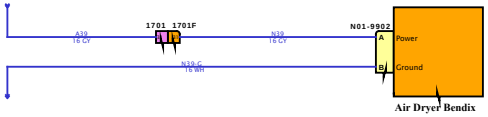

DESIGN DESCRIPTION

FEATURE CODES

SOFTWARE FEATURE CODES

Diagram1

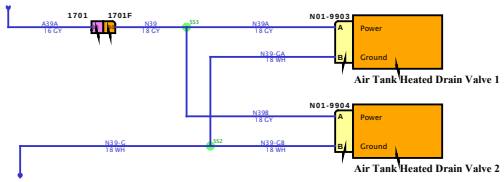

DESIGN DESCRIPTION

FEATURE CODES

SOFTWARE FEATURE CODES

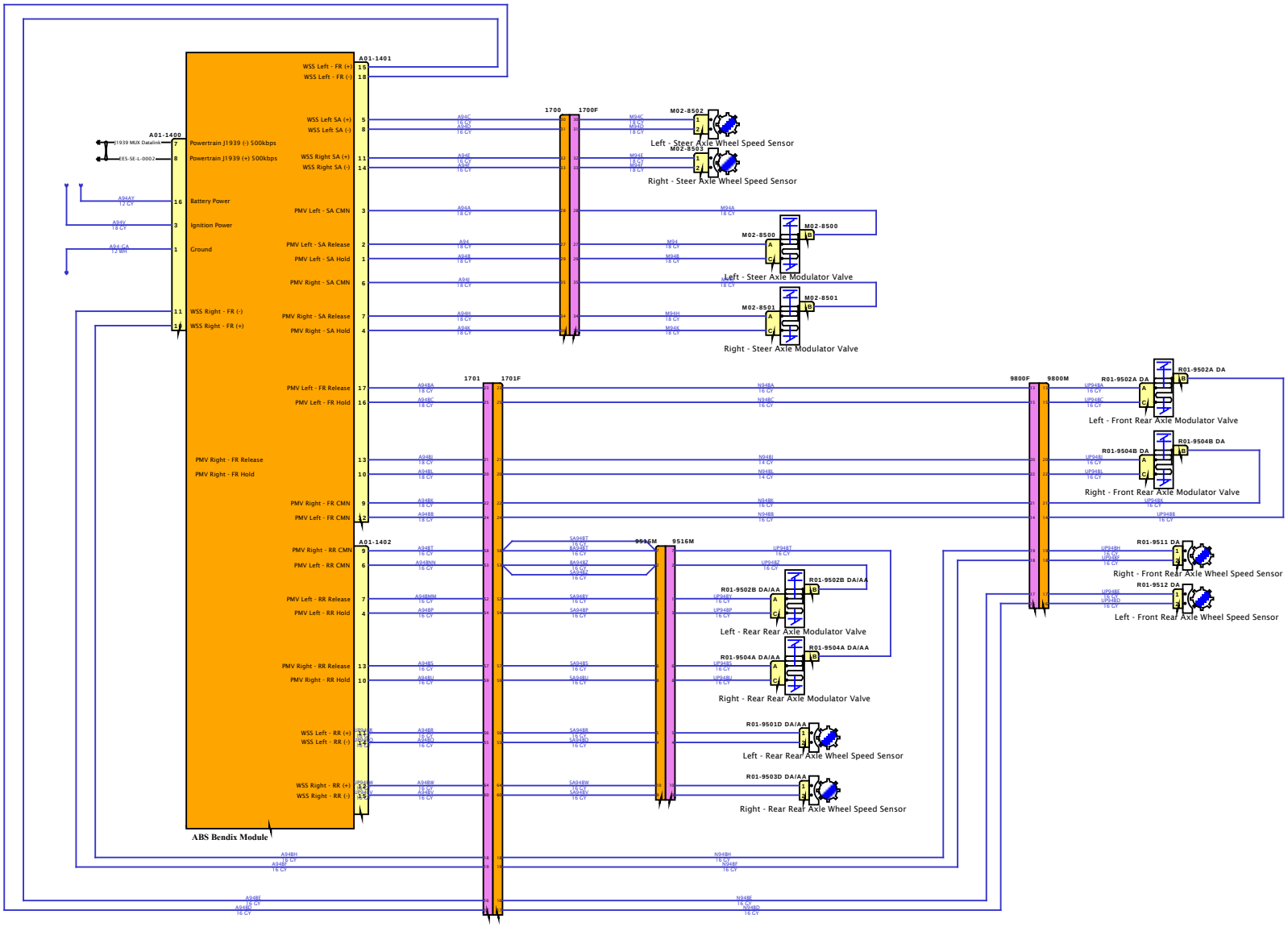

DESIGN DESCRIPTION

FEATURE CODES

SOFTWARE FEATURE CODES

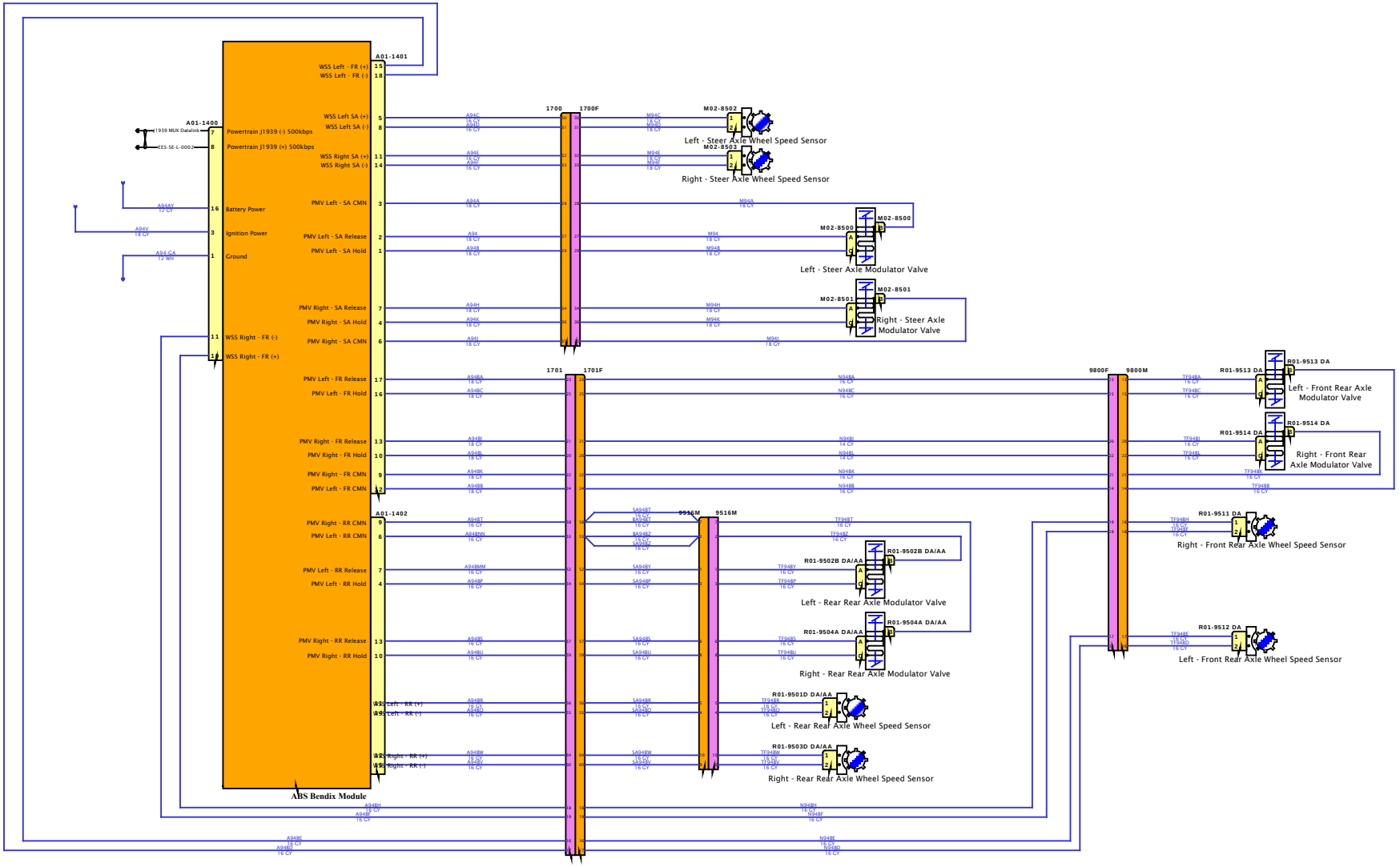

DESIGN DESCRIPTION

FEATURE CODES

SOFTWARE FEATURE CODES

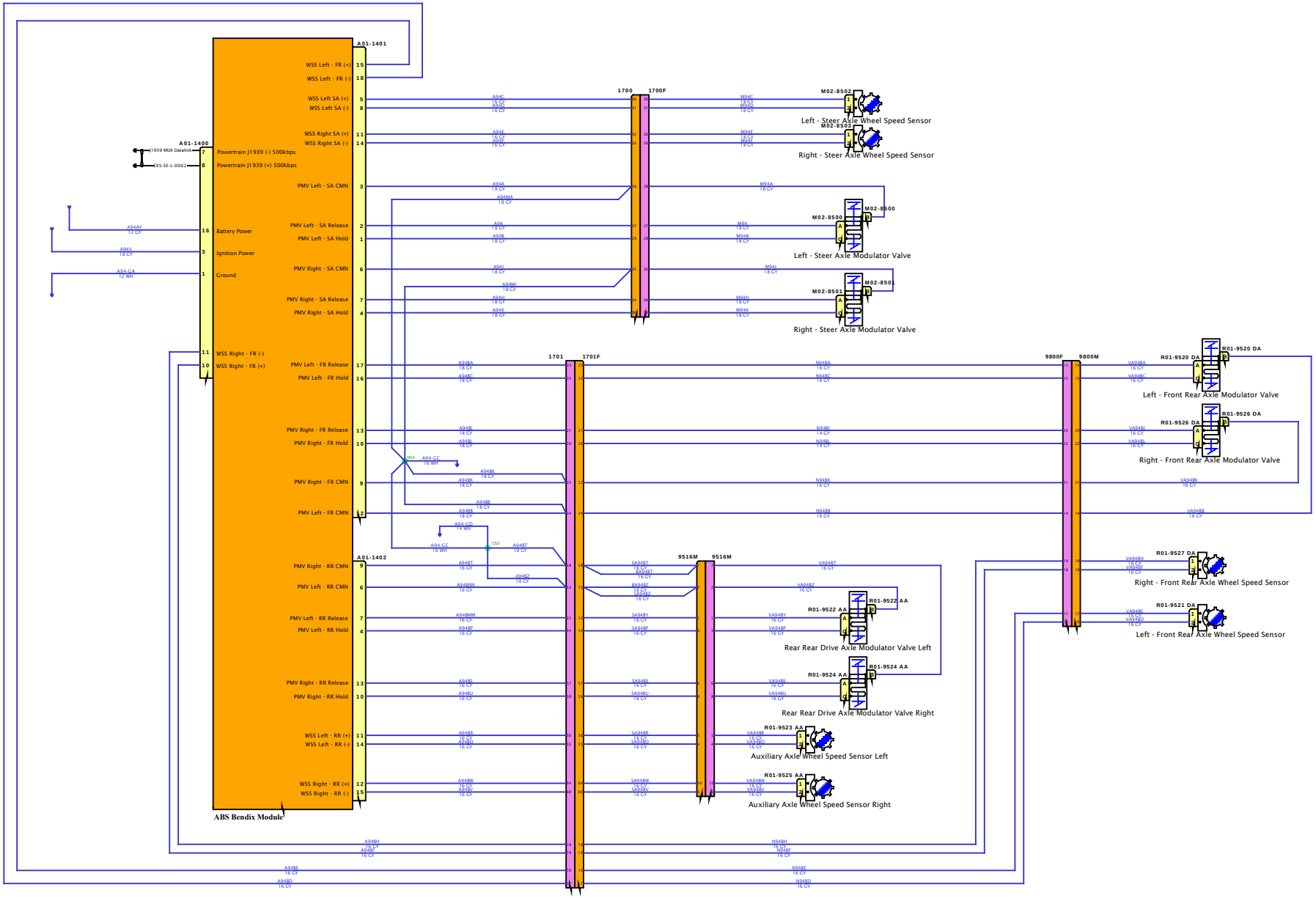
A01-1401
A01-1400
A01-1402
ABS Bendix Module
WSS Left - FR (+)
WSS Left - FR (-)
WSS Left SA (+)
WSS Left SA (-)
WSS Right SA (+)
WSS Right SA (-)
Powertrain J1939 (-) 500kbps
Powertrain J1939 (+) 500kbps
PMV Left - SA CMN
PMV Left - SA Release
PMV Left - SA Hold
PMV Right - SA CMN
PMV Right - SA Release
PMV Right - SA Hold
Battery Power
Ignition Power
Ground
WSS Right - FR (-)
WSS Right - FR (+)
PMV Left - FR Release
PMV Left - FR Hold
PMV Right - FR Release
PMV Right - FR Hold
PMV Right - FR CMN
PMV Left - FR CMN
PMV Right - RR CMN
PMV Left - RR CMN
PMV Left - RR Release
PMV Left - RR Hold
PMV Right - RR Release
PMV Right - RR Hold
WSS Left - RR (+)
WSS Left - RR (-)
WSS Right - RR (+)
WSS Right - RR (-)
1700
1700F
1701
1701F
9516M
9516M
9800F
9800M
M02-8502
Left - Steer Axle Wheel Speed Sensor
M02-8503
Right - Steer Axle Wheel Speed Sensor
M02-8500
Left - Steer Axle Modulator Valve
M02-8501
Right - Steer Axle Modulator Valve
R01-9520 DA
Left - Front Rear Axle Modulator Valve
R01-9526 DA
Right - Front Rear Axle Modulator Valve
R01-9527 DA
Right - Front Rear Axle Wheel Speed Sensor
R01-9521 DA
Left - Front Rear Axle Wheel Speed Sensor
R01-9522 AA
Rear Rear Drive Axle Modulator Valve Left
R01-9524 AA
Rear Rear Drive Axle Modulator Valve Right
R01-9523 AA
Auxiliary Axle Wheel Speed Sensor Left
R01-9525 AA
Auxiliary Axle Wheel Speed Sensor Right
DESIGN DESCRIPTION
FEATURE CODES
SOFTWARE FEATURE CODES

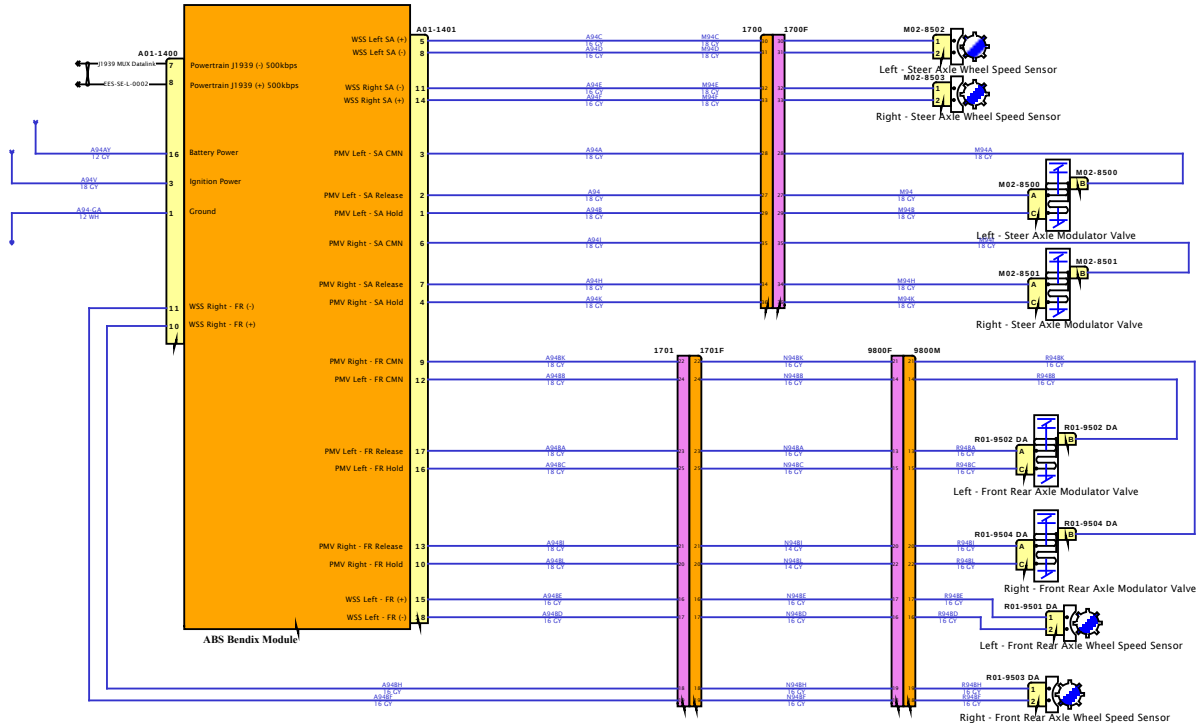

DESIGN DESCRIPTION

FEATURE CODES

SOFTWARE FEATURE CODES

Diagram2

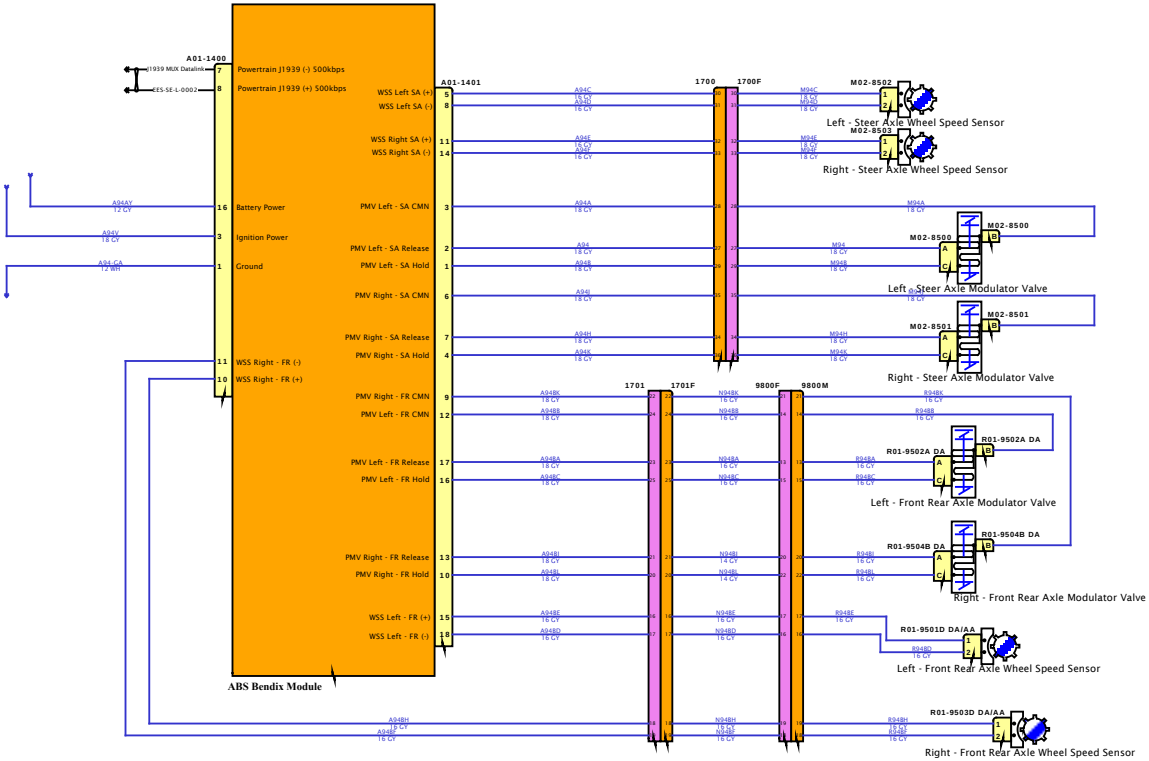

DESIGN DESCRIPTION

FEATURE CODES

SOFTWARE FEATURE CODES

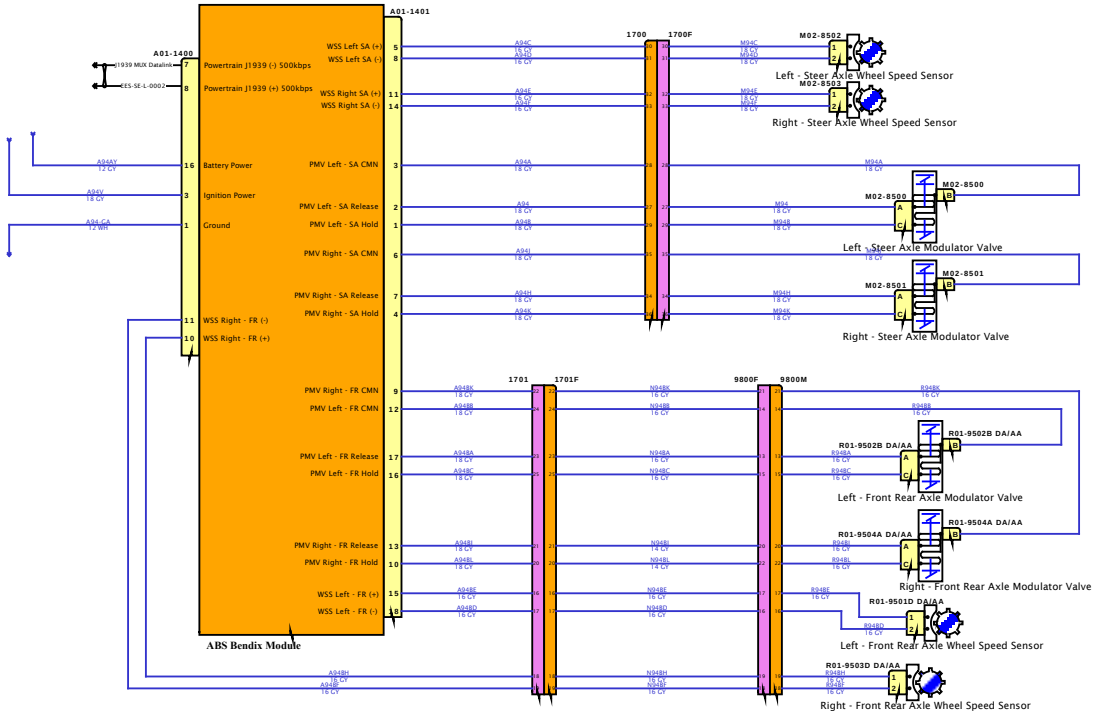

DESIGN DESCRIPTION

FEATURE CODES

SOFTWARE FEATURE CODES

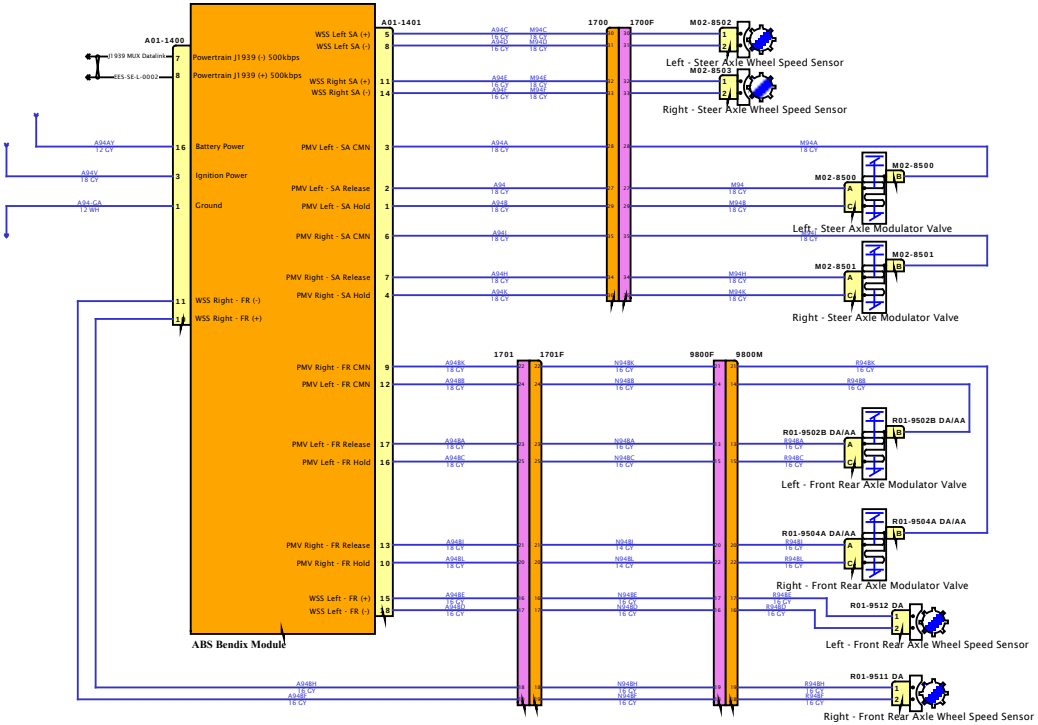

DESIGN DESCRIPTION

FEATURE CODES

SOFTWARE FEATURE CODES

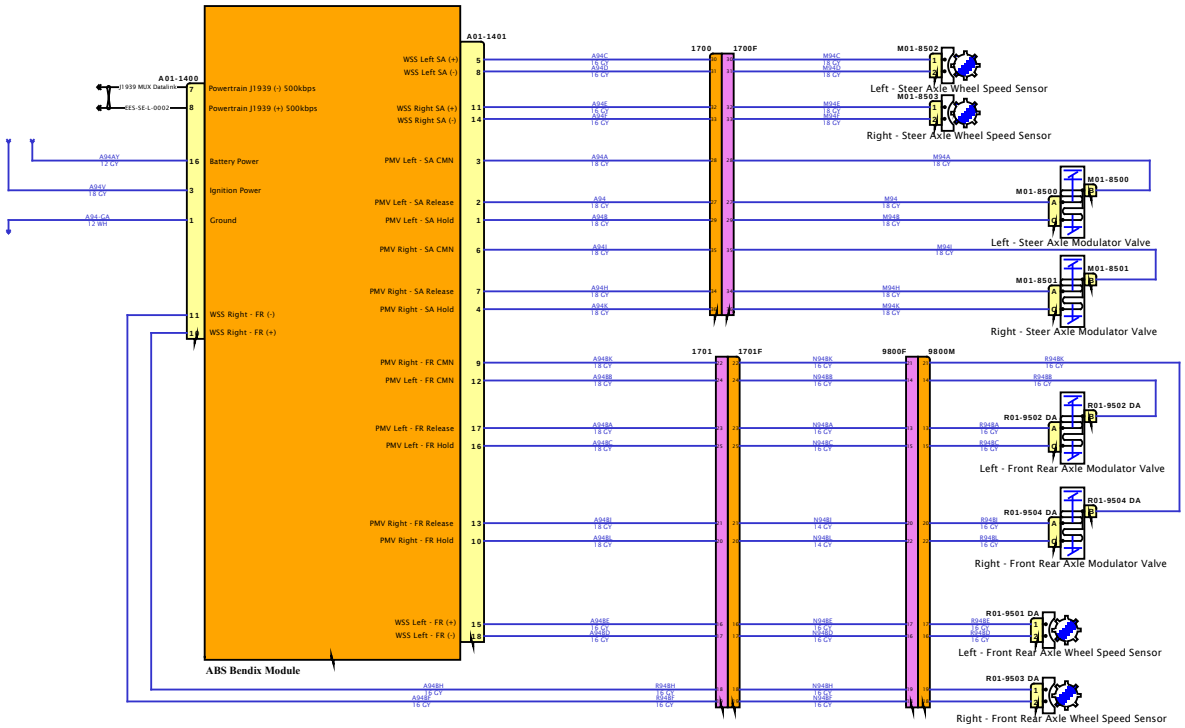

DESIGN DESCRIPTION

FEATURE CODES

SOFTWARE FEATURE CODES

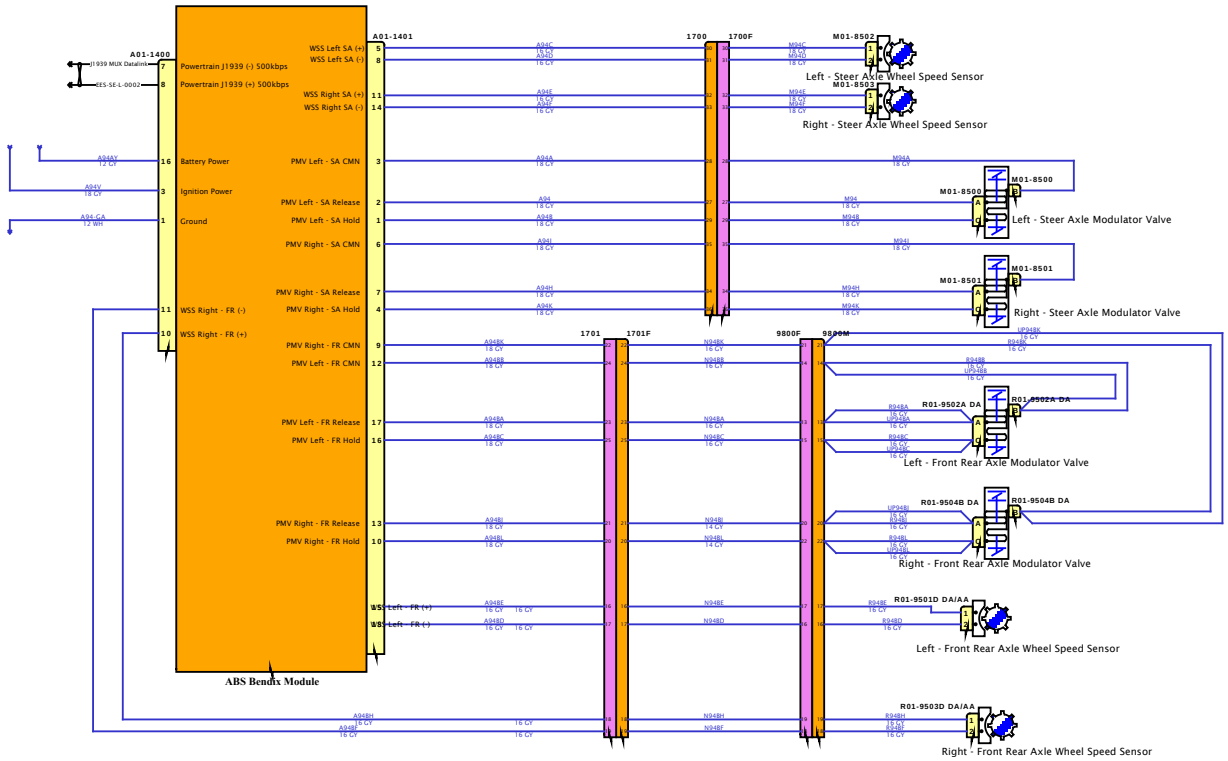

DESIGN DESCRIPTION

FEATURE CODES

SOFTWARE FEATURE CODES

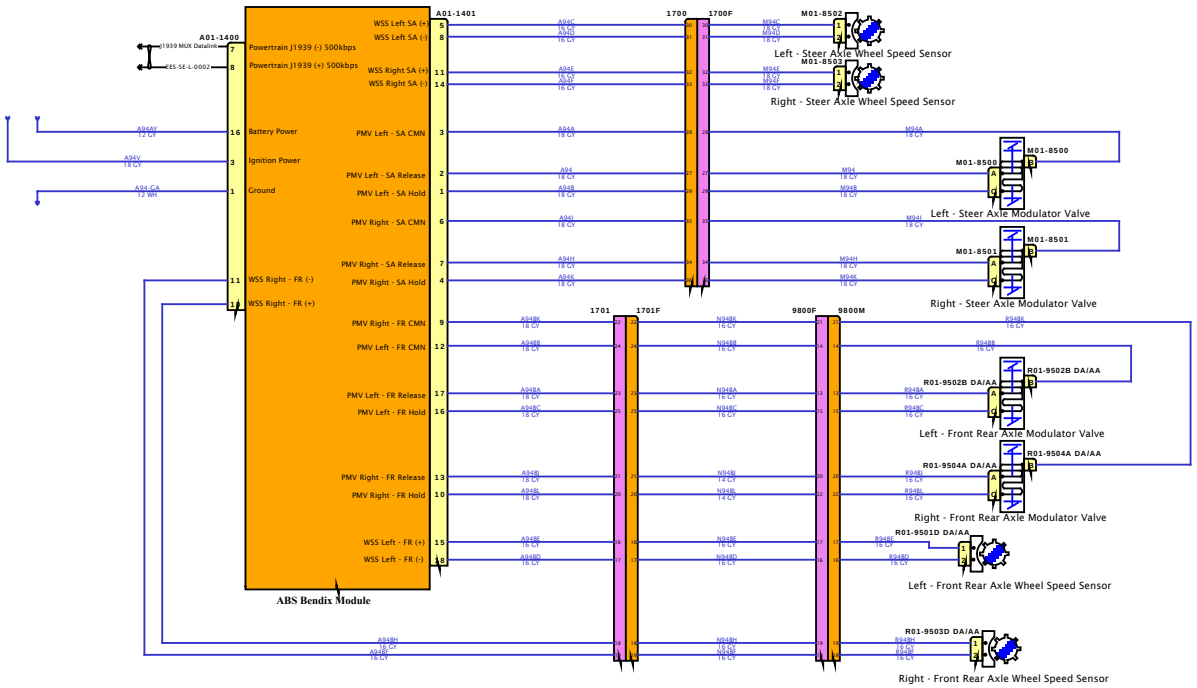

DESIGN DESCRIPTION

FEATURE CODES

SOFTWARE FEATURE CODES

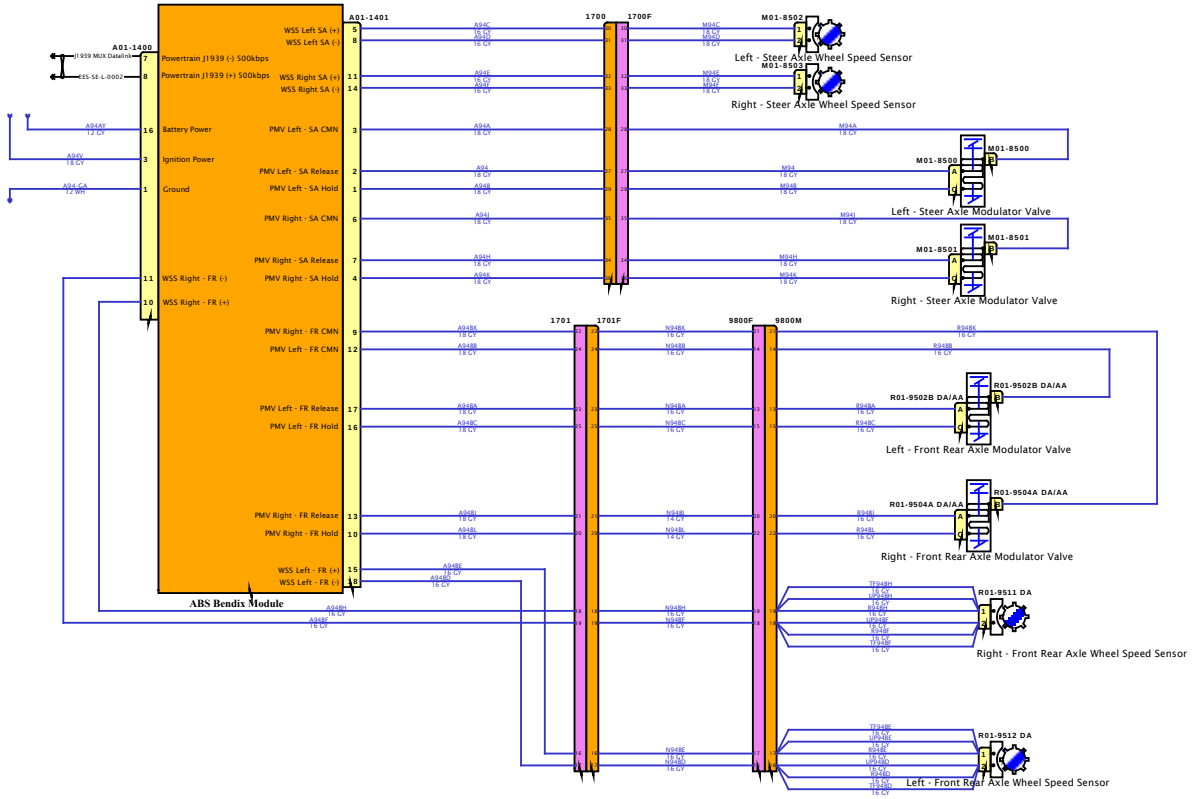

DESIGN DESCRIPTION

FEATURE CODES

SOFTWARE FEATURE CODES

Diagram1

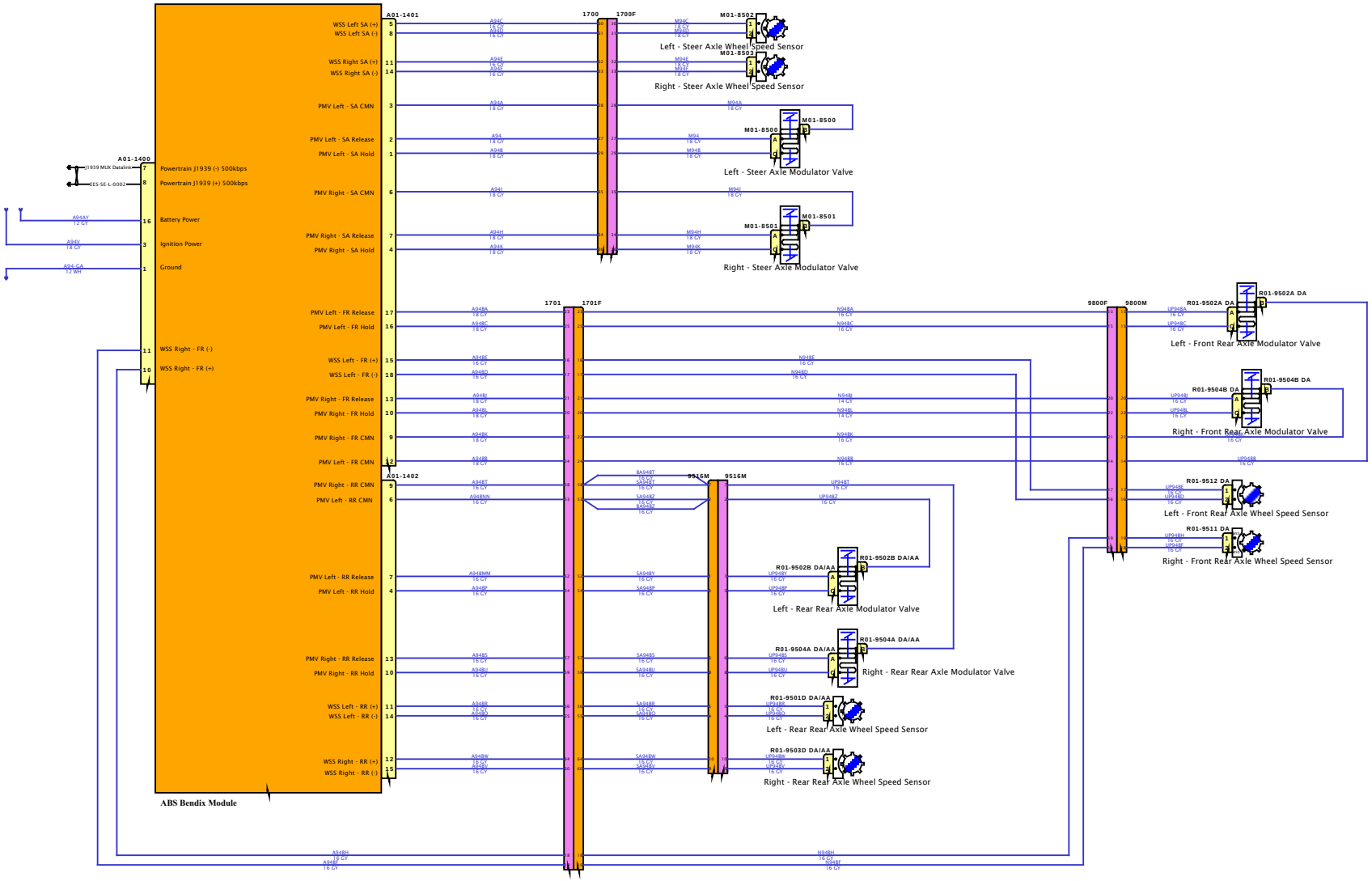

DESIGN DESCRIPTION

FEATURE CODES

SOFTWARE FEATURE CODES

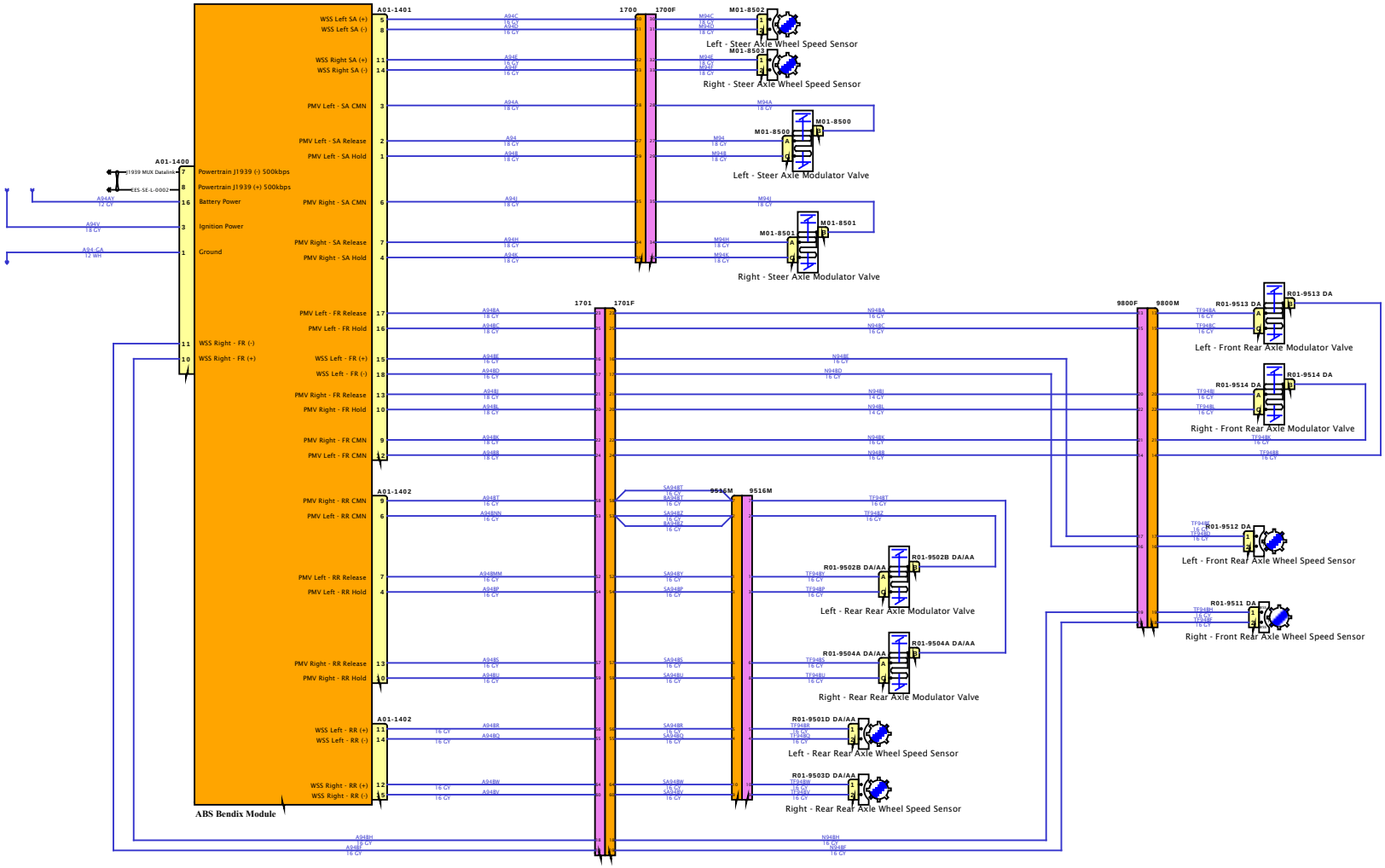

DESIGN DESCRIPTION

FEATURE CODES

SOFTWARE FEATURE CODES

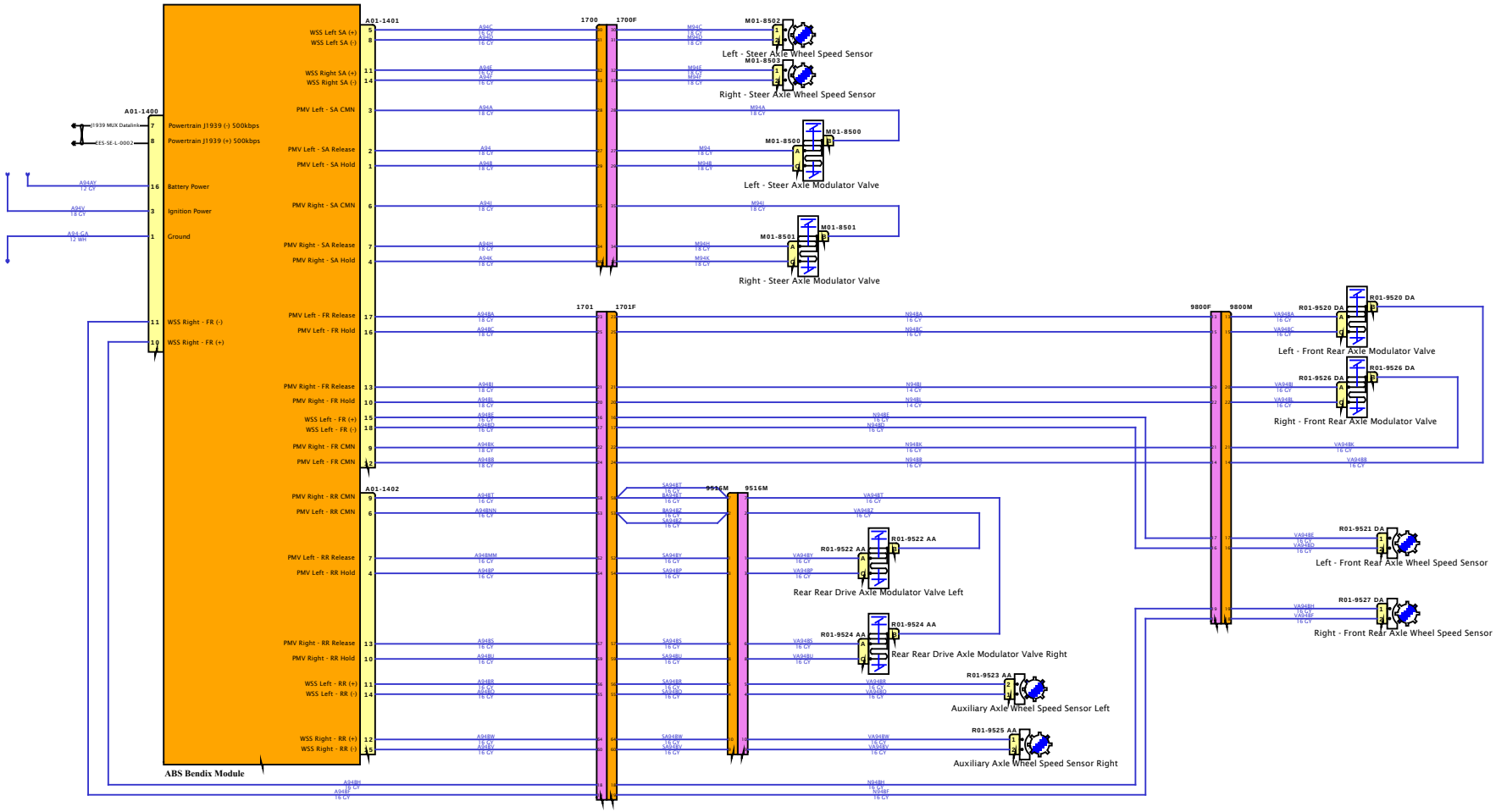

DESIGN DESCRIPTION

FEATURE CODES

SOFTWARE FEATURE CODES

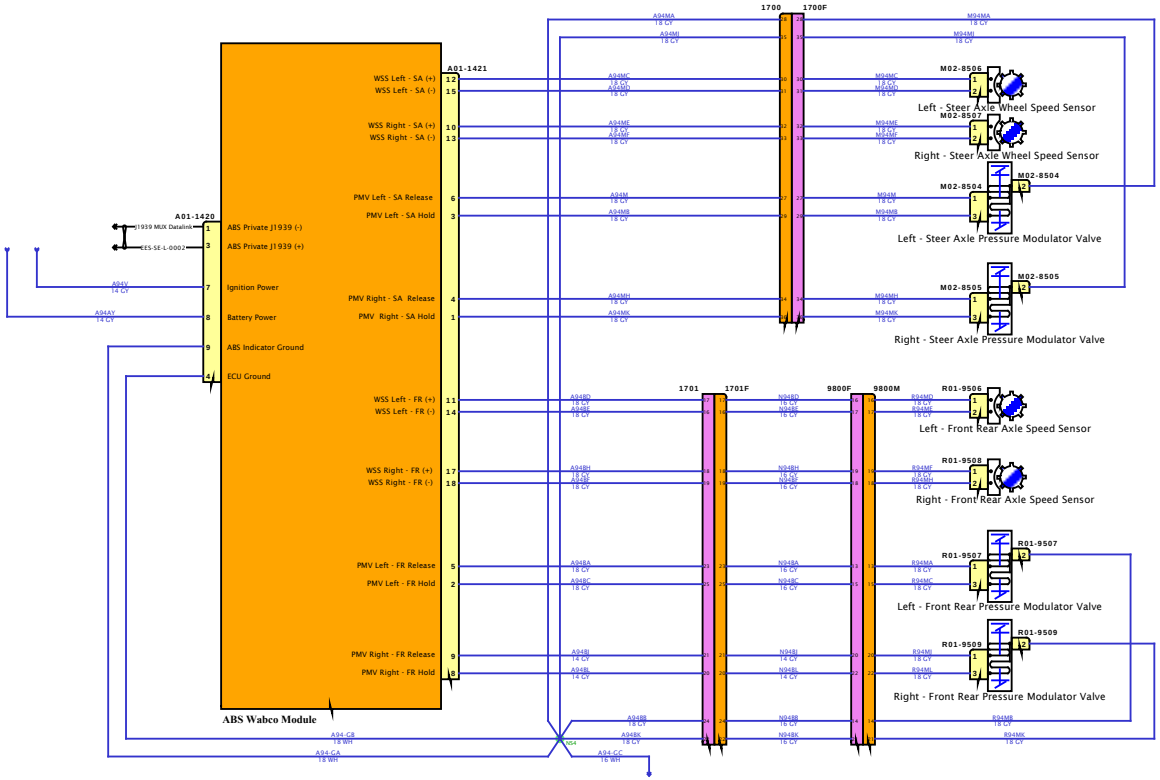

DESIGN DESCRIPTION

FEATURE CODES

SOFTWARE FEATURE CODES

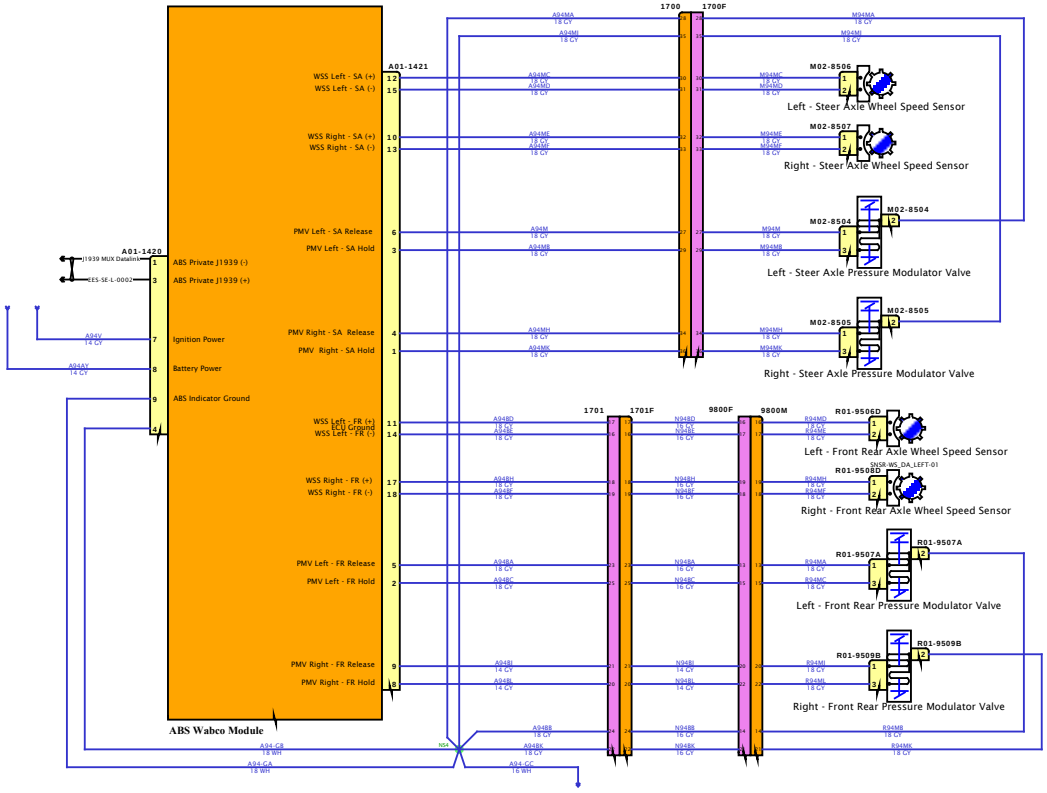

DESIGN DESCRIPTION

FEATURE CODES

SOFTWARE FEATURE CODES

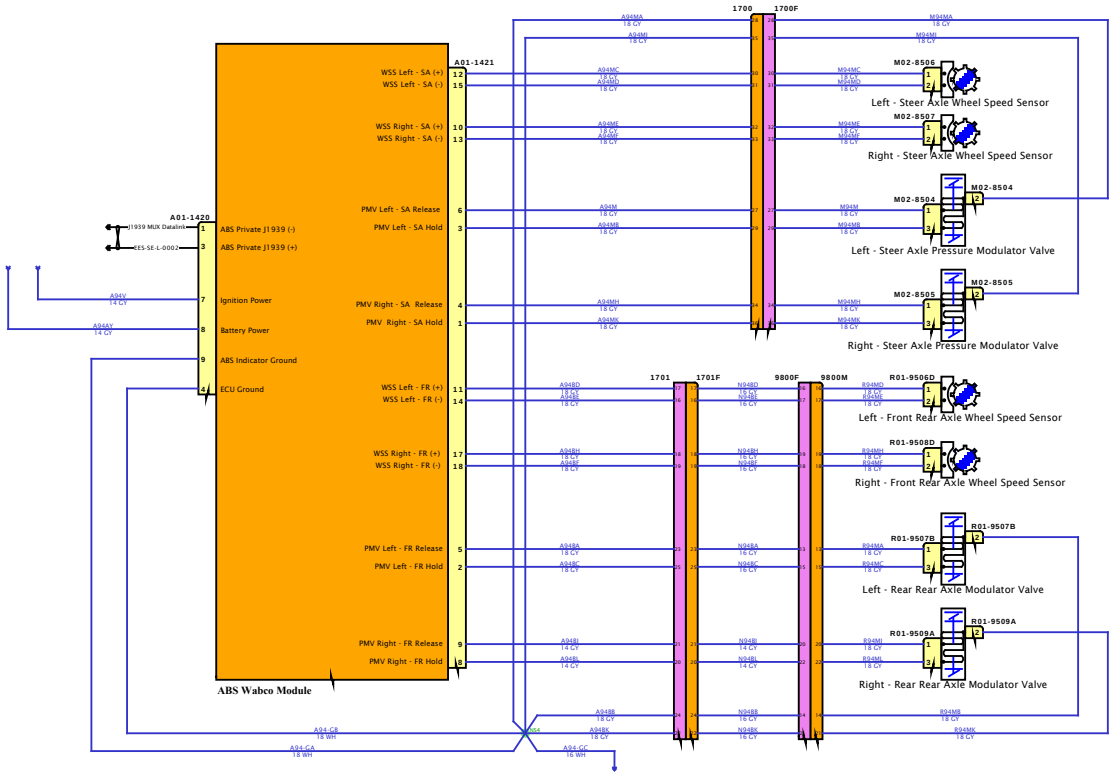

DESIGN DESCRIPTION

FEATURE CODES

SOFTWARE FEATURE CODES

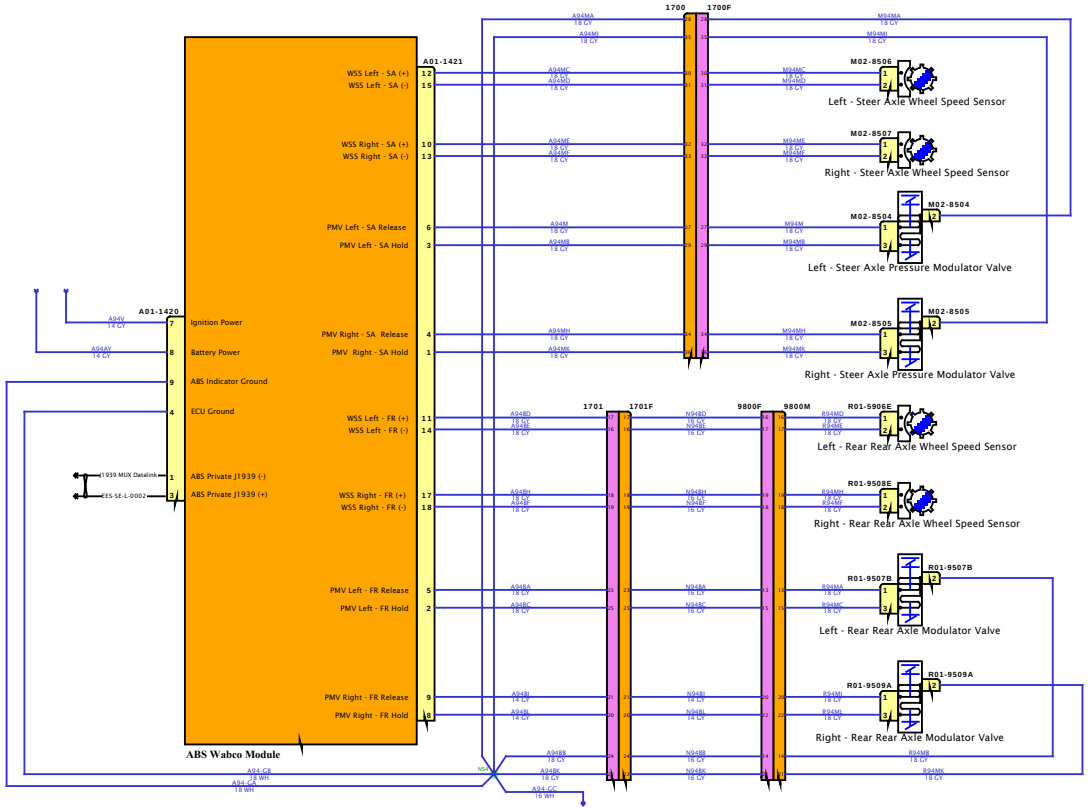

DESIGN DESCRIPTION

FEATURE CODES

SOFTWARE FEATURE CODES

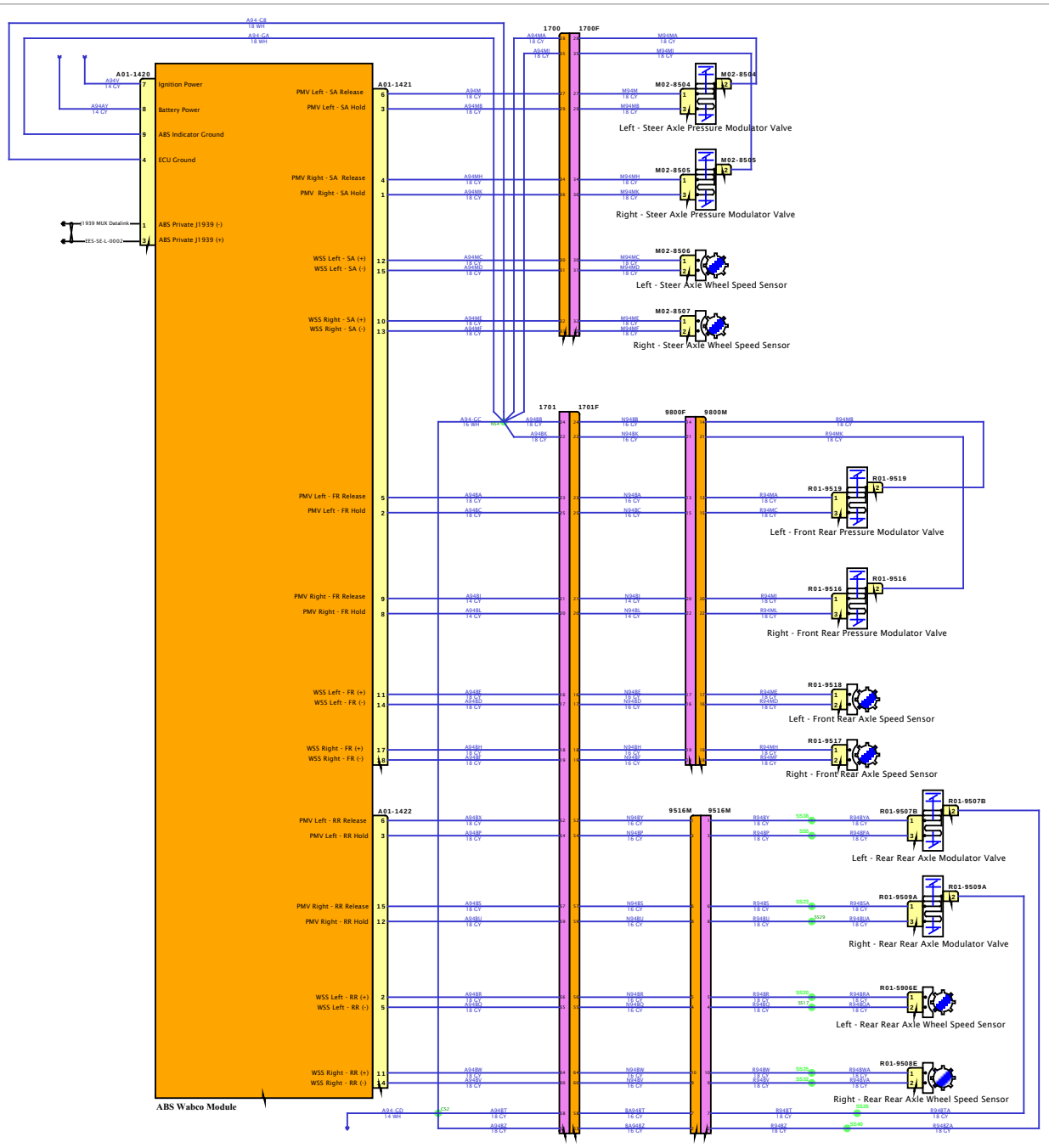
A01-1420
Ignition Power
Battery Power
ABS Indicator Ground
ECU Ground
J1939 MUX Datalink
EES-SE-L-0002
ABS Private J1939 (-)
ABS Private J1939 (+)
A01-1421
PMV Left - SA Release
PMV Left - SA Hold
PMV Right - SA Release
PMV Right - SA Hold
WSS Left - SA (+)
WSS Left - SA (-)
WSS Right - SA (+)
WSS Right - SA (-)
1700
1700F
M02-8504
Left - Steer Axle Pressure Modulator Valve
M02-8505
Right - Steer Axle Pressure Modulator Valve
M02-8506
Left - Steer Axle Wheel Speed Sensor
M02-8507
Right - Steer Axle Wheel Speed Sensor
1701
1701F
9800F
9800M
R01-9519
Left - Front Rear Pressure Modulator Valve
R01-9516
Right - Front Rear Pressure Modulator Valve
R01-9518
Left - Front Rear Axle Speed Sensor
R01-9517
Right - Front Rear Axle Speed Sensor
A01-1422
PMV Left - RR Release
PMV Left - RR Hold
PMV Right - RR Release
PMV Right - RR Hold
WSS Left - RR (+)
WSS Left - RR (-)
WSS Right - RR (+)
WSS Right - RR (-)
9516M
R01-9507B
Left - Rear Rear Axle Modulator Valve
R01-9509A
Right - Rear Rear Axle Modulator Valve
R01-9506E
Left - Rear Rear Axle Wheel Speed Sensor
R01-9508E
Right - Rear Rear Axle Wheel Speed Sensor
ABS Wabco Module
DESIGN DESCRIPTION
FEATURE CODES
SOFTWARE FEATURE CODES

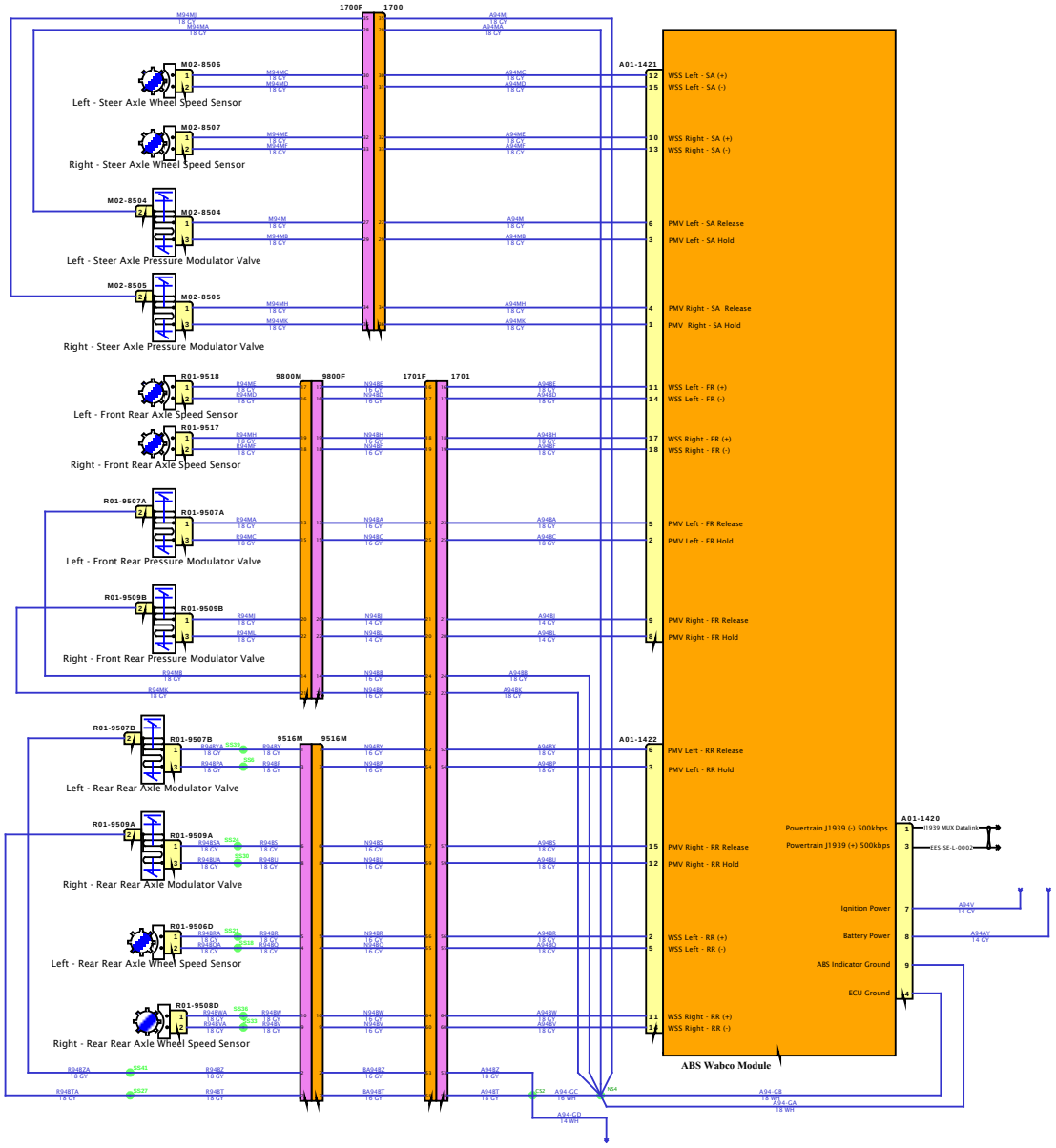

DESIGN DESCRIPTION

FEATURE CODES

SOFTWARE FEATURE CODES

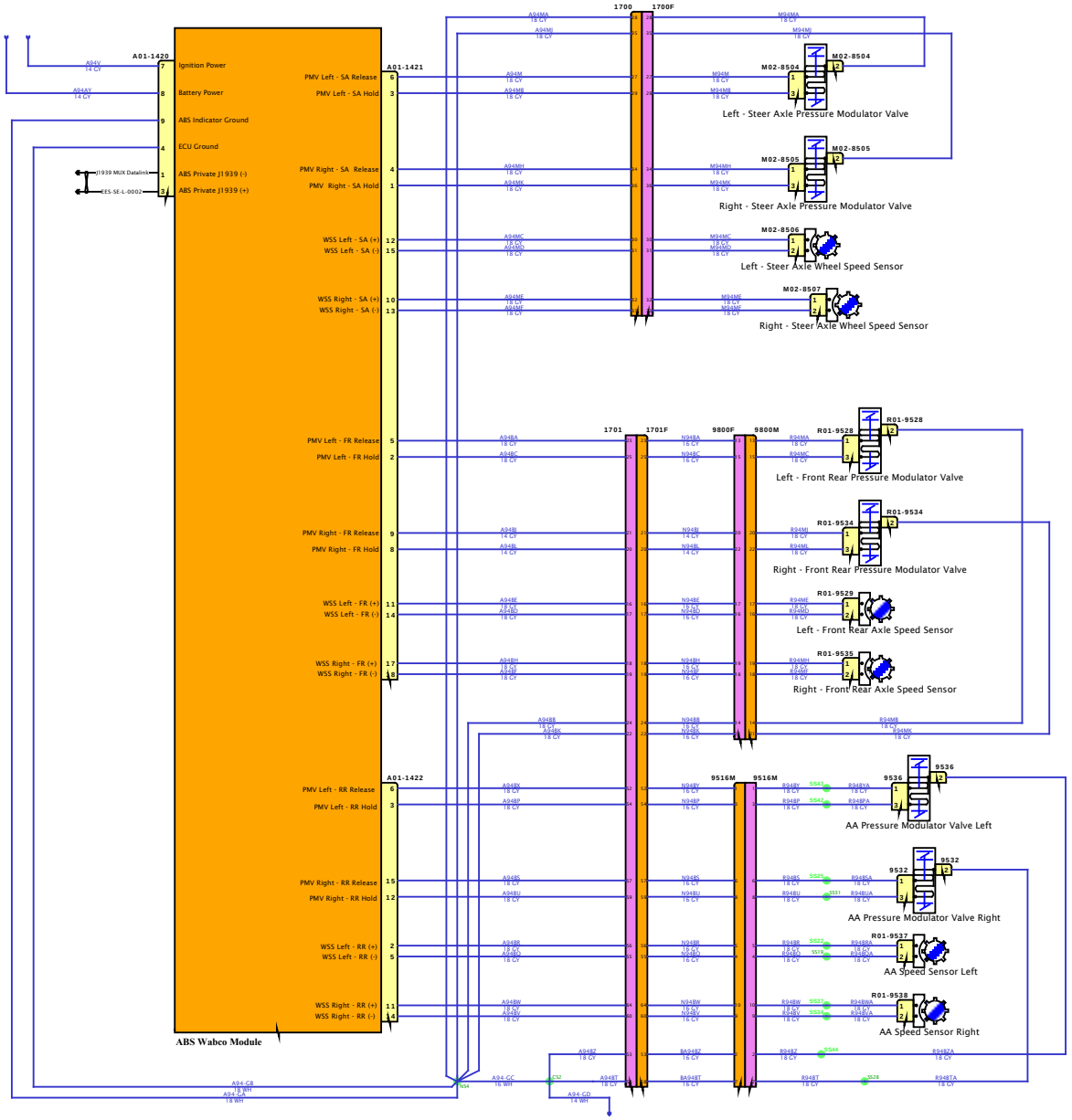

DESIGN DESCRIPTION

FEATURE CODES

SOFTWARE FEATURE CODES

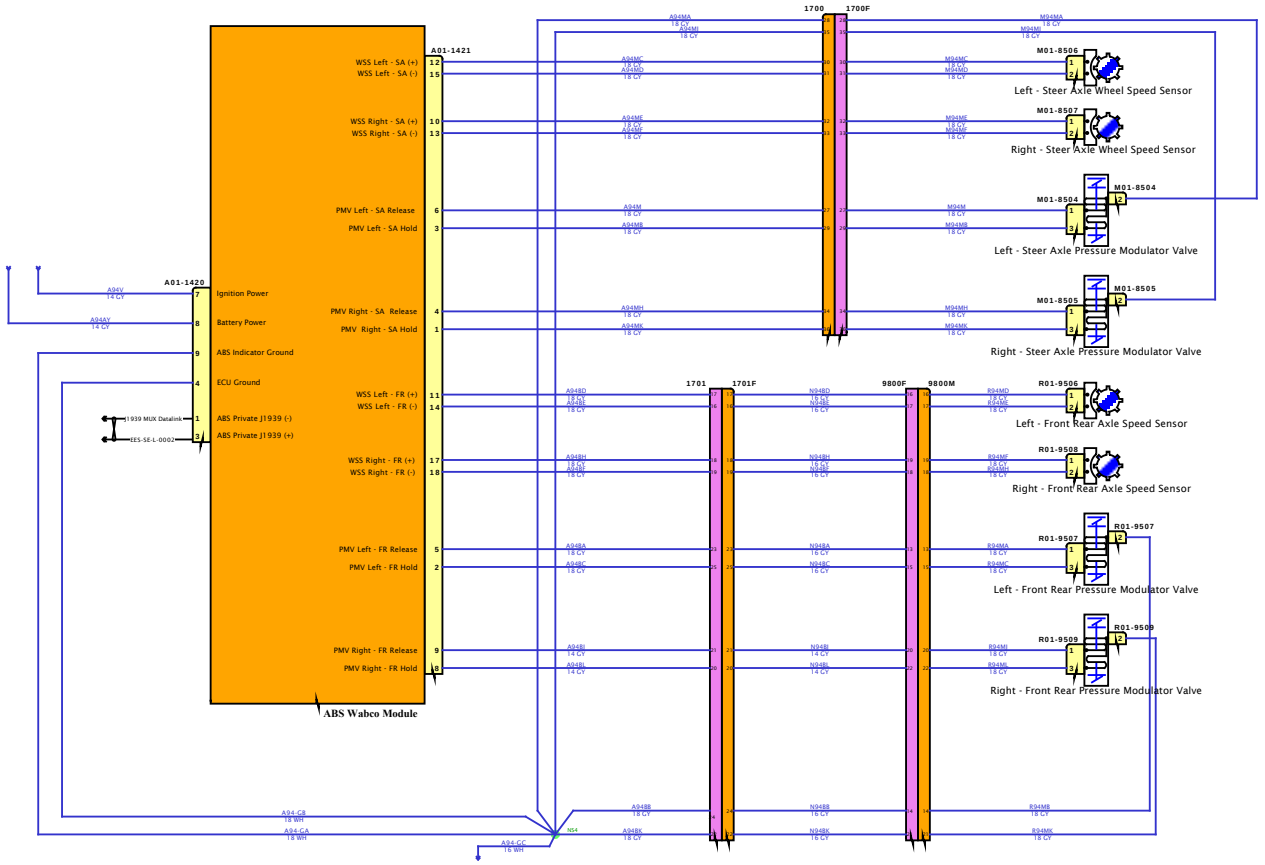

DESIGN DESCRIPTION

FEATURE CODES

SOFTWARE FEATURE CODES

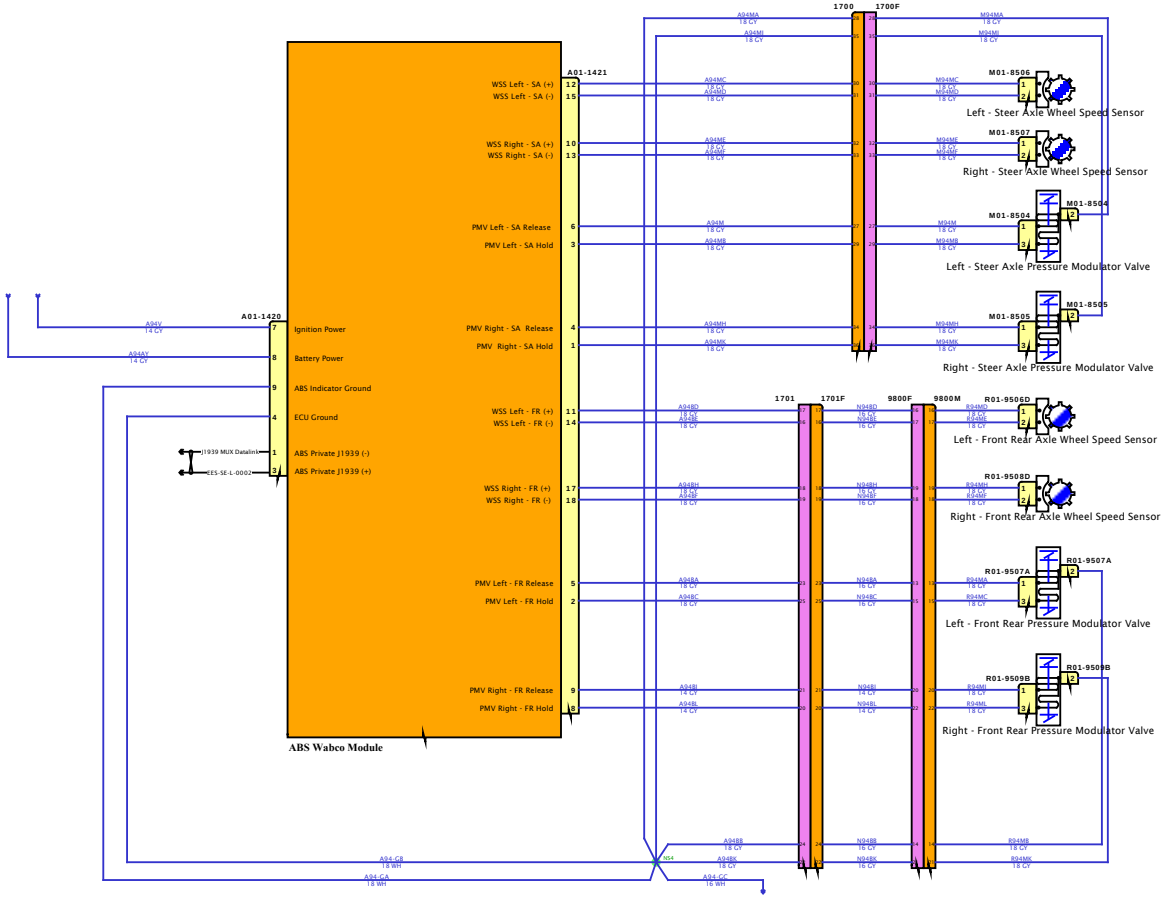

DESIGN DESCRIPTION

FEATURE CODES

SOFTWARE FEATURE CODES

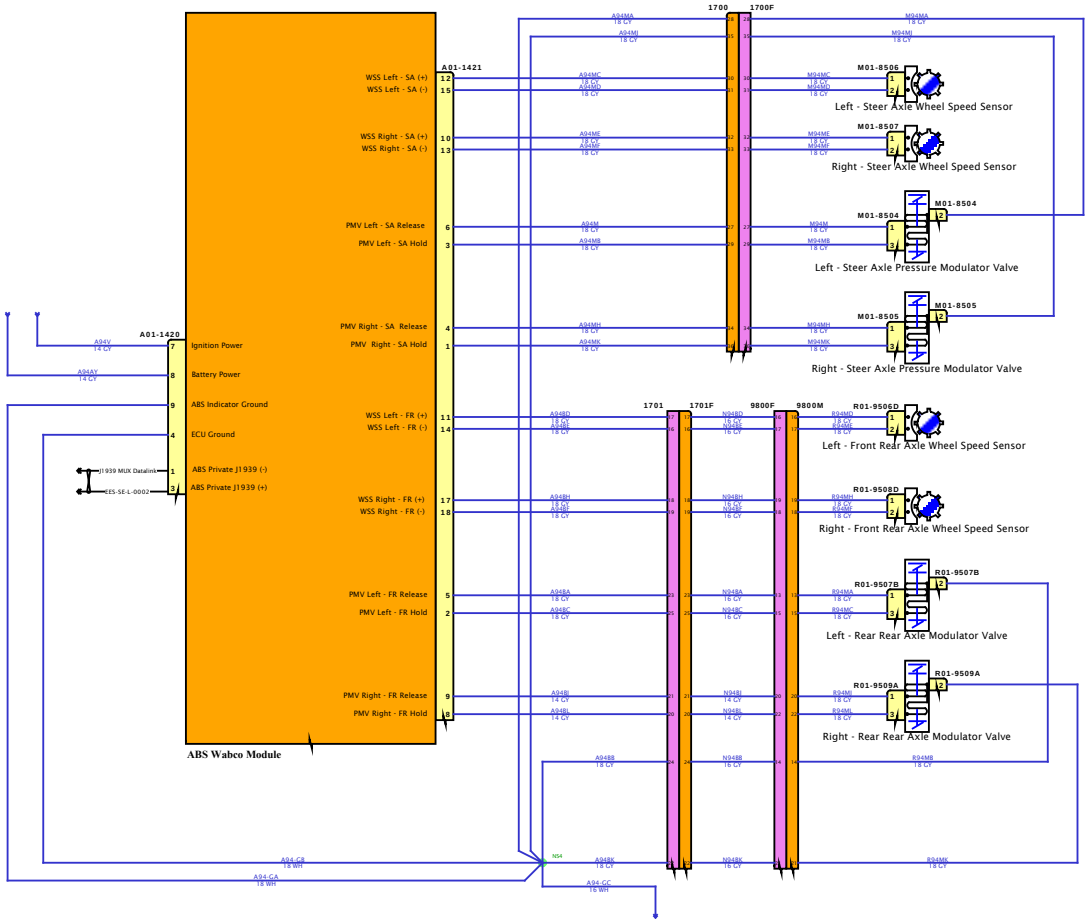

DESIGN DESCRIPTION

FEATURE CODES

SOFTWARE FEATURE CODES

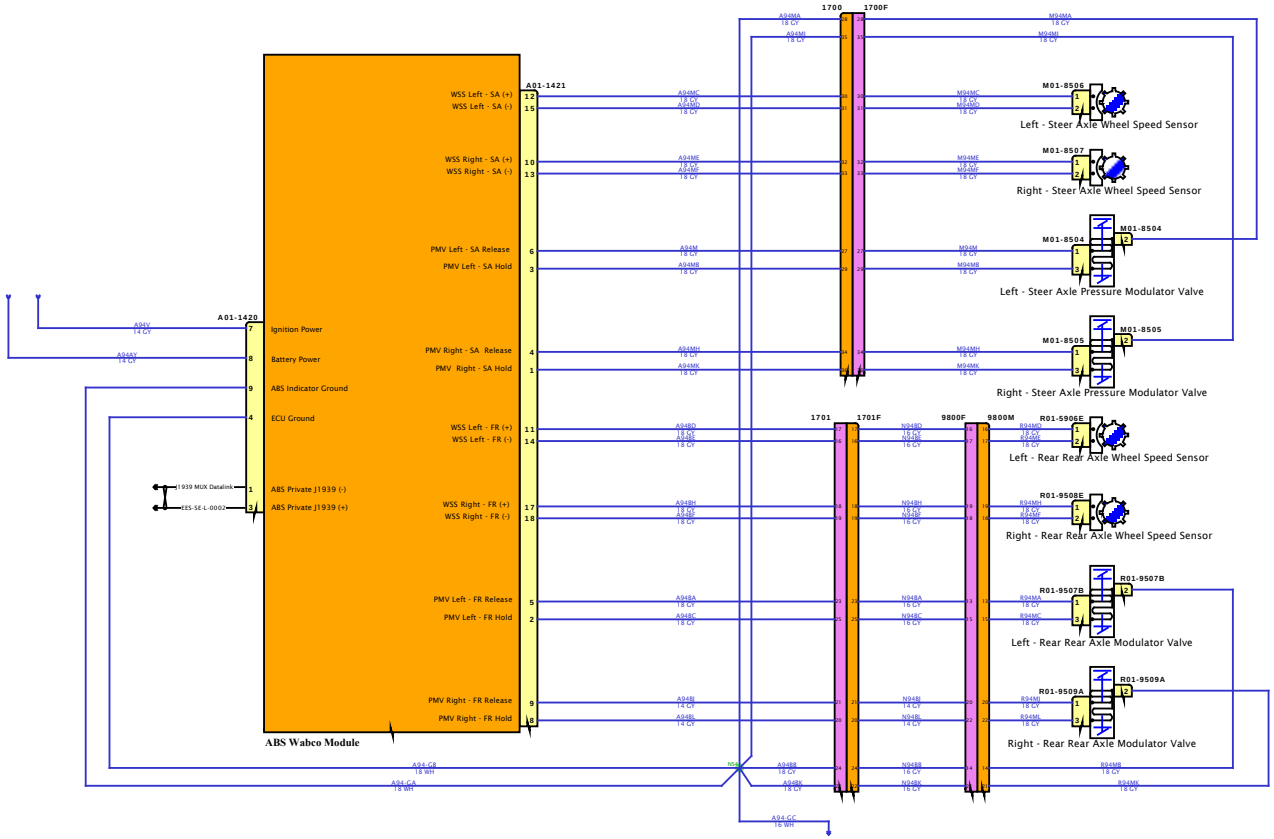

DESIGN DESCRIPTION

FEATURE CODES

SOFTWARE FEATURE CODES

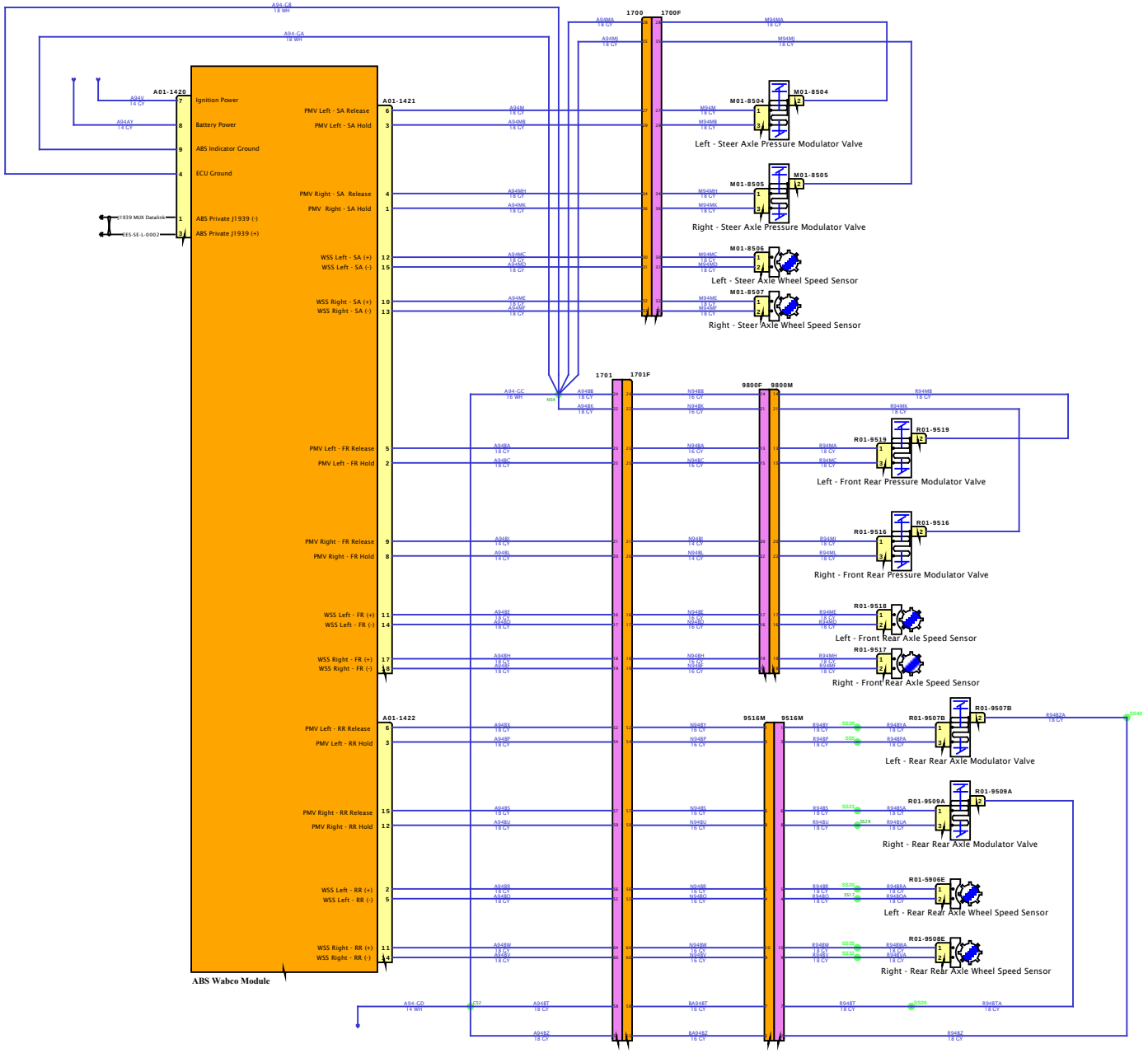

DESIGN DESCRIPTION

FEATURE CODES

SOFTWARE FEATURE CODES

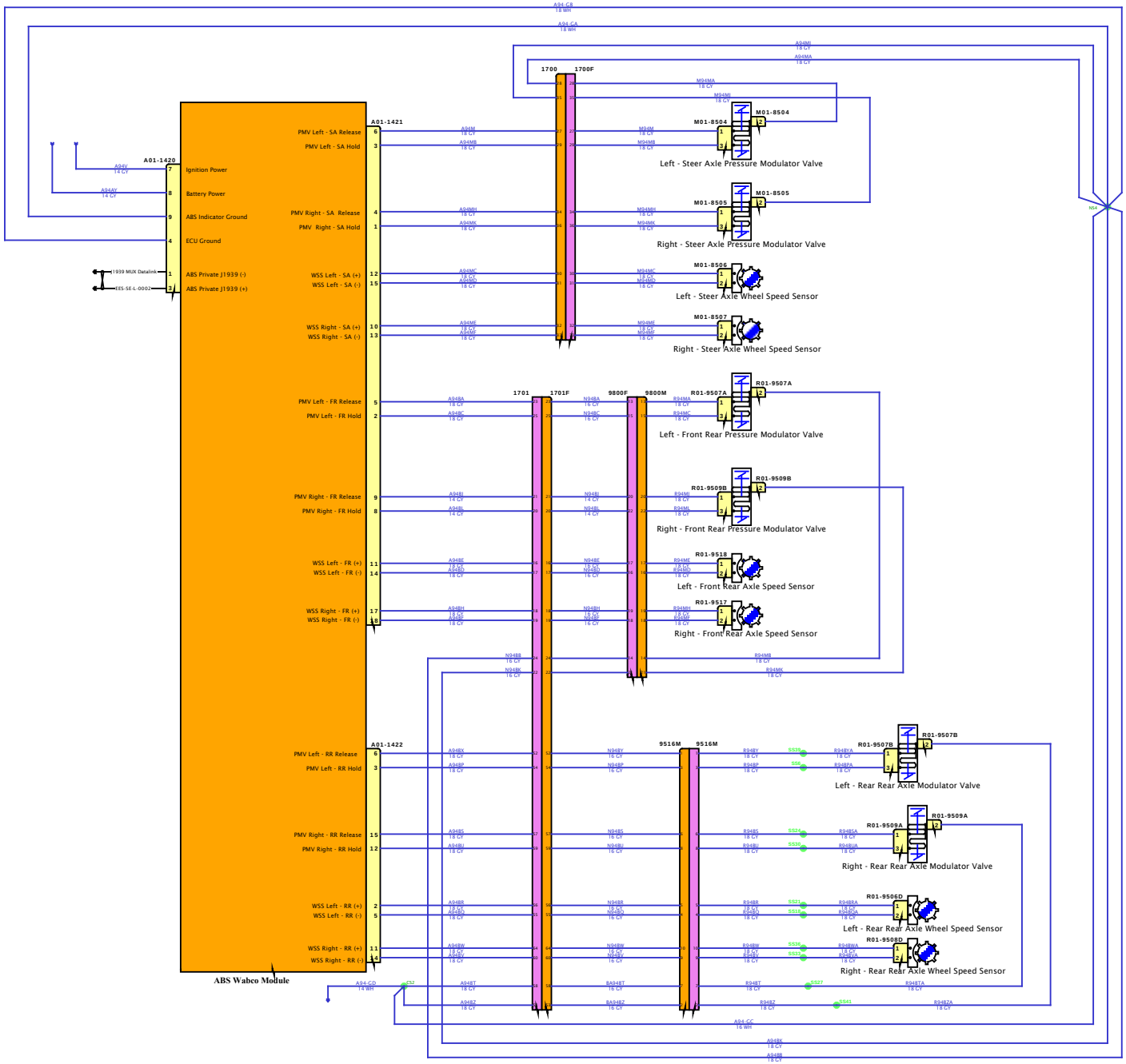

DESIGN DESCRIPTION

FEATURE CODES

SOFTWARE FEATURE CODES

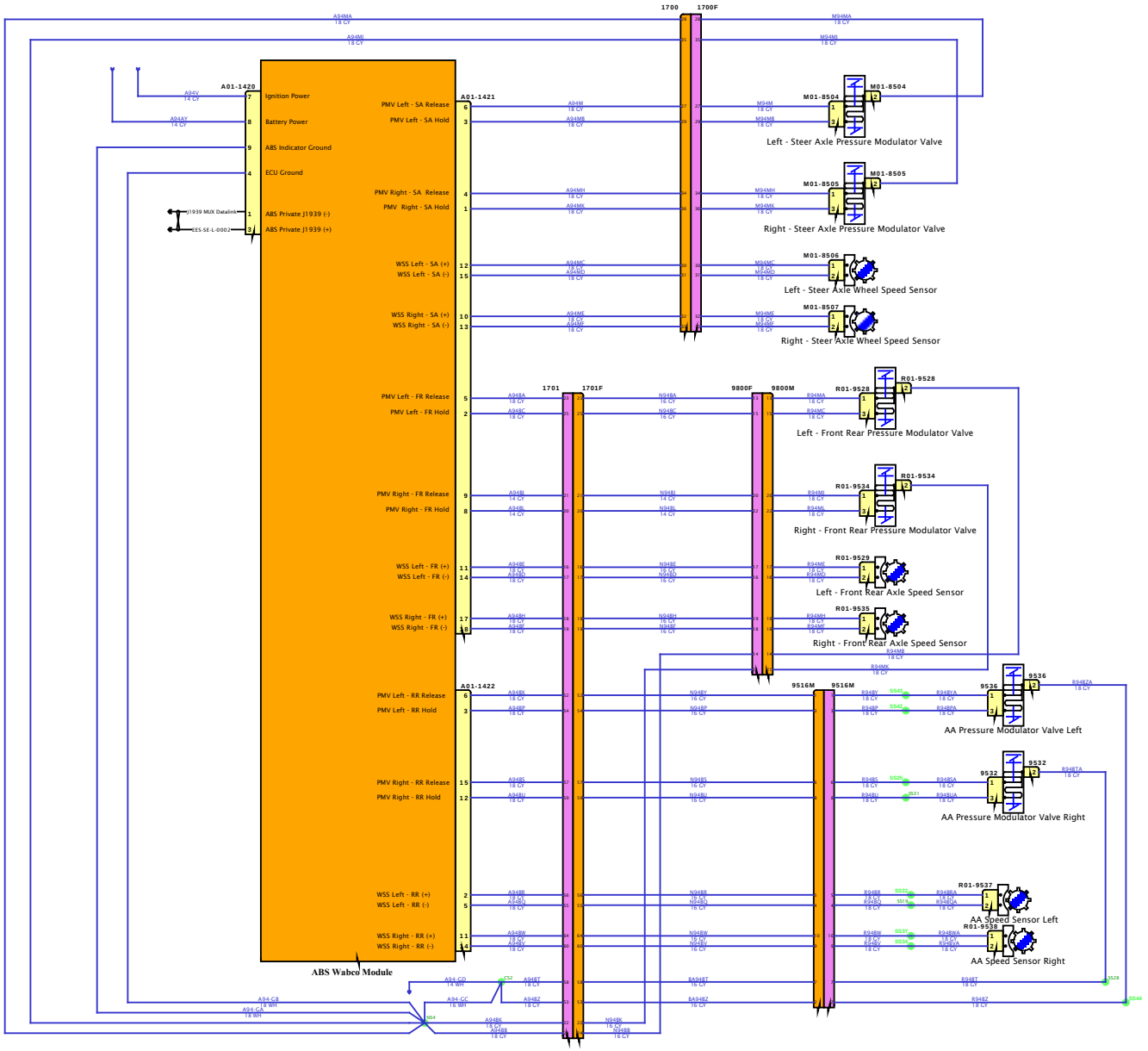

DESIGN DESCRIPTION

FEATURE CODES

SOFTWARE FEATURE CODES

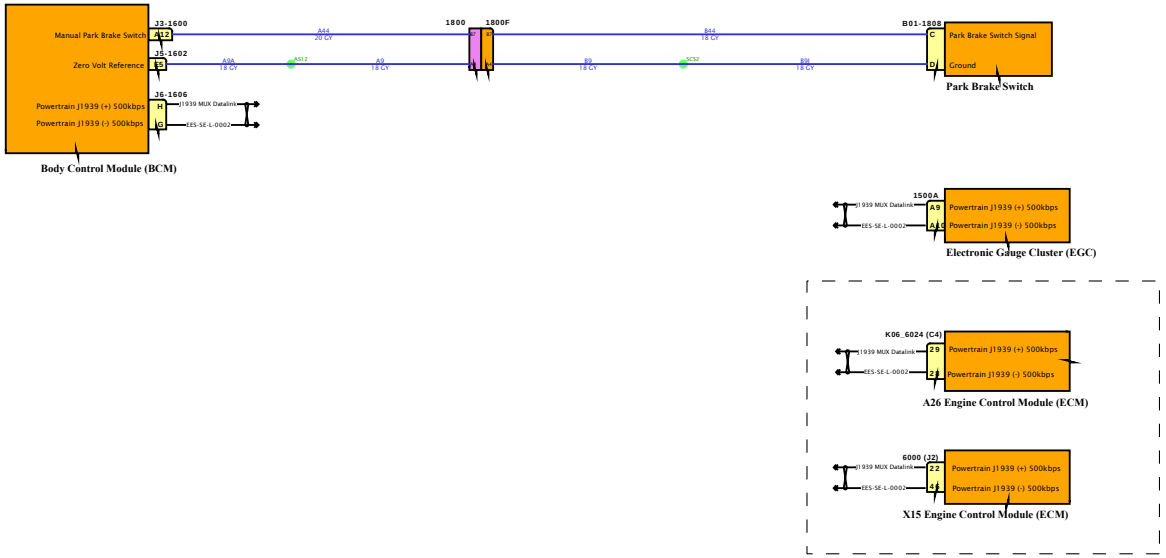

DESIGN DESCRIPTION

FEATURE CODES

SOFTWARE FEATURE CODES

Diagram1

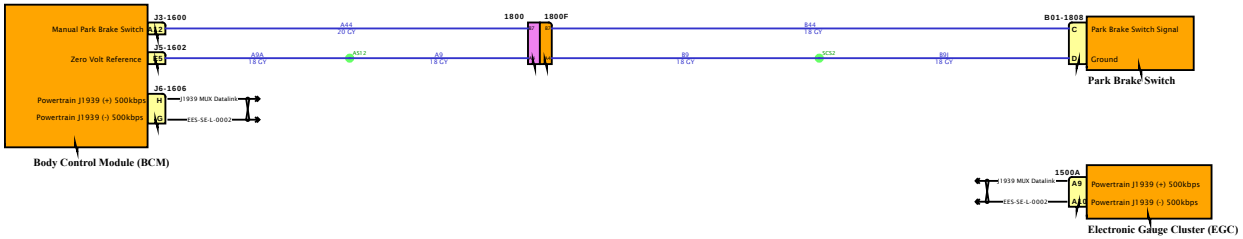

DESIGN DESCRIPTION

FEATURE CODES

SOFTWARE FEATURE CODES

Diagram1

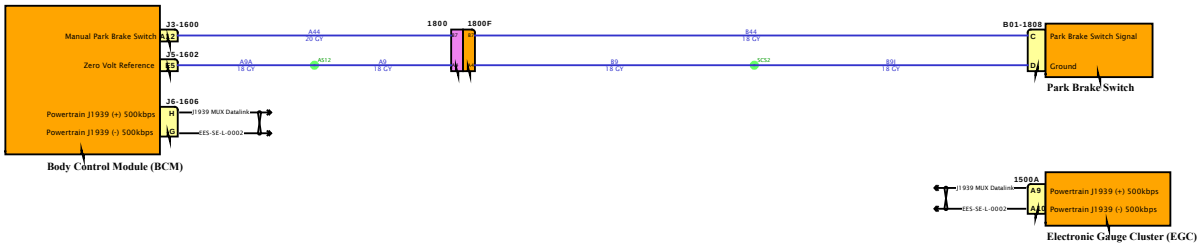

DESIGN DESCRIPTION

FEATURE CODES

SOFTWARE FEATURE CODES

Diagram1

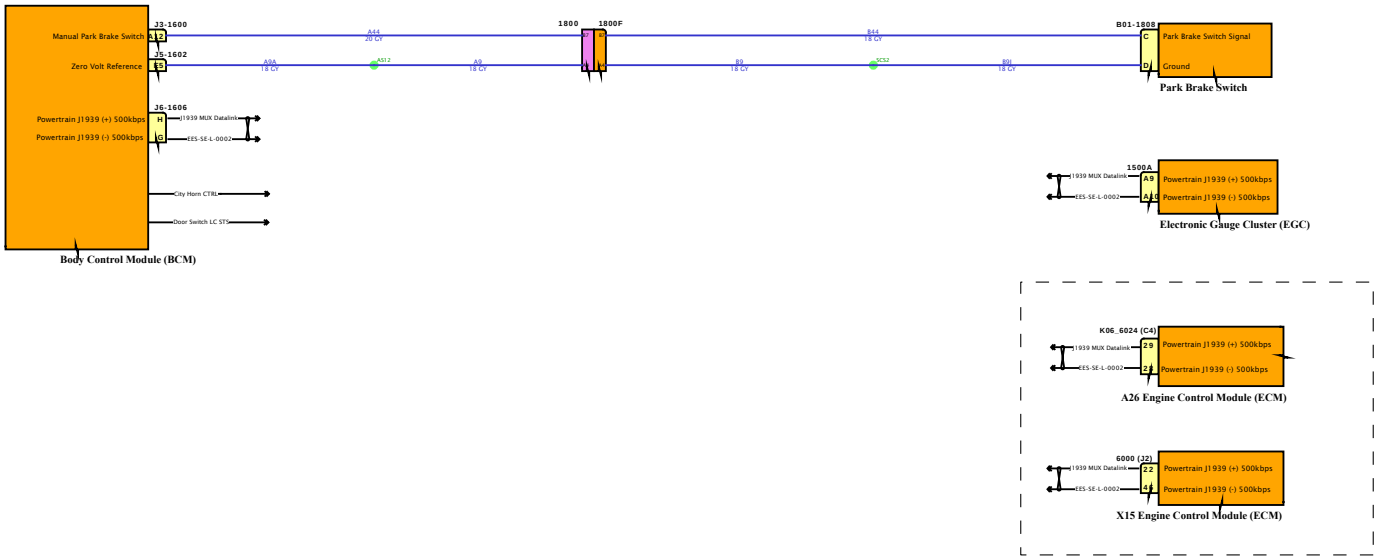

DESIGN DESCRIPTION

FEATURE CODES

SOFTWARE FEATURE CODES

DESIGN DESCRIPTION

FEATURE CODES

SOFTWARE FEATURE CODES

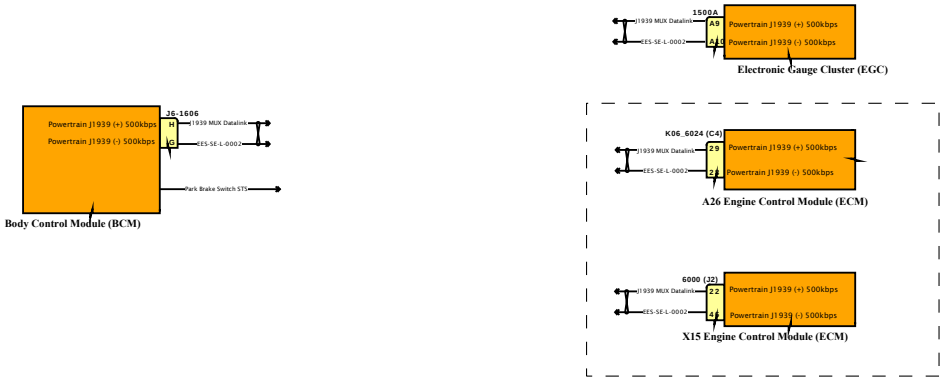

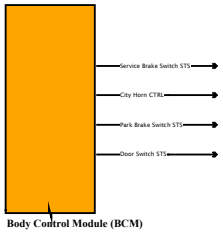

DESIGN DESCRIPTION

FEATURE CODES

SOFTWARE FEATURE CODES

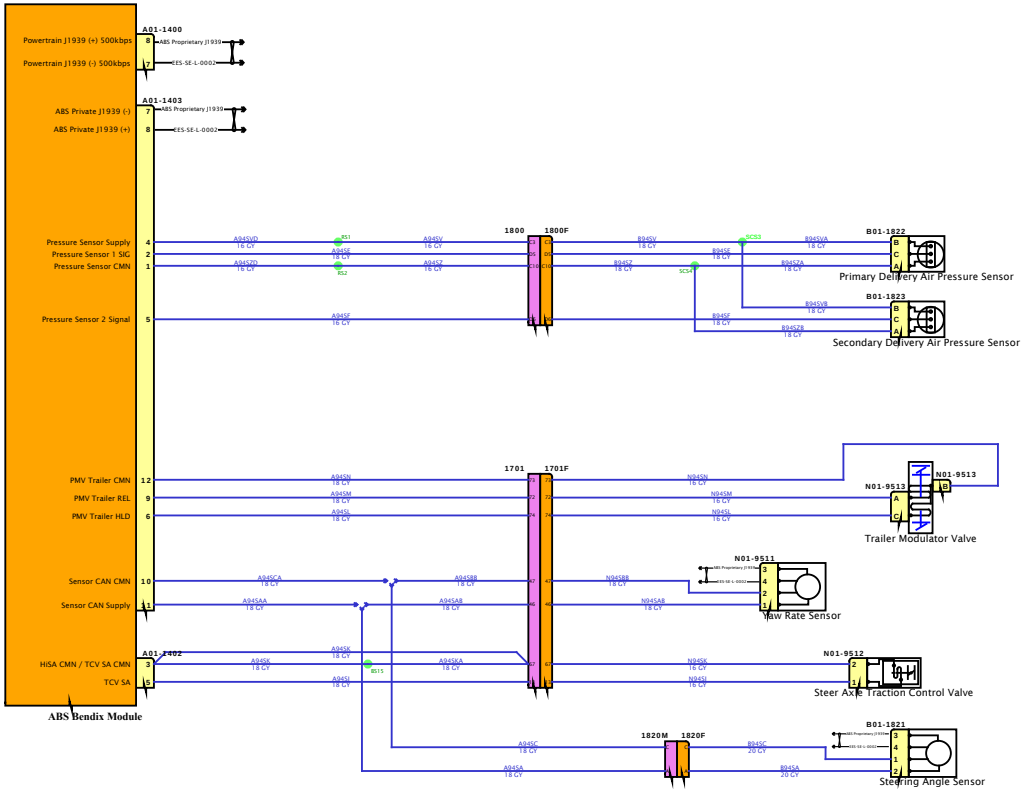

DESIGN DESCRIPTION

FEATURE CODES

SOFTWARE FEATURE CODES

Diagram2

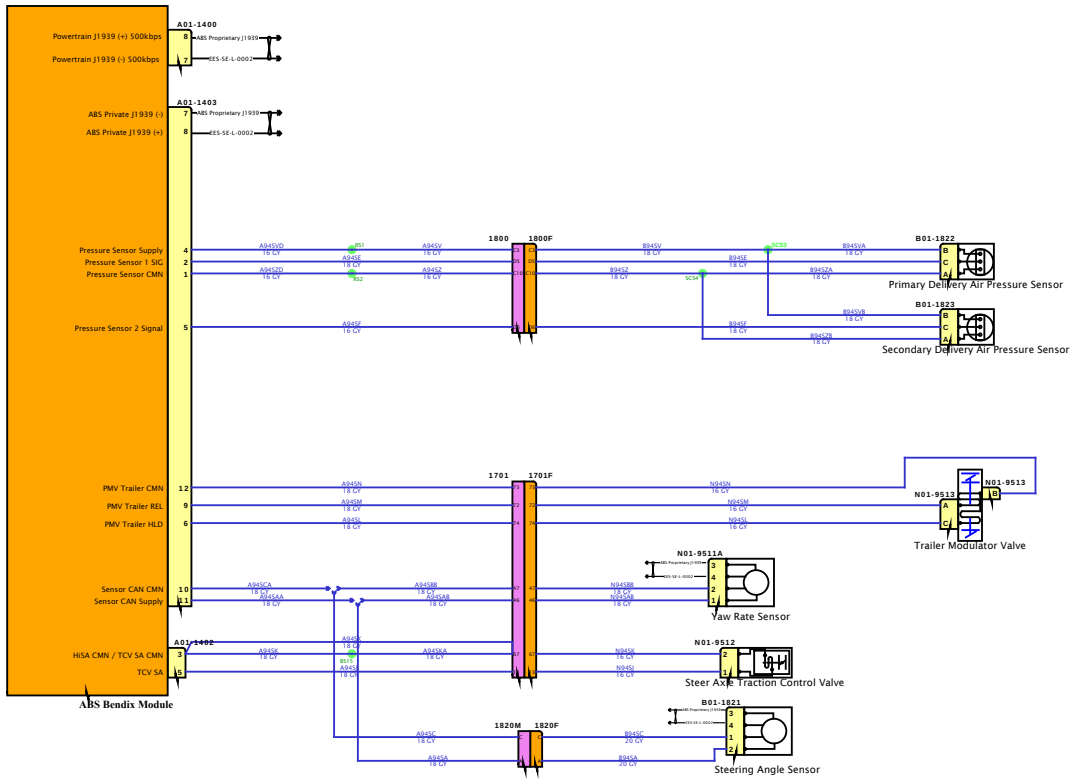

DESIGN DESCRIPTION

FEATURE CODES

SOFTWARE FEATURE CODES

Diagram1

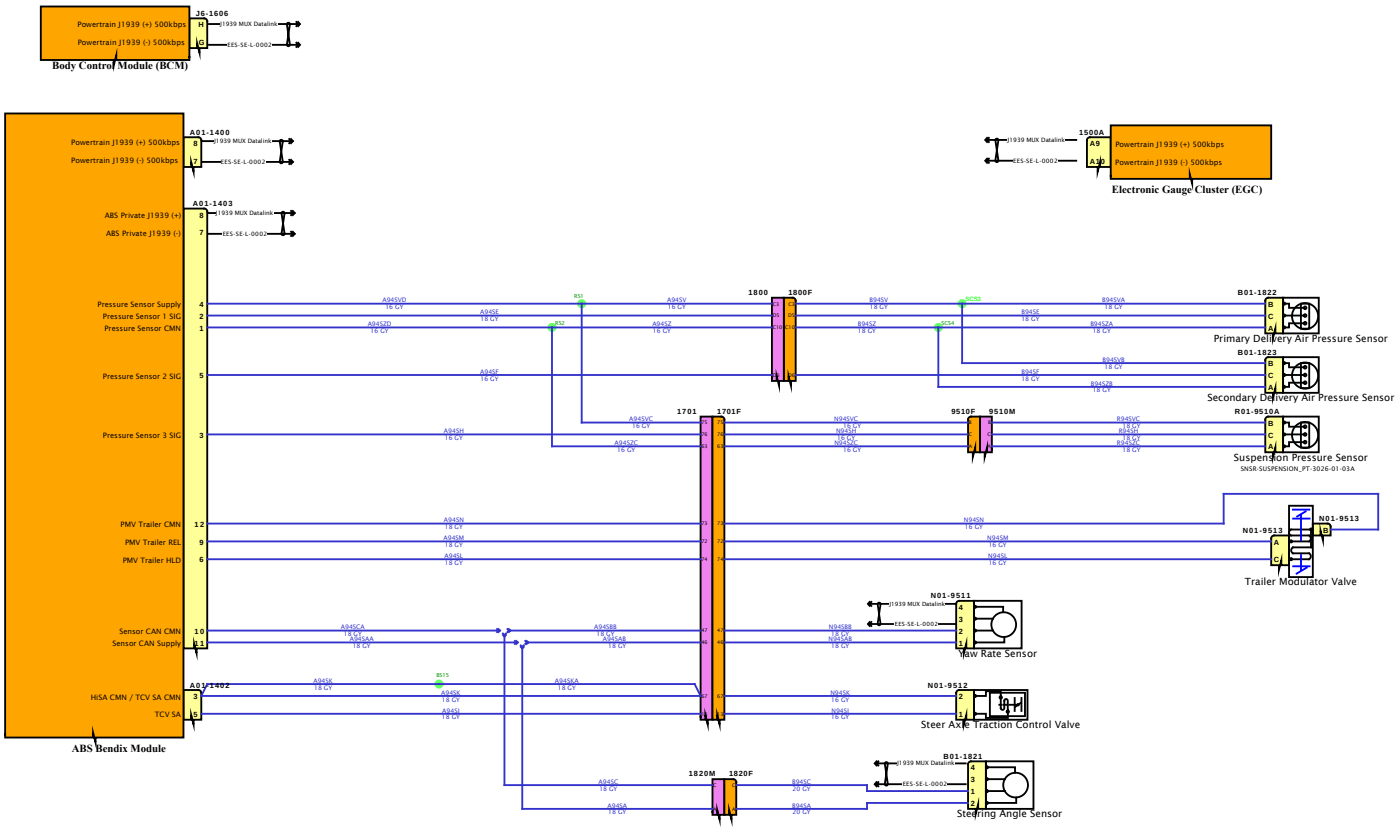

DESIGN DESCRIPTION

FEATURE CODES

SOFTWARE FEATURE CODES

Diagram2

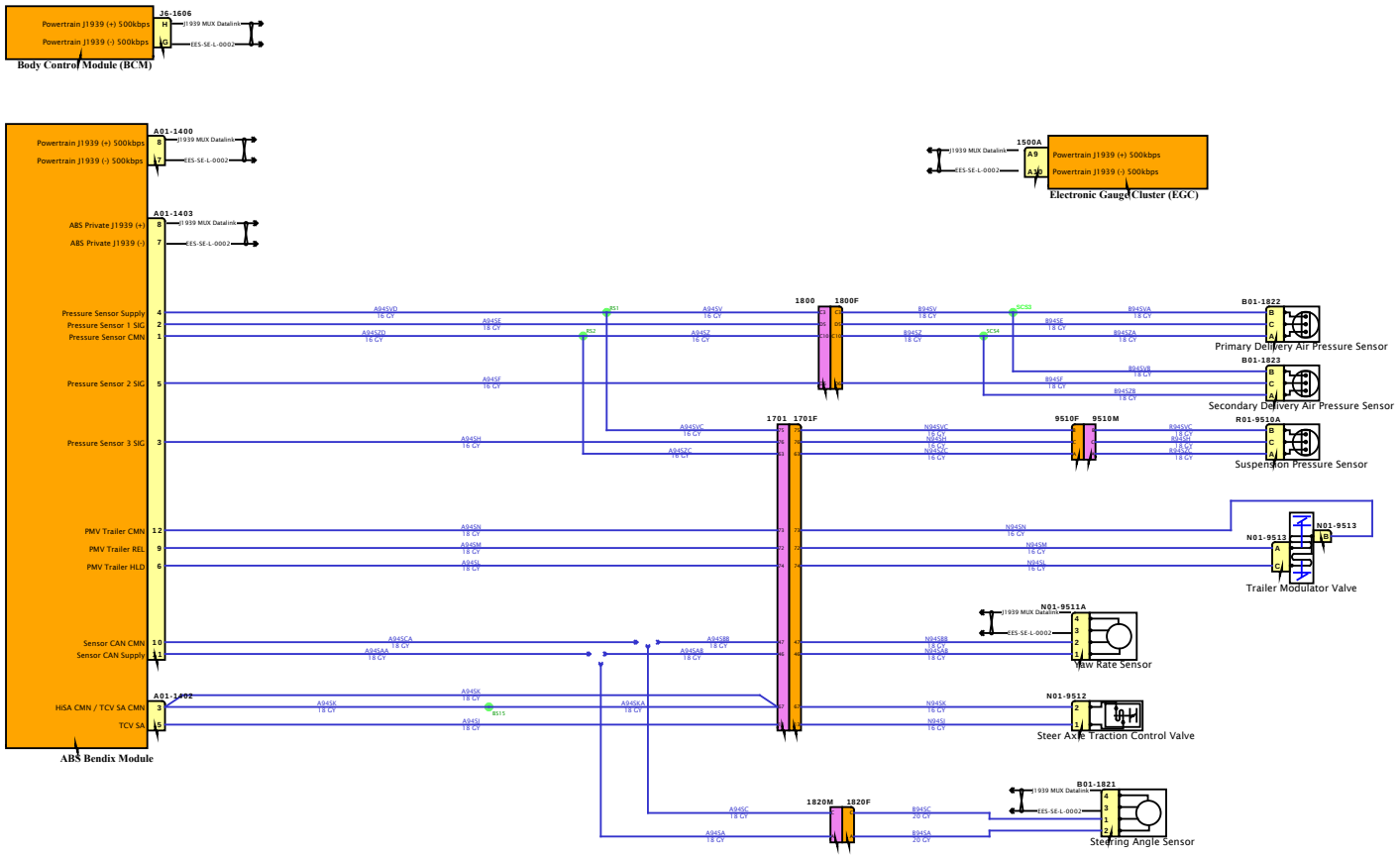

DESIGN DESCRIPTION

FEATURE CODES

SOFTWARE FEATURE CODES

Diagram1

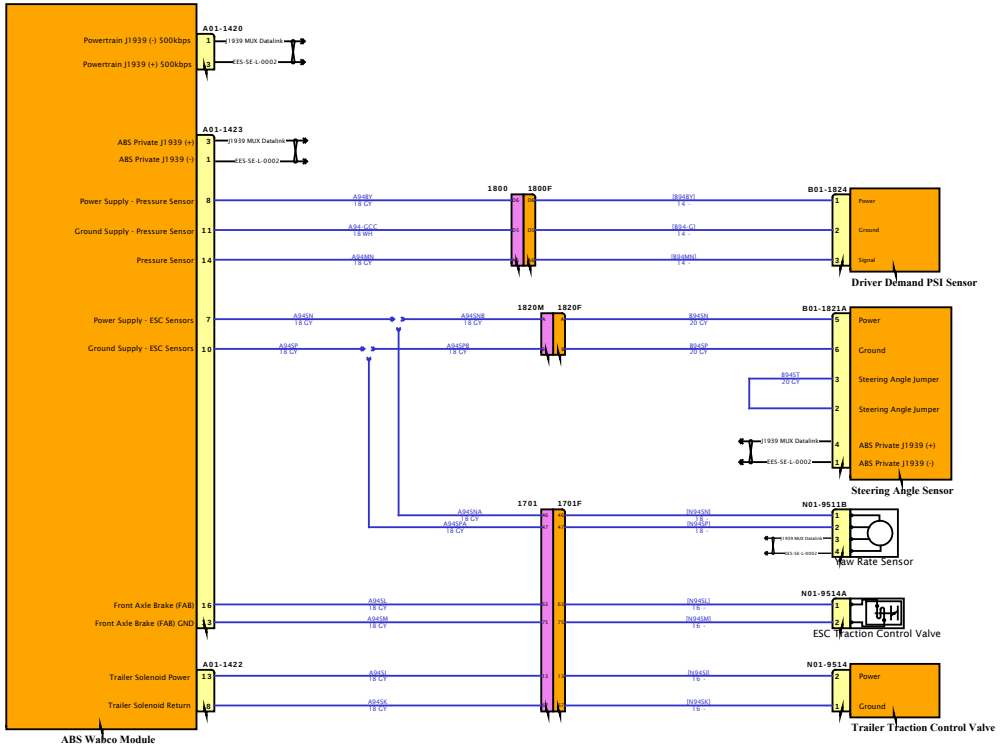

DESIGN DESCRIPTION

FEATURE CODES

SOFTWARE FEATURE CODES

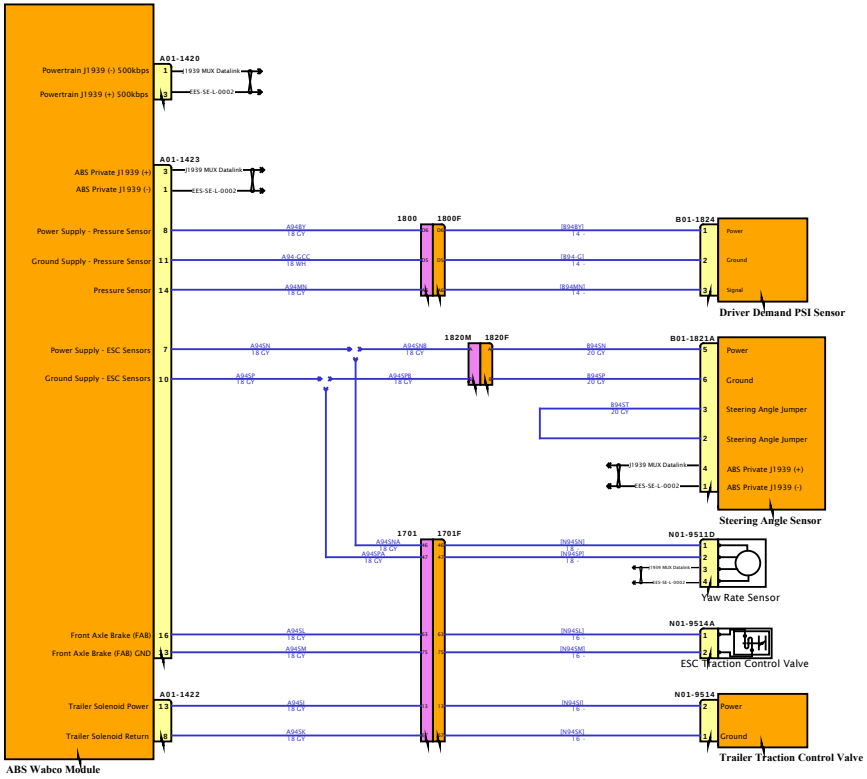

DESIGN DESCRIPTION

FEATURE CODES

SOFTWARE FEATURE CODES

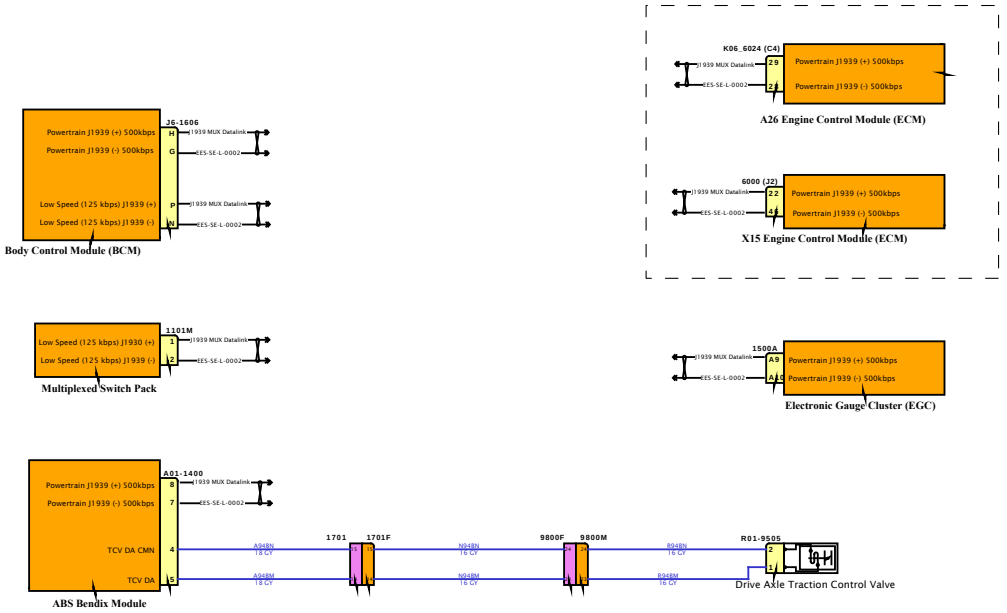

DESIGN DESCRIPTION

FEATURE CODES

SOFTWARE FEATURE CODES

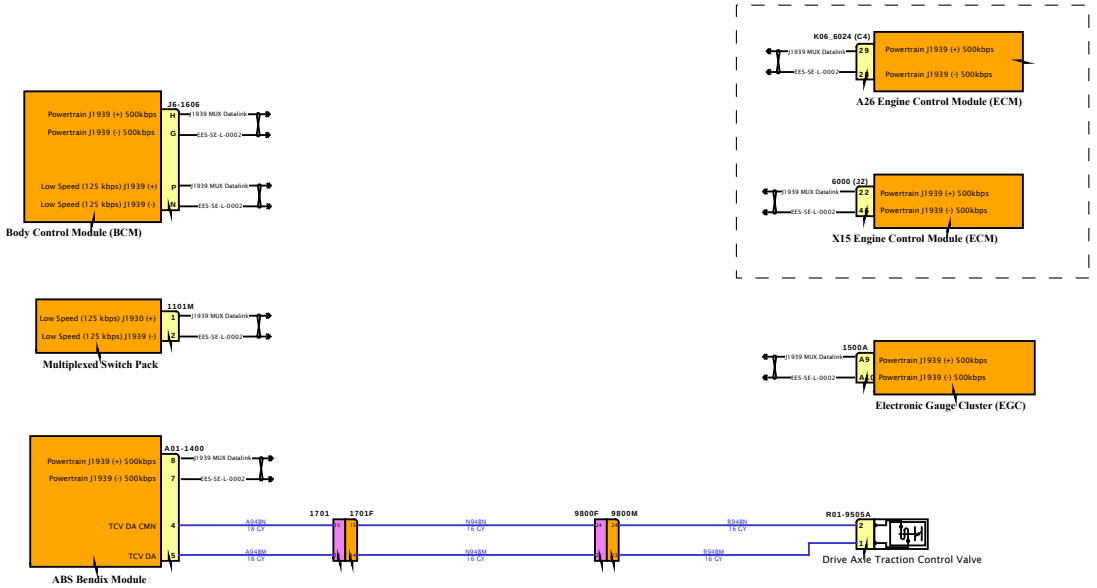

DESIGN DESCRIPTION

FEATURE CODES

SOFTWARE FEATURE CODES

DESIGN DESCRIPTION

FEATURE CODES

SOFTWARE FEATURE CODES

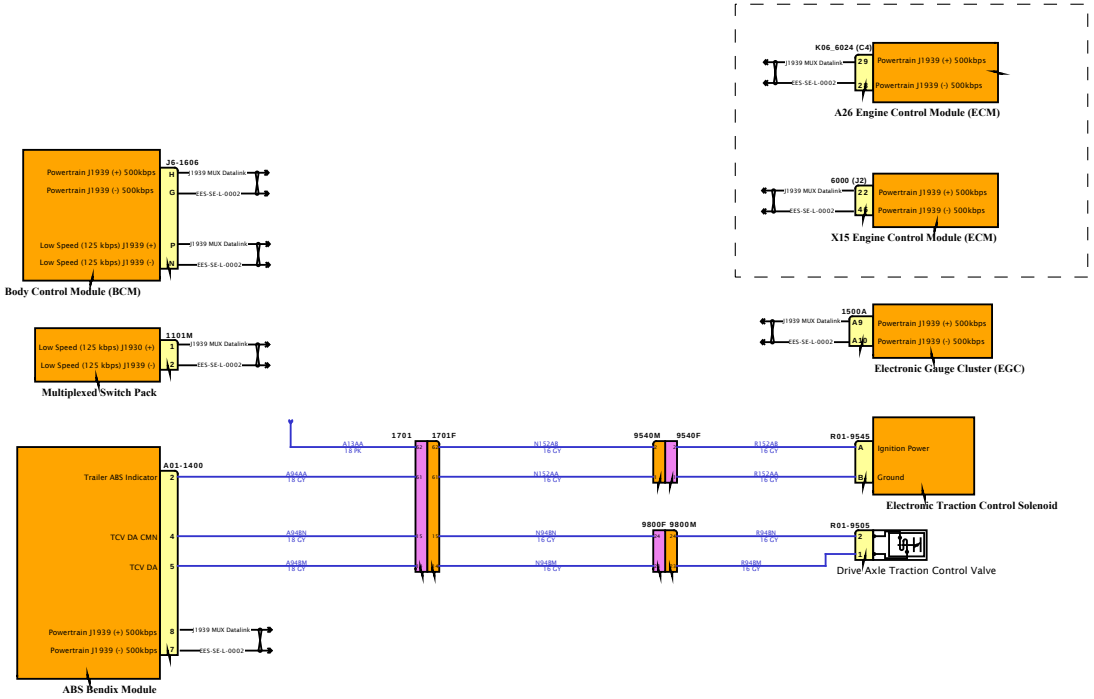

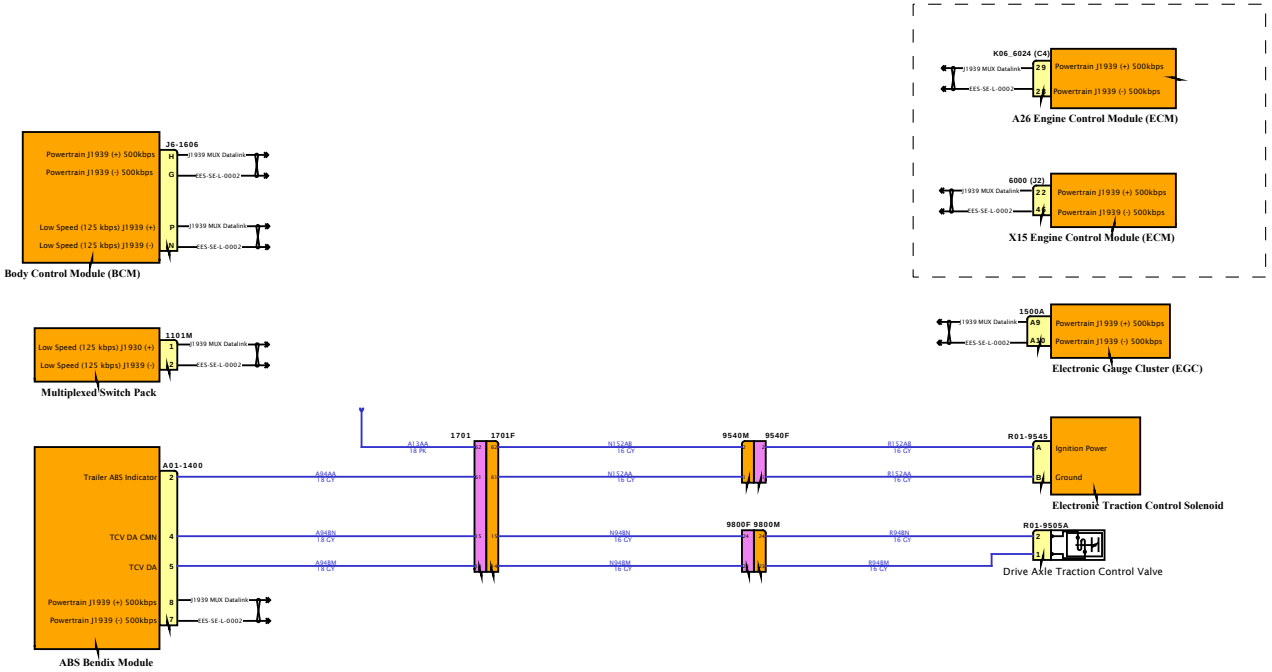

DESIGN DESCRIPTION

FEATURE CODES

SOFTWARE FEATURE CODES

DESIGN DESCRIPTION

FEATURE CODES

SOFTWARE FEATURE CODES

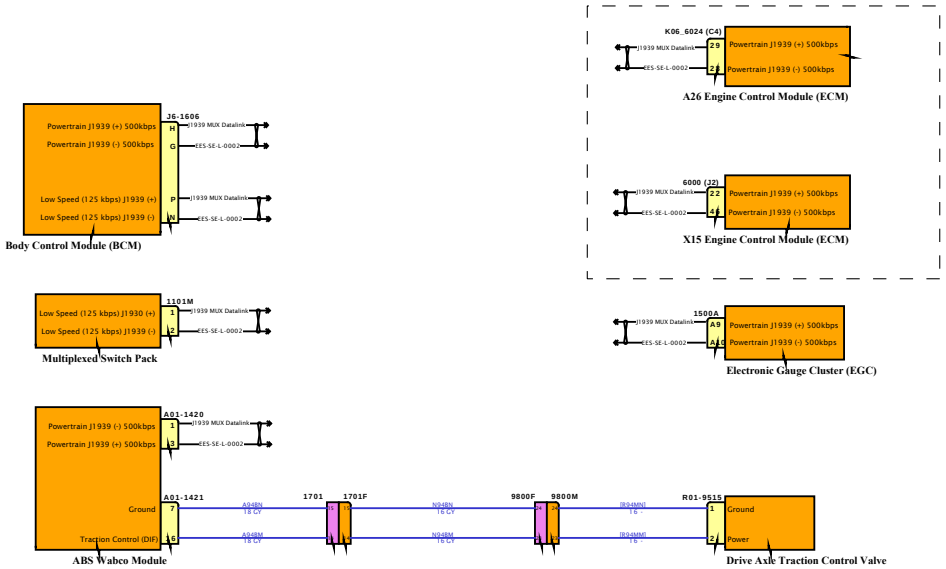

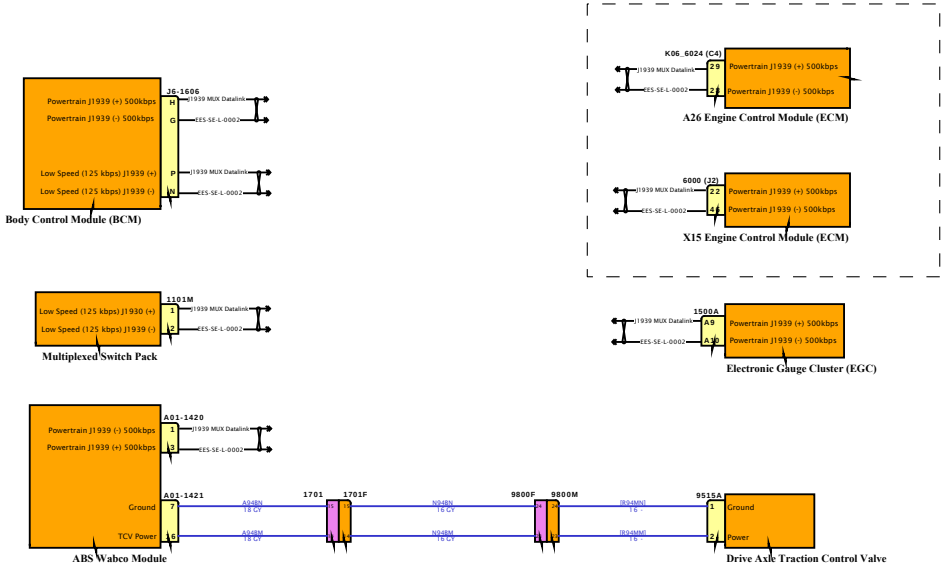

DESIGN DESCRIPTION

FEATURE CODES

SOFTWARE FEATURE CODES

DESIGN DESCRIPTION

FEATURE CODES

SOFTWARE FEATURE CODES

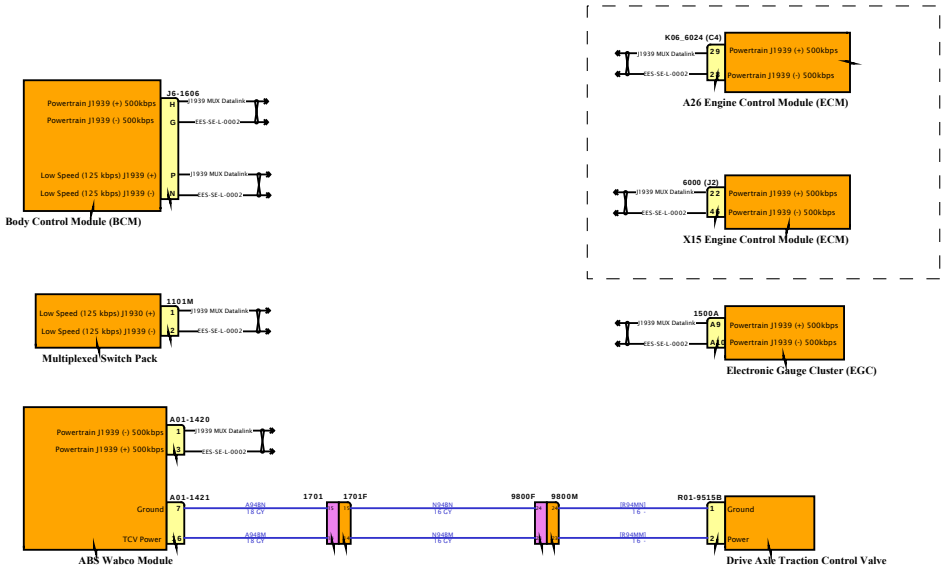

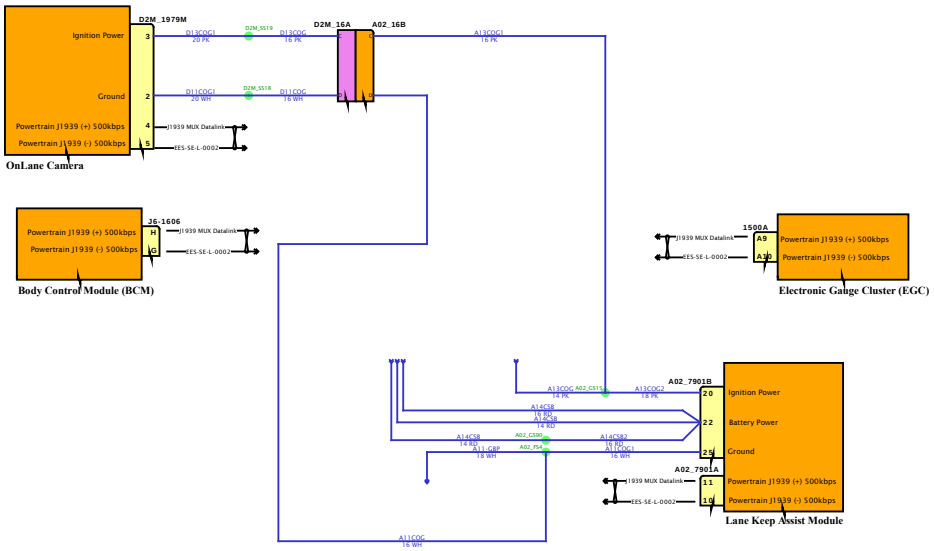

DESIGN DESCRIPTION

FEATURE CODES

SOFTWARE FEATURE CODES

Diagram1

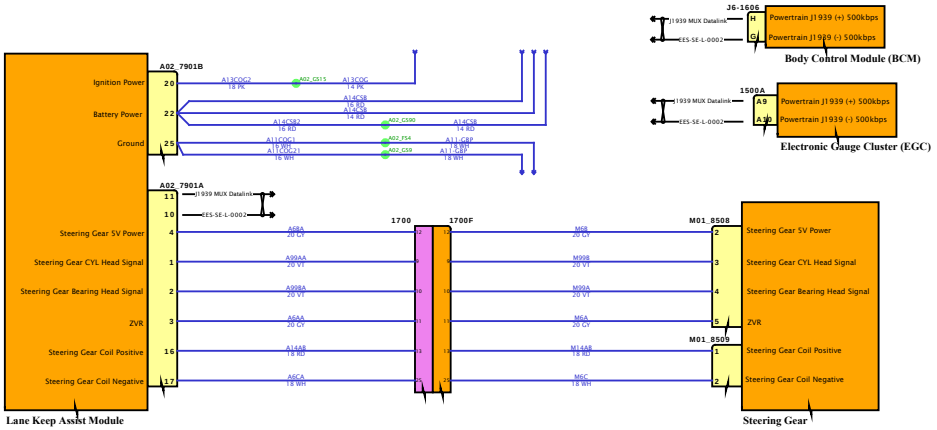

DESIGN DESCRIPTION

FEATURE CODES

SOFTWARE FEATURE CODES

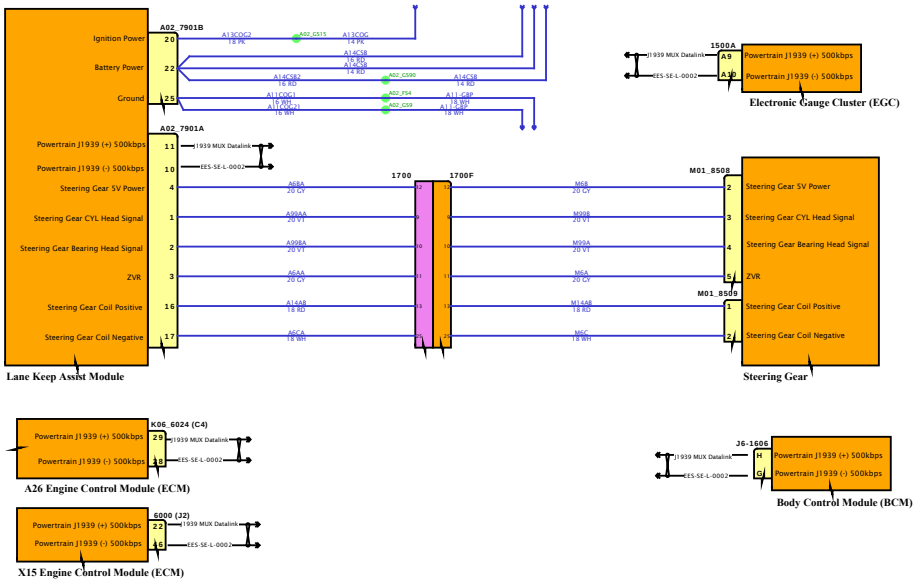

DESIGN DESCRIPTION

FEATURE CODES

SOFTWARE FEATURE CODES

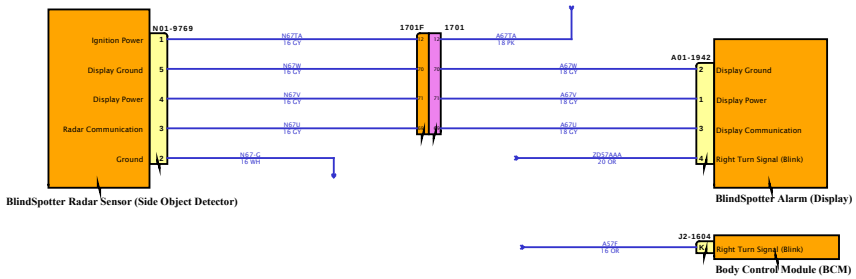

DESIGN DESCRIPTION

FEATURE CODES

SOFTWARE FEATURE CODES

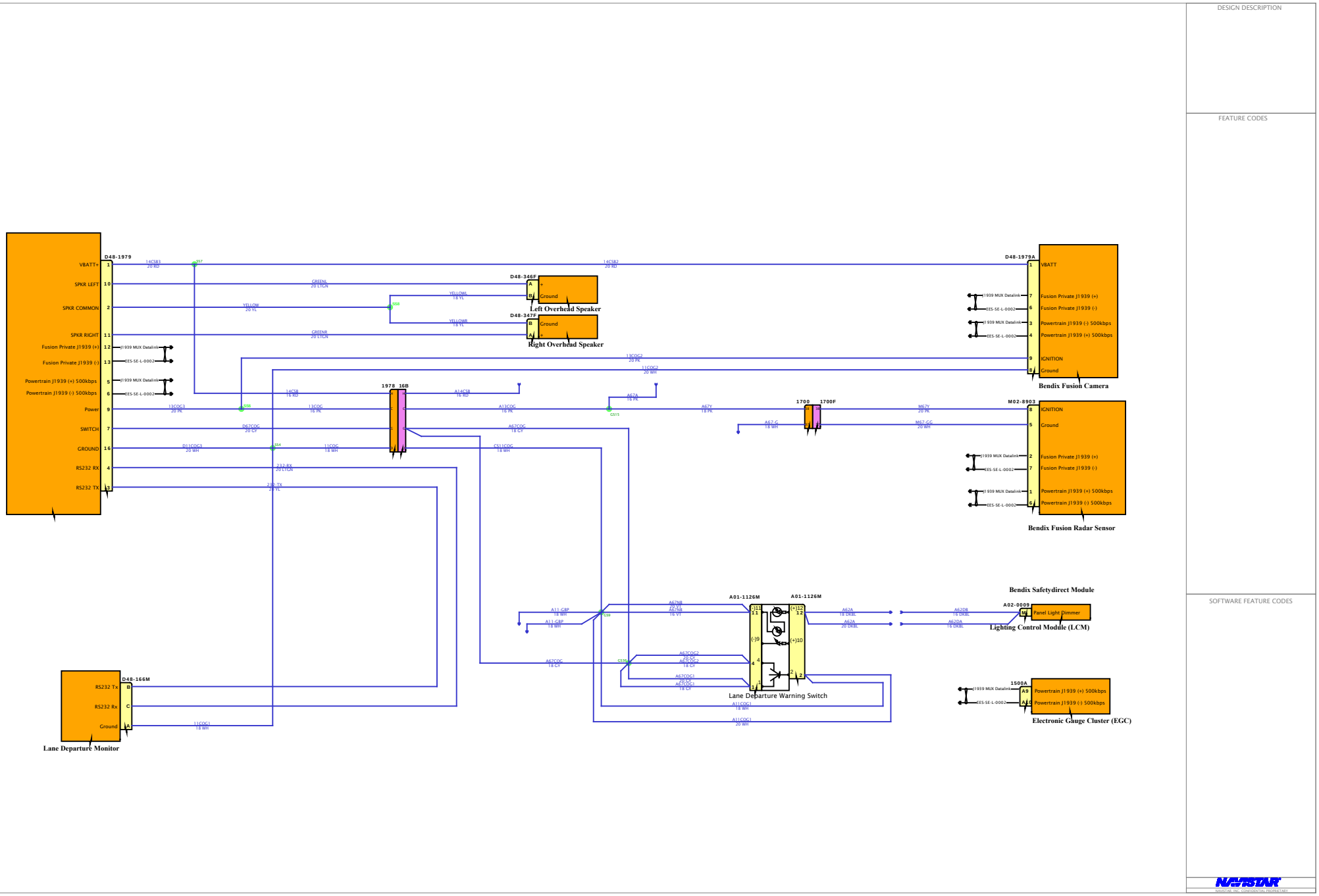
DESIGN DESCRIPTION
FEATURE CODES
SOFTWARE FEATURE CODES
D48-1979
VBATT+
SPKR LEFT
SPKR COMMON
SPKR RIGHT
Fusion Private J1939 (+)
Fusion Private J1939 (-)
Powertrain J1939 (+) 500kbps
Powertrain J1939 (-) 500kbps
Power
SWITCH
GROUND
RS232 RX
RS232 TX
D48-346F
Left Overhead Speaker
D48-347F
Right Overhead Speaker
D48-1979A
Bendix Fusion Camera
M02-8903
Bendix Fusion Radar Sensor
1978 16B
1700
1700F
A01-1126M
Lane Departure Warning Switch
Bendix Safetydirect Module
A02-0009
Panel Light Dimmer
Lighting Control Module (LCM)
D48-166M
Lane Departure Monitor
1500A
Electronic Gauge Cluster (EGC)

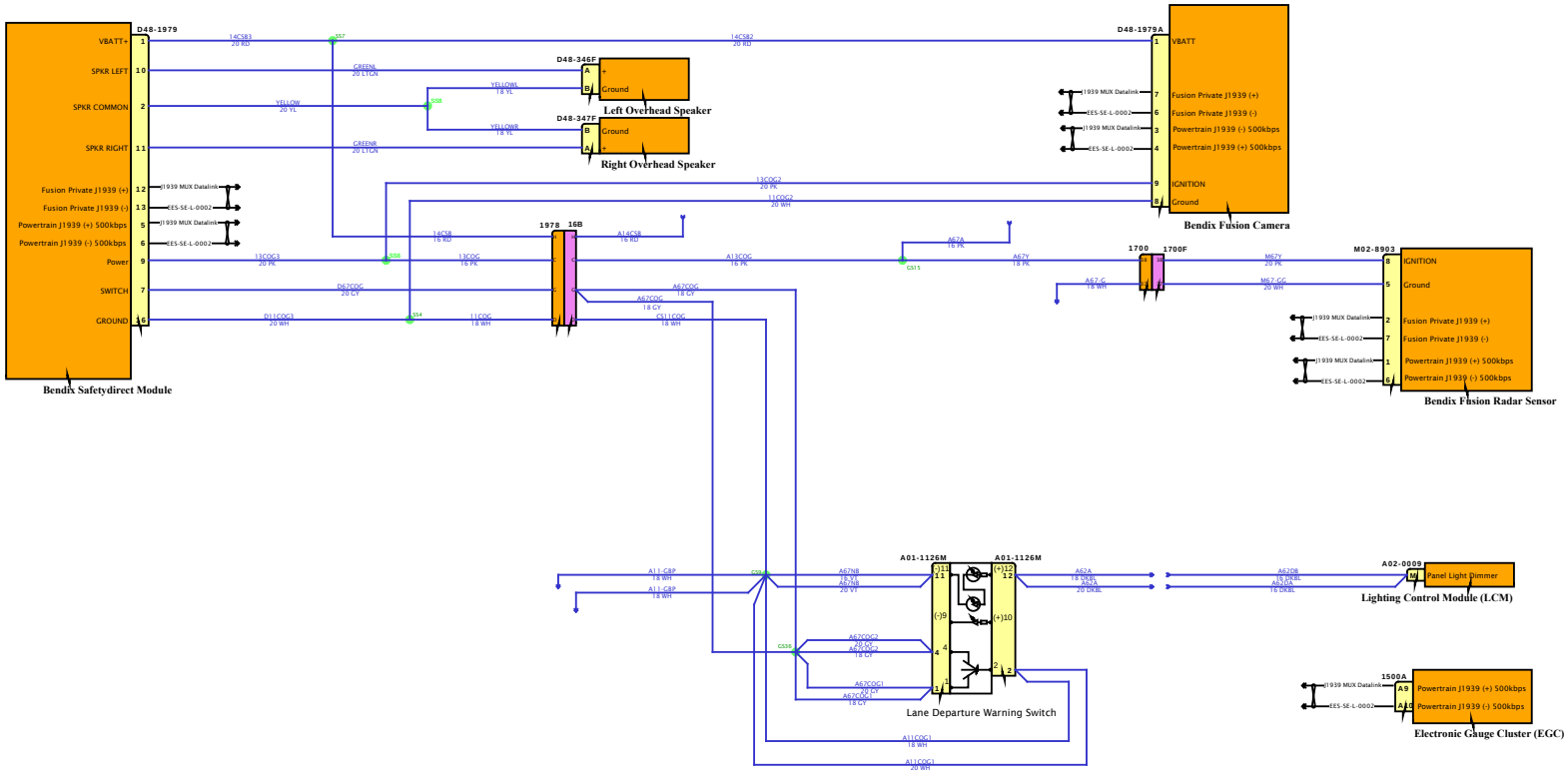

DESIGN DESCRIPTION

FEATURE CODES

SOFTWARE FEATURE CODES

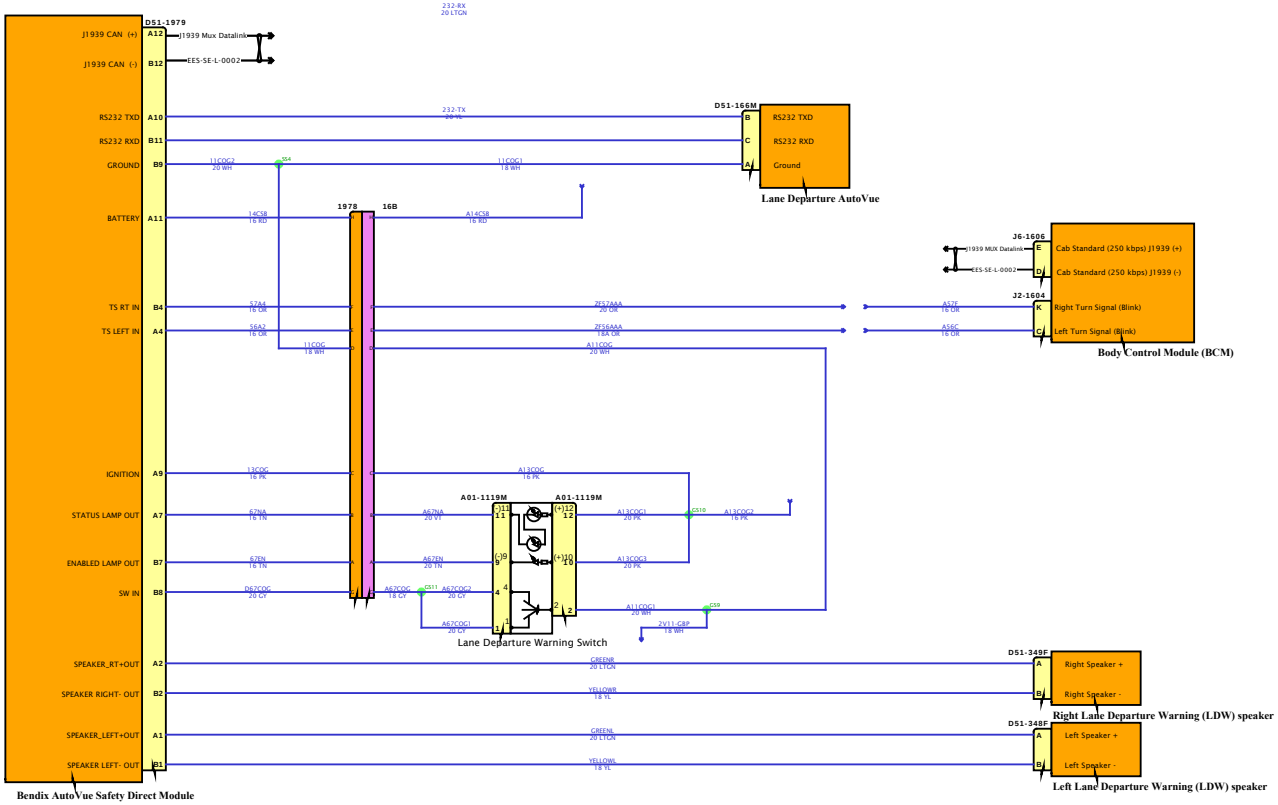

DESIGN DESCRIPTION

FEATURE CODES

SOFTWARE FEATURE CODES

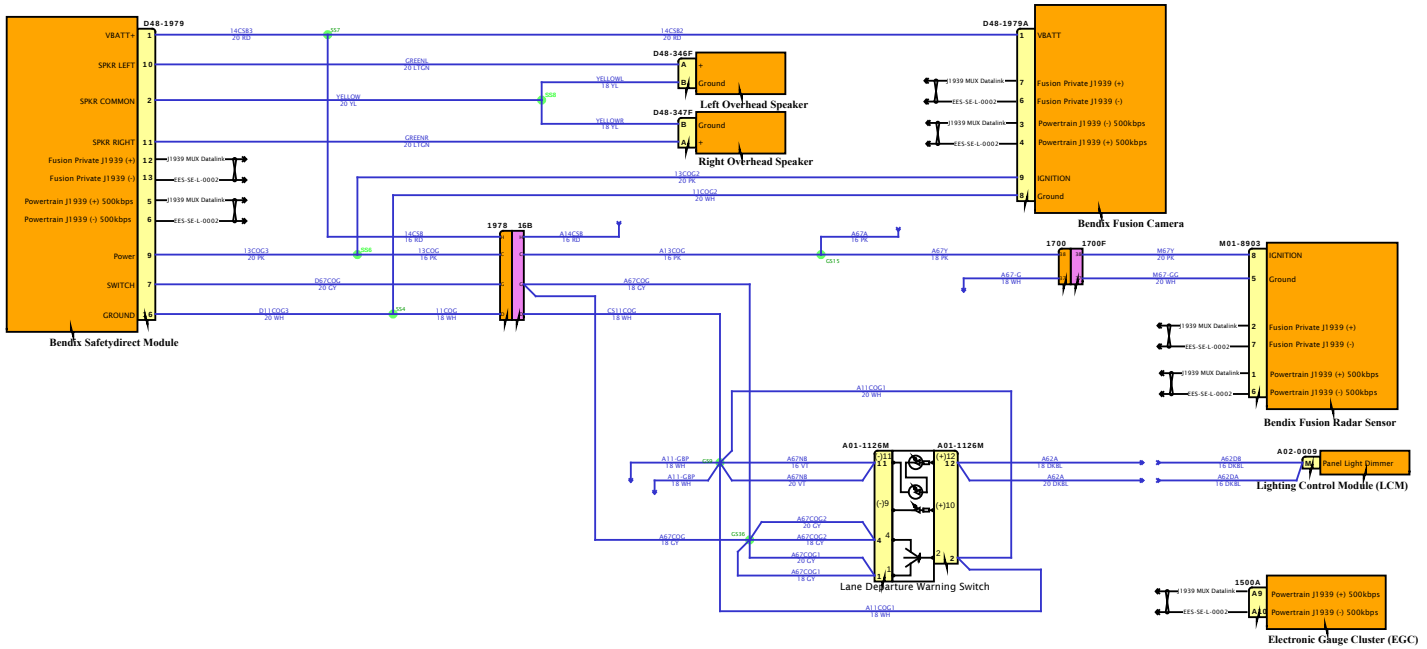

DESIGN DESCRIPTION

FEATURE CODES

SOFTWARE FEATURE CODES

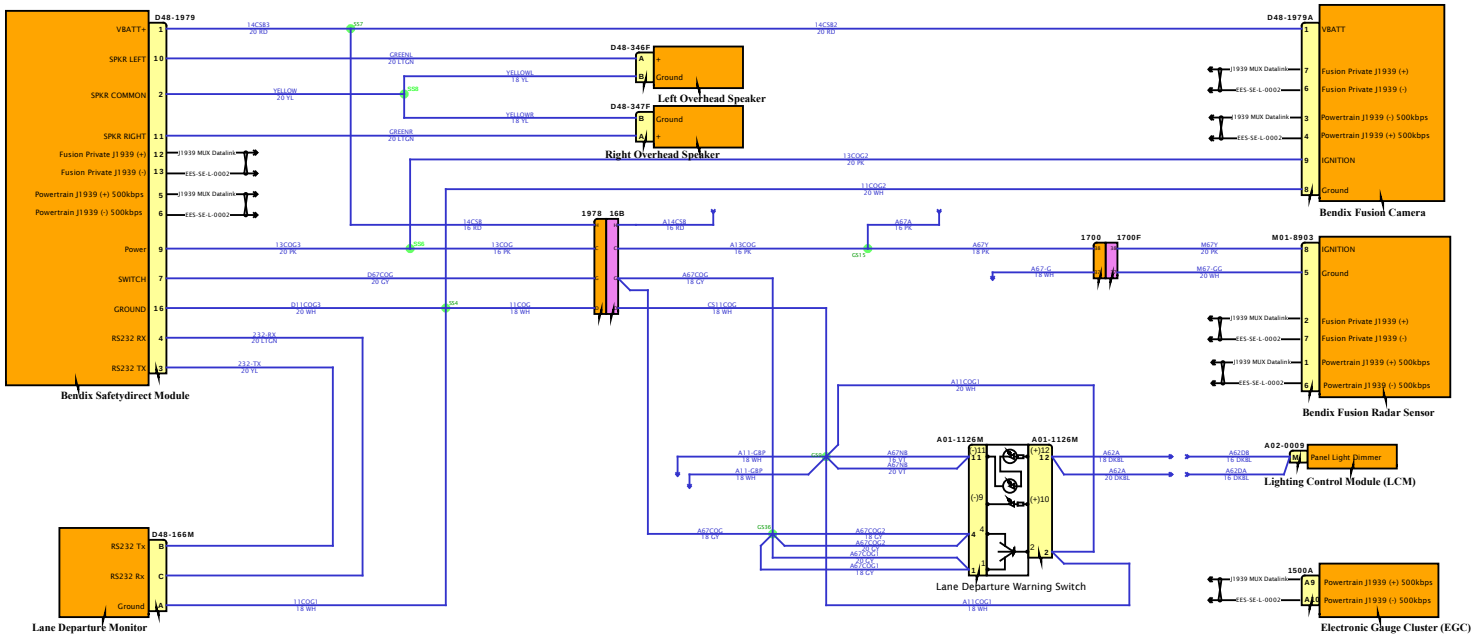

DESIGN DESCRIPTION

FEATURE CODES

SOFTWARE FEATURE CODES

Diagram1

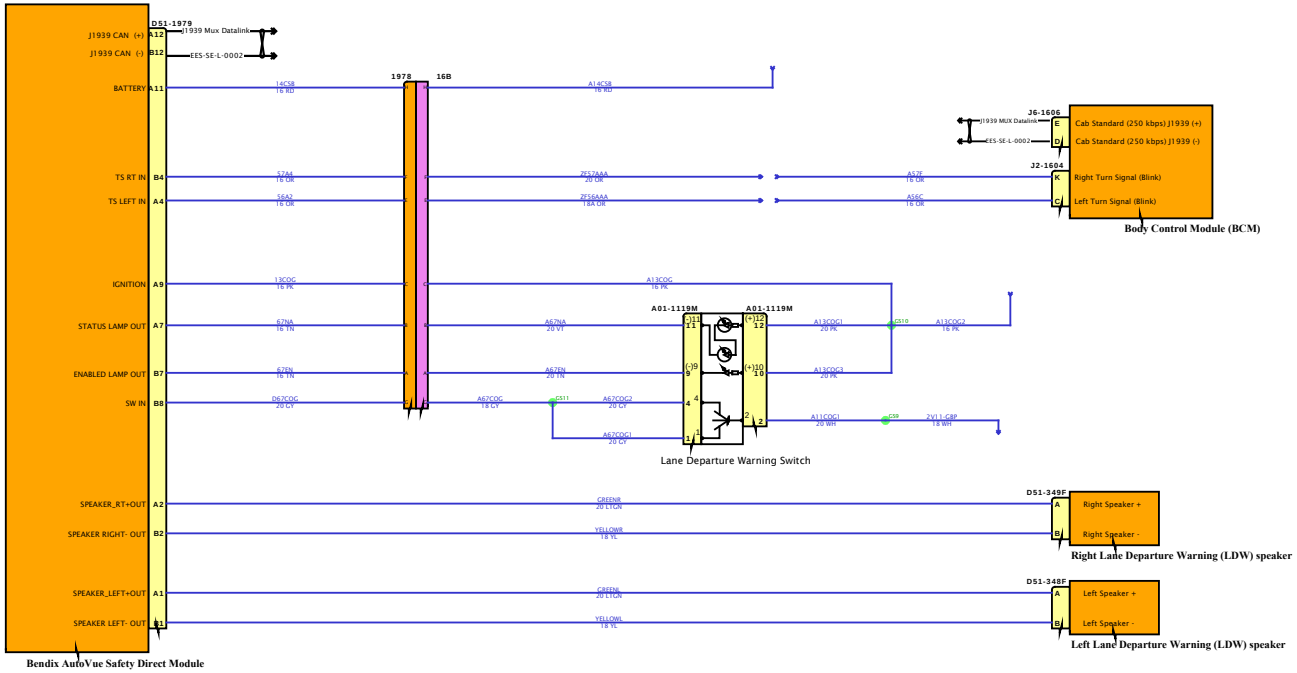

DESIGN DESCRIPTION

FEATURE CODES

SOFTWARE FEATURE CODES

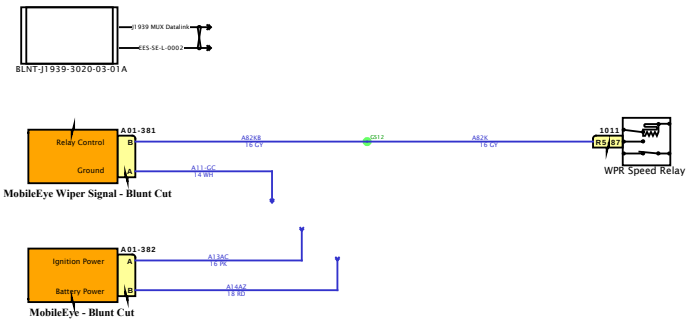

DESIGN DESCRIPTION

FEATURE CODES

SOFTWARE FEATURE CODES

Diagram1

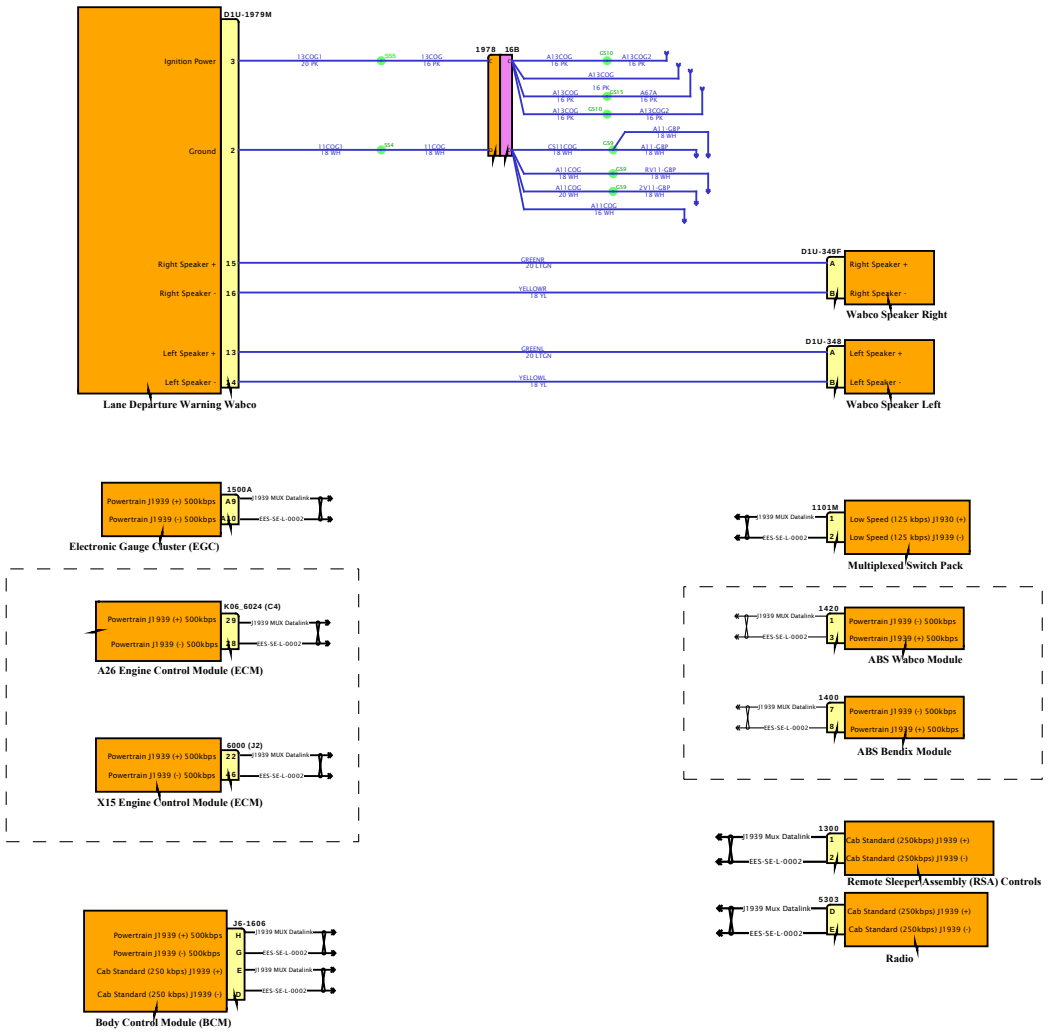

DESIGN DESCRIPTION

FEATURE CODES

SOFTWARE FEATURE CODES

DESIGN DESCRIPTION

FEATURE CODES

SOFTWARE FEATURE CODES

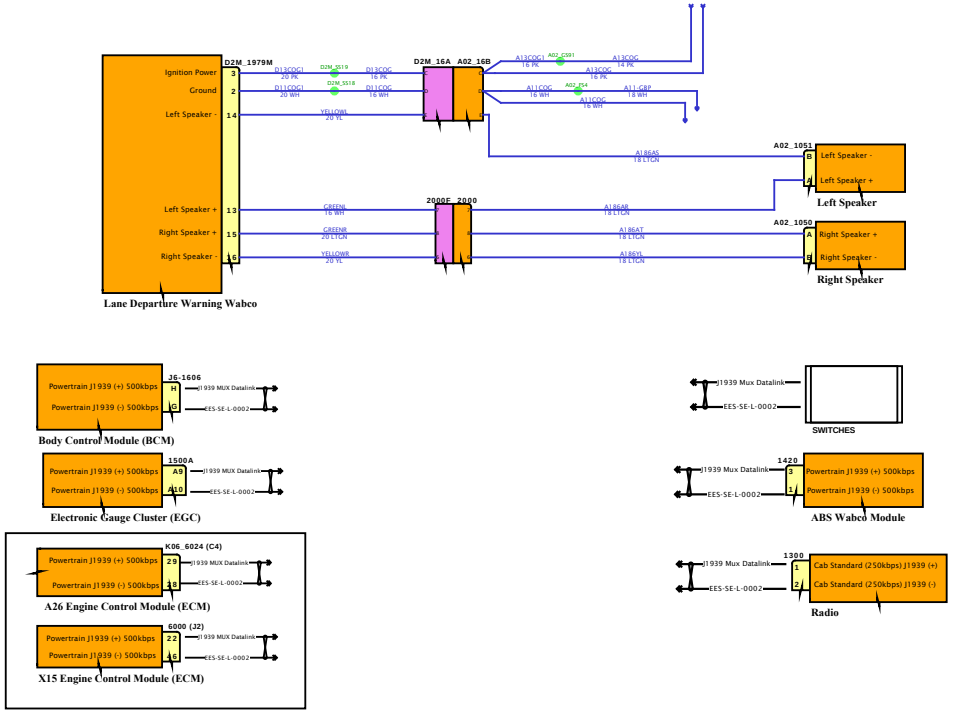

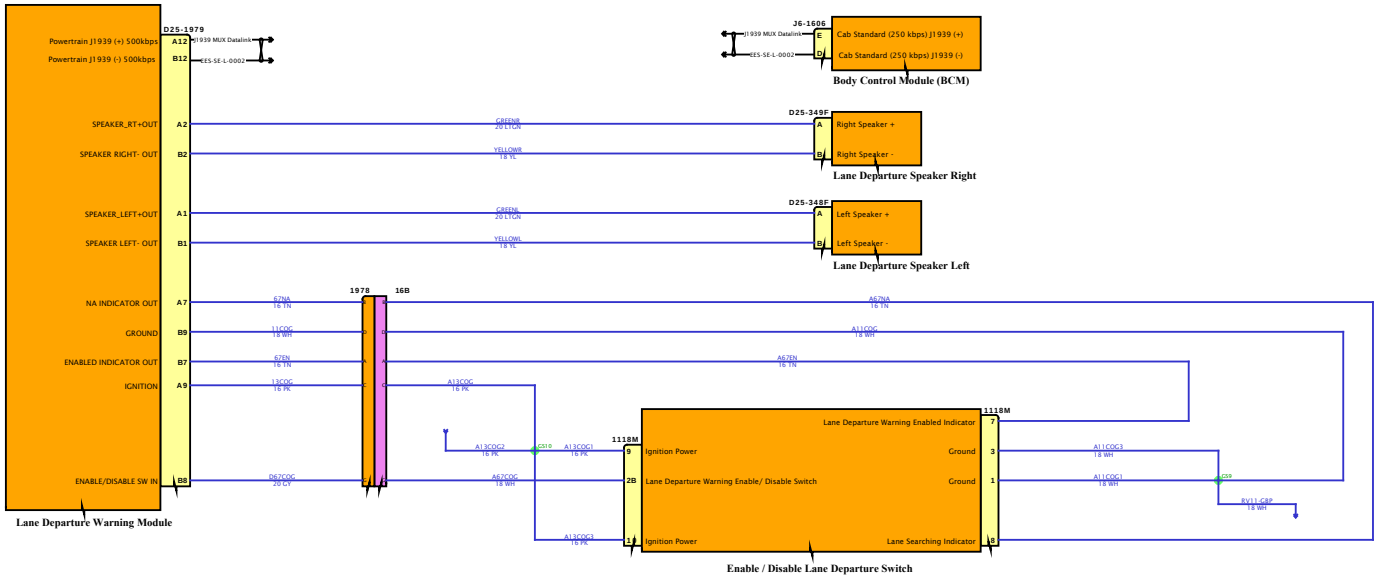

DESIGN DESCRIPTION

FEATURE CODES

SOFTWARE FEATURE CODES

Diagram1

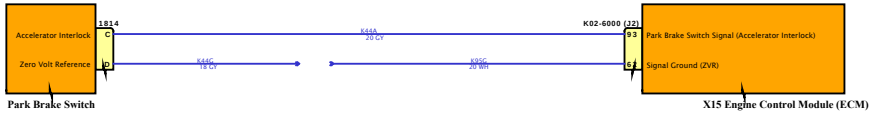

DESIGN DESCRIPTION

FEATURE CODES

SOFTWARE FEATURE CODES

Diagram1

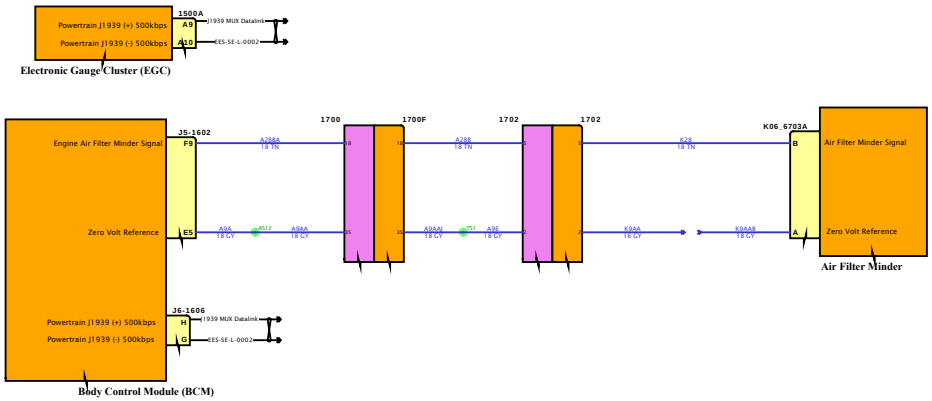

DESIGN DESCRIPTION

FEATURE CODES

SOFTWARE FEATURE CODES

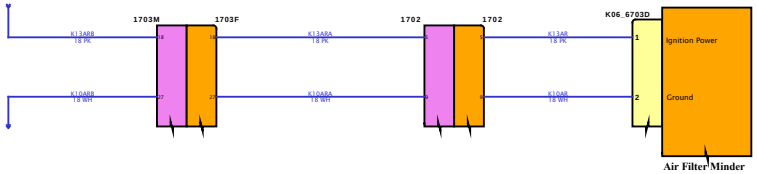

DESIGN DESCRIPTION

FEATURE CODES

SOFTWARE FEATURE CODES

DESIGN DESCRIPTION

FEATURE CODES

SOFTWARE FEATURE CODES

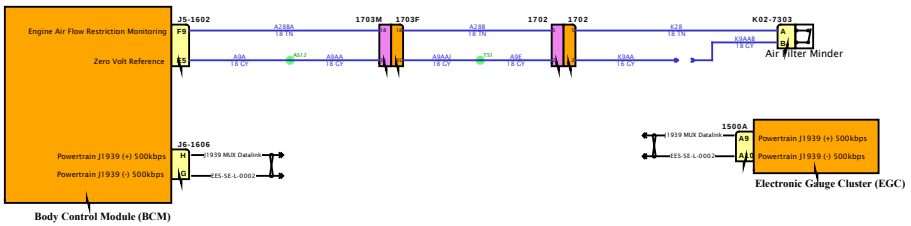

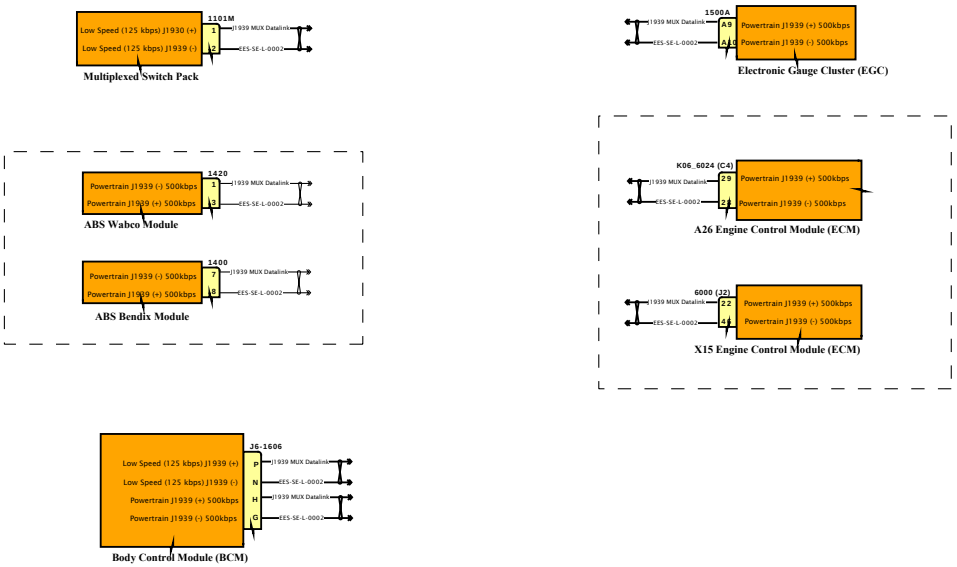

DESIGN DESCRIPTION

FEATURE CODES

SOFTWARE FEATURE CODES

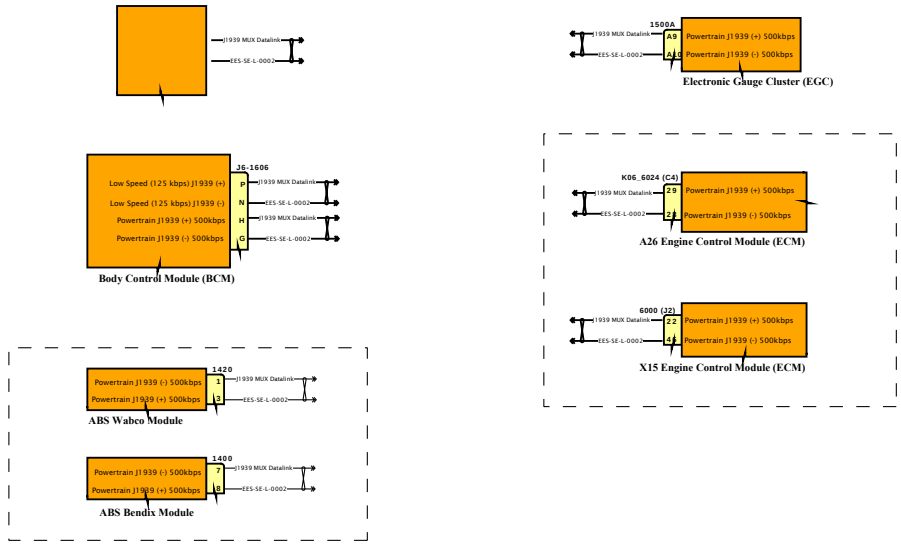

DESIGN DESCRIPTION

FEATURE CODES

SOFTWARE FEATURE CODES

Diagram1

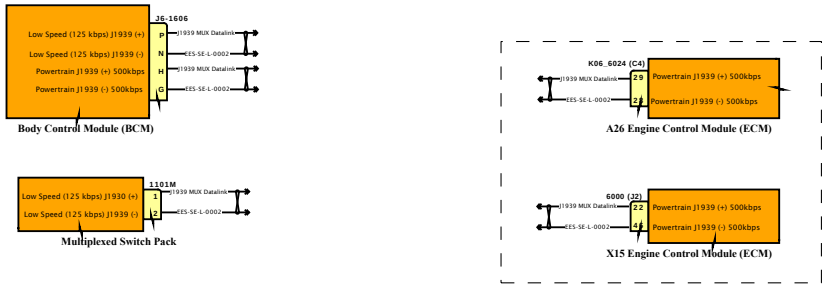

DESIGN DESCRIPTION

FEATURE CODES

SOFTWARE FEATURE CODES

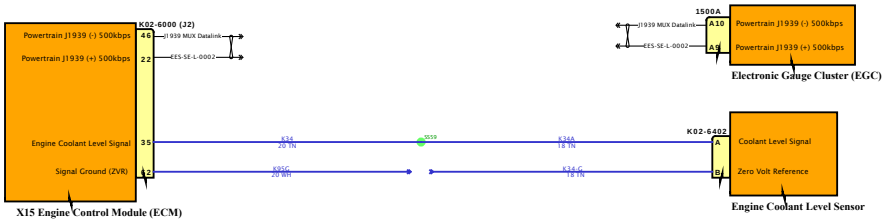

DESIGN DESCRIPTION

FEATURE CODES

SOFTWARE FEATURE CODES

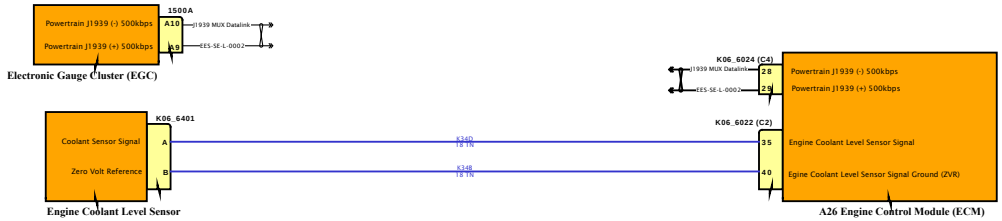

DESIGN DESCRIPTION

FEATURE CODES

SOFTWARE FEATURE CODES

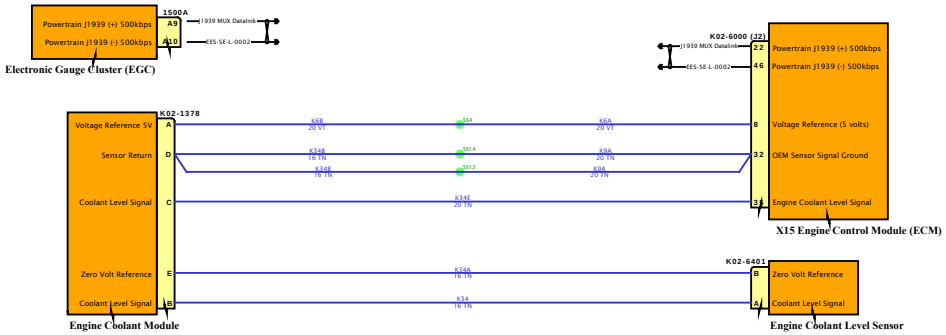

DESIGN DESCRIPTION

FEATURE CODES

SOFTWARE FEATURE CODES

Diagram1

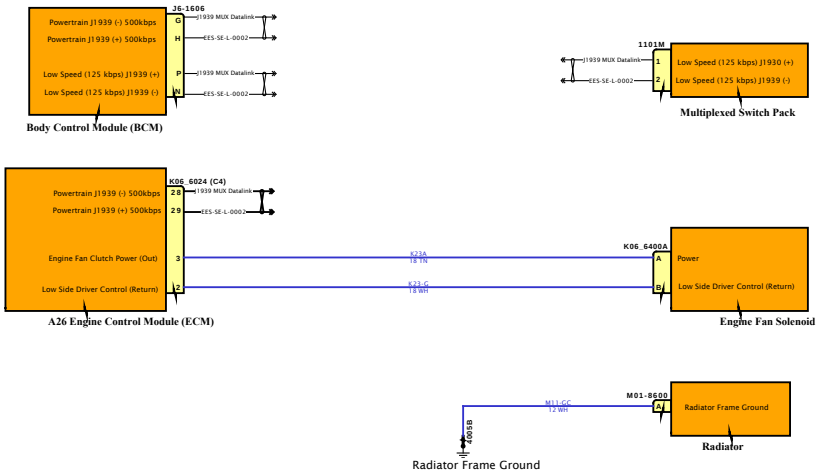

DESIGN DESCRIPTION

FEATURE CODES

SOFTWARE FEATURE CODES

Diagram1

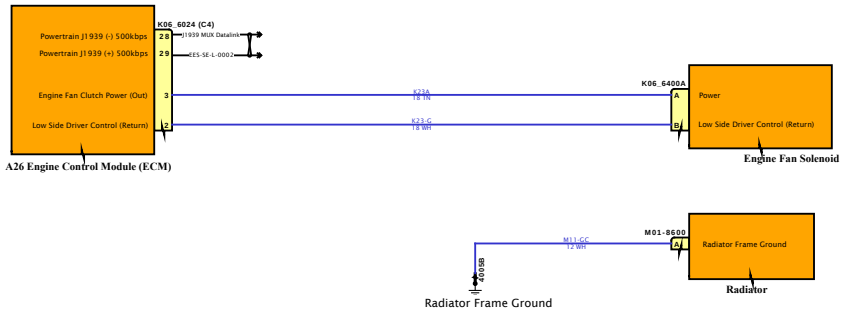

DESIGN DESCRIPTION

FEATURE CODES

SOFTWARE FEATURE CODES

DESIGN DESCRIPTION

FEATURE CODES

SOFTWARE FEATURE CODES

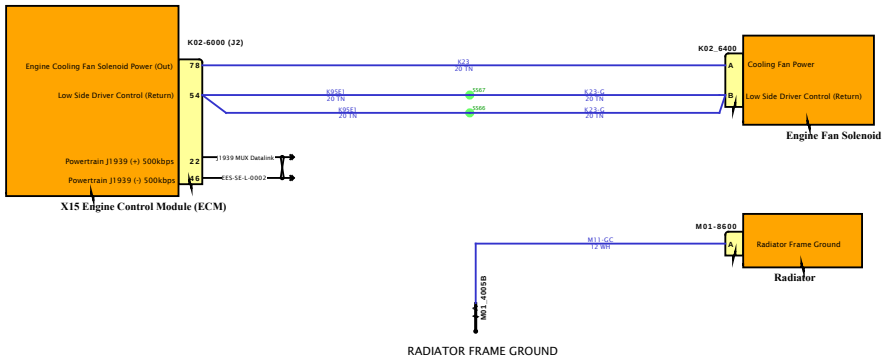

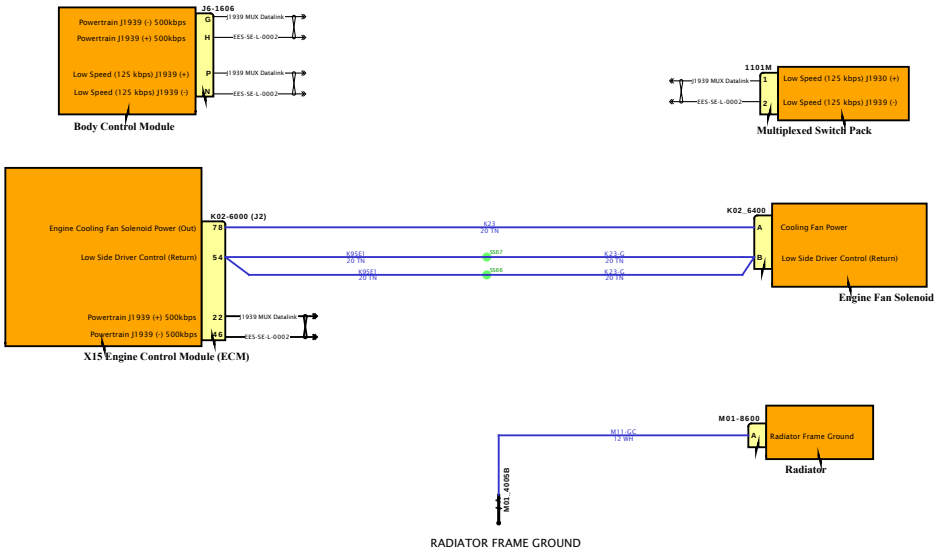

DESIGN DESCRIPTION

FEATURE CODES

SOFTWARE FEATURE CODES

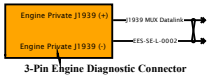

DESIGN DESCRIPTION

FEATURE CODES

SOFTWARE FEATURE CODES

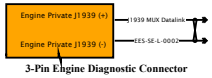

3-Pin Engine Diagnostic Connector

DESIGN DESCRIPTION

FEATURE CODES

SOFTWARE FEATURE CODES

DESIGN DESCRIPTION

FEATURE CODES

SOFTWARE FEATURE CODES

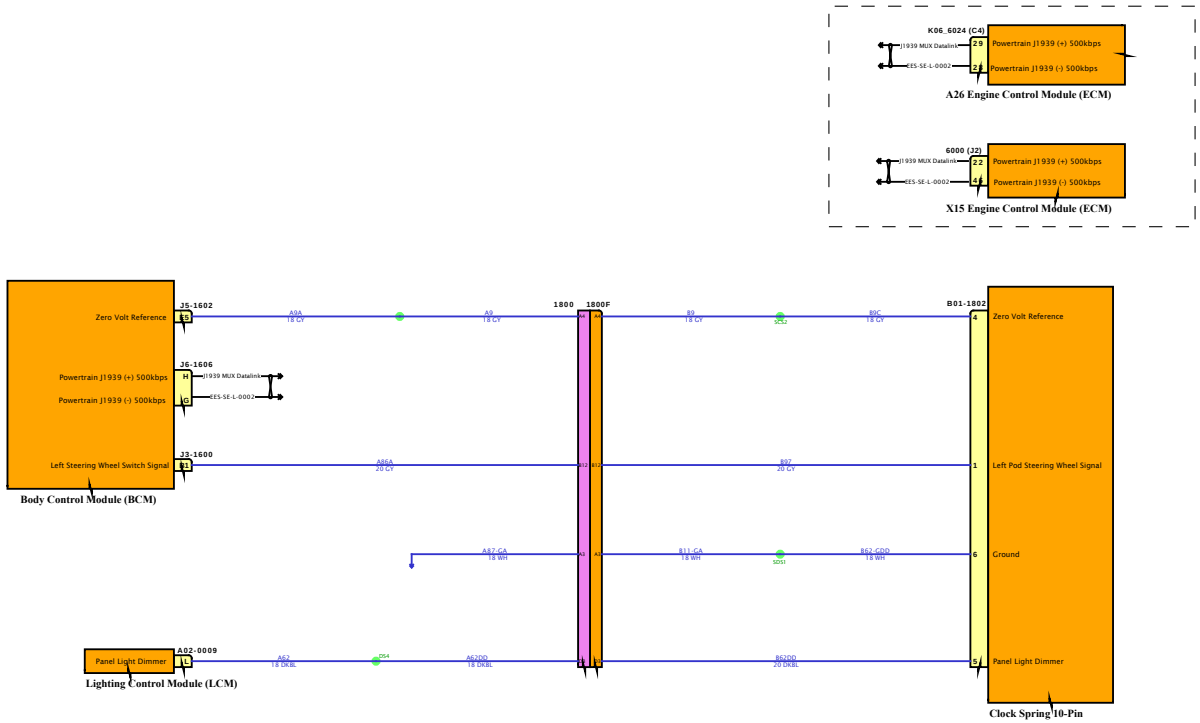

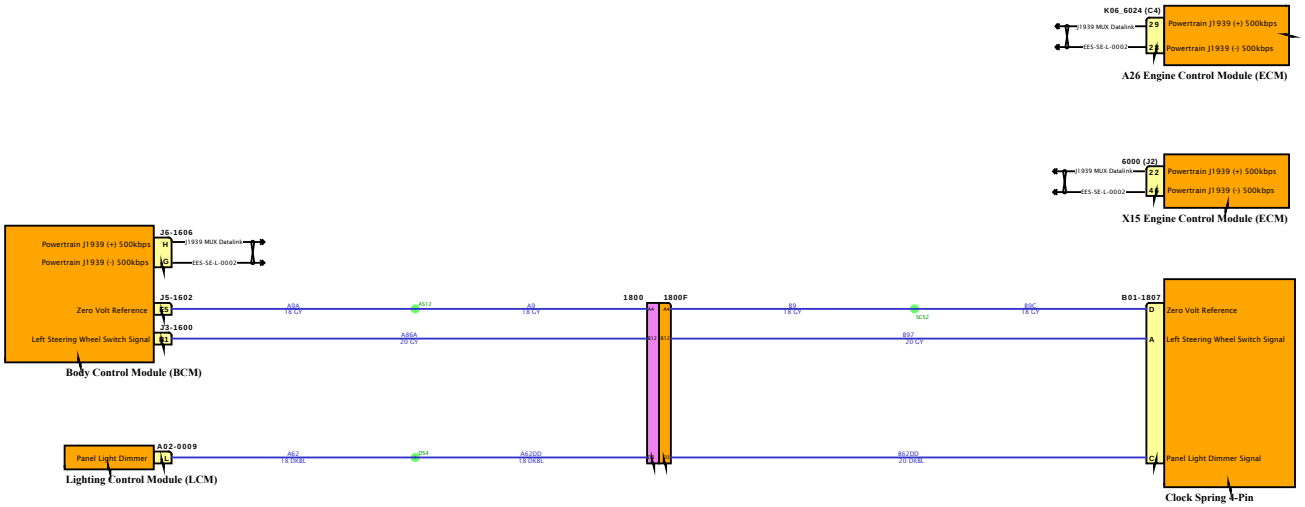

DESIGN DESCRIPTION

FEATURE CODES

SOFTWARE FEATURE CODES

DESIGN DESCRIPTION

FEATURE CODES

SOFTWARE FEATURE CODES

DESIGN DESCRIPTION

FEATURE CODES

SOFTWARE FEATURE CODES

DESIGN DESCRIPTION

FEATURE CODES

SOFTWARE FEATURE CODES

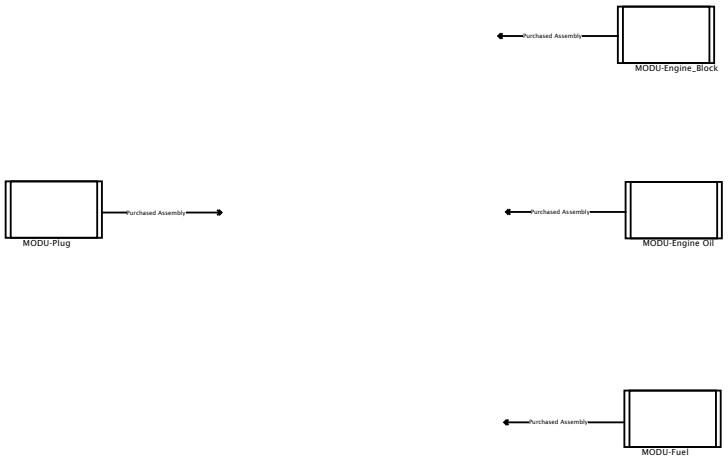

DESIGN DESCRIPTION

FEATURE CODES

SOFTWARE FEATURE CODES

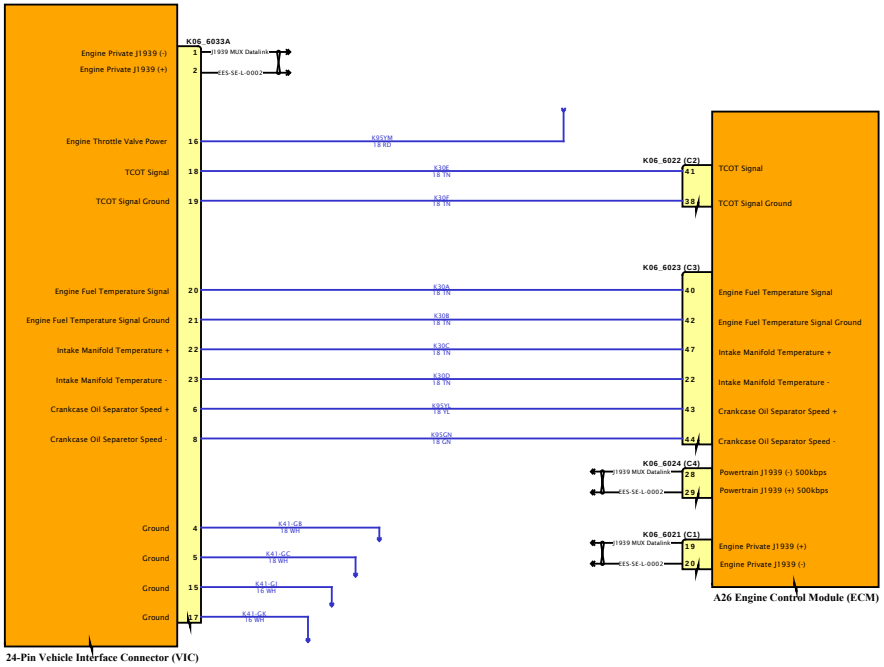

DESIGN DESCRIPTION

FEATURE CODES

SOFTWARE FEATURE CODES

Diagram2

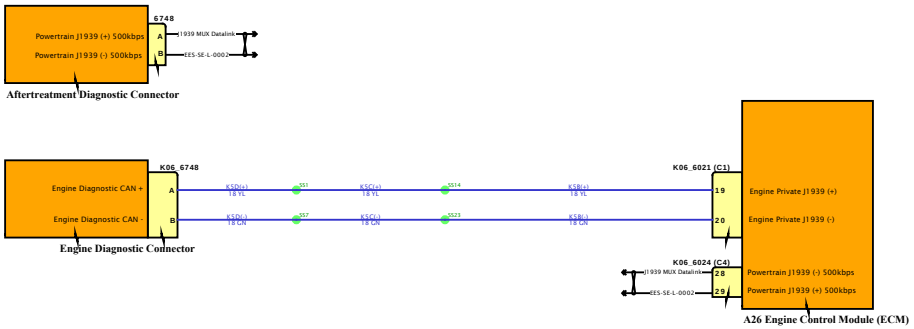

DESIGN DESCRIPTION

FEATURE CODES

SOFTWARE FEATURE CODES

DESIGN DESCRIPTION

FEATURE CODES

SOFTWARE FEATURE CODES

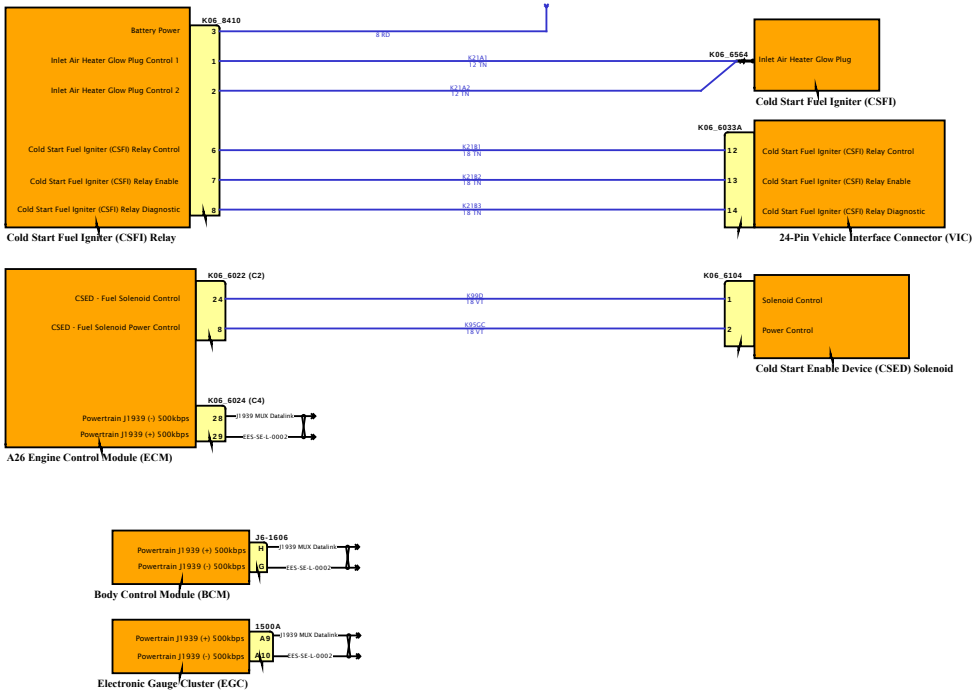



DESIGN DESCRIPTION

FEATURE CODES

SOFTWARE FEATURE CODES

Diagram1

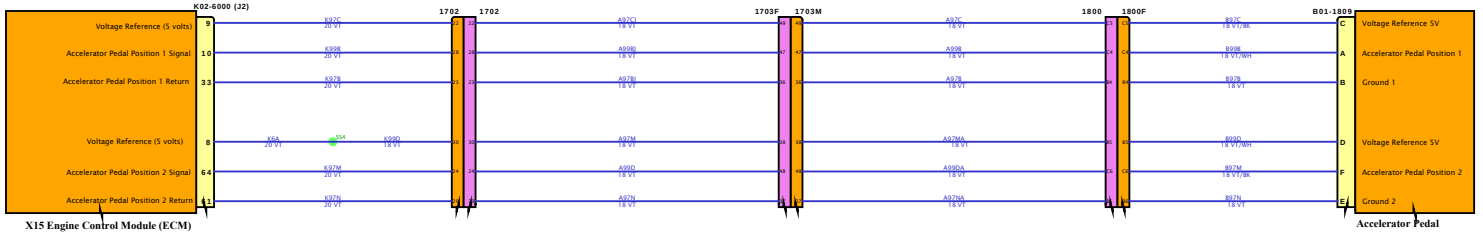

DESIGN DESCRIPTION

FEATURE CODES

SOFTWARE FEATURE CODES

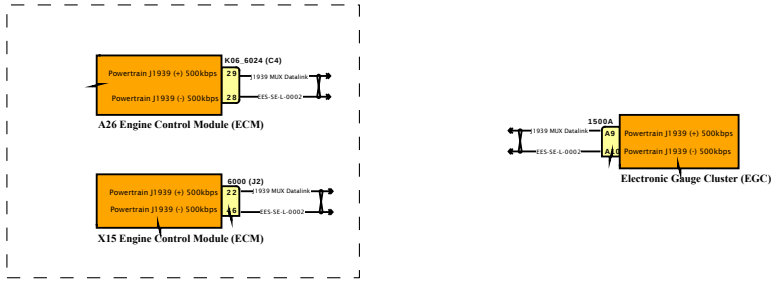

DESIGN DESCRIPTION

FEATURE CODES

SOFTWARE FEATURE CODES

Diagram1

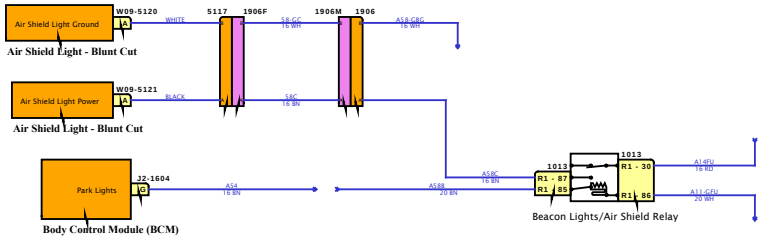

DESIGN DESCRIPTION

FEATURE CODES

SOFTWARE FEATURE CODES

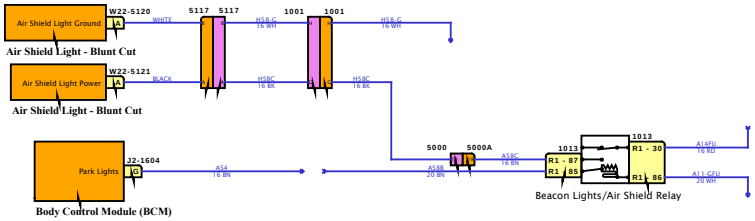

DESIGN DESCRIPTION

FEATURE CODES

SOFTWARE FEATURE CODES

Diagram1

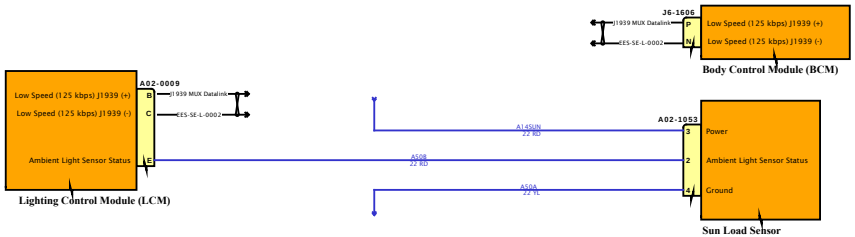

DESIGN DESCRIPTION

FEATURE CODES

SOFTWARE FEATURE CODES

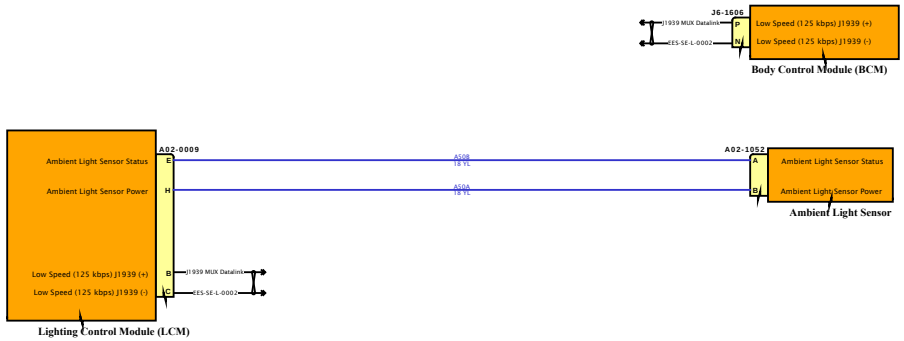

DESIGN DESCRIPTION

FEATURE CODES

SOFTWARE FEATURE CODES

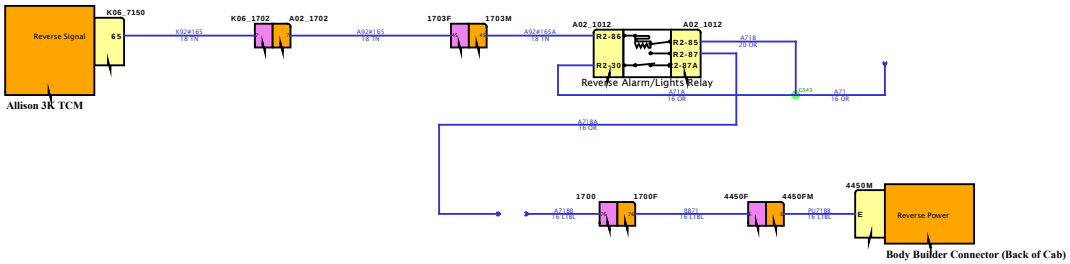

DESIGN DESCRIPTION

FEATURE CODES

SOFTWARE FEATURE CODES

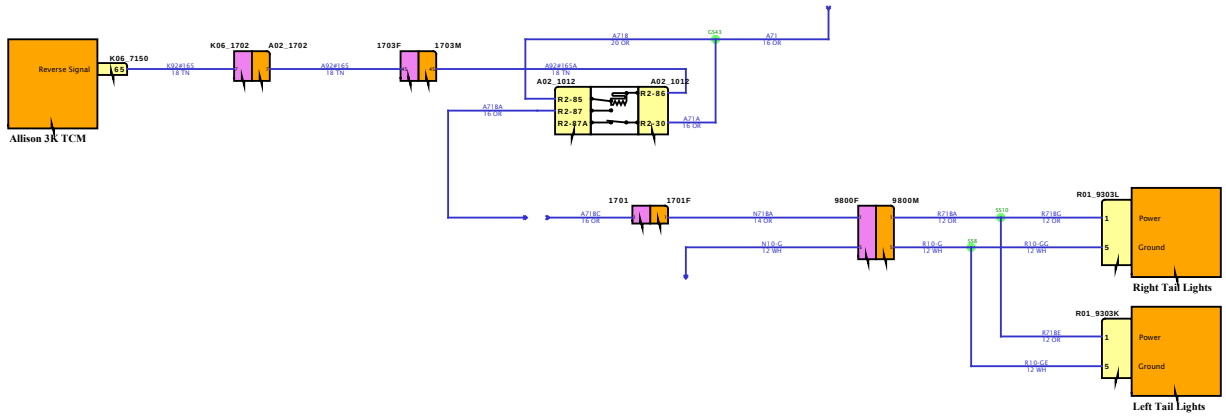

DESIGN DESCRIPTION

FEATURE CODES

SOFTWARE FEATURE CODES

Diagram2

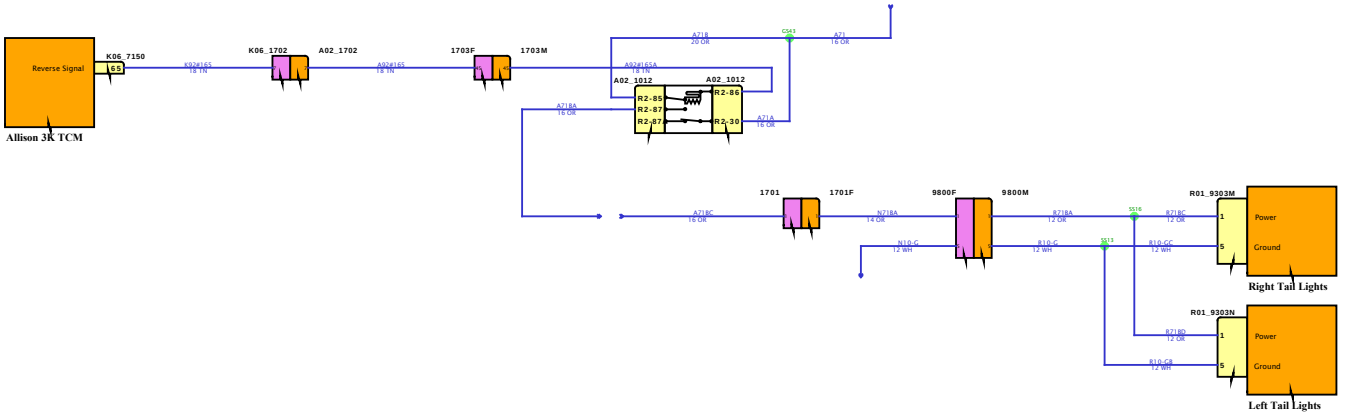

DESIGN DESCRIPTION

FEATURE CODES

SOFTWARE FEATURE CODES

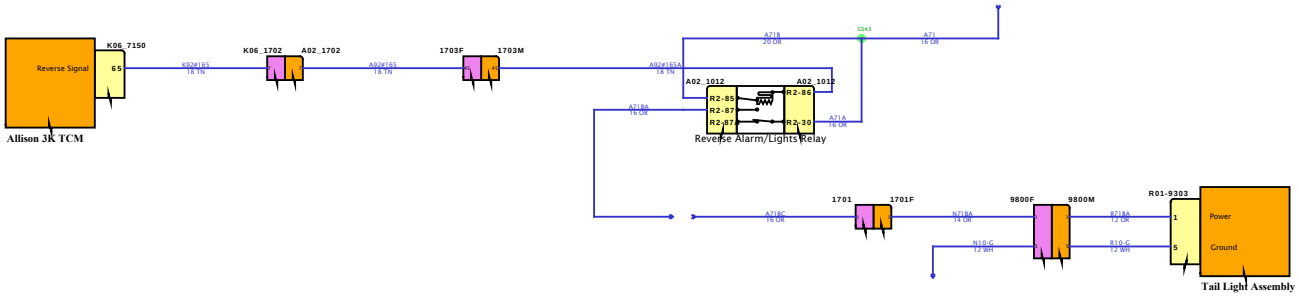

DESIGN DESCRIPTION

FEATURE CODES

SOFTWARE FEATURE CODES

Diagram1

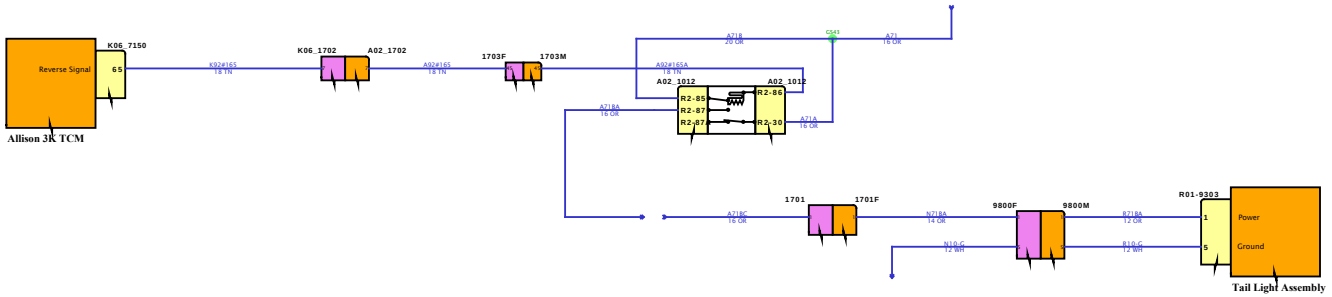

DESIGN DESCRIPTION

FEATURE CODES

SOFTWARE FEATURE CODES

Diagram1

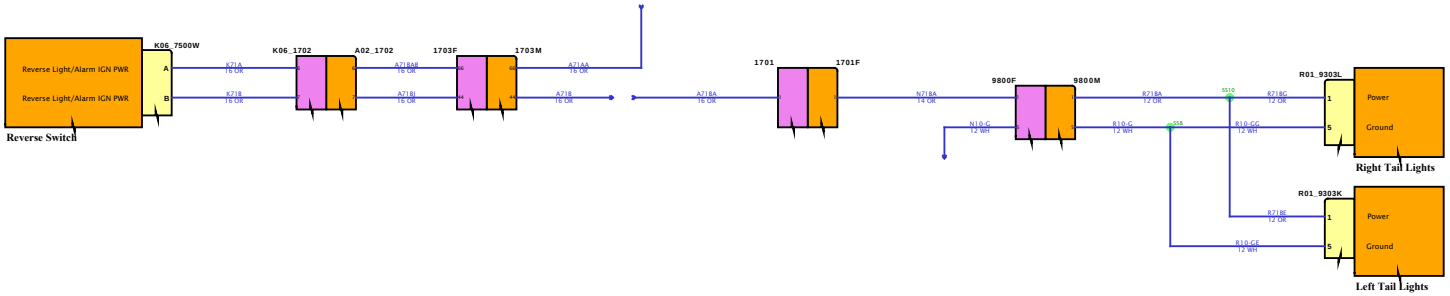

DESIGN DESCRIPTION

FEATURE CODES

SOFTWARE FEATURE CODES

Diagram2

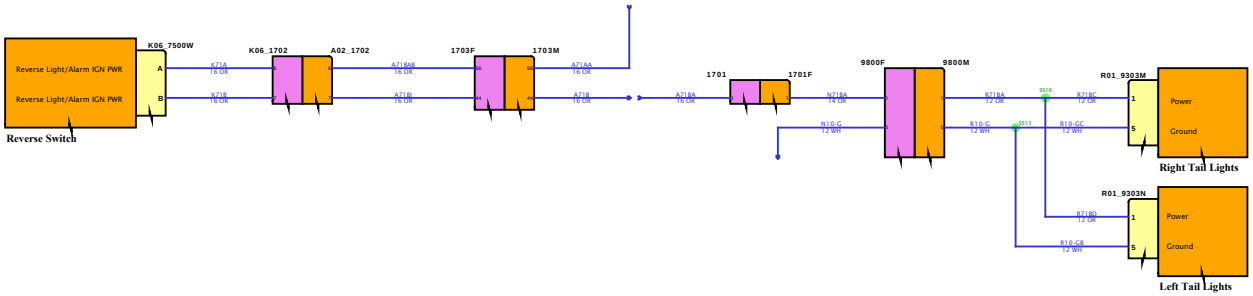

DESIGN DESCRIPTION

FEATURE CODES

SOFTWARE FEATURE CODES

Diagram1

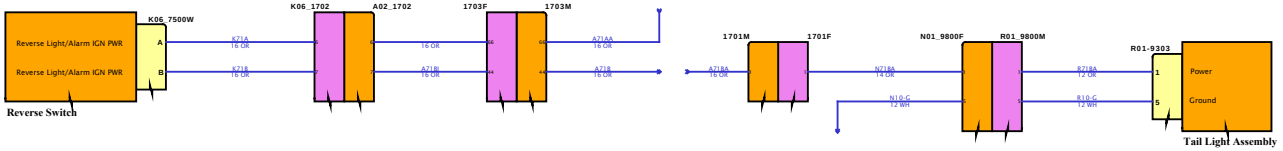

DESIGN DESCRIPTION

FEATURE CODES

SOFTWARE FEATURE CODES

Diagram1 - 4x2

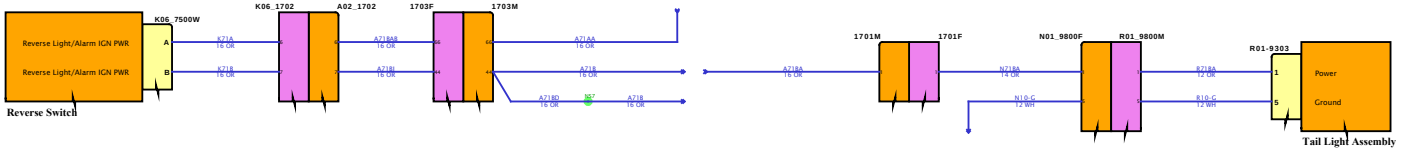

DESIGN DESCRIPTION

FEATURE CODES

SOFTWARE FEATURE CODES

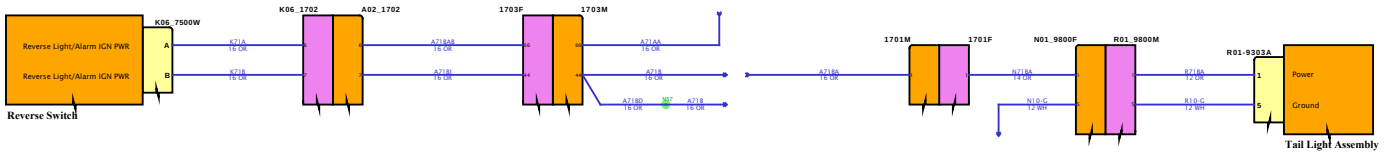

DESIGN DESCRIPTION

FEATURE CODES

SOFTWARE FEATURE CODES

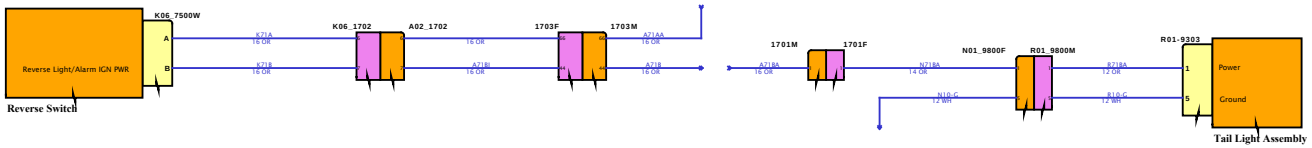

DESIGN DESCRIPTION

FEATURE CODES

SOFTWARE FEATURE CODES

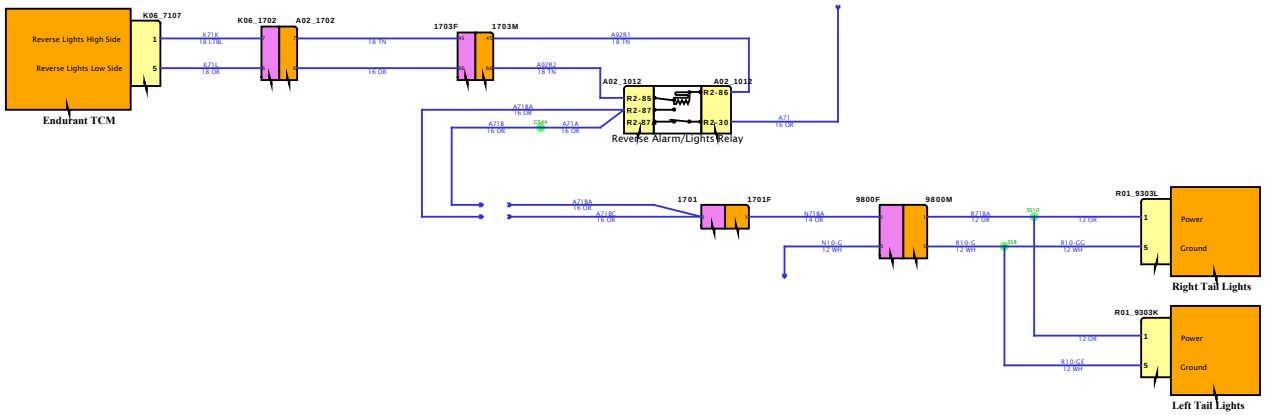

DESIGN DESCRIPTION

FEATURE CODES

SOFTWARE FEATURE CODES

Diagram2

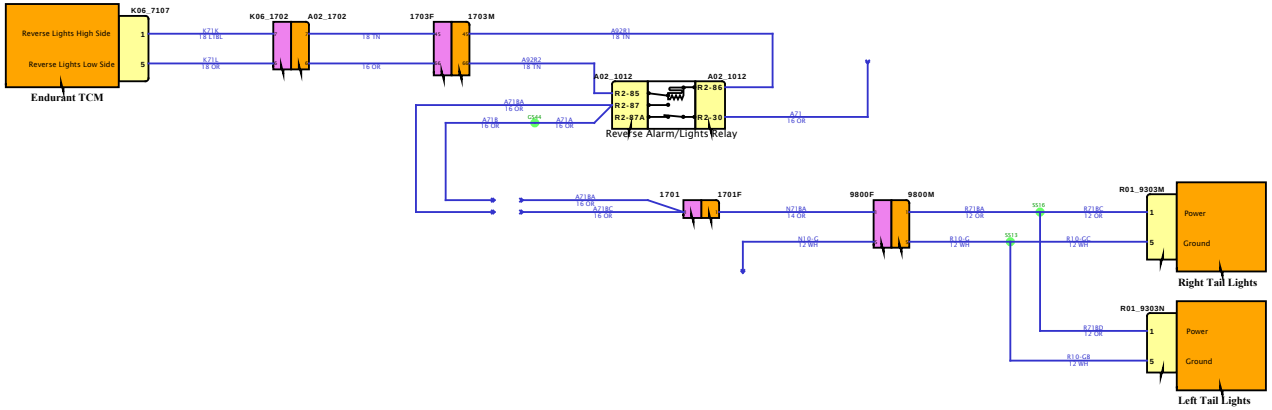

DESIGN DESCRIPTION

FEATURE CODES

SOFTWARE FEATURE CODES

Diagram1

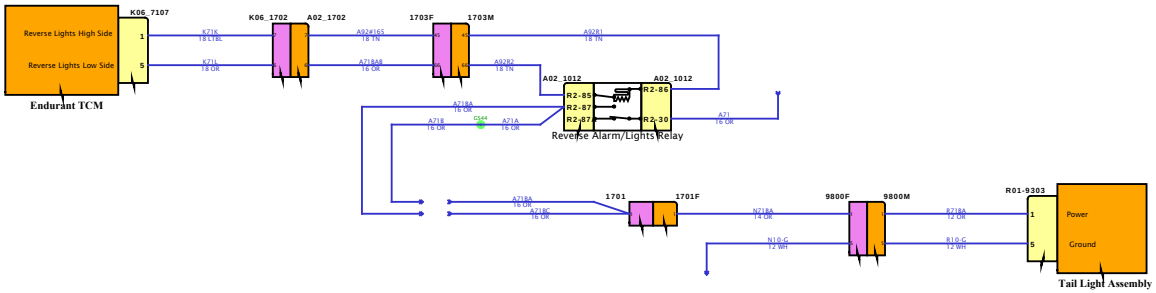

DESIGN DESCRIPTION

FEATURE CODES

SOFTWARE FEATURE CODES

Diagram1

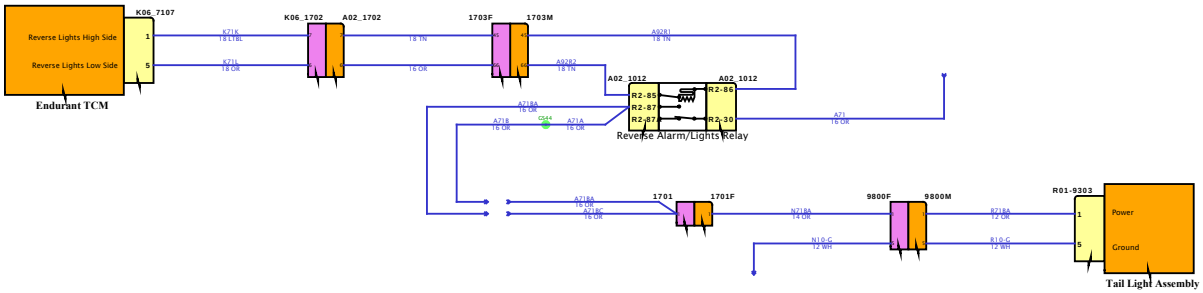

DESIGN DESCRIPTION

FEATURE CODES

SOFTWARE FEATURE CODES

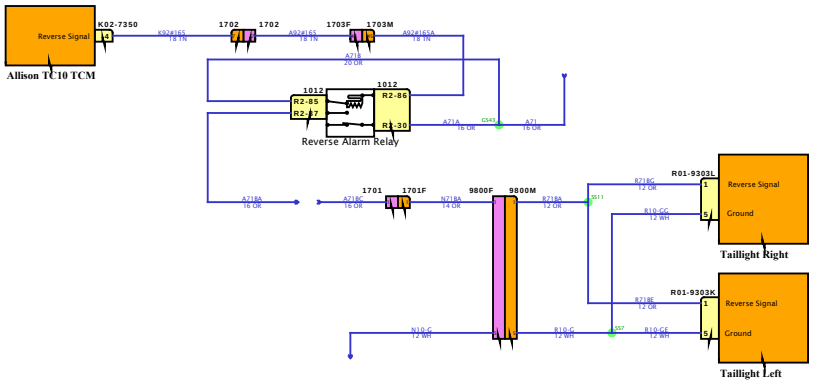

DESIGN DESCRIPTION

FEATURE CODES

SOFTWARE FEATURE CODES

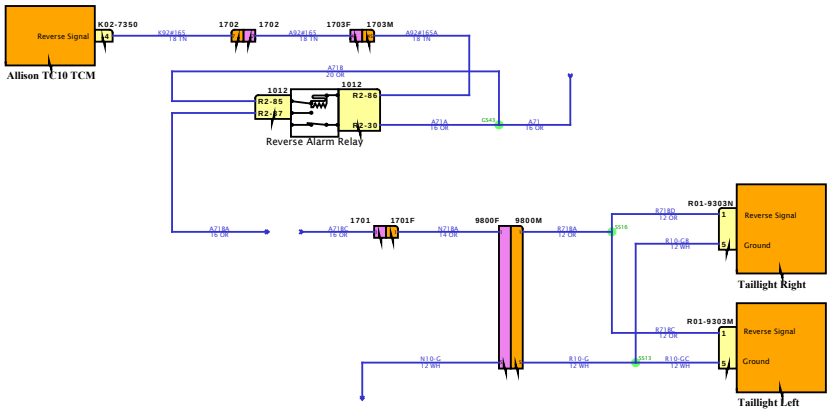

DESIGN DESCRIPTION

FEATURE CODES

SOFTWARE FEATURE CODES

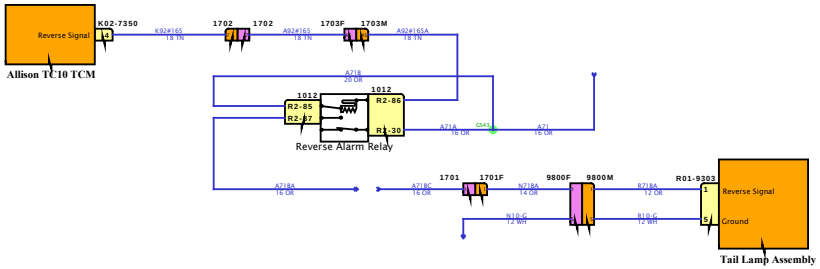

DESIGN DESCRIPTION

FEATURE CODES

SOFTWARE FEATURE CODES

Diagram2

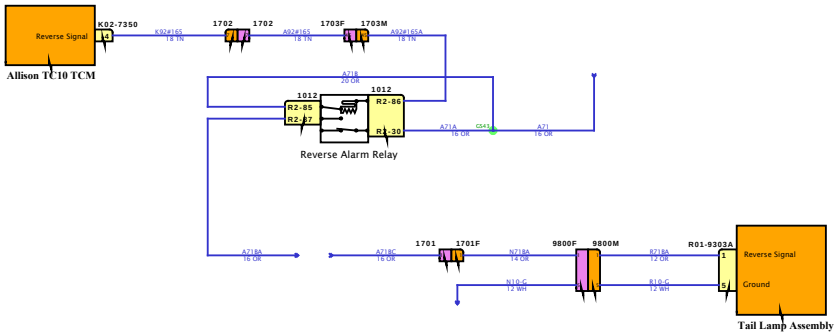

DESIGN DESCRIPTION

FEATURE CODES

SOFTWARE FEATURE CODES

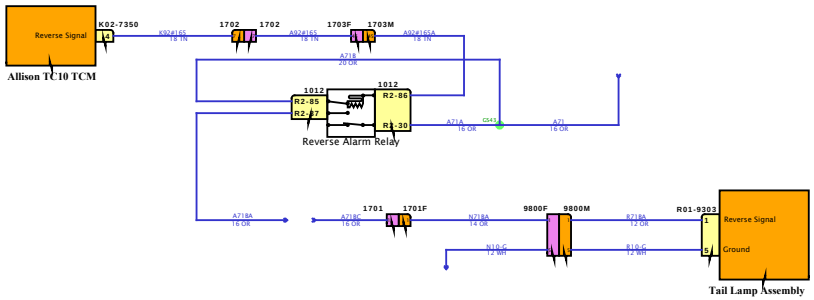

DESIGN DESCRIPTION

FEATURE CODES

SOFTWARE FEATURE CODES

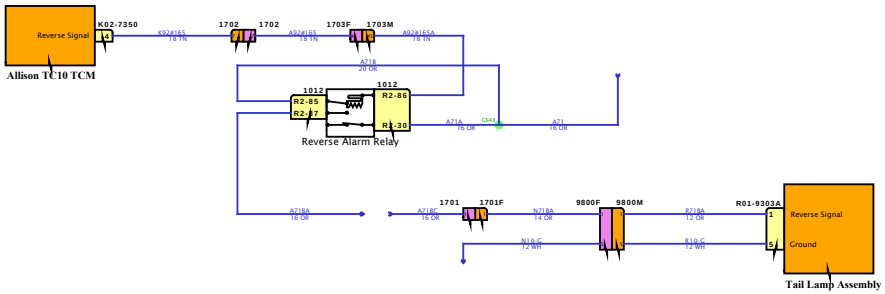

DESIGN DESCRIPTION

FEATURE CODES

SOFTWARE FEATURE CODES

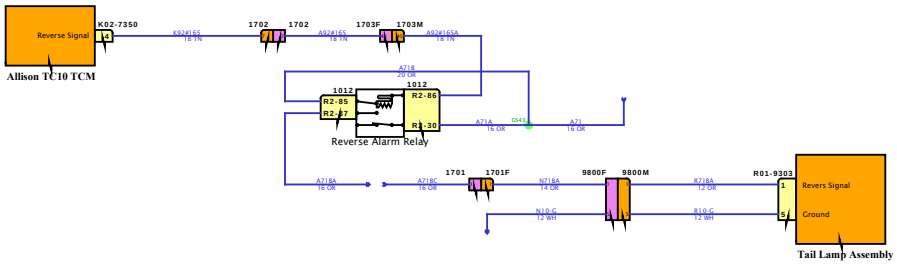

DESIGN DESCRIPTION

FEATURE CODES

SOFTWARE FEATURE CODES

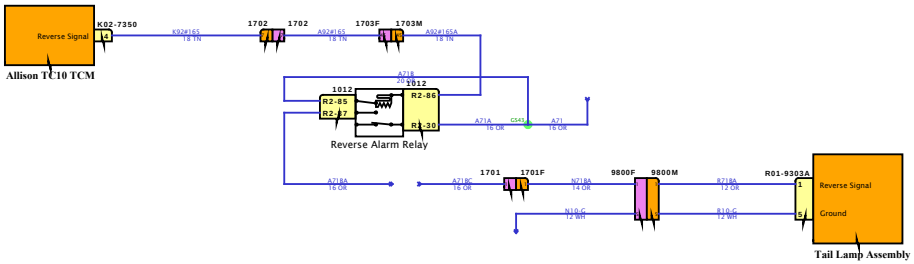

DESIGN DESCRIPTION

FEATURE CODES

SOFTWARE FEATURE CODES

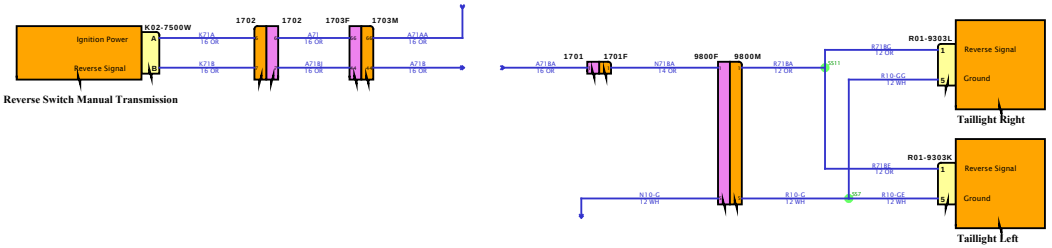

DESIGN DESCRIPTION

FEATURE CODES

SOFTWARE FEATURE CODES

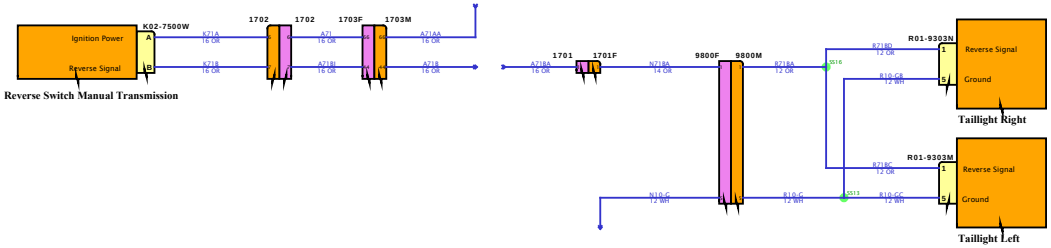

DESIGN DESCRIPTION

FEATURE CODES

SOFTWARE FEATURE CODES

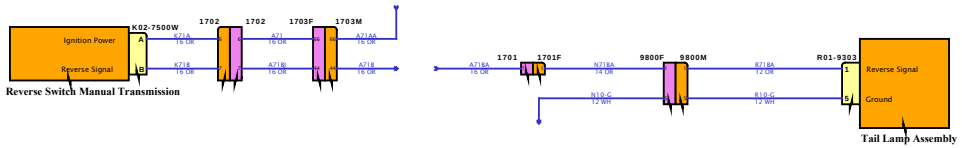

DESIGN DESCRIPTION

FEATURE CODES

SOFTWARE FEATURE CODES

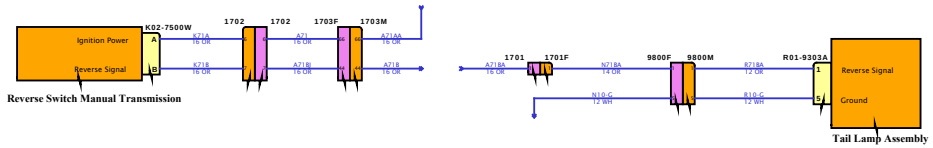

DESIGN DESCRIPTION

FEATURE CODES

SOFTWARE FEATURE CODES

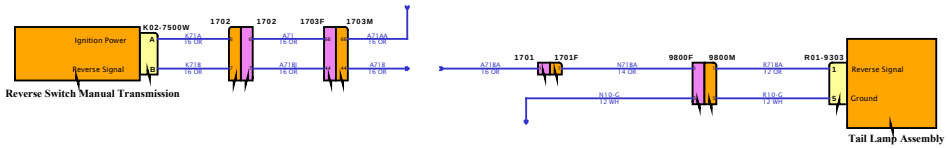

DESIGN DESCRIPTION

FEATURE CODES

SOFTWARE FEATURE CODES

Diagram2

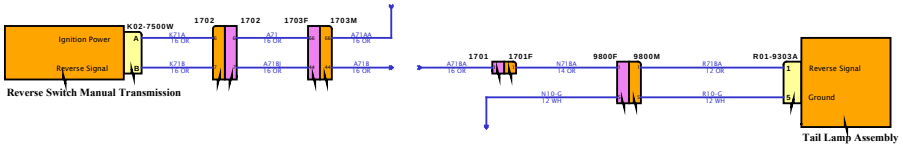

DESIGN DESCRIPTION

FEATURE CODES

SOFTWARE FEATURE CODES

Diagram1

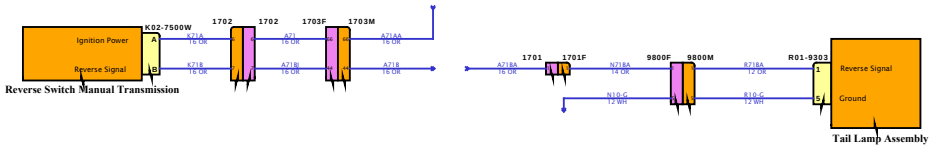

DESIGN DESCRIPTION

FEATURE CODES

SOFTWARE FEATURE CODES

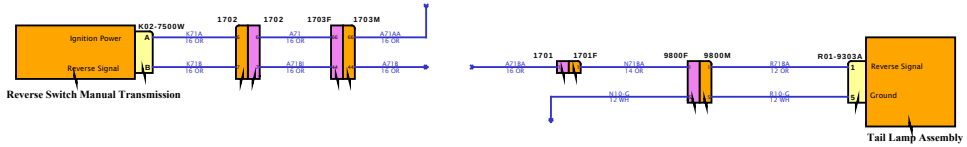

DESIGN DESCRIPTION

FEATURE CODES

SOFTWARE FEATURE CODES

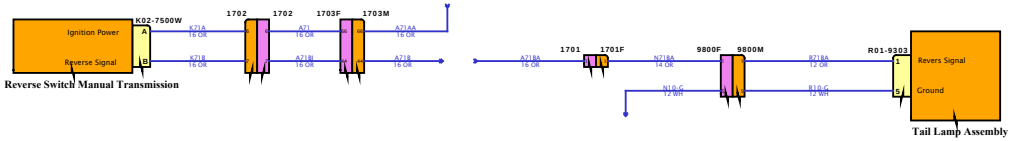

DESIGN DESCRIPTION

FEATURE CODES

SOFTWARE FEATURE CODES

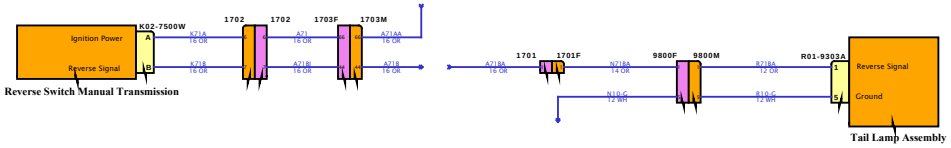

DESIGN DESCRIPTION

FEATURE CODES

SOFTWARE FEATURE CODES

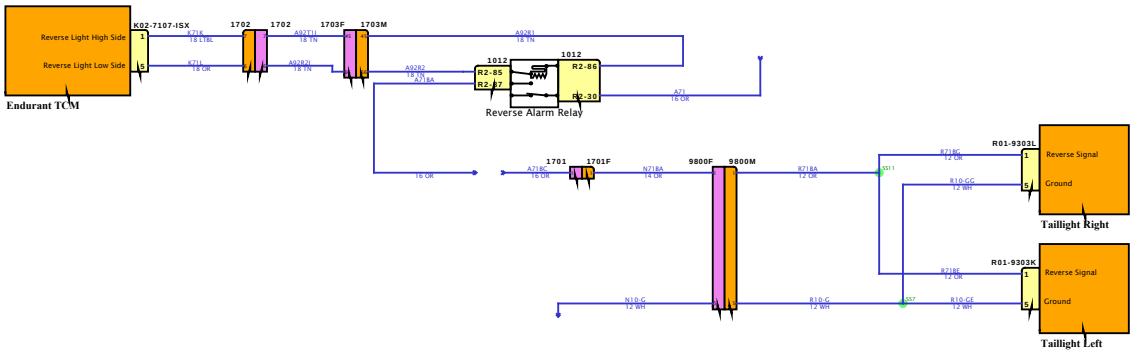

DESIGN DESCRIPTION

FEATURE CODES

SOFTWARE FEATURE CODES

Diagram2

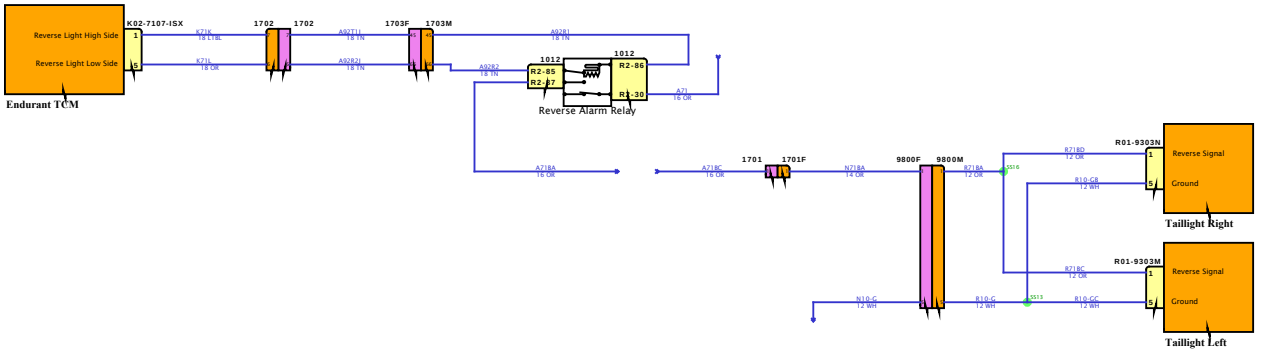

DESIGN DESCRIPTION

FEATURE CODES

SOFTWARE FEATURE CODES

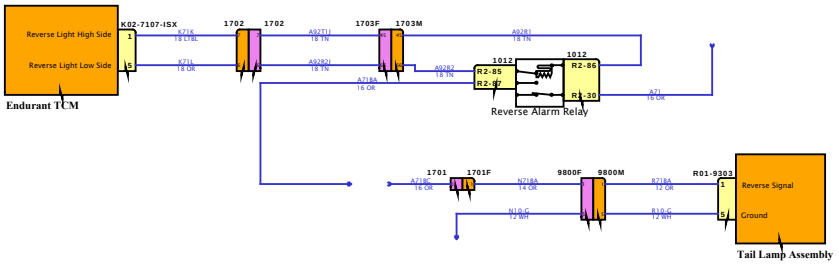

DESIGN DESCRIPTION

FEATURE CODES

SOFTWARE FEATURE CODES

Diagram2

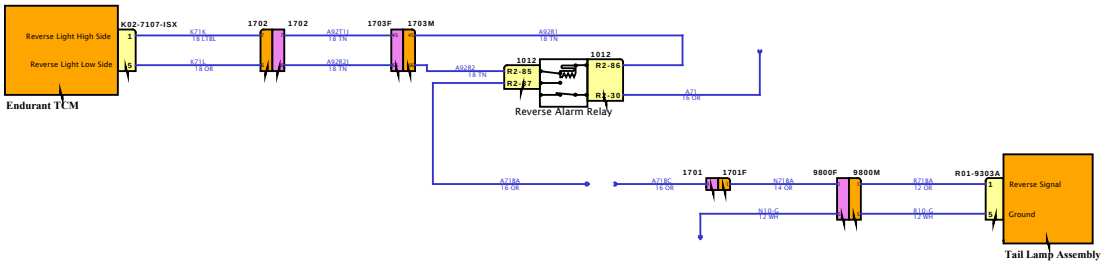

DESIGN DESCRIPTION

FEATURE CODES

SOFTWARE FEATURE CODES

Diagram1

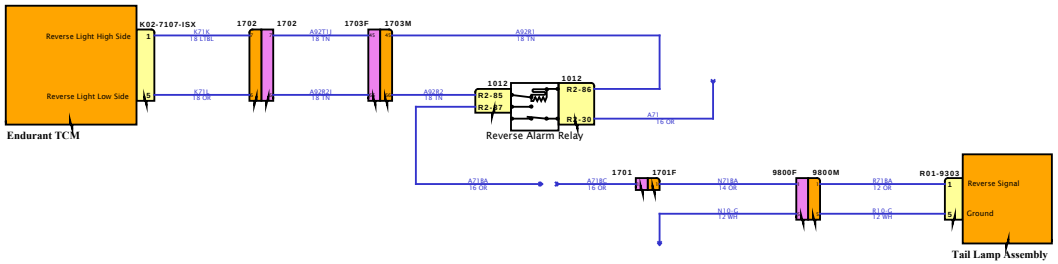

DESIGN DESCRIPTION

FEATURE CODES

SOFTWARE FEATURE CODES

Diagram2

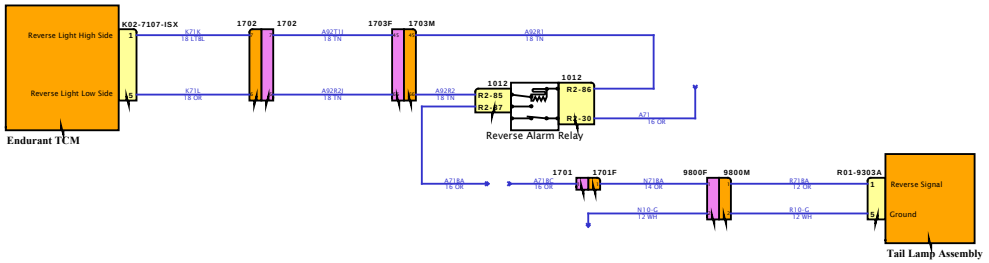

DESIGN DESCRIPTION

FEATURE CODES

SOFTWARE FEATURE CODES

Diagram1

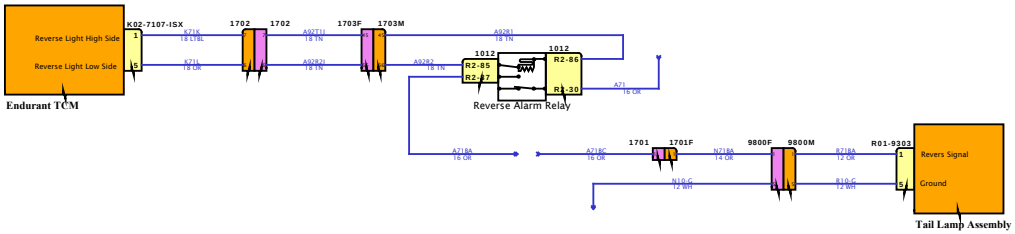

DESIGN DESCRIPTION

FEATURE CODES

SOFTWARE FEATURE CODES

Diagram2

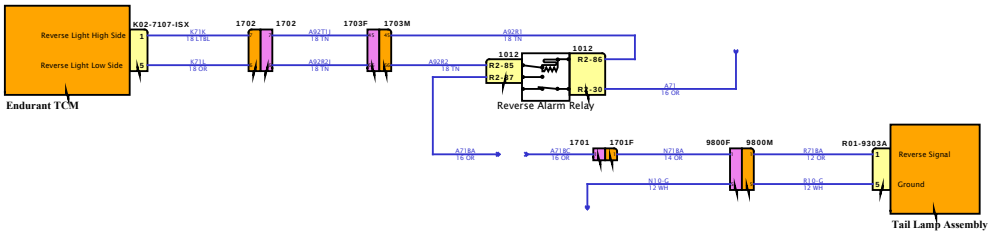

DESIGN DESCRIPTION

FEATURE CODES

SOFTWARE FEATURE CODES

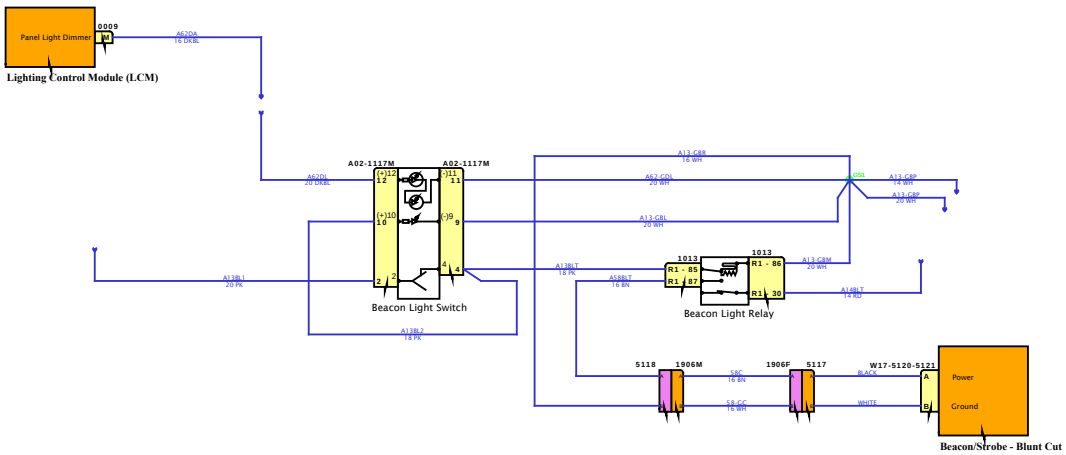

DESIGN DESCRIPTION

FEATURE CODES

SOFTWARE FEATURE CODES

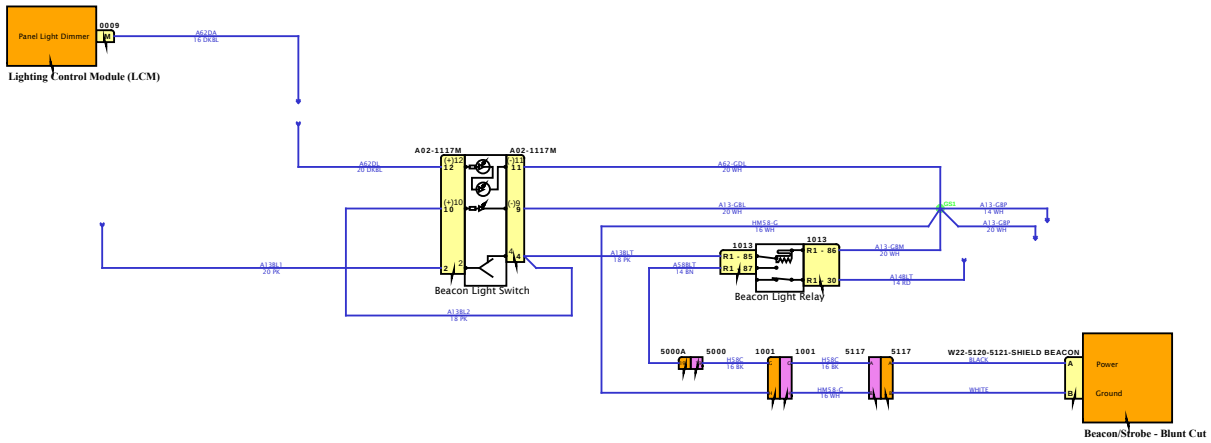

DESIGN DESCRIPTION

FEATURE CODES

SOFTWARE FEATURE CODES

Diagram1

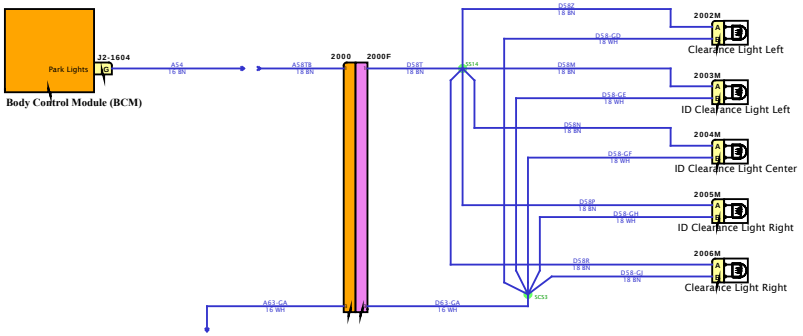

DESIGN DESCRIPTION

FEATURE CODES

SOFTWARE FEATURE CODES

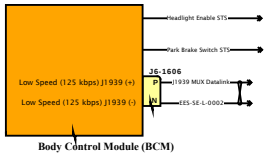

DESIGN DESCRIPTION

FEATURE CODES

SOFTWARE FEATURE CODES

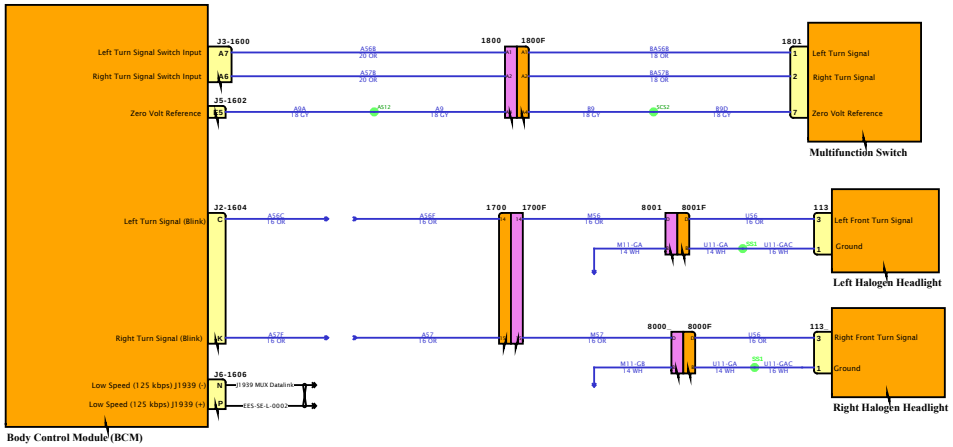

DESIGN DESCRIPTION

FEATURE CODES

SOFTWARE FEATURE CODES

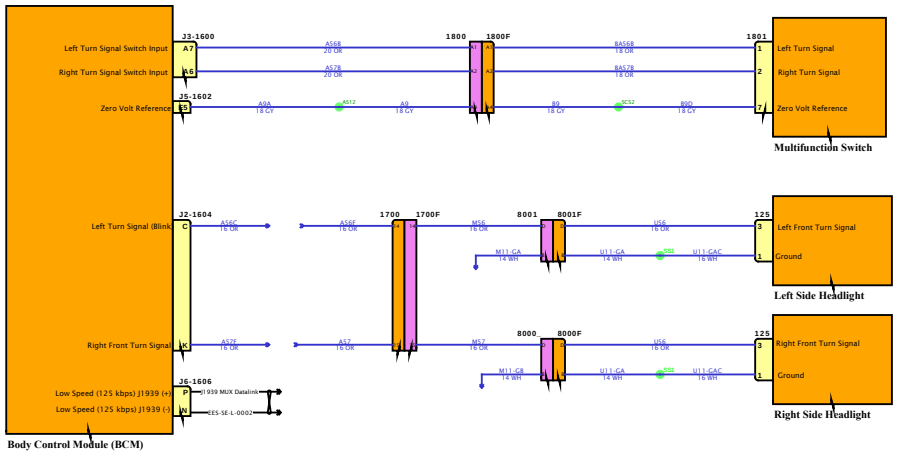

DESIGN DESCRIPTION

FEATURE CODES

SOFTWARE FEATURE CODES

DESIGN DESCRIPTION

FEATURE CODES

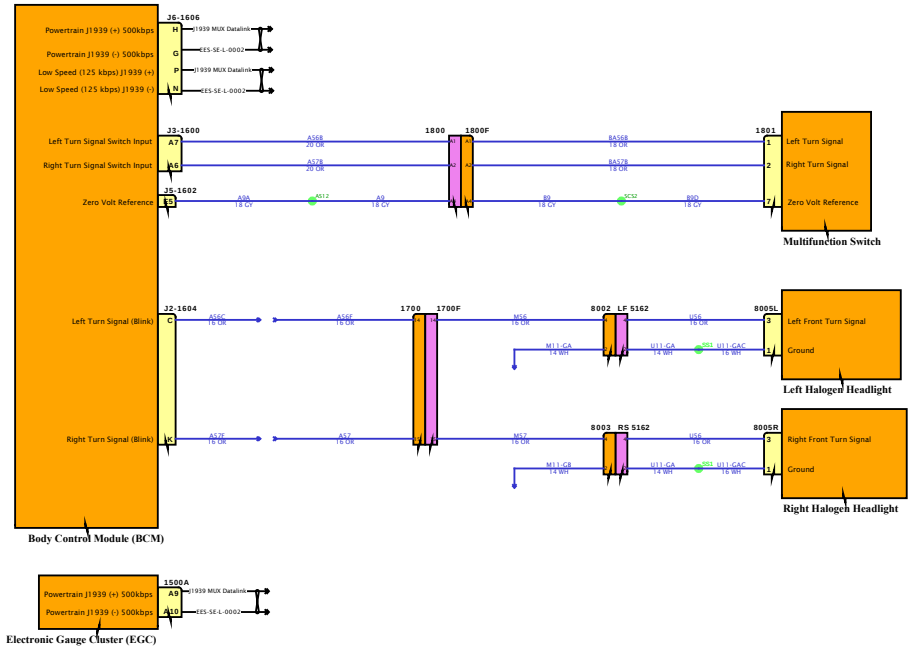

SOFTWARE FEATURE CODES

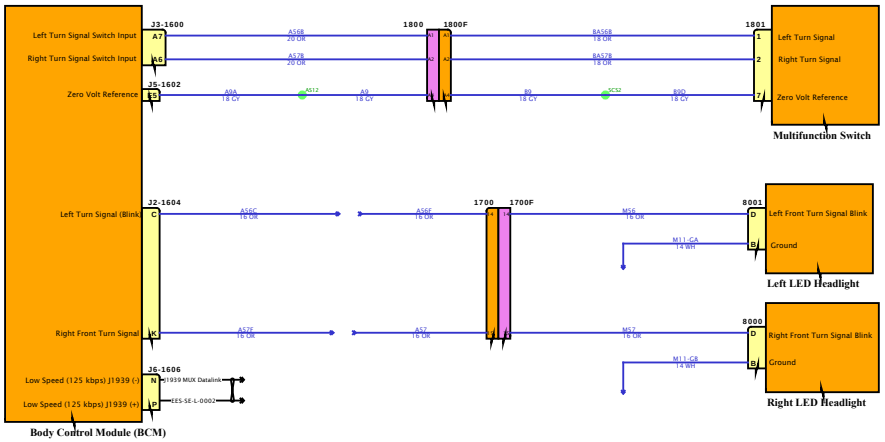

DESIGN DESCRIPTION

FEATURE CODES

SOFTWARE FEATURE CODES

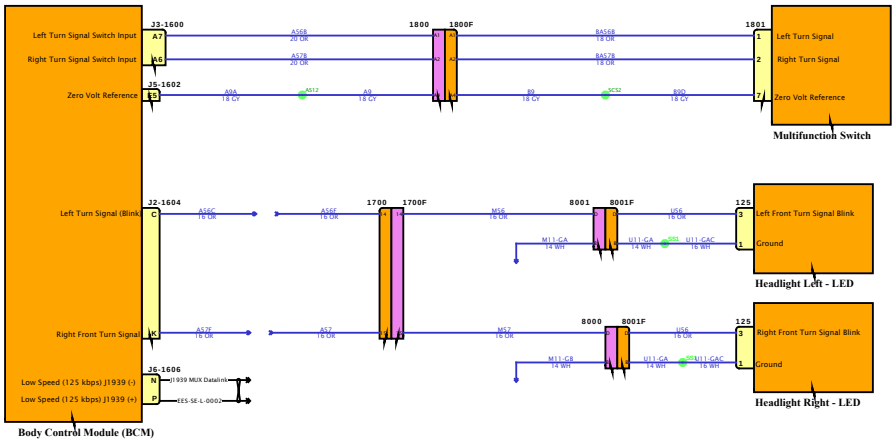

DESIGN DESCRIPTION

FEATURE CODES

SOFTWARE FEATURE CODES

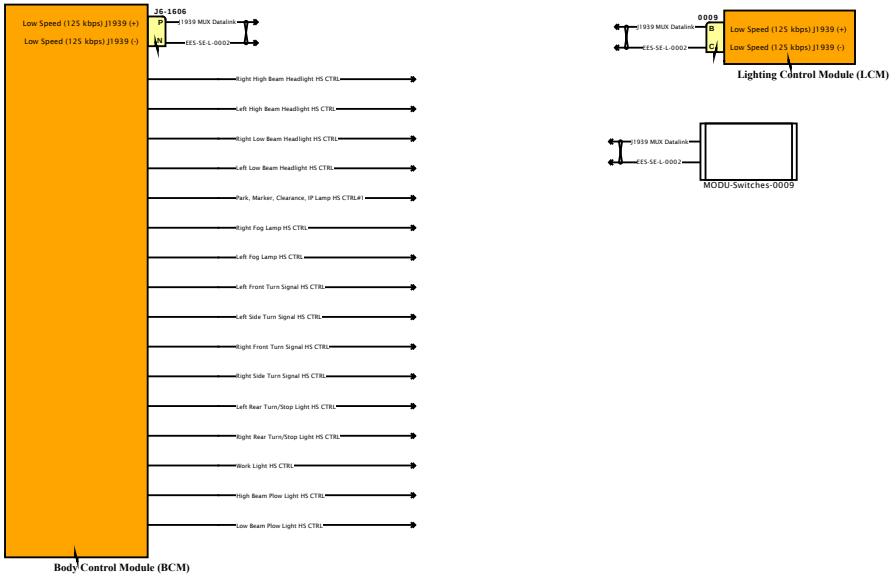

DESIGN DESCRIPTION

FEATURE CODES

SOFTWARE FEATURE CODES

DESIGN DESCRIPTION

FEATURE CODES

SOFTWARE FEATURE CODES

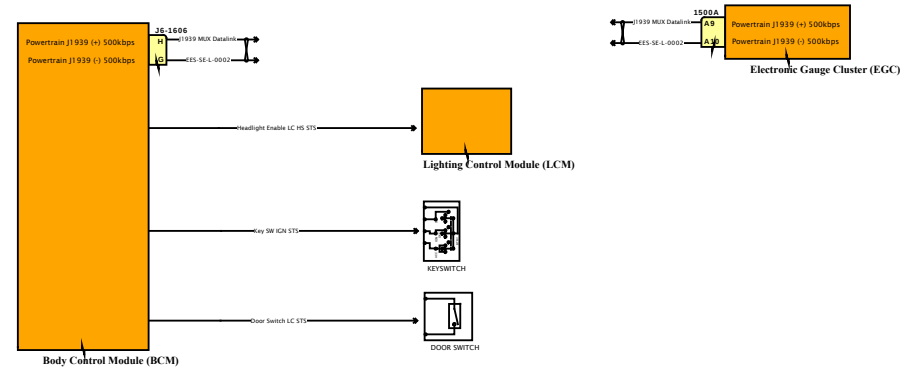

Diagram1

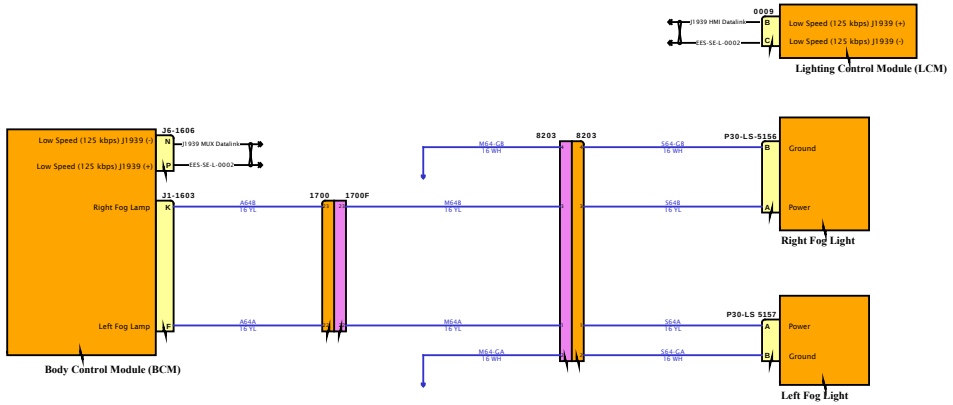

DESIGN DESCRIPTION

FEATURE CODES

SOFTWARE FEATURE CODES

Diagram1

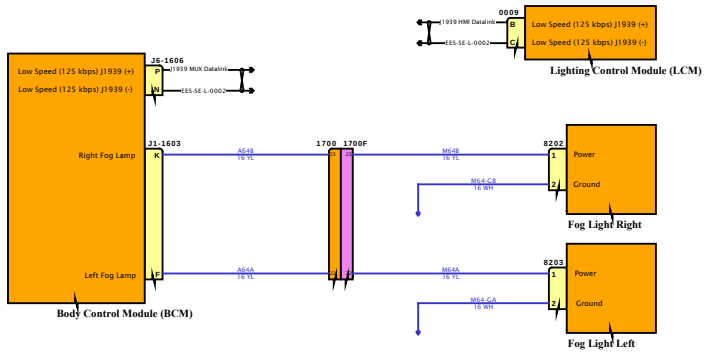

DESIGN DESCRIPTION

FEATURE CODES

SOFTWARE FEATURE CODES

Diagram1

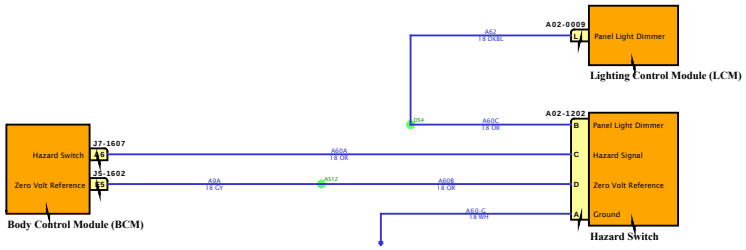

DESIGN DESCRIPTION

FEATURE CODES

SOFTWARE FEATURE CODES

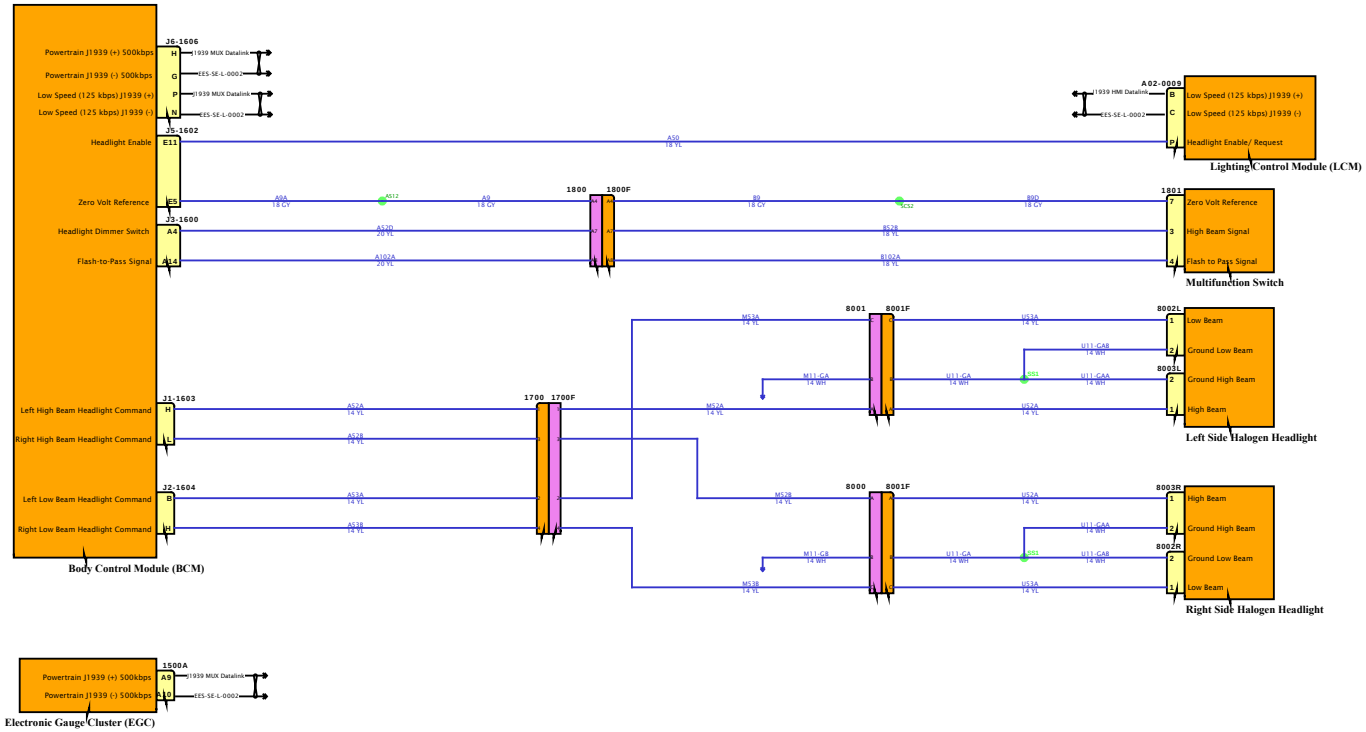

DESIGN DESCRIPTION

FEATURE CODES

SOFTWARE FEATURE CODES

Diagram1

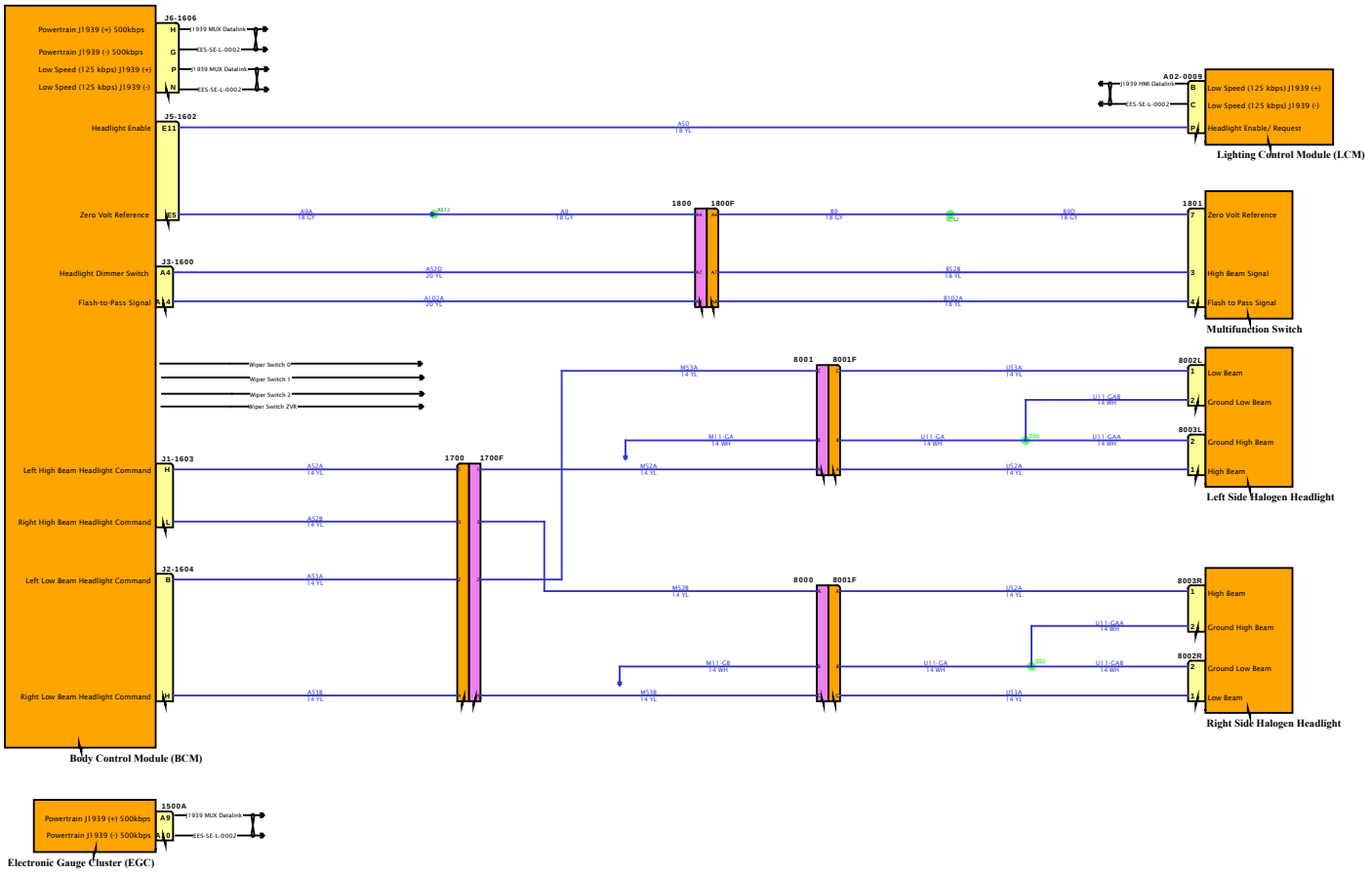

DESIGN DESCRIPTION

FEATURE CODES

SOFTWARE FEATURE CODES

Diagram1

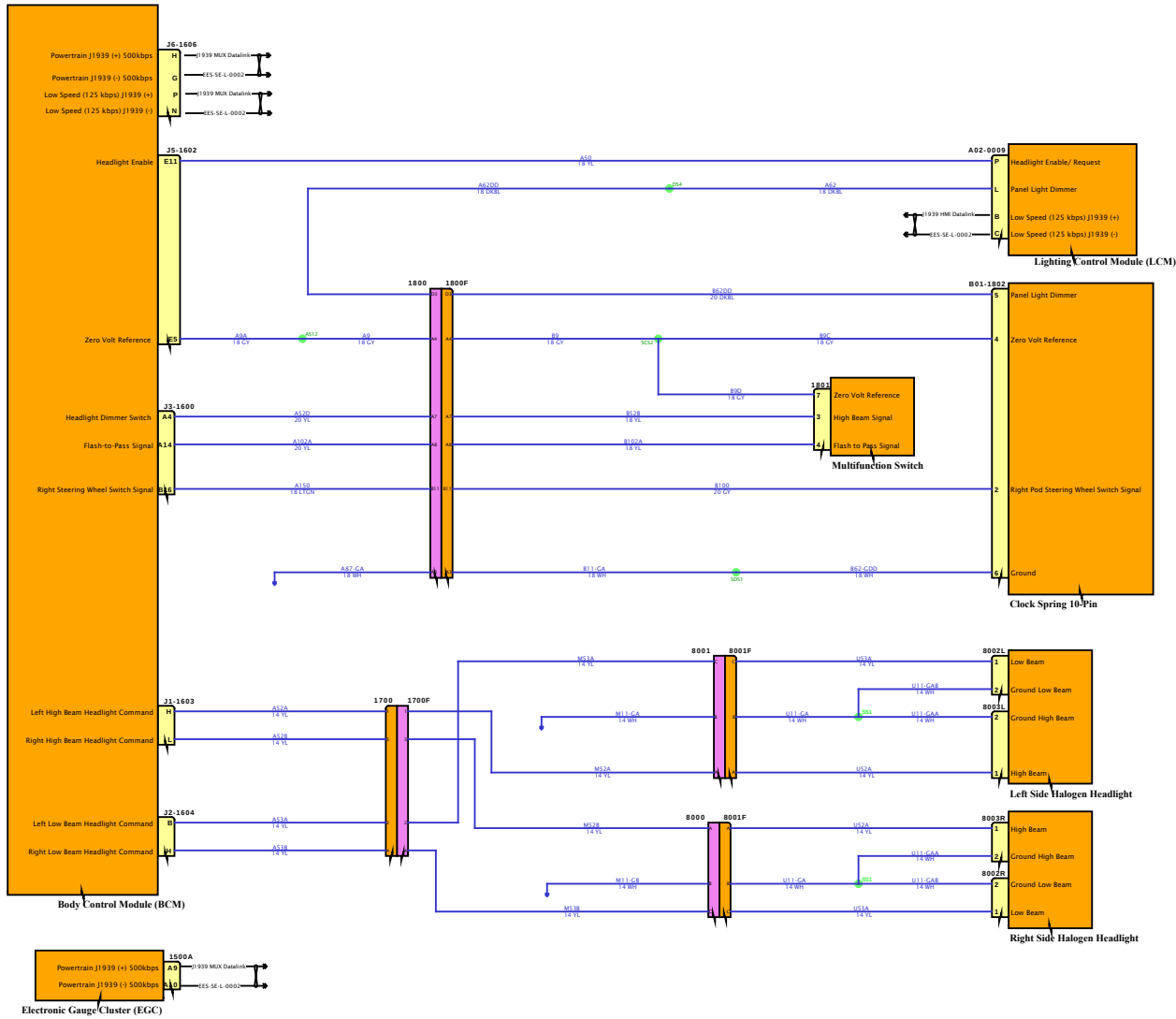

DESIGN DESCRIPTION

FEATURE CODES

SOFTWARE FEATURE CODES

Diagram1

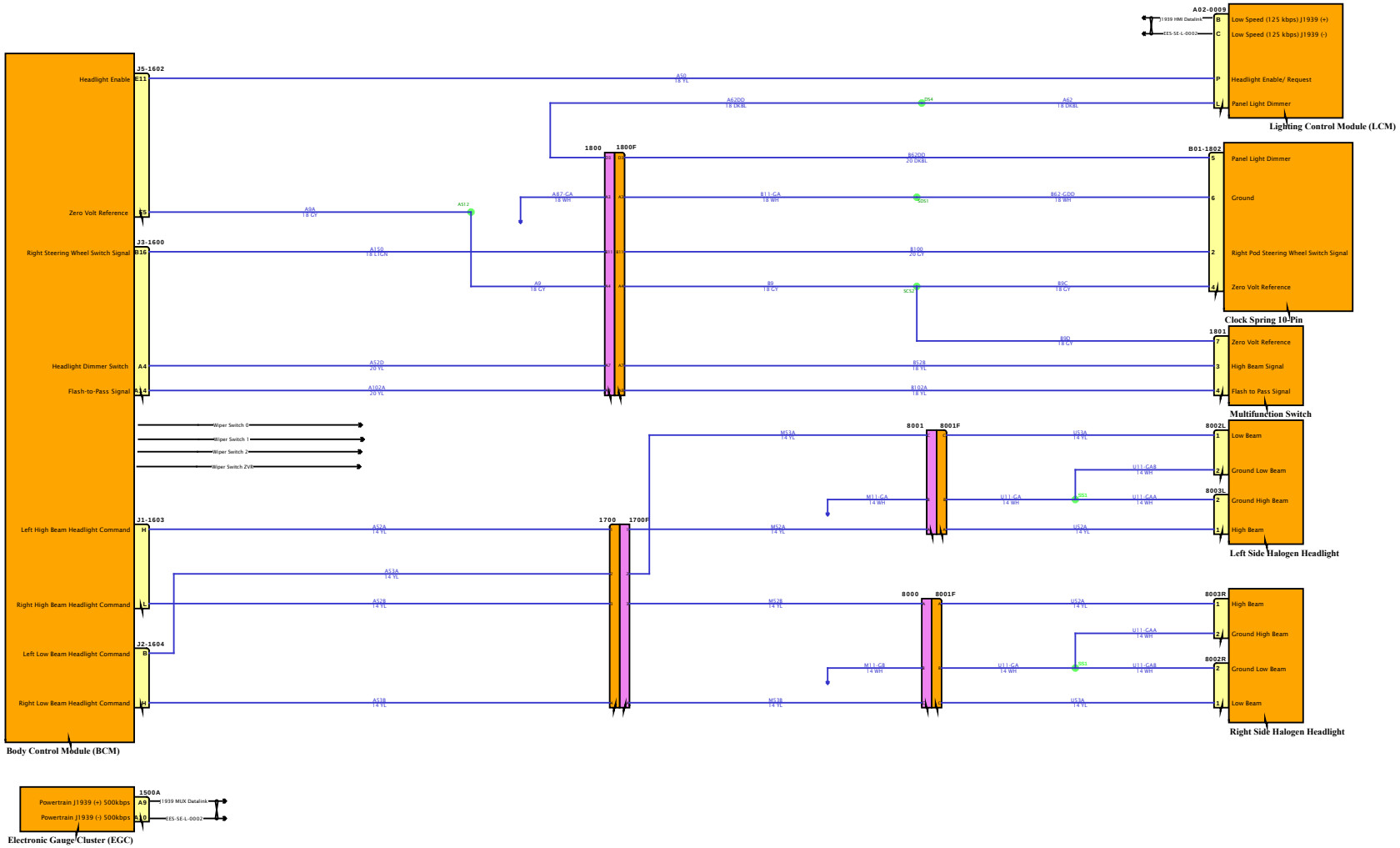
DESIGN DESCRIPTION
FEATURE CODES
SOFTWARE FEATURE CODES
Body Control Module (BCM)
J5-1602
Headlight Enable
E11
Zero Volt Reference
E5
J3-1600
Right Steering Wheel Switch Signal
B16
Headlight Dimmer Switch
A4
Flash-to-Pass Signal
A14
Wiper Switch 0
Wiper Switch 1
Wiper Switch 2
Wiper Switch ZVS
J1-1603
Left High Beam Headlight Command
H
Right High Beam Headlight Command
L
J2-1604
Left Low Beam Headlight Command
B
Right Low Beam Headlight Command
M
A02-0008
Low Speed (125 kbps) J1939 (+)
Low Speed (125 kbps) J1939 (-)
Headlight Enable/ Request
Panel Light Dimmer
Lighting Control Module (LCM)
1800
1800F
B01-1802
Panel Light Dimmer
Ground
Right Pod Steering Wheel Switch Signal
Zero Volt Reference
Clock Spring 10-Pin
1801
Zero Volt Reference
High Beam Signal
Flash to Pass Signal
Multifunction Switch
1700
1700F
8001
8001F
8002L
Low Beam
Ground Low Beam
8003L
Ground High Beam
High Beam
Left Side Halogen Headlight
8000
8001F
8003R
High Beam
Ground High Beam
8002R
Ground Low Beam
Low Beam
Right Side Halogen Headlight
1500A
Powertrain J1939 (+) 500kbps
Powertrain J1939 (-) 500kbps
Electronic Gauge Cluster (EGC)

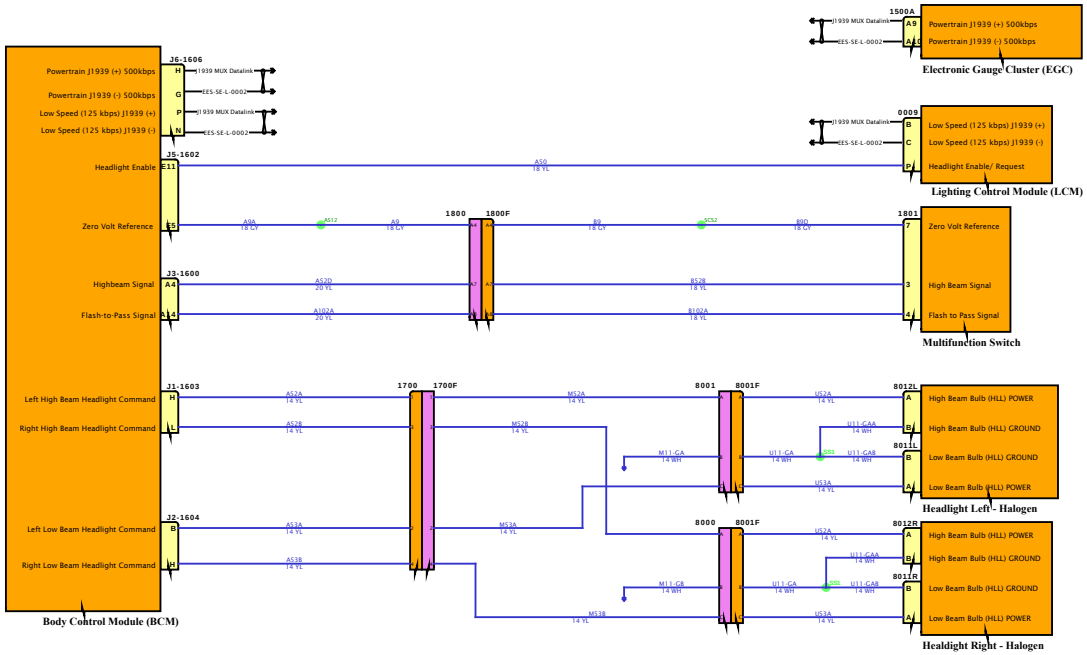

DESIGN DESCRIPTION

FEATURE CODES

SOFTWARE FEATURE CODES

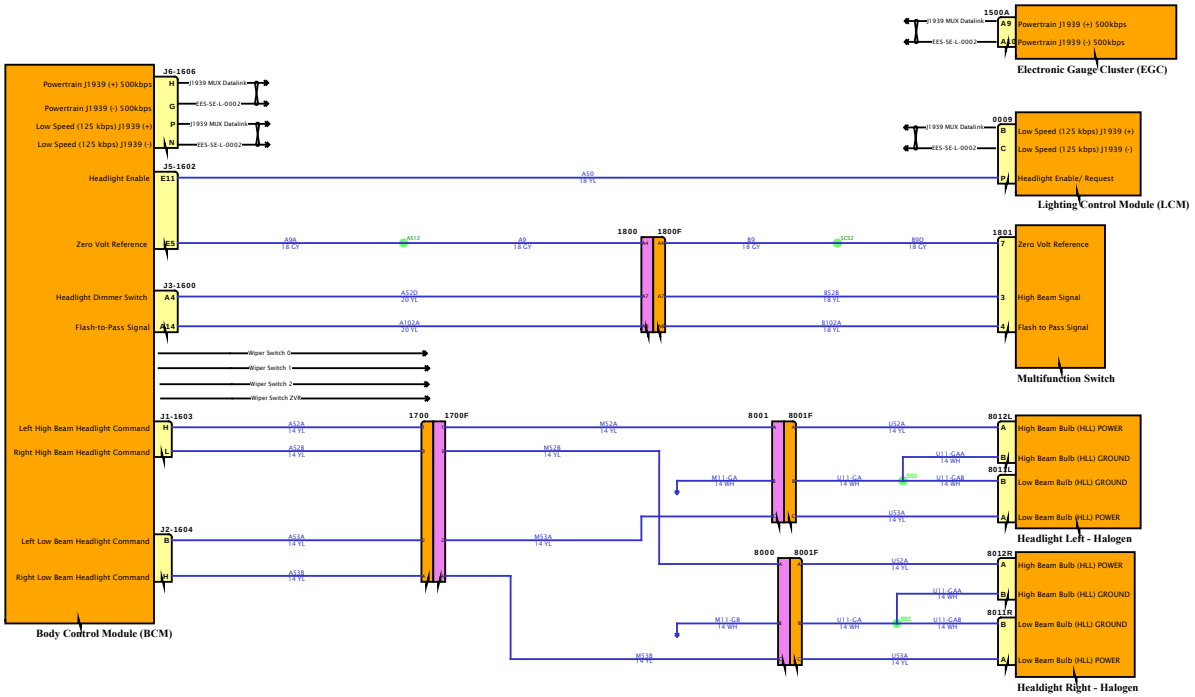

DESIGN DESCRIPTION

FEATURE CODES

SOFTWARE FEATURE CODES

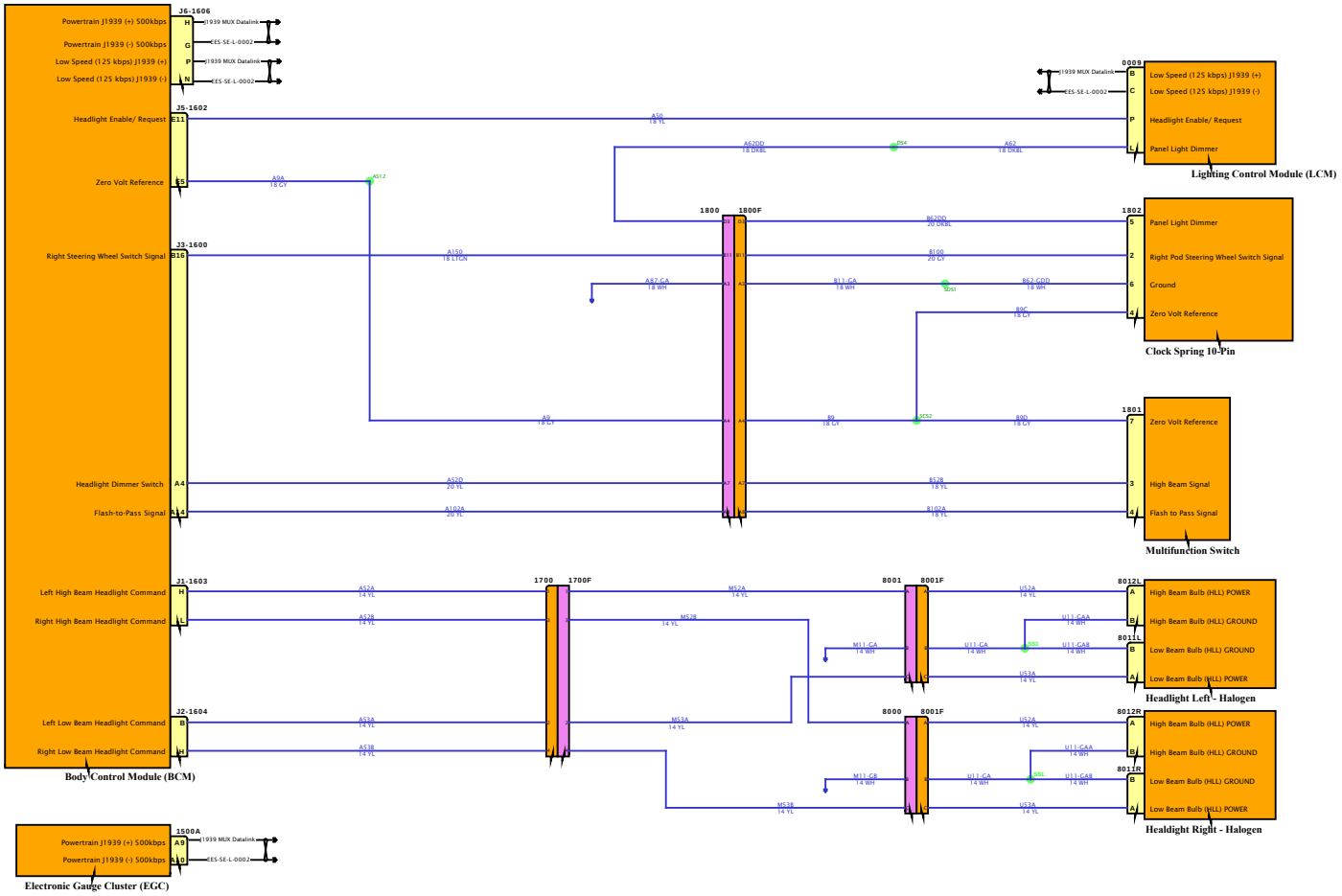

DESIGN DESCRIPTION

FEATURE CODES

SOFTWARE FEATURE CODES

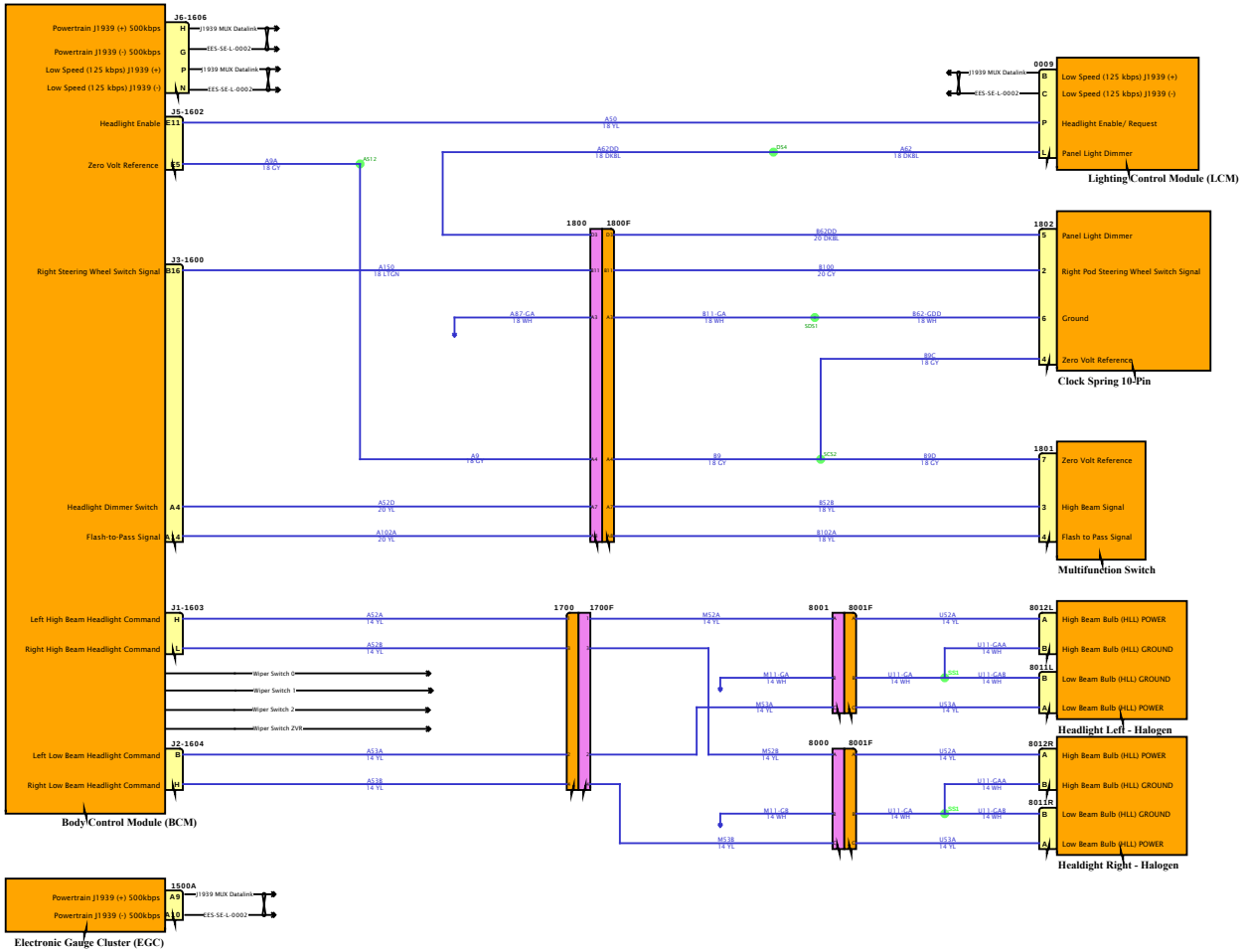

DESIGN DESCRIPTION

FEATURE CODES

SOFTWARE FEATURE CODES

Diagram1

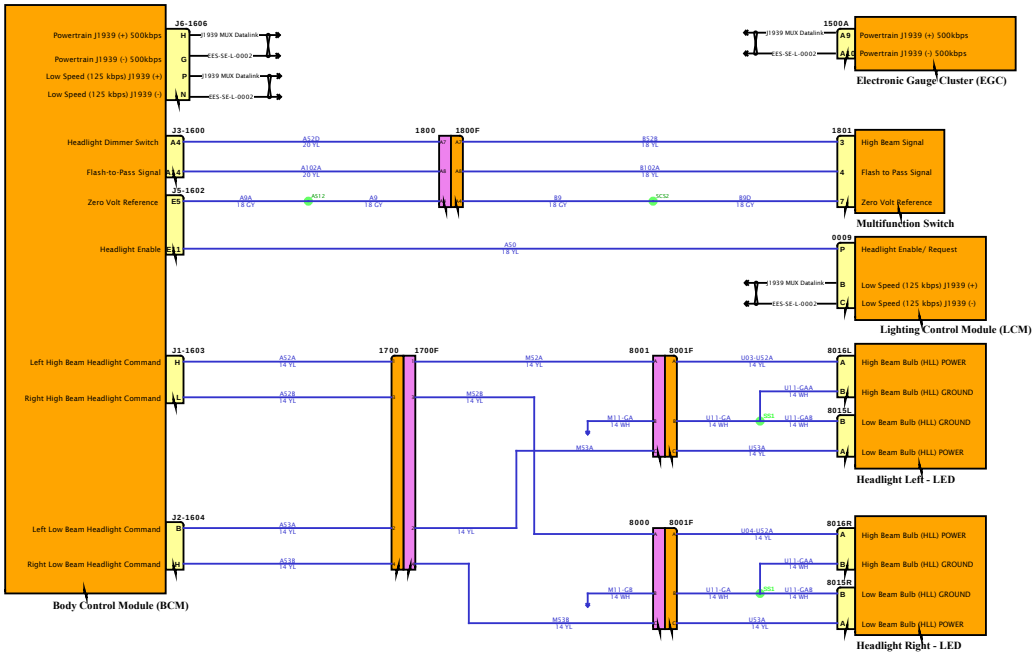

DESIGN DESCRIPTION

FEATURE CODES

SOFTWARE FEATURE CODES

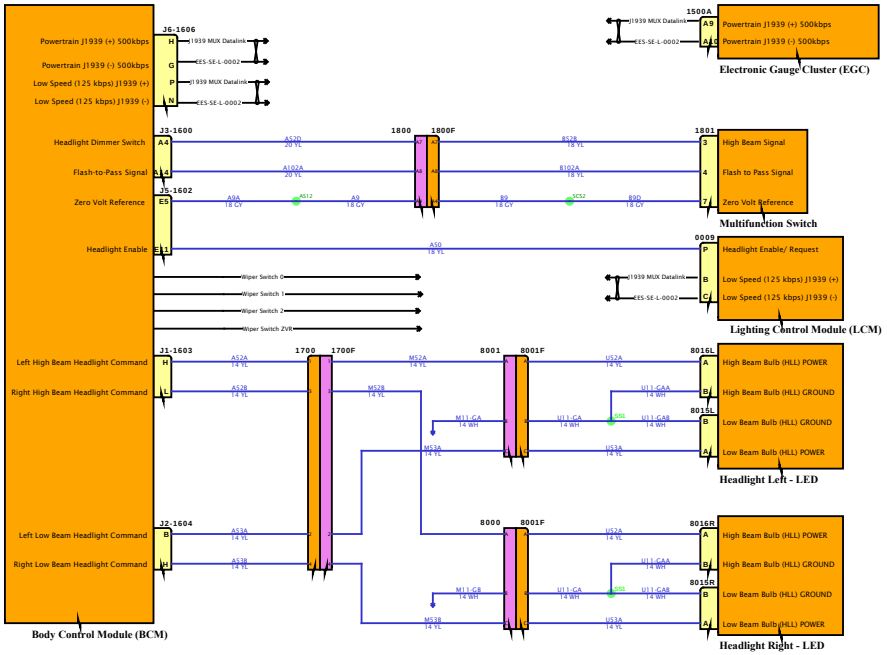

DESIGN DESCRIPTION

FEATURE CODES

SOFTWARE FEATURE CODES

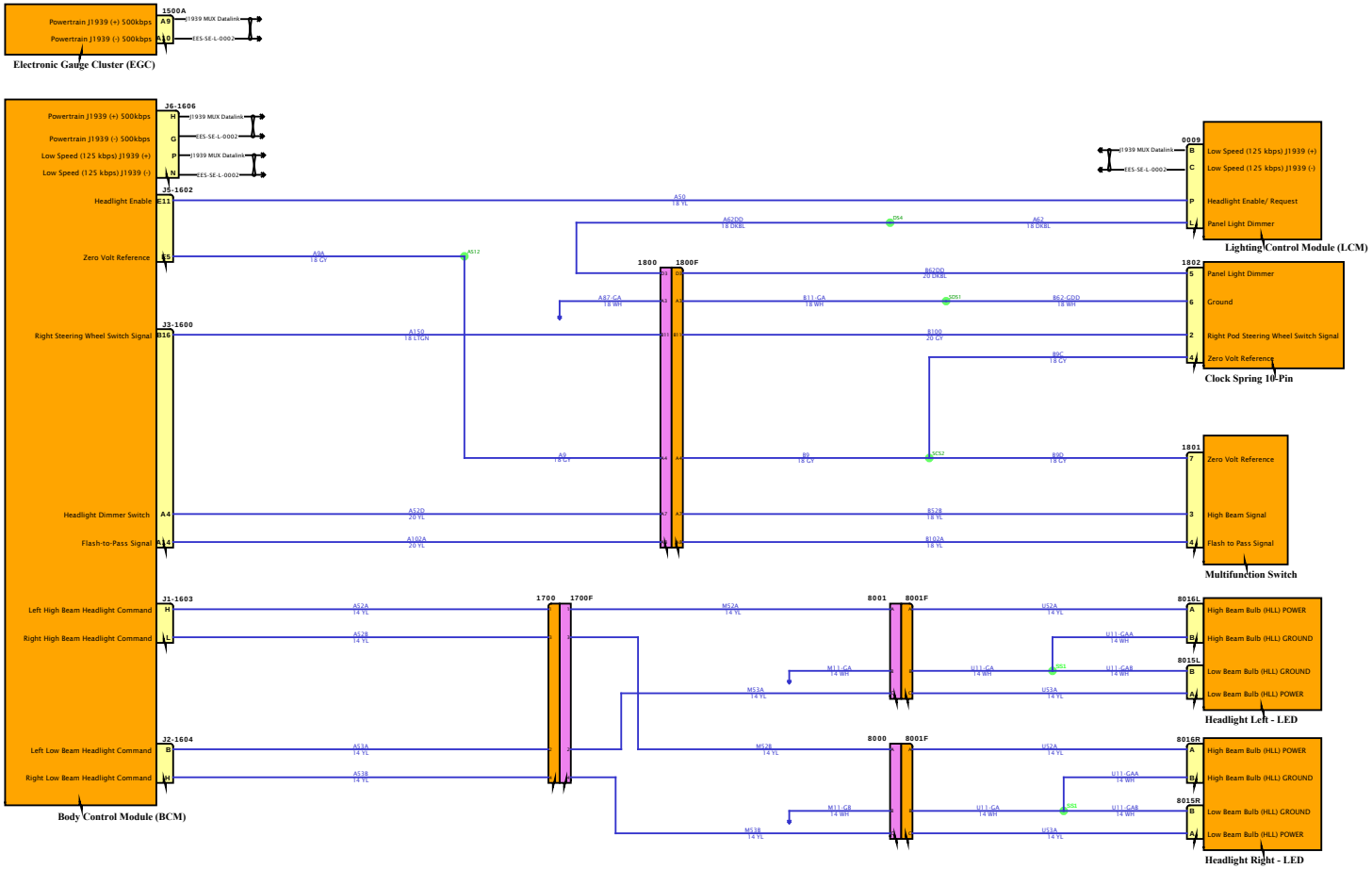

DESIGN DESCRIPTION

FEATURE CODES

SOFTWARE FEATURE CODES

Diagram1

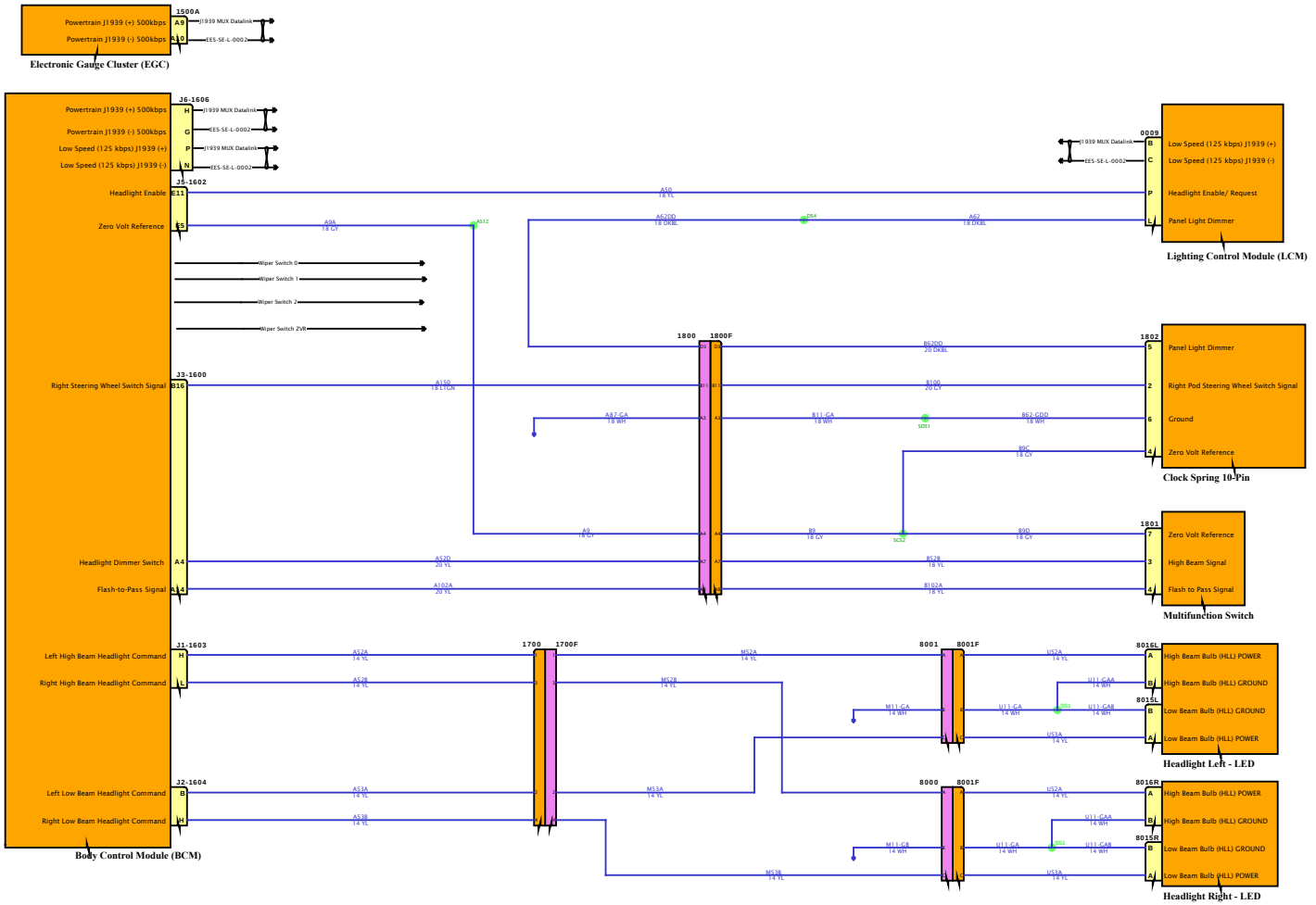

DESIGN DESCRIPTION

FEATURE CODES

SOFTWARE FEATURE CODES

Diagram1

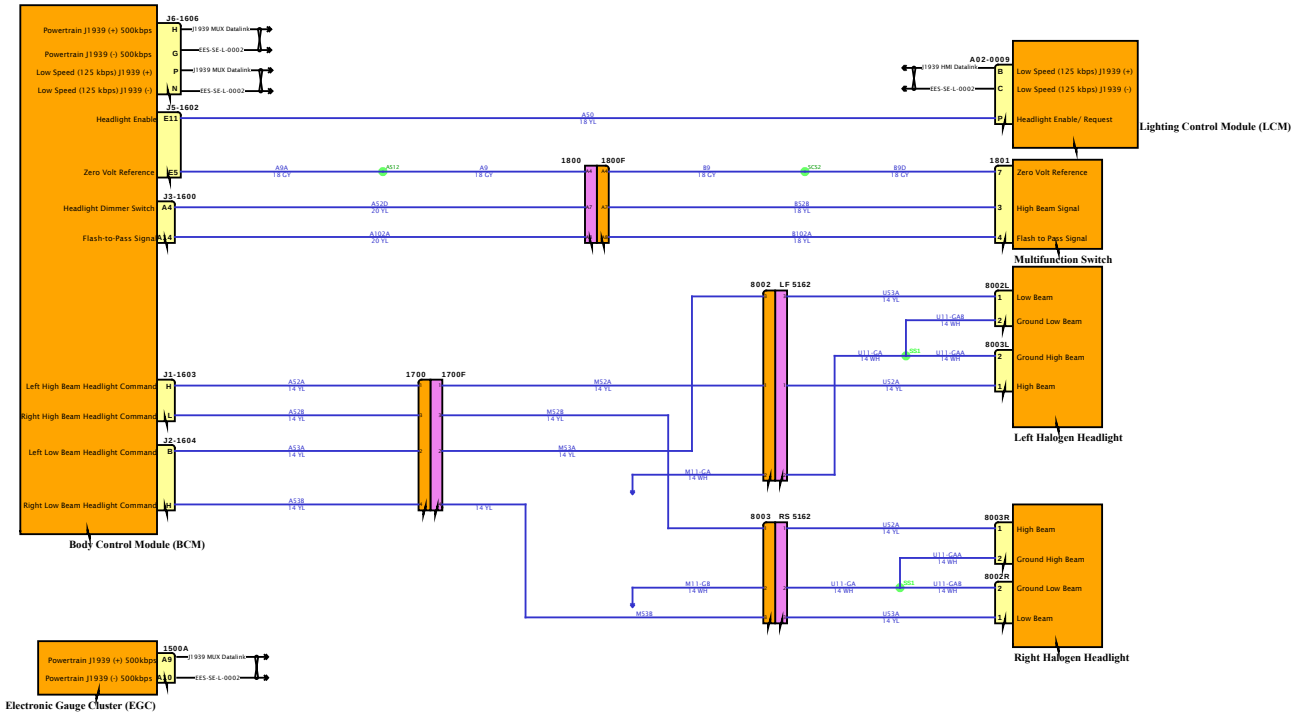

DESIGN DESCRIPTION

FEATURE CODES

SOFTWARE FEATURE CODES

DESIGN DESCRIPTION

FEATURE CODES

SOFTWARE FEATURE CODES

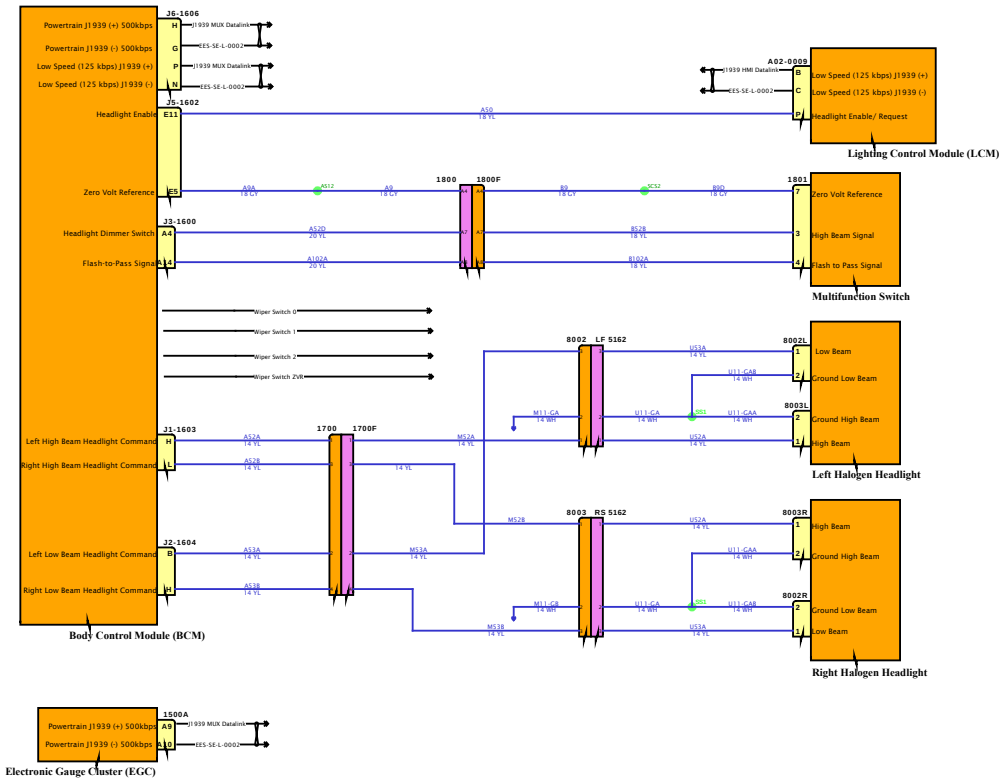

Diagram1

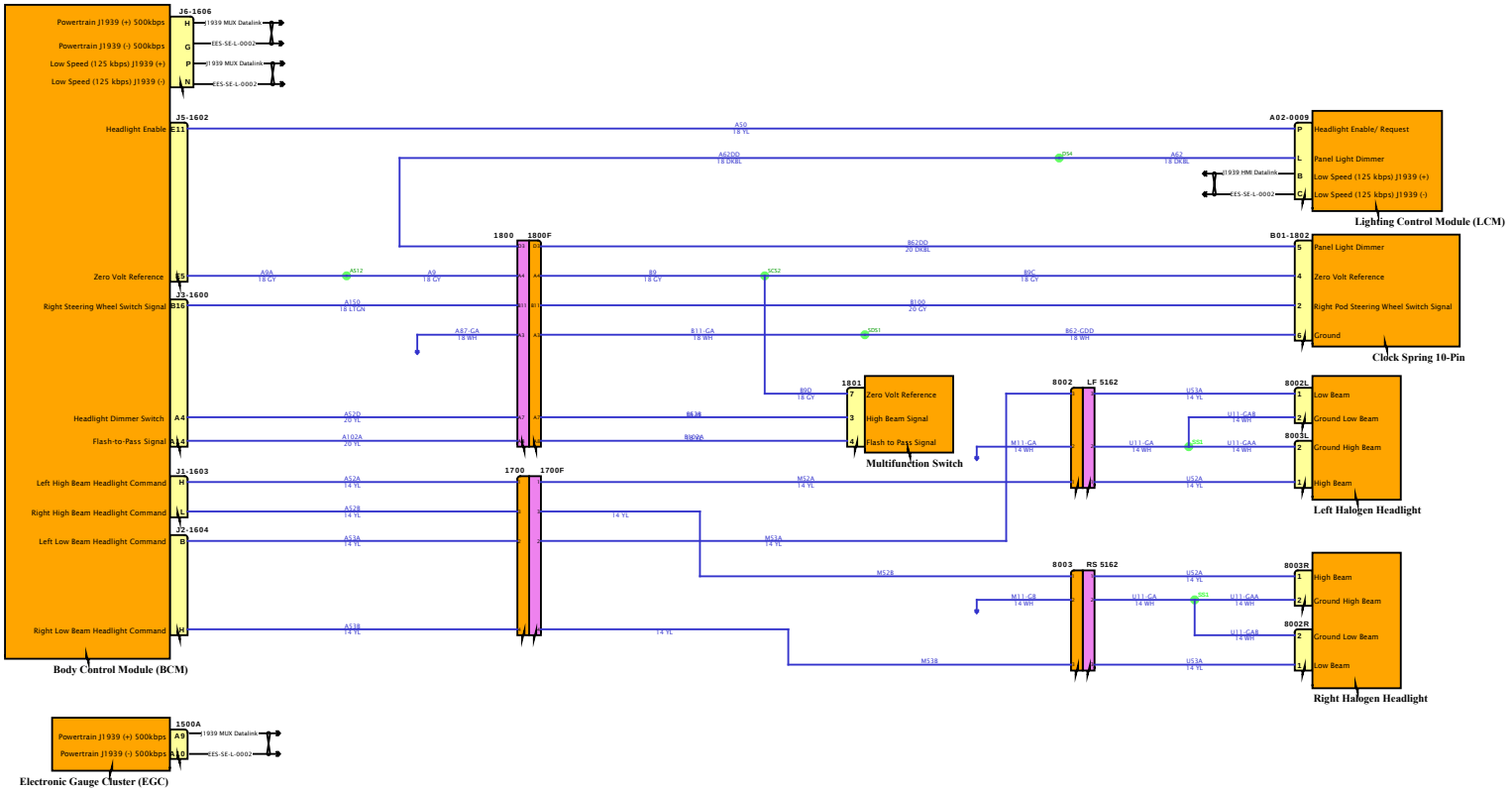

DESIGN DESCRIPTION

FEATURE CODES

SOFTWARE FEATURE CODES

Diagram1

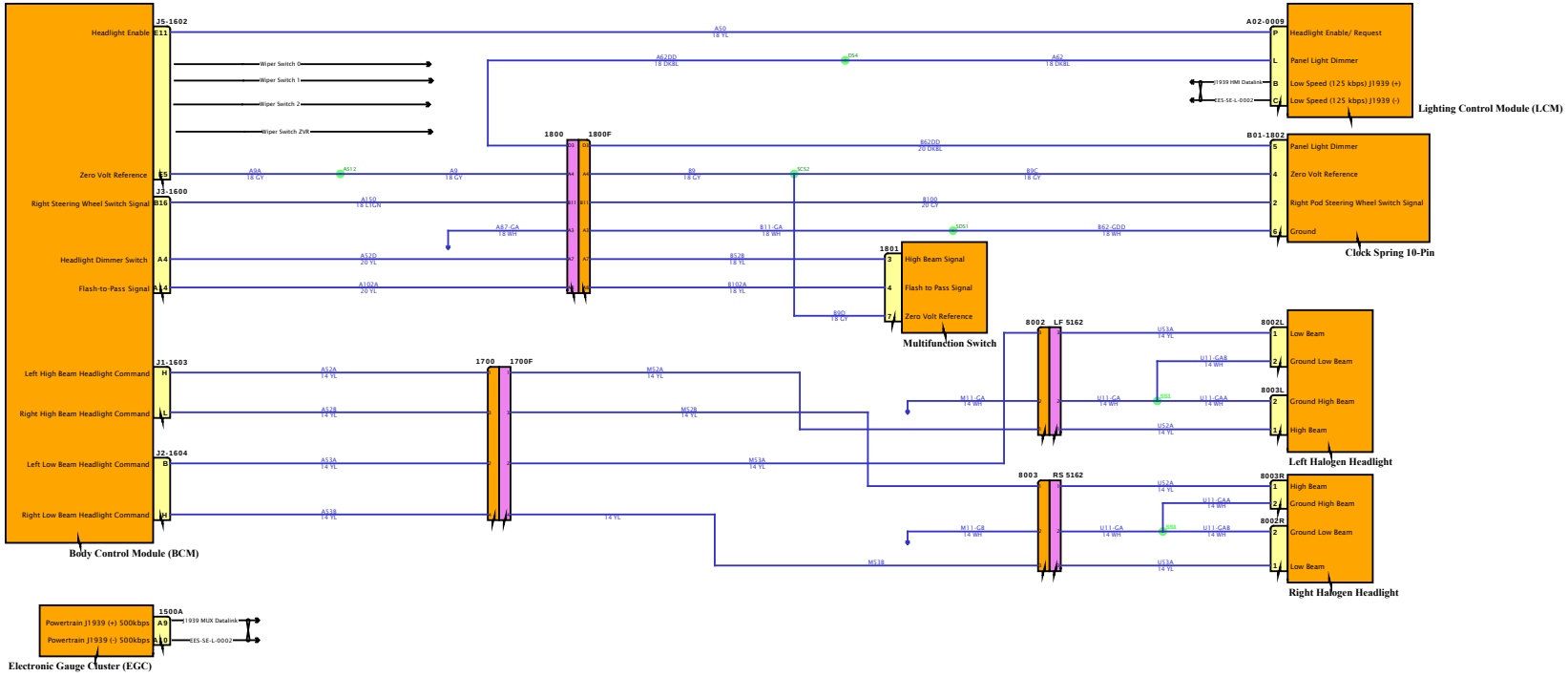

DESIGN DESCRIPTION

FEATURE CODES

SOFTWARE FEATURE CODES

Diagram1

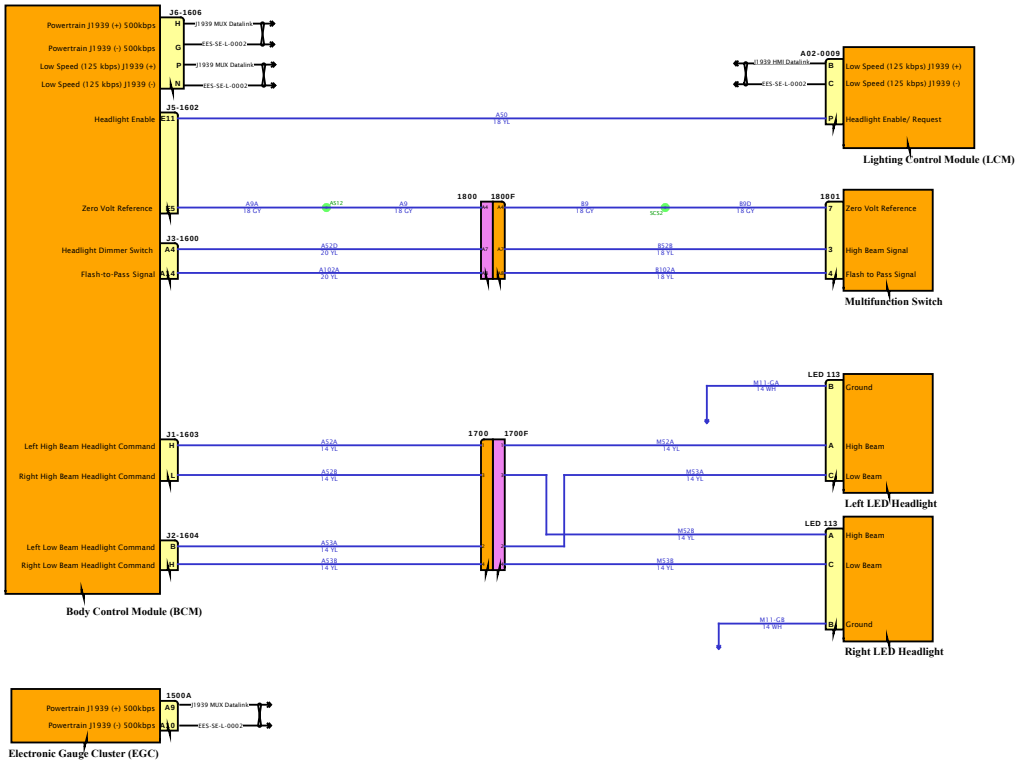

DESIGN DESCRIPTION

FEATURE CODES

SOFTWARE FEATURE CODES

Diagram1

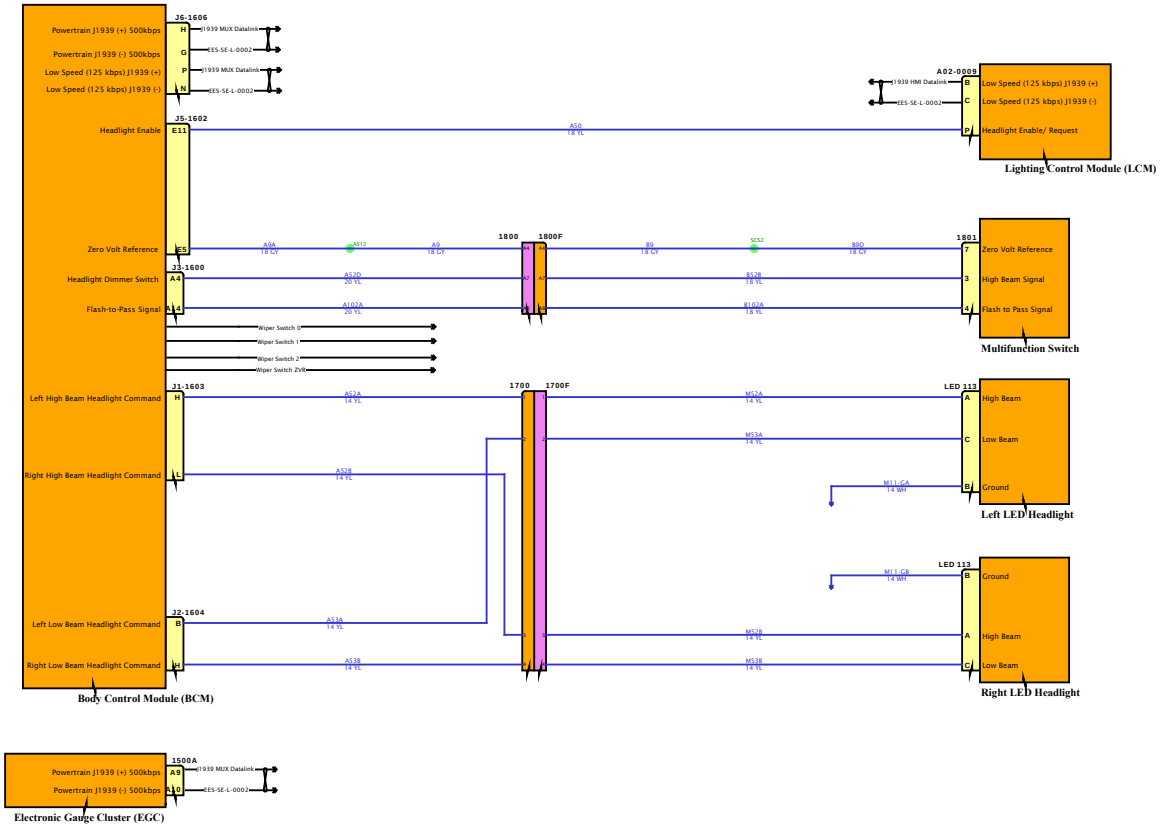

DESIGN DESCRIPTION

FEATURE CODES

SOFTWARE FEATURE CODES

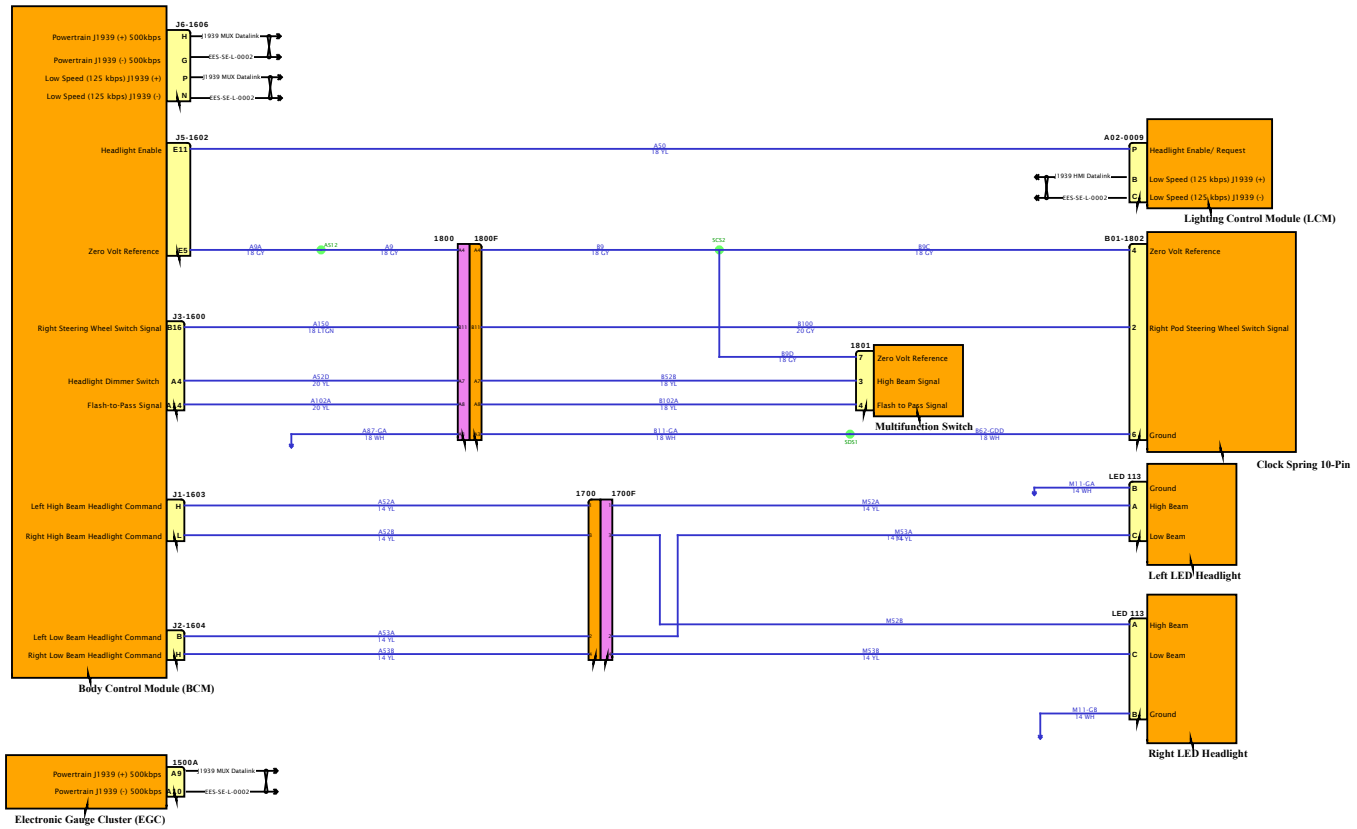

DESIGN DESCRIPTION

FEATURE CODES

SOFTWARE FEATURE CODES

Diagram1

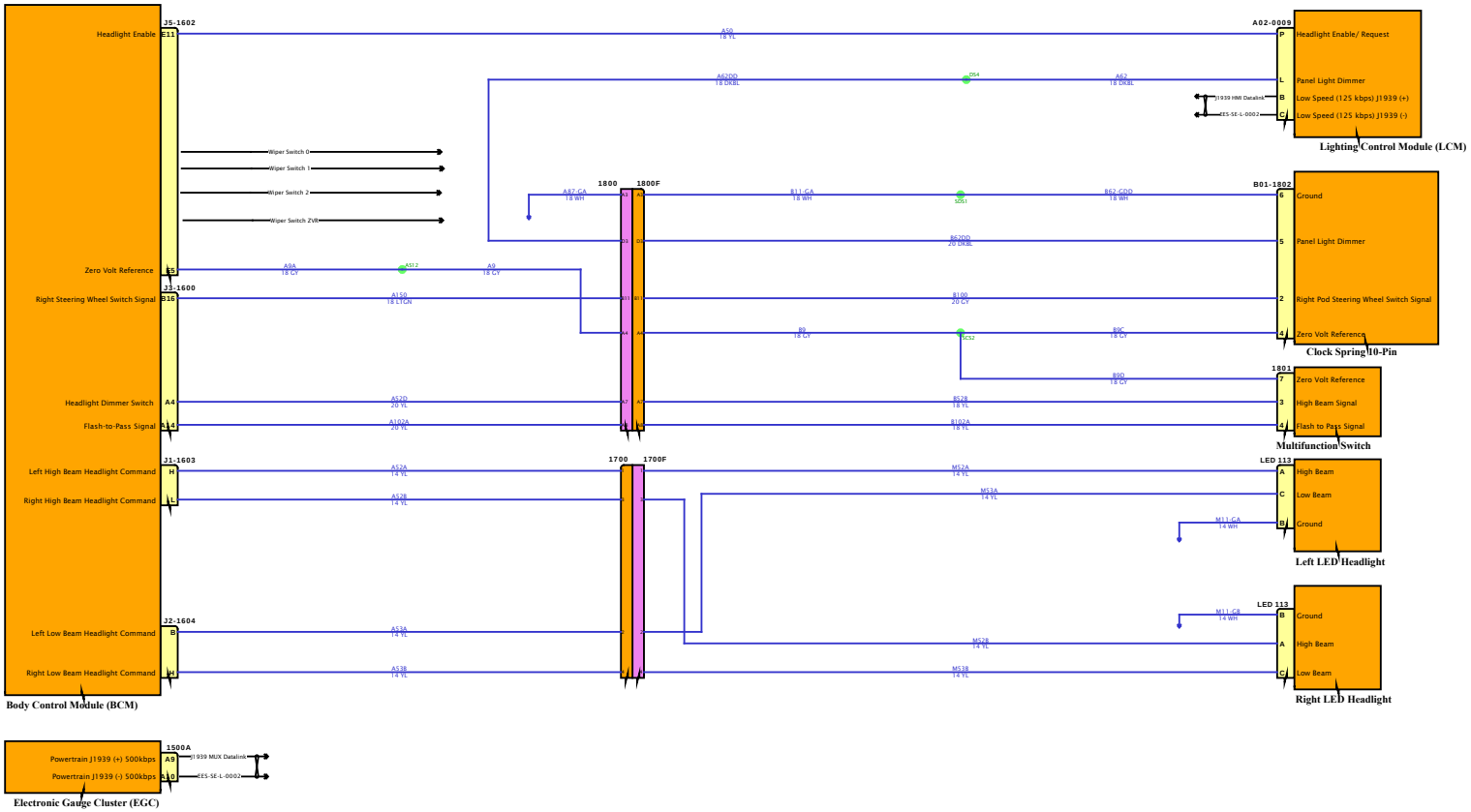

DESIGN DESCRIPTION

FEATURE CODES

SOFTWARE FEATURE CODES

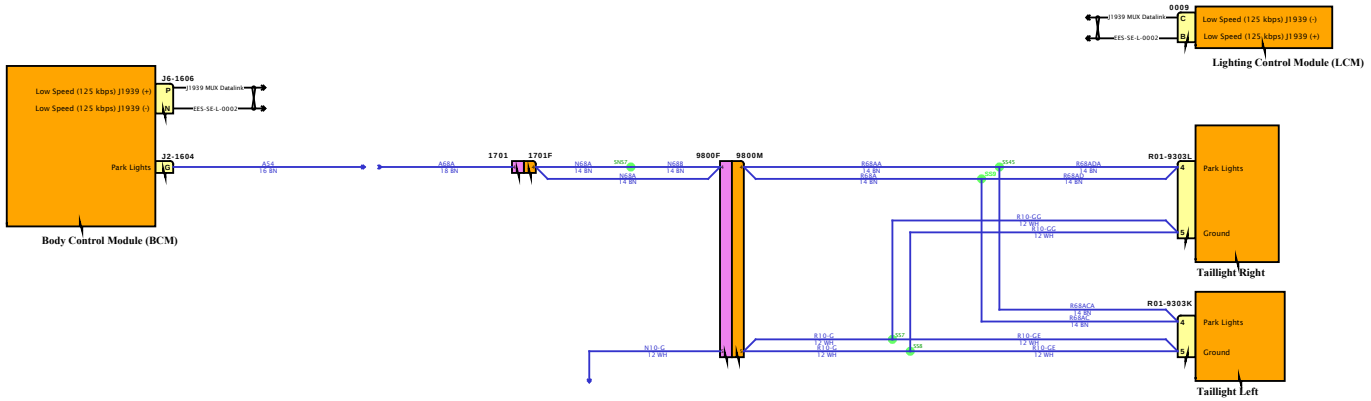

DESIGN DESCRIPTION

FEATURE CODES

SOFTWARE FEATURE CODES

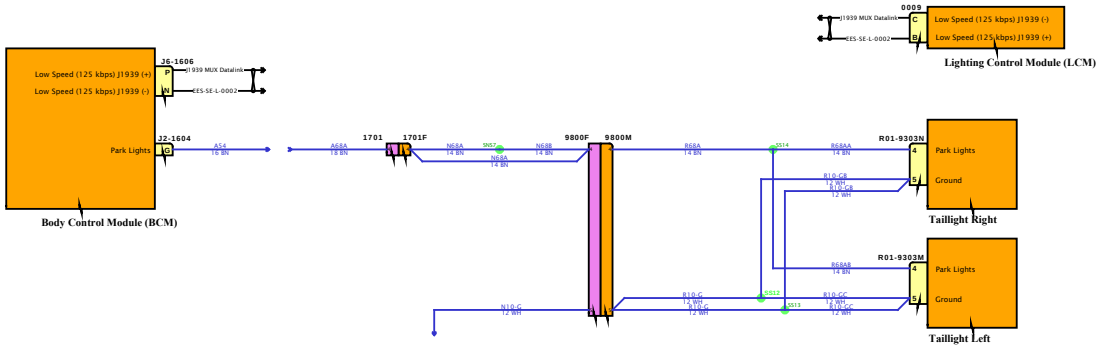

DESIGN DESCRIPTION

FEATURE CODES

SOFTWARE FEATURE CODES

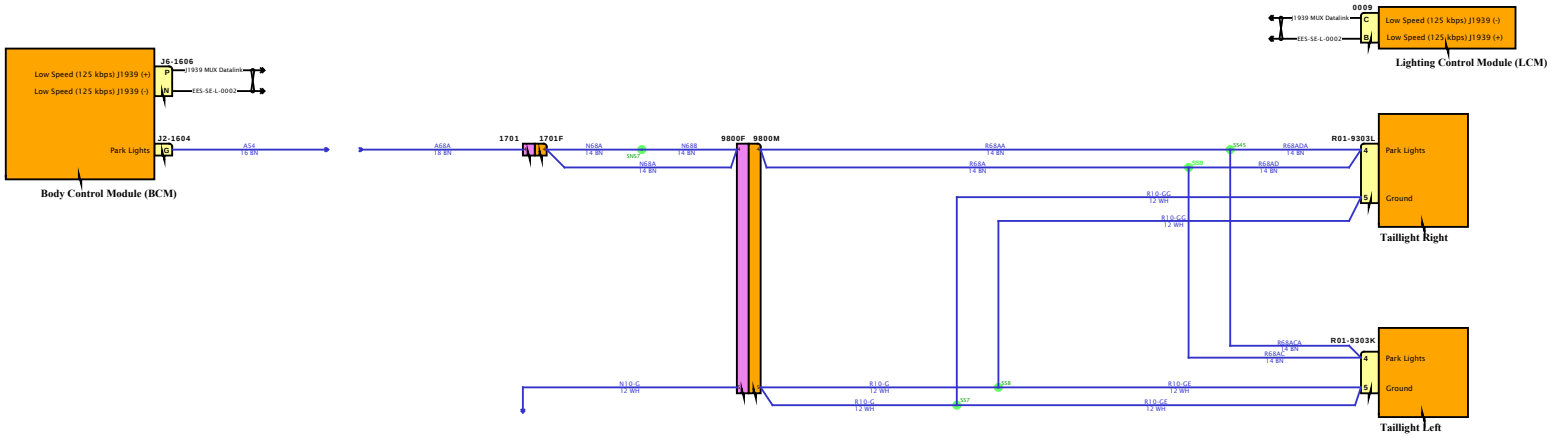

DESIGN DESCRIPTION

FEATURE CODES

SOFTWARE FEATURE CODES

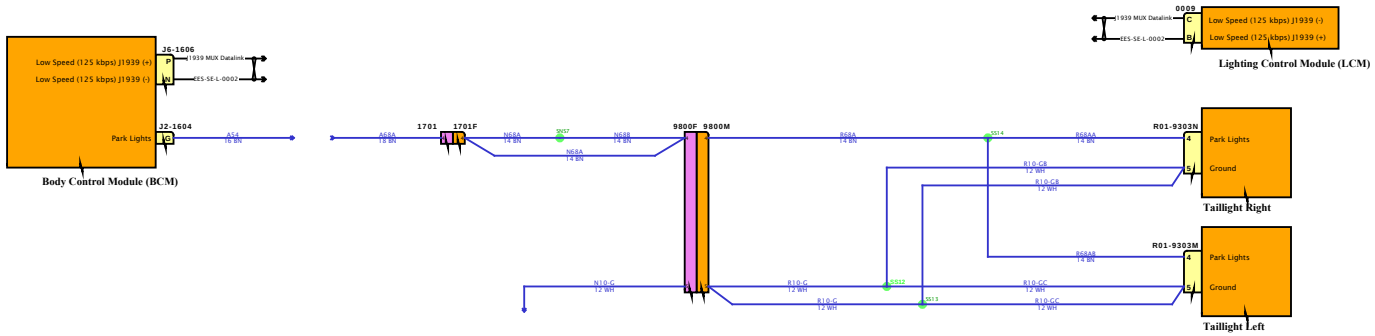

DESIGN DESCRIPTION

FEATURE CODES

SOFTWARE FEATURE CODES

Diagram1

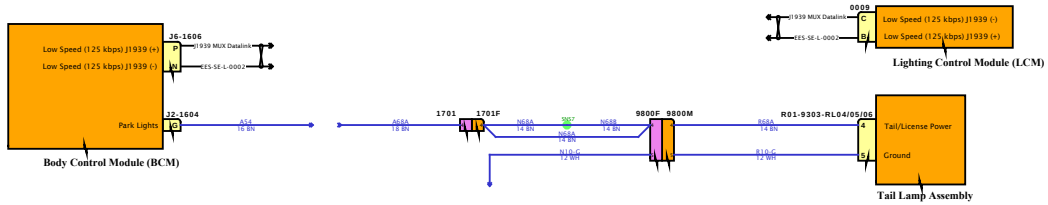

DESIGN DESCRIPTION

FEATURE CODES

SOFTWARE FEATURE CODES

DESIGN DESCRIPTION

FEATURE CODES

SOFTWARE FEATURE CODES

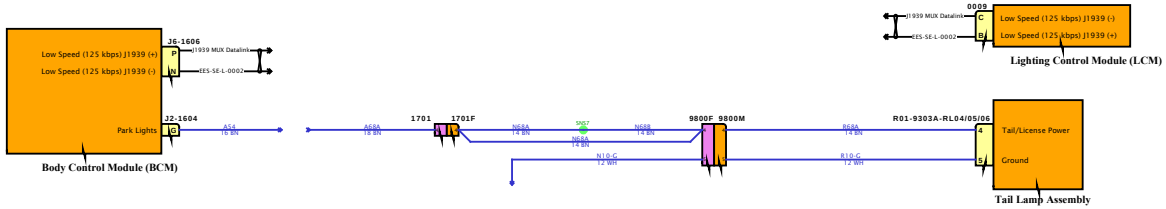

DESIGN DESCRIPTION

FEATURE CODES

SOFTWARE FEATURE CODES

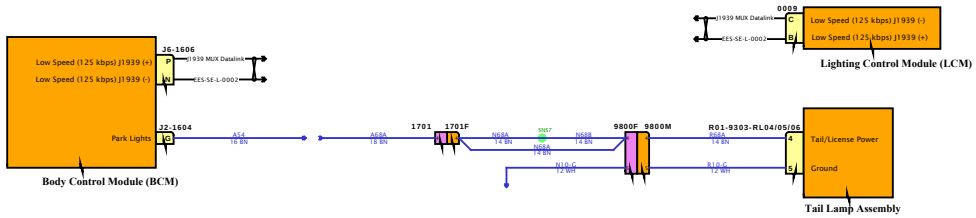

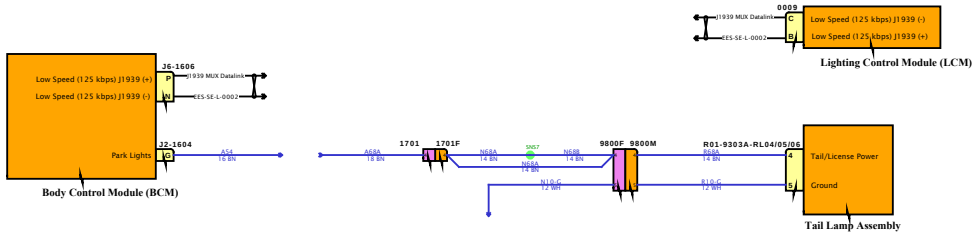

DESIGN DESCRIPTION

FEATURE CODES

SOFTWARE FEATURE CODES

Diagram1

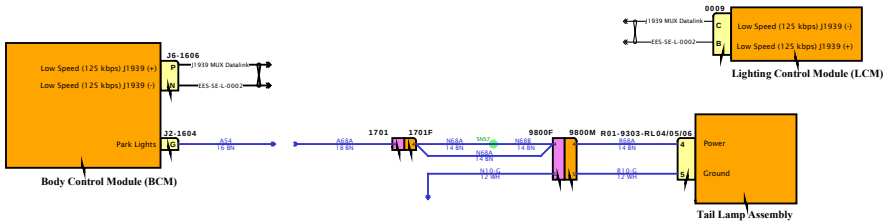

DESIGN DESCRIPTION

FEATURE CODES

SOFTWARE FEATURE CODES

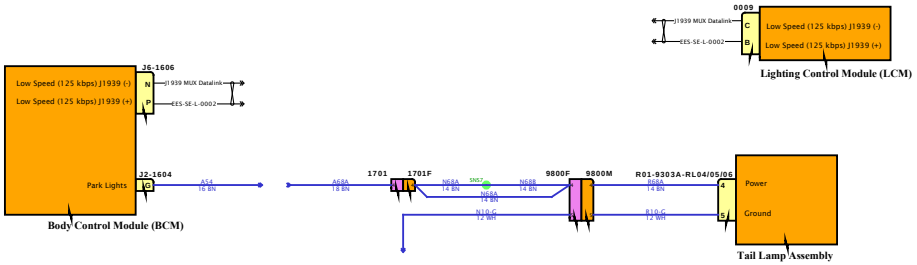

DESIGN DESCRIPTION

FEATURE CODES

SOFTWARE FEATURE CODES

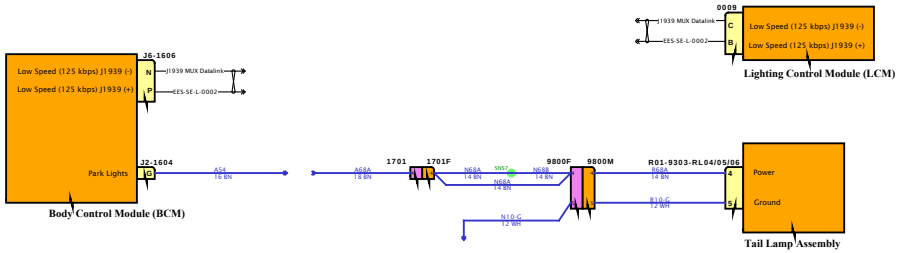

DESIGN DESCRIPTION

FEATURE CODES

SOFTWARE FEATURE CODES

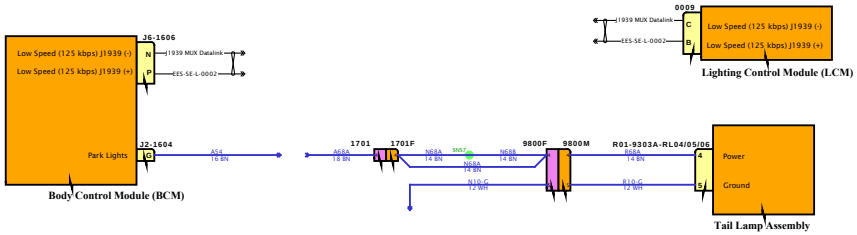

DESIGN DESCRIPTION

FEATURE CODES

SOFTWARE FEATURE CODES

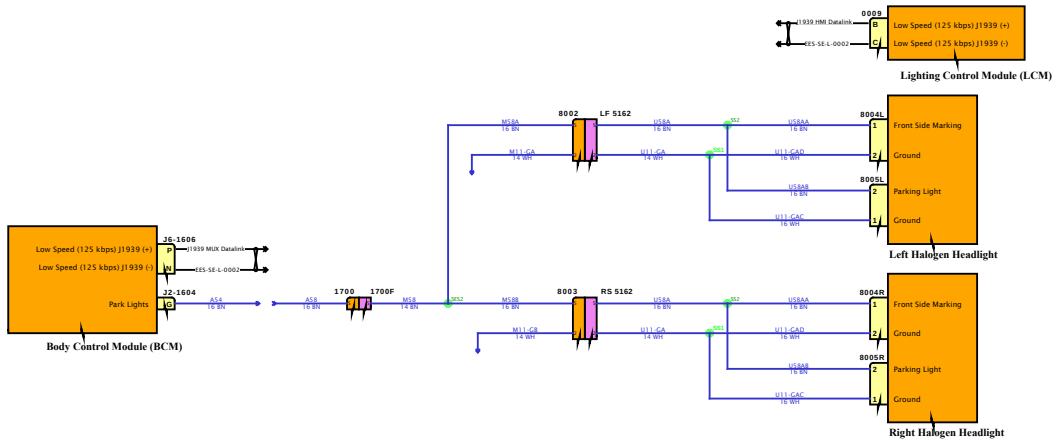

DESIGN DESCRIPTION

FEATURE CODES

SOFTWARE FEATURE CODES

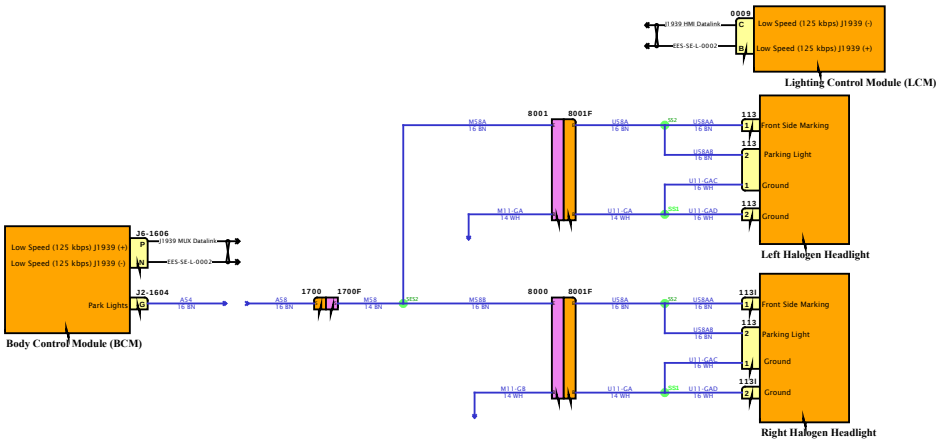

DESIGN DESCRIPTION

FEATURE CODES

SOFTWARE FEATURE CODES

Diagram1

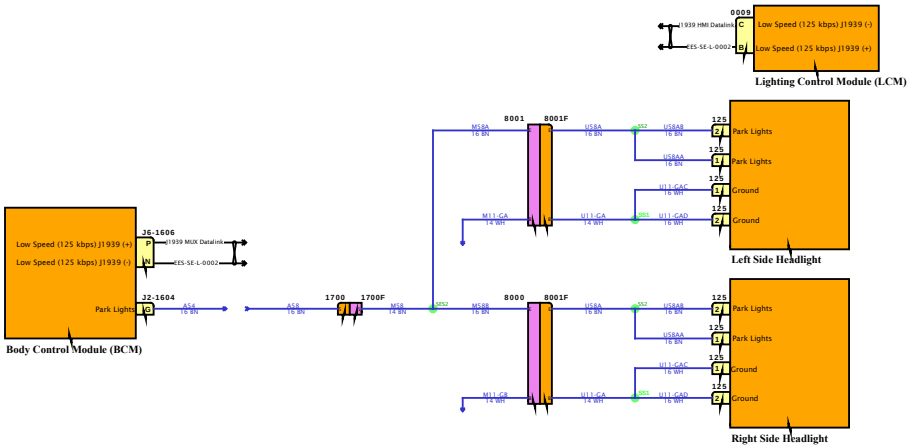

DESIGN DESCRIPTION

FEATURE CODES

SOFTWARE FEATURE CODES

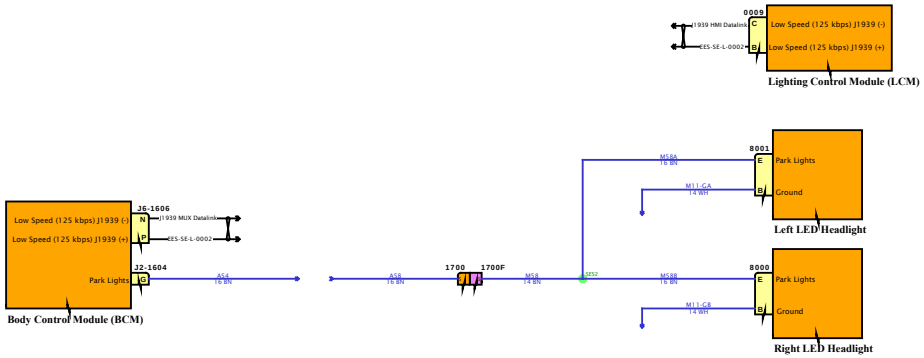

DESIGN DESCRIPTION

FEATURE CODES

SOFTWARE FEATURE CODES

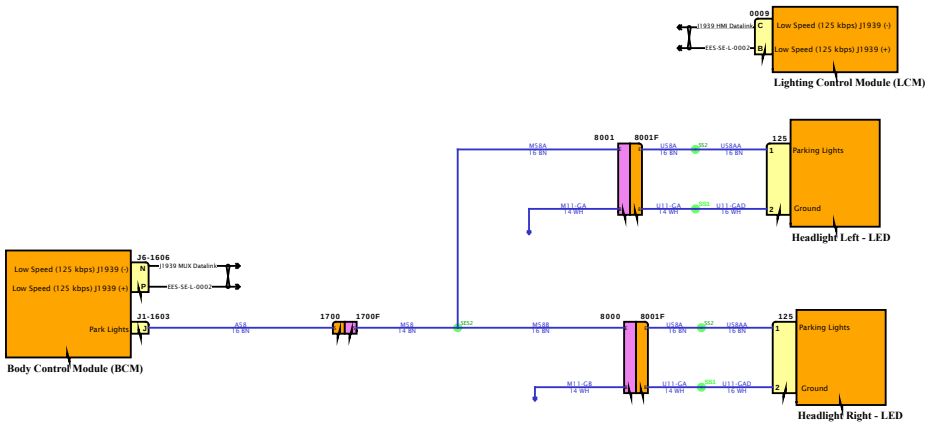

DESIGN DESCRIPTION

FEATURE CODES

SOFTWARE FEATURE CODES

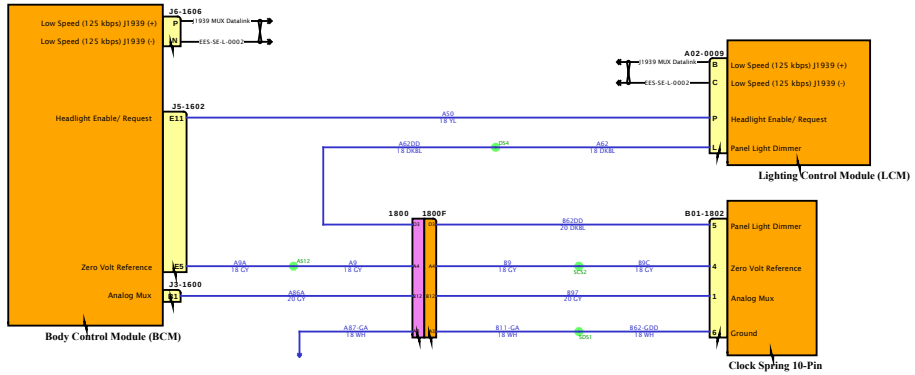

DESIGN DESCRIPTION

FEATURE CODES

SOFTWARE FEATURE CODES

Diagram1

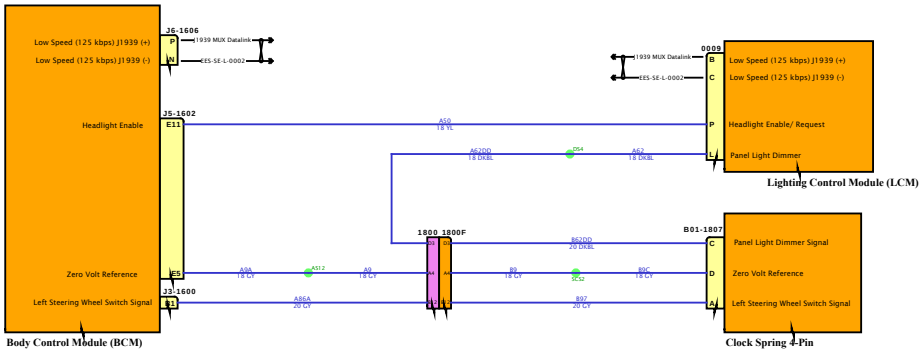

DESIGN DESCRIPTION

FEATURE CODES

SOFTWARE FEATURE CODES

Diagram1

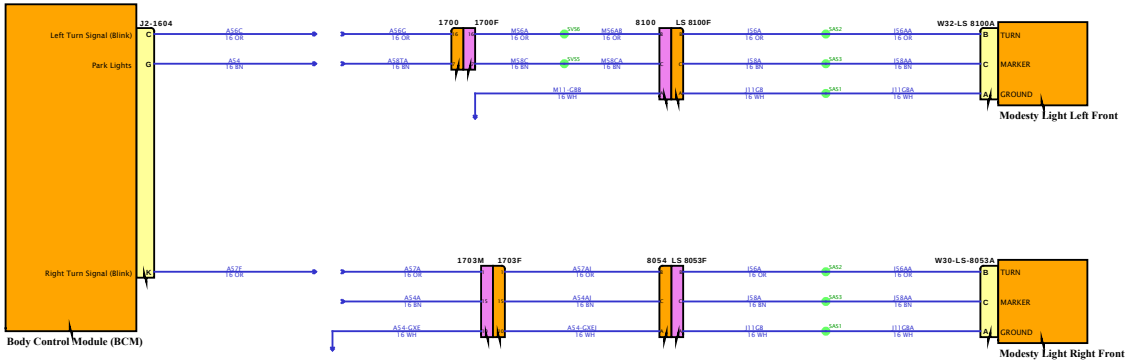

DESIGN DESCRIPTION

FEATURE CODES

SOFTWARE FEATURE CODES

DESIGN DESCRIPTION

FEATURE CODES

SOFTWARE FEATURE CODES

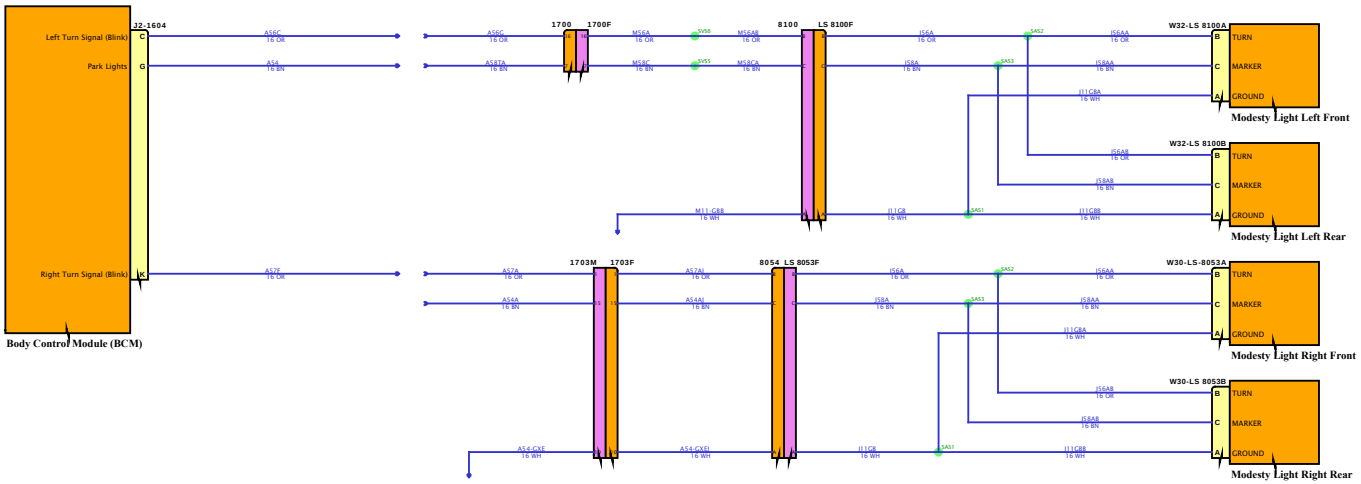

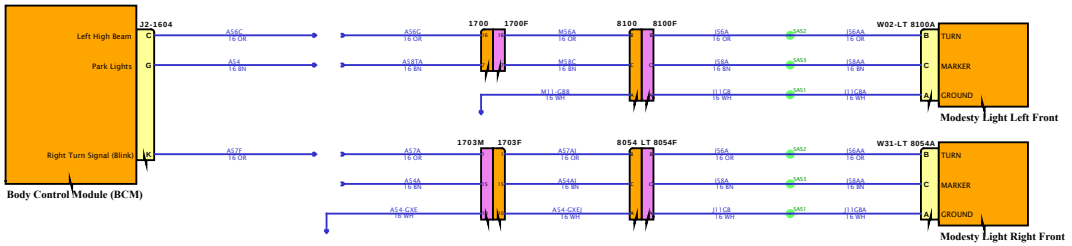

DESIGN DESCRIPTION

FEATURE CODES

SOFTWARE FEATURE CODES

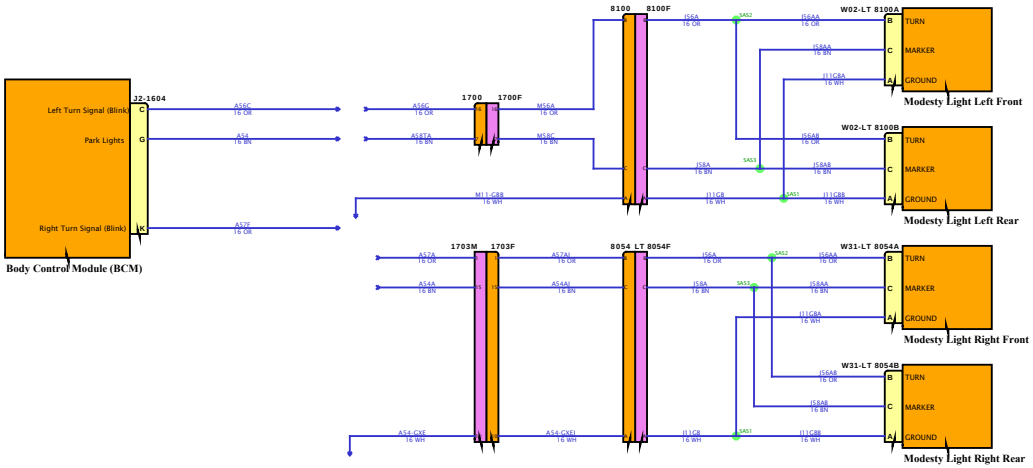

DESIGN DESCRIPTION

FEATURE CODES

SOFTWARE FEATURE CODES

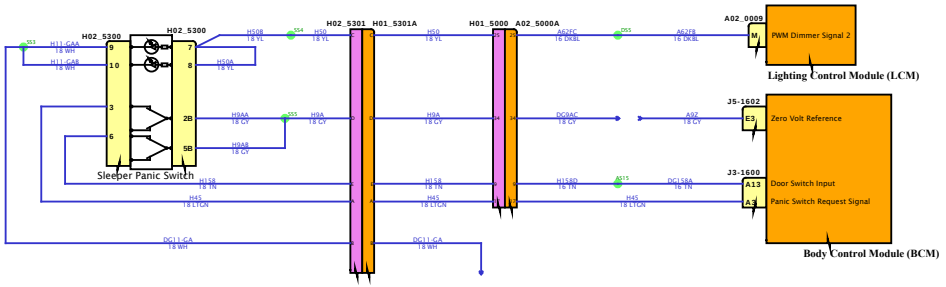

DESIGN DESCRIPTION

FEATURE CODES

SOFTWARE FEATURE CODES

Diagram1

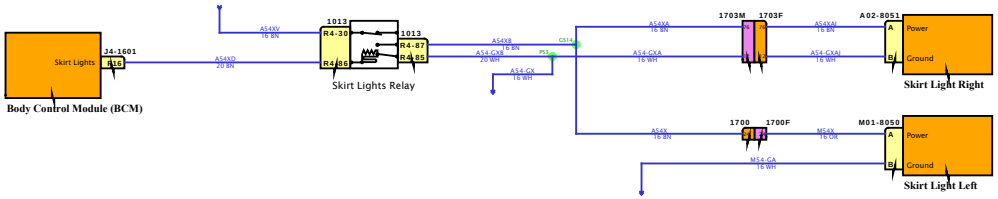

DESIGN DESCRIPTION

FEATURE CODES

SOFTWARE FEATURE CODES

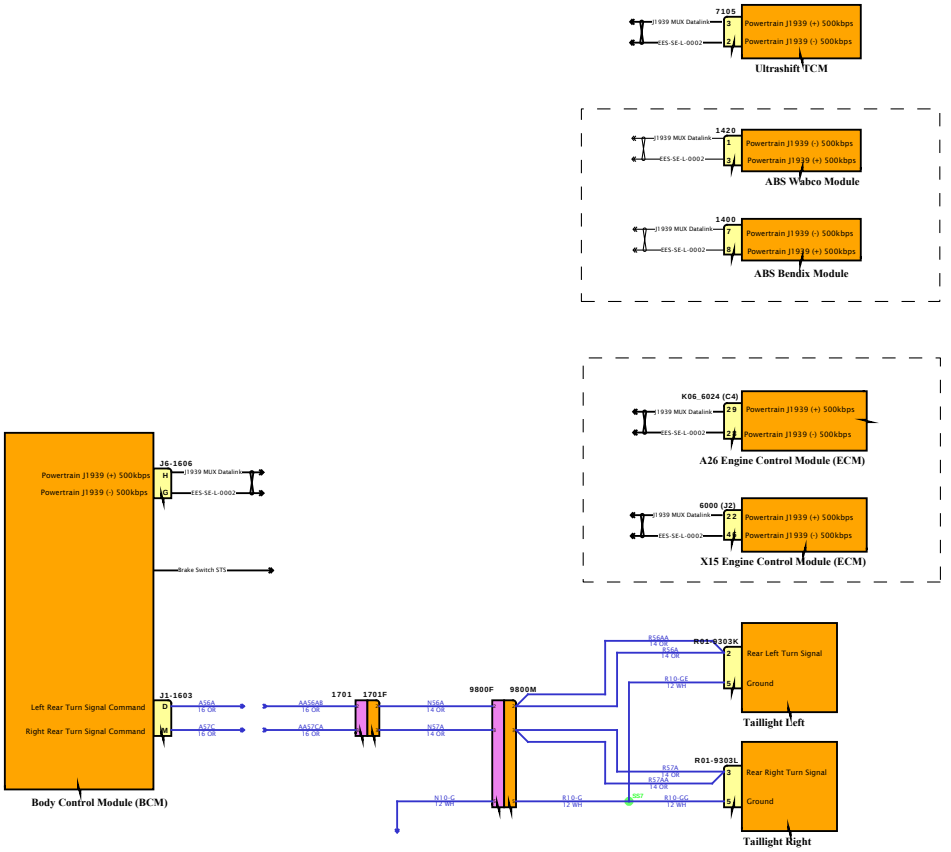

DESIGN DESCRIPTION

FEATURE CODES

SOFTWARE FEATURE CODES

DESIGN DESCRIPTION

FEATURE CODES

SOFTWARE FEATURE CODES

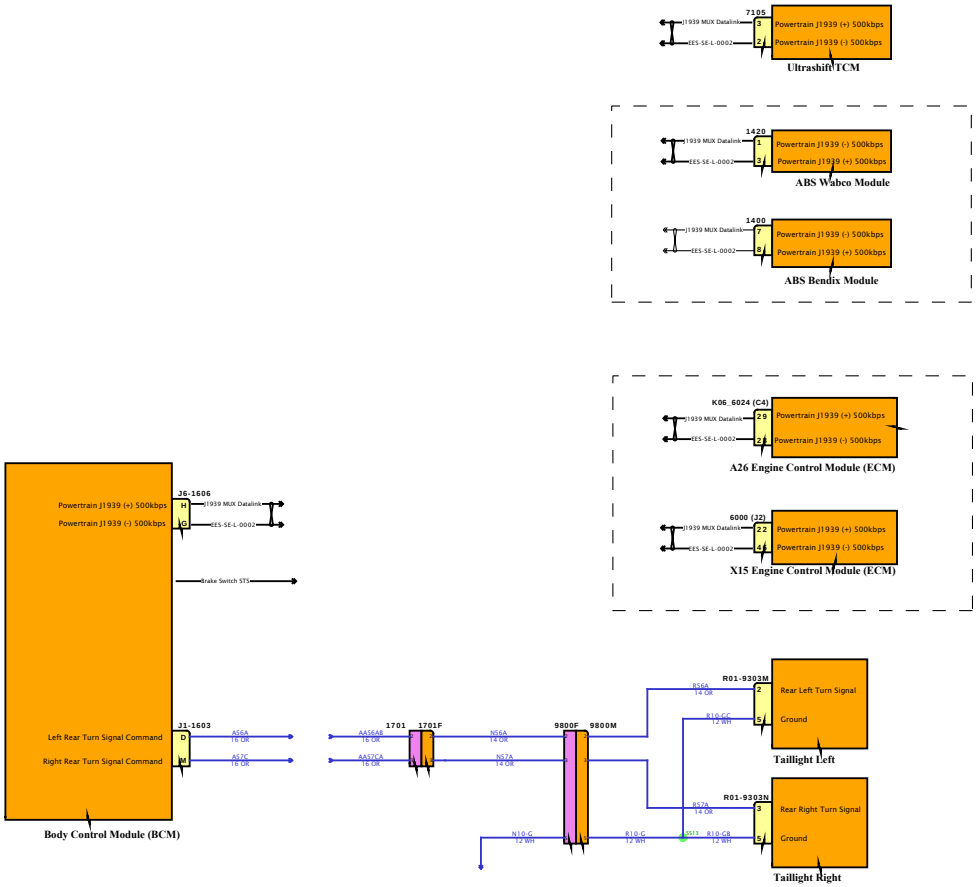

DESIGN DESCRIPTION

FEATURE CODES

SOFTWARE FEATURE CODES

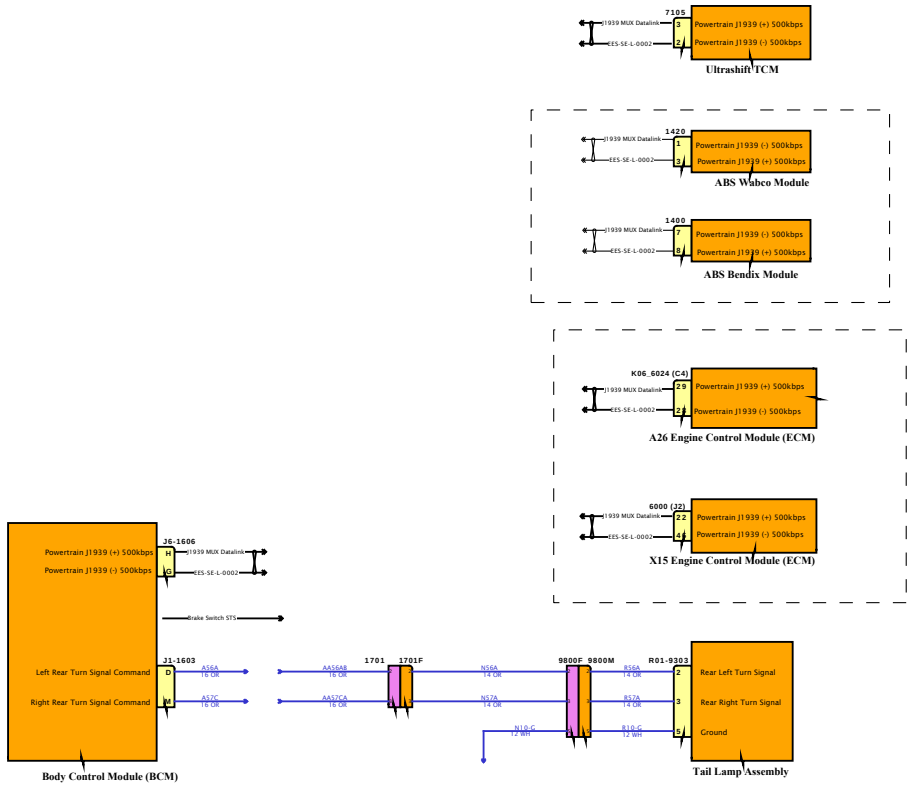

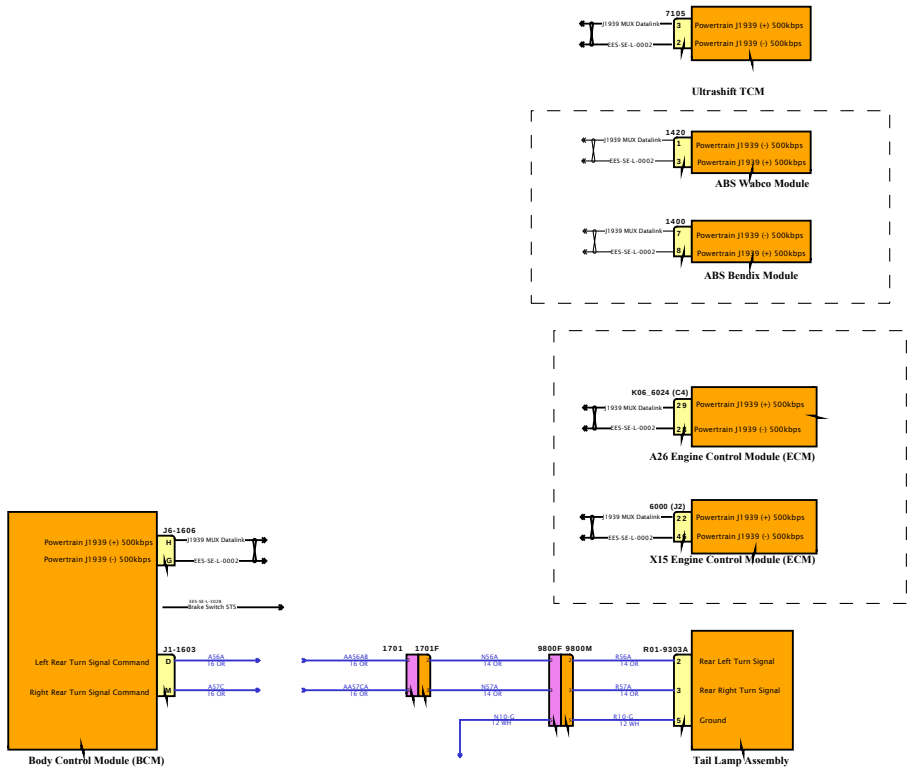

DESIGN DESCRIPTION

FEATURE CODES

SOFTWARE FEATURE CODES

DESIGN DESCRIPTION

FEATURE CODES

SOFTWARE FEATURE CODES

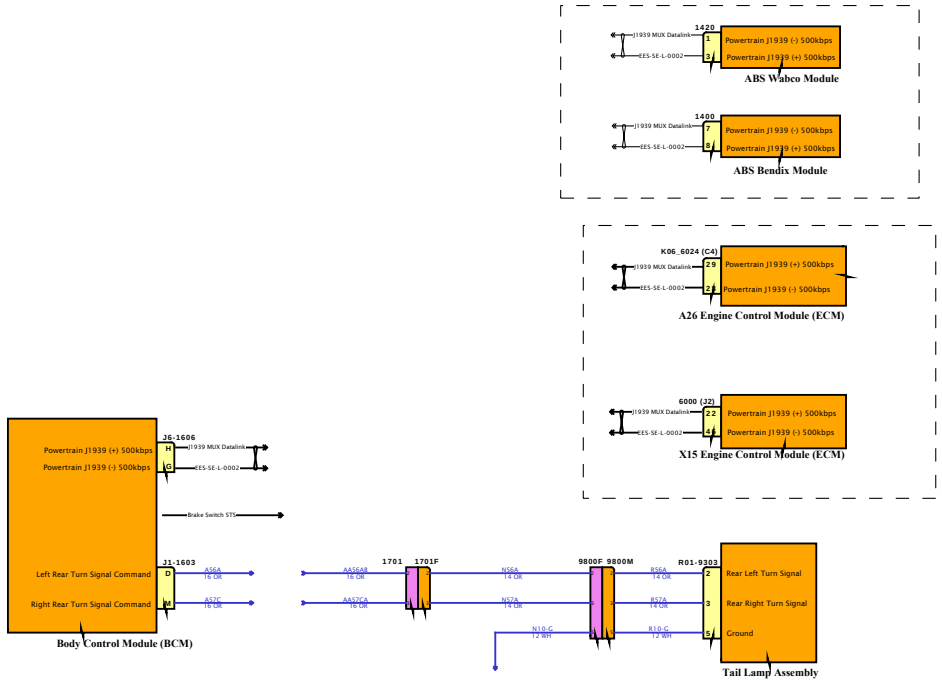

DESIGN DESCRIPTION

FEATURE CODES

SOFTWARE FEATURE CODES

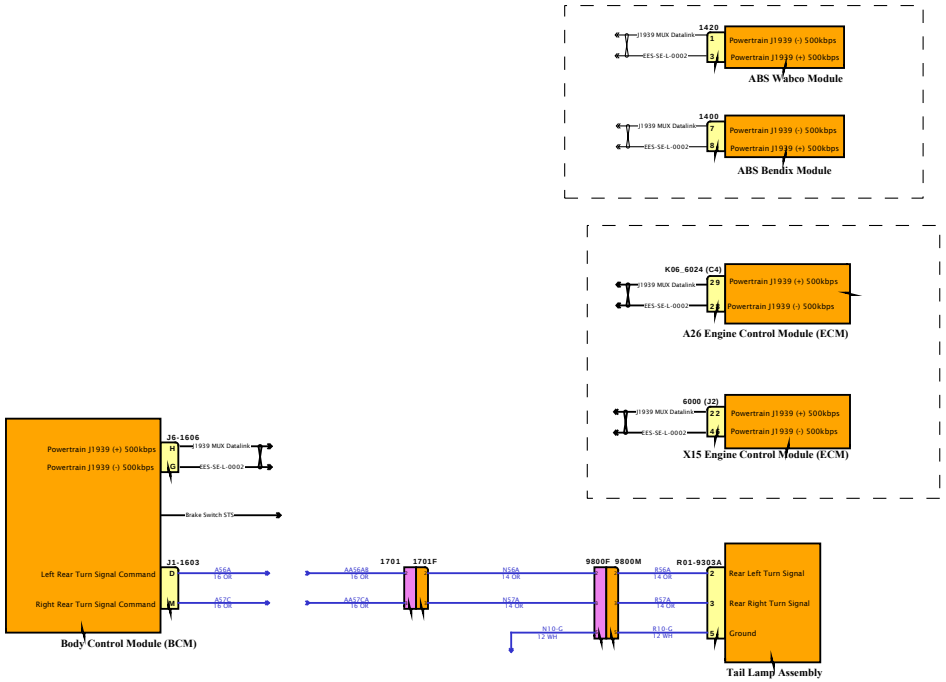

Diagram1

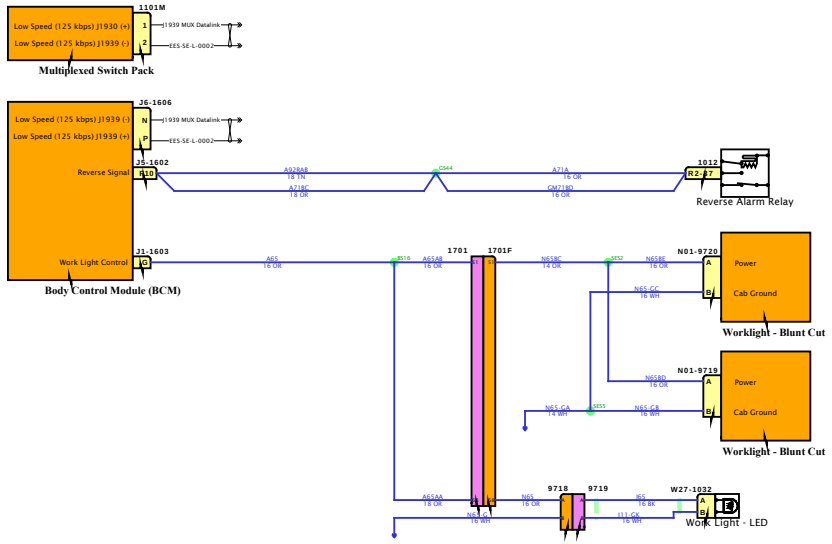

DESIGN DESCRIPTION

FEATURE CODES

SOFTWARE FEATURE CODES

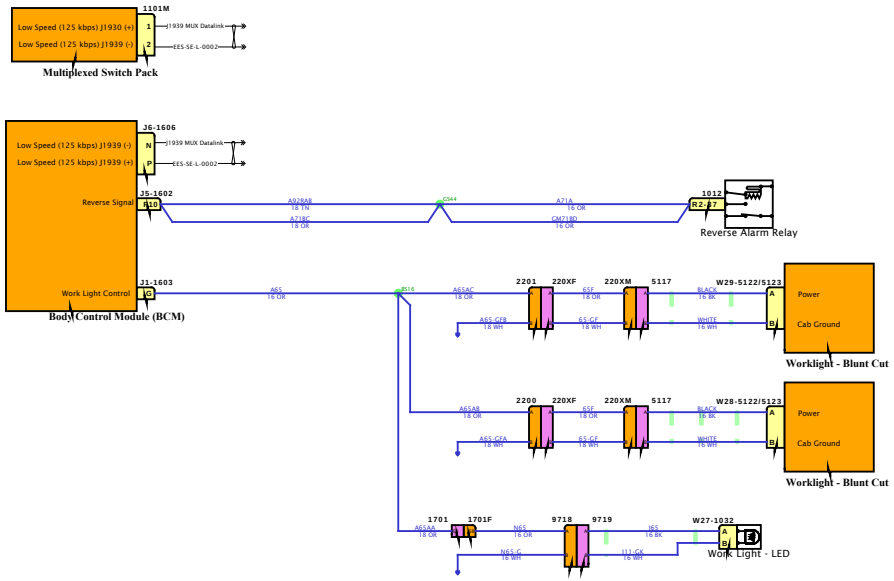

DESIGN DESCRIPTION

FEATURE CODES

SOFTWARE FEATURE CODES

Diagram1

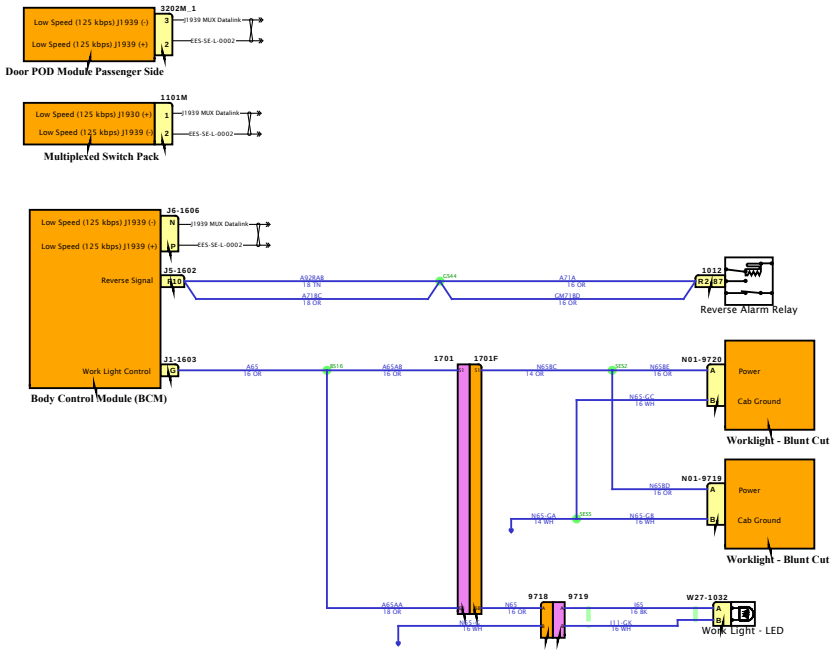

DESIGN DESCRIPTION

FEATURE CODES

SOFTWARE FEATURE CODES

DESIGN DESCRIPTION

FEATURE CODES

SOFTWARE FEATURE CODES

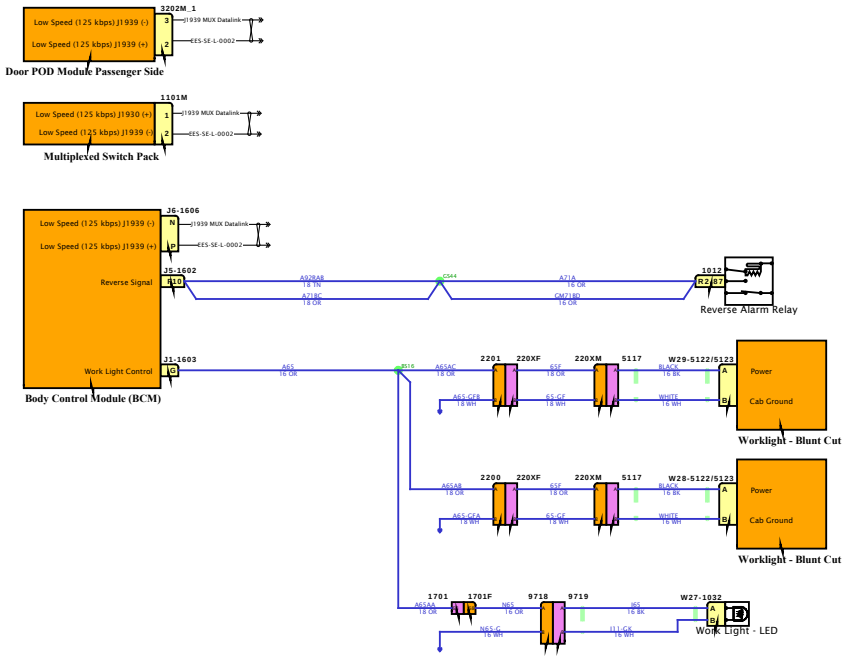

Diagram1

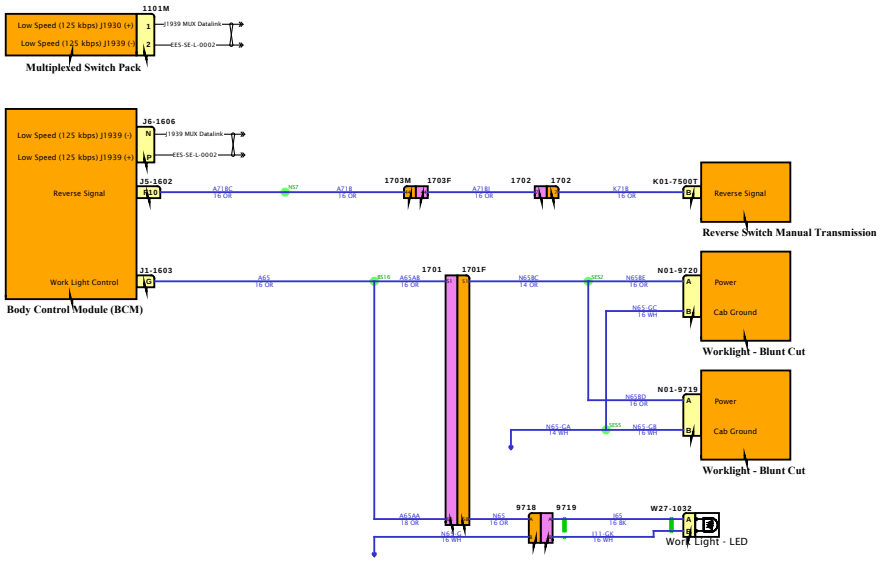

DESIGN DESCRIPTION

FEATURE CODES

SOFTWARE FEATURE CODES

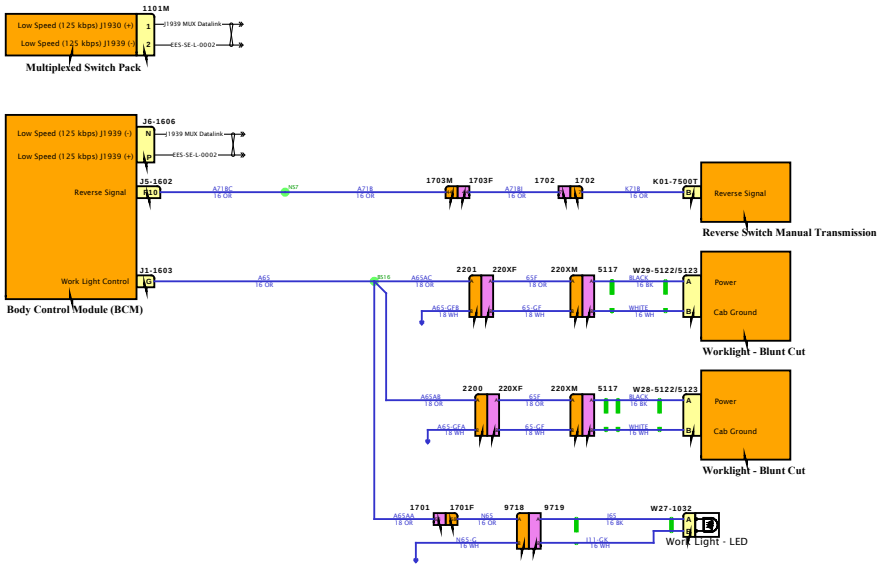

DESIGN DESCRIPTION

FEATURE CODES

SOFTWARE FEATURE CODES

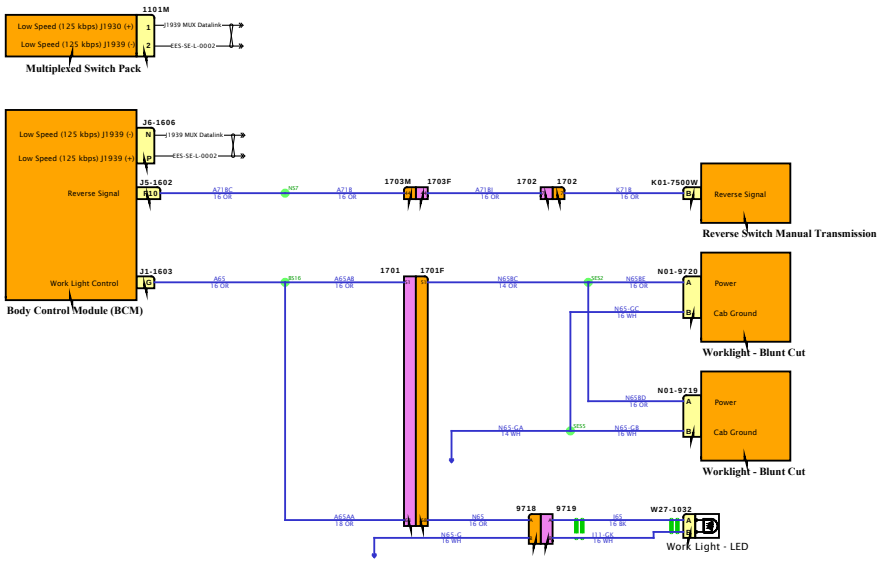

DESIGN DESCRIPTION

FEATURE CODES

SOFTWARE FEATURE CODES

DESIGN DESCRIPTION

FEATURE CODES

SOFTWARE FEATURE CODES

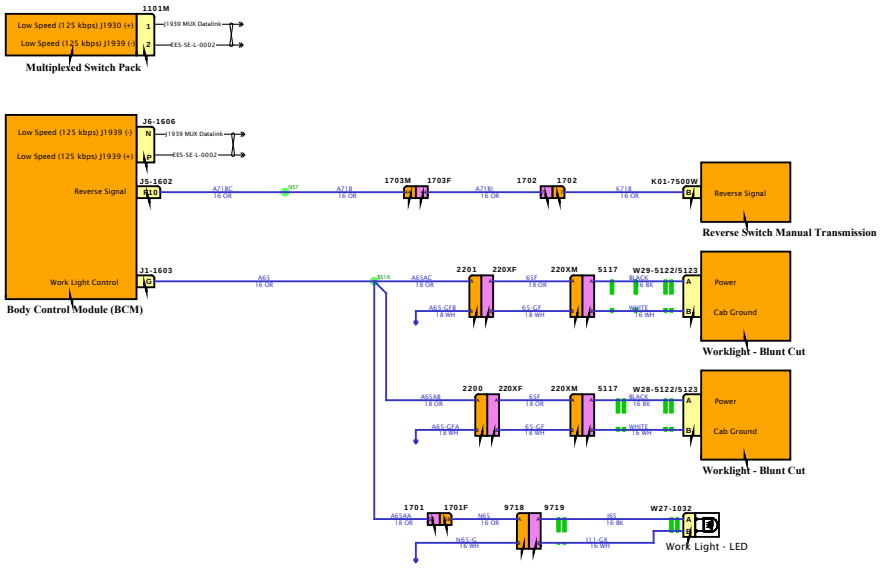

DESIGN DESCRIPTION

FEATURE CODES

SOFTWARE FEATURE CODES

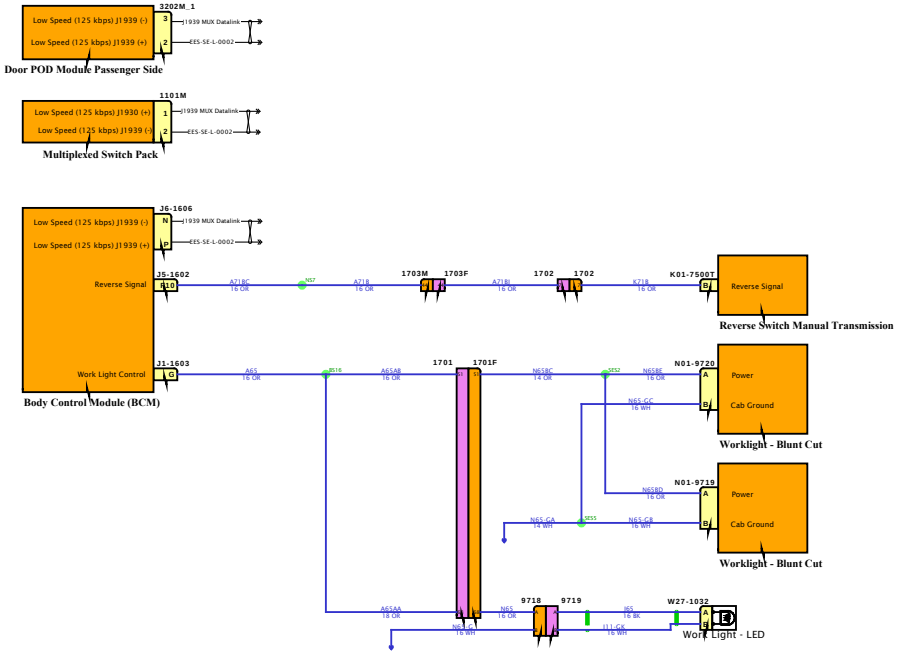

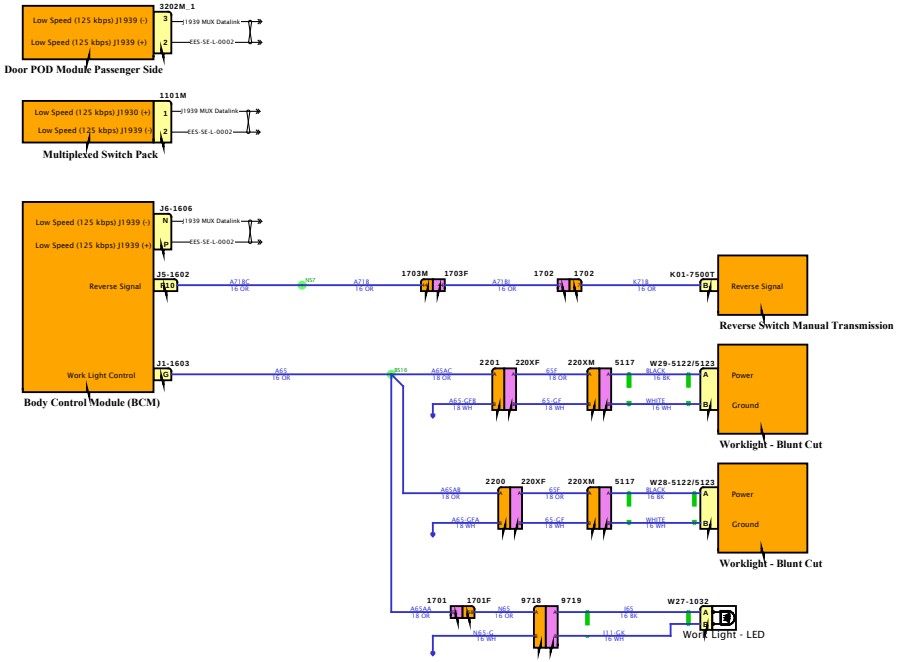

DESIGN DESCRIPTION

FEATURE CODES

SOFTWARE FEATURE CODES

DESIGN DESCRIPTION

FEATURE CODES

SOFTWARE FEATURE CODES

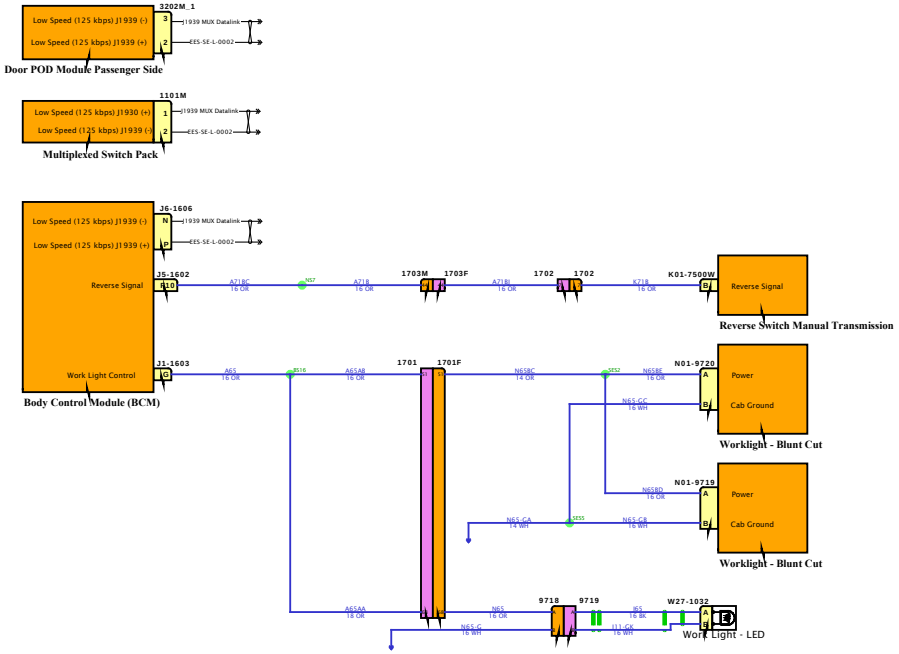

DESIGN DESCRIPTION

FEATURE CODES

SOFTWARE FEATURE CODES

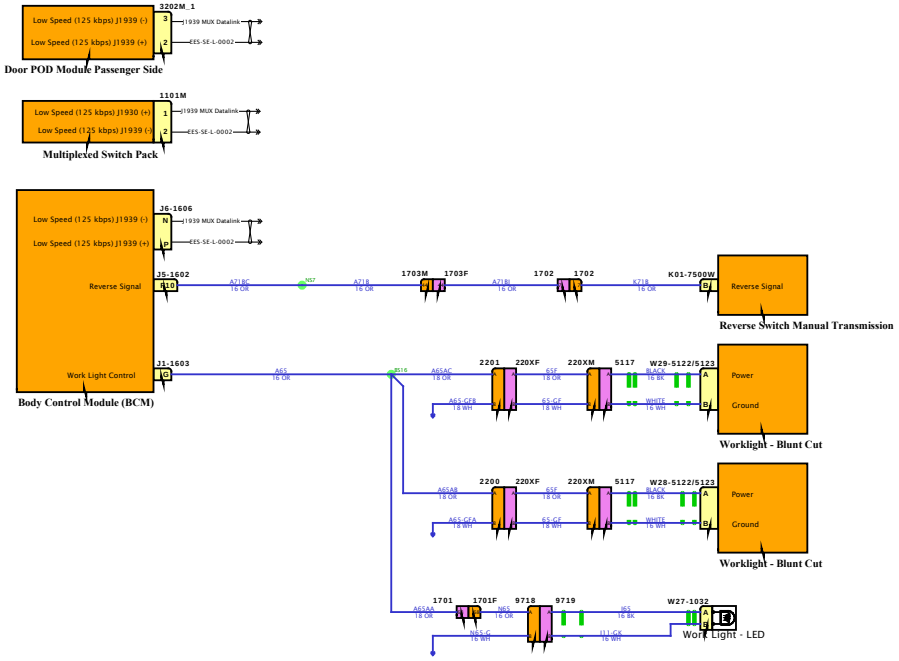

Diagram1

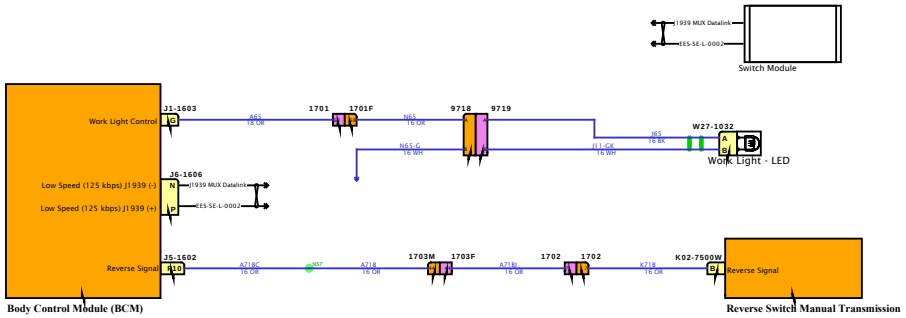

DESIGN DESCRIPTION

FEATURE CODES

SOFTWARE FEATURE CODES

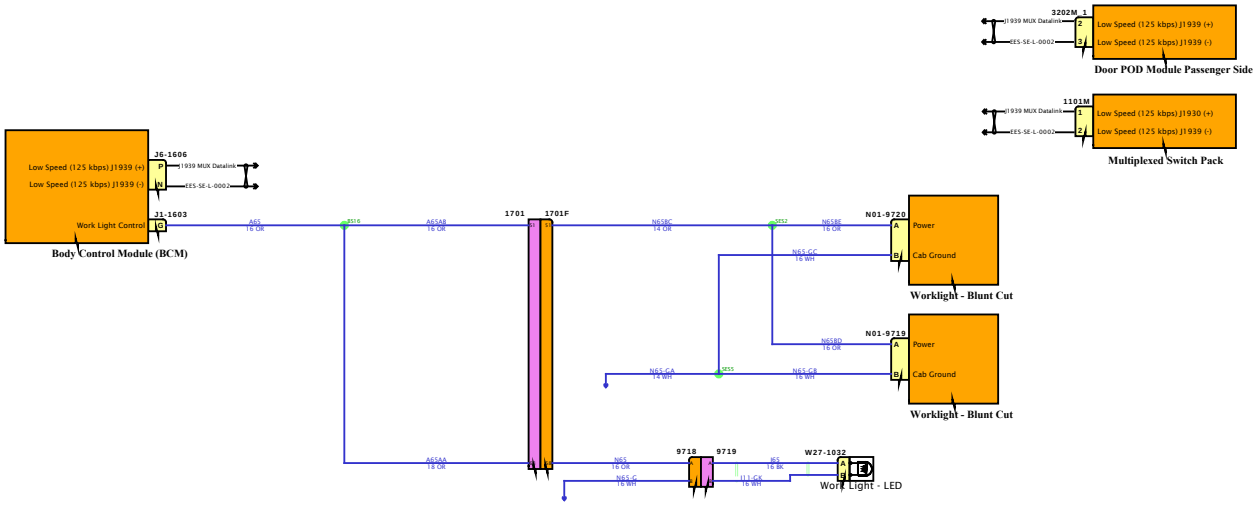

DESIGN DESCRIPTION

FEATURE CODES

SOFTWARE FEATURE CODES

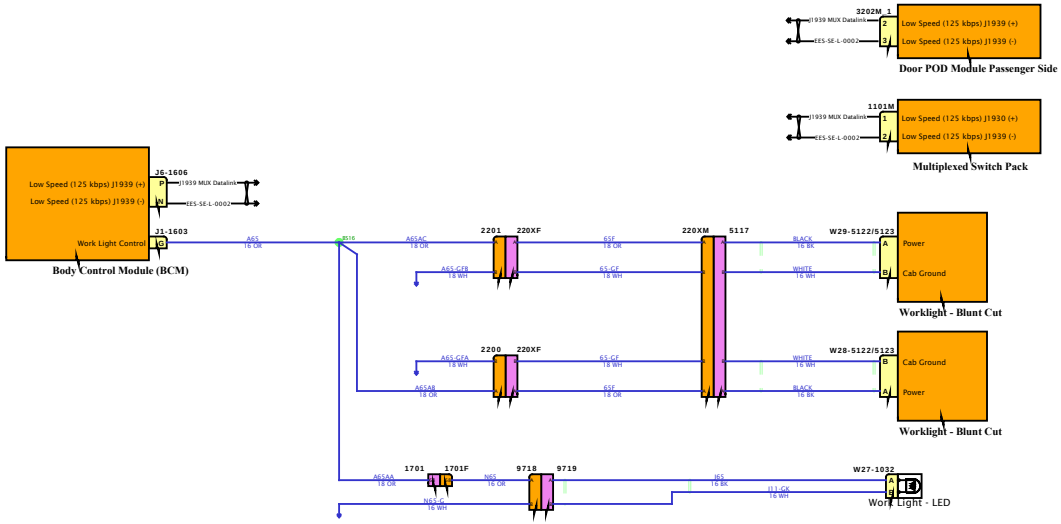

DESIGN DESCRIPTION

FEATURE CODES

SOFTWARE FEATURE CODES

Diagram1

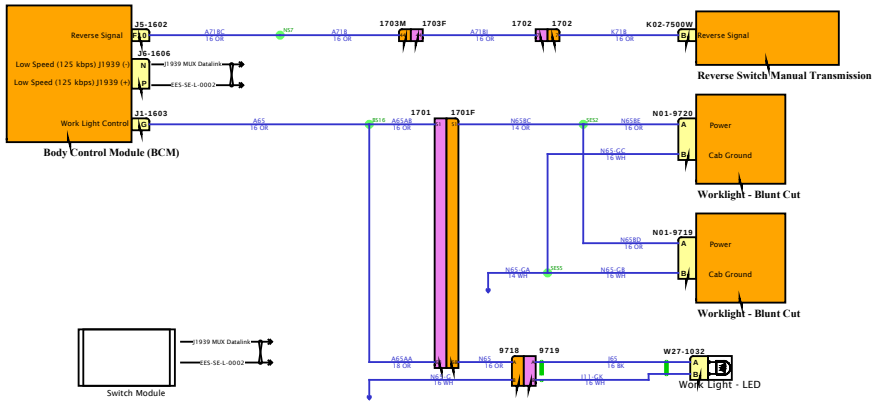

DESIGN DESCRIPTION

FEATURE CODES

SOFTWARE FEATURE CODES

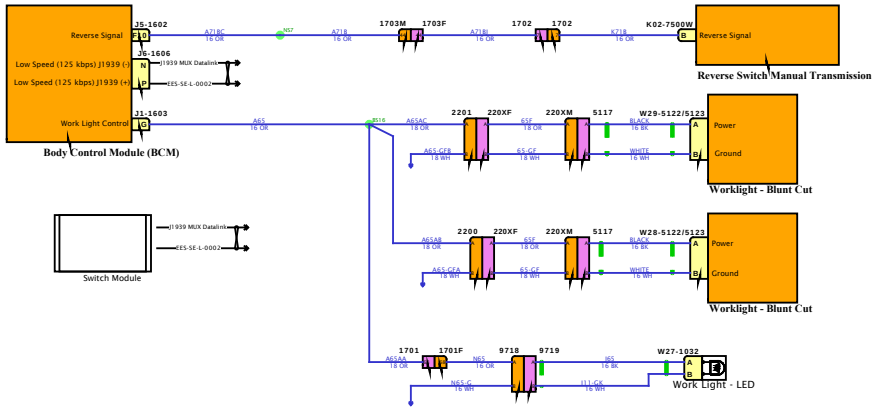

DESIGN DESCRIPTION

FEATURE CODES

SOFTWARE FEATURE CODES

Diagram1

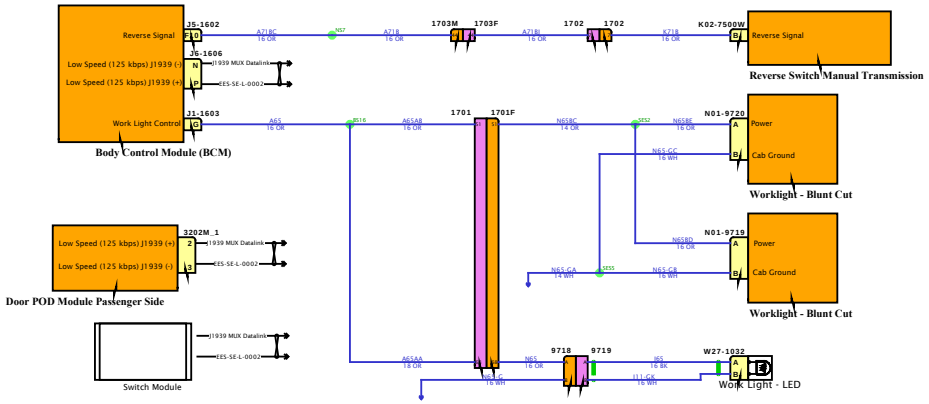

DESIGN DESCRIPTION

FEATURE CODES

SOFTWARE FEATURE CODES

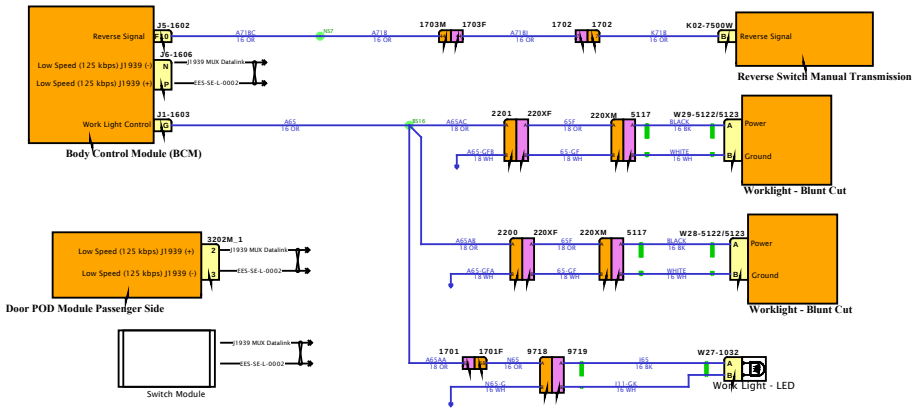

DESIGN DESCRIPTION

FEATURE CODES

SOFTWARE FEATURE CODES

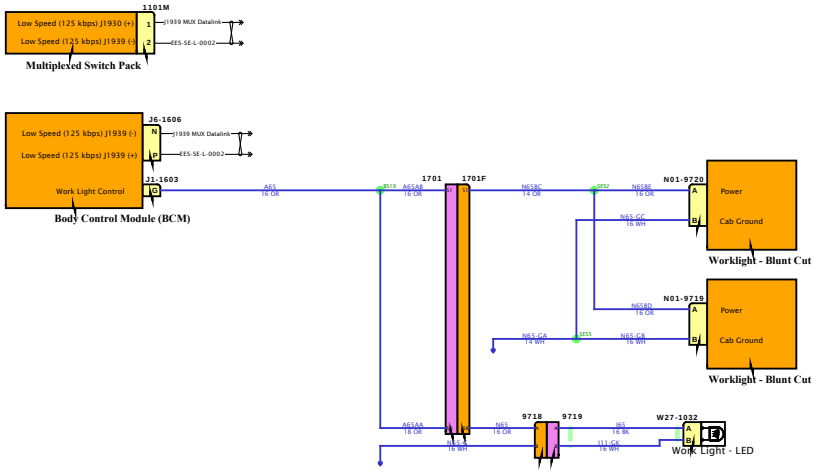

DESIGN DESCRIPTION

FEATURE CODES

SOFTWARE FEATURE CODES

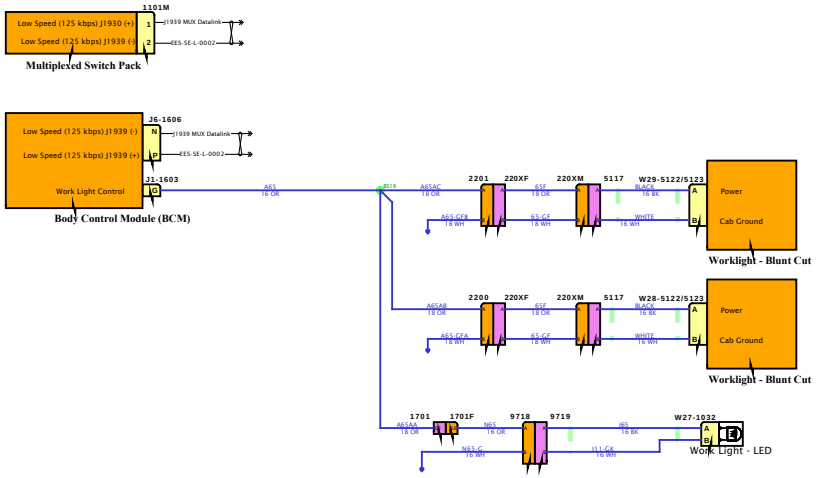

DESIGN DESCRIPTION

FEATURE CODES

SOFTWARE FEATURE CODES

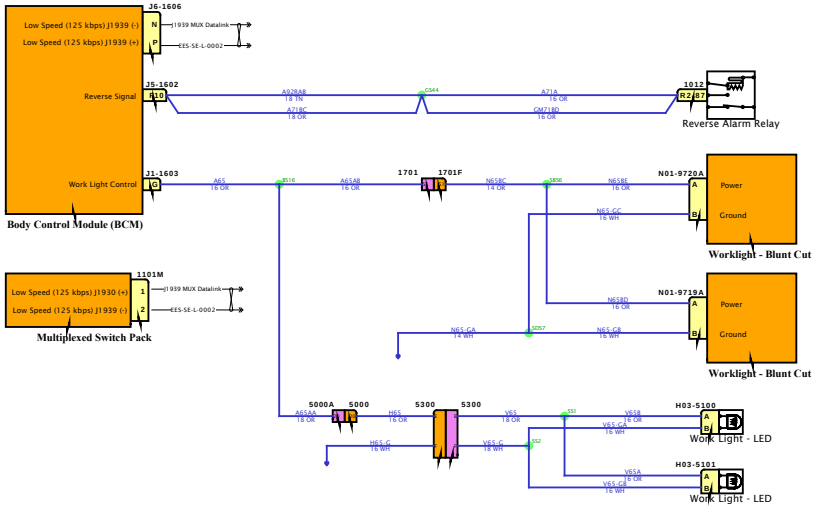

DESIGN DESCRIPTION

FEATURE CODES

SOFTWARE FEATURE CODES

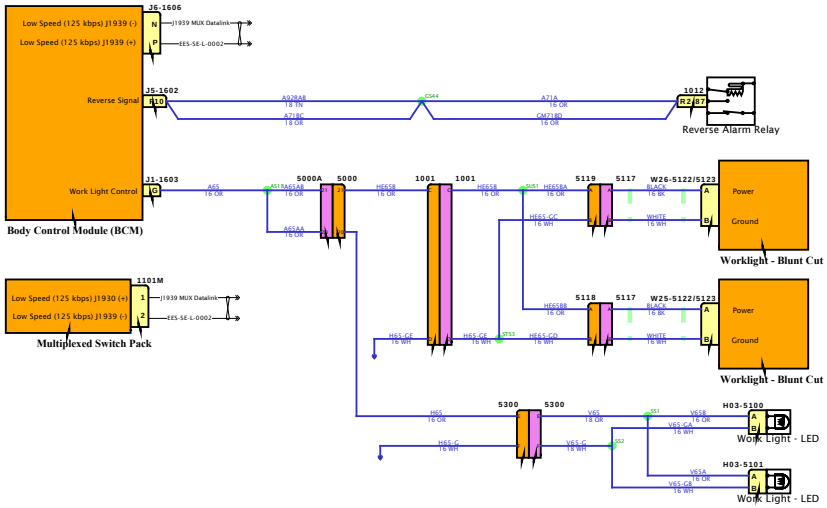

DESIGN DESCRIPTION

FEATURE CODES

SOFTWARE FEATURE CODES

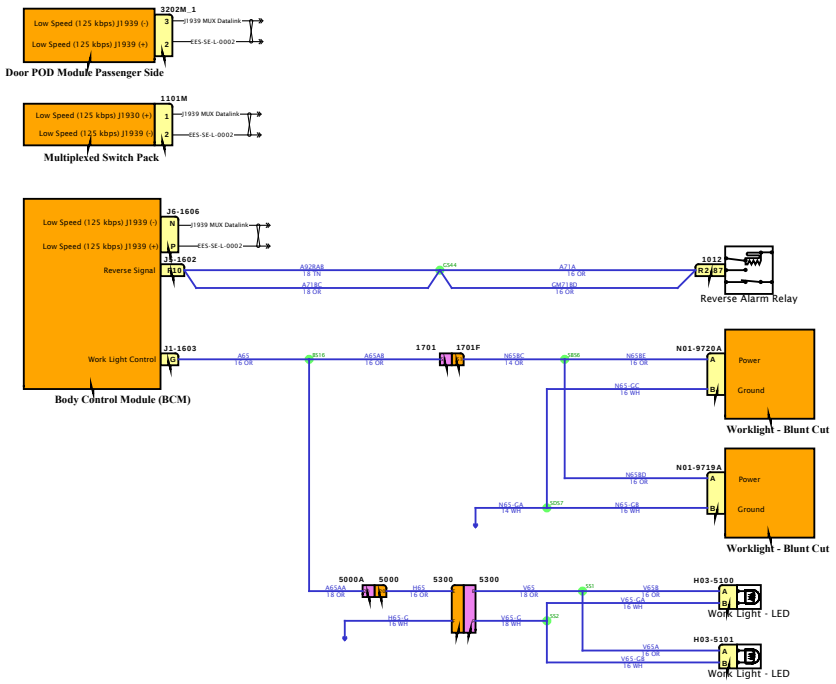

DESIGN DESCRIPTION

FEATURE CODES

SOFTWARE FEATURE CODES

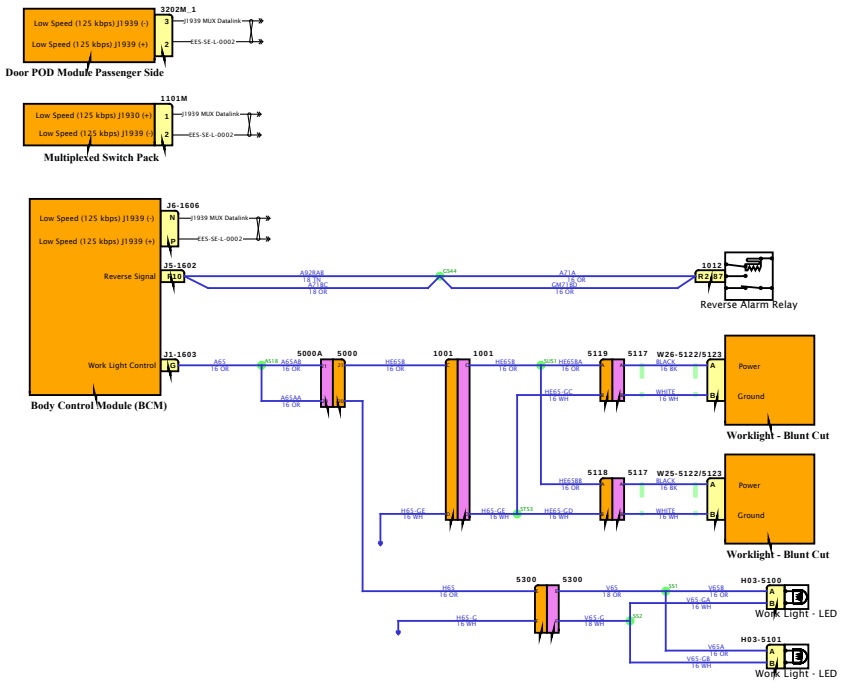

DESIGN DESCRIPTION

FEATURE CODES

SOFTWARE FEATURE CODES

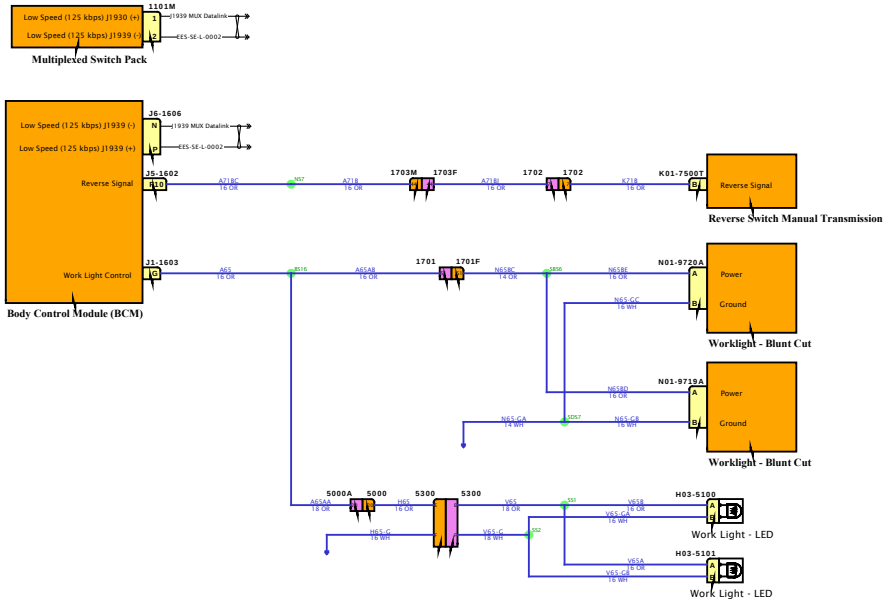

DESIGN DESCRIPTION

FEATURE CODES

SOFTWARE FEATURE CODES

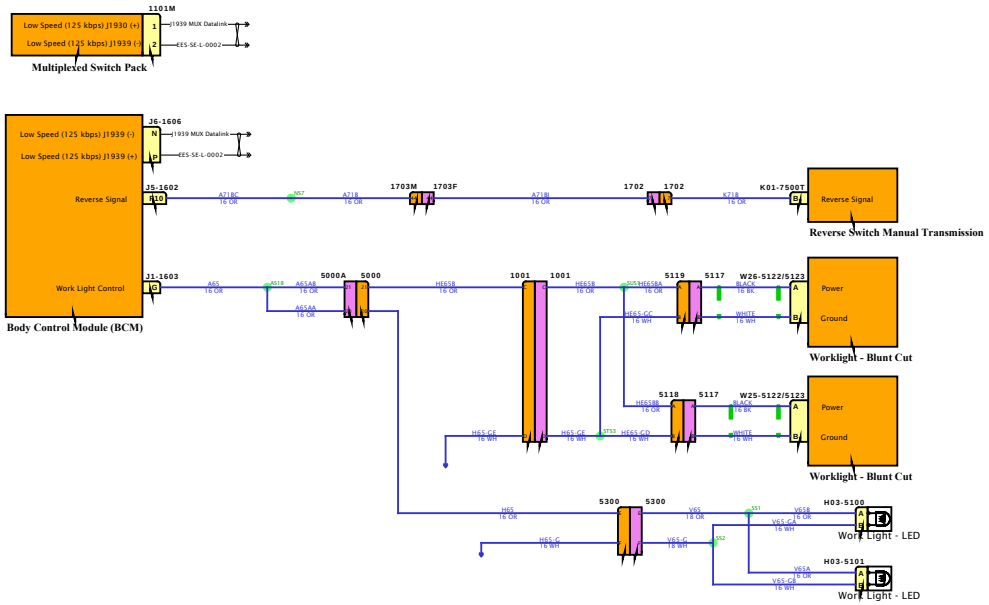

DESIGN DESCRIPTION

FEATURE CODES

SOFTWARE FEATURE CODES

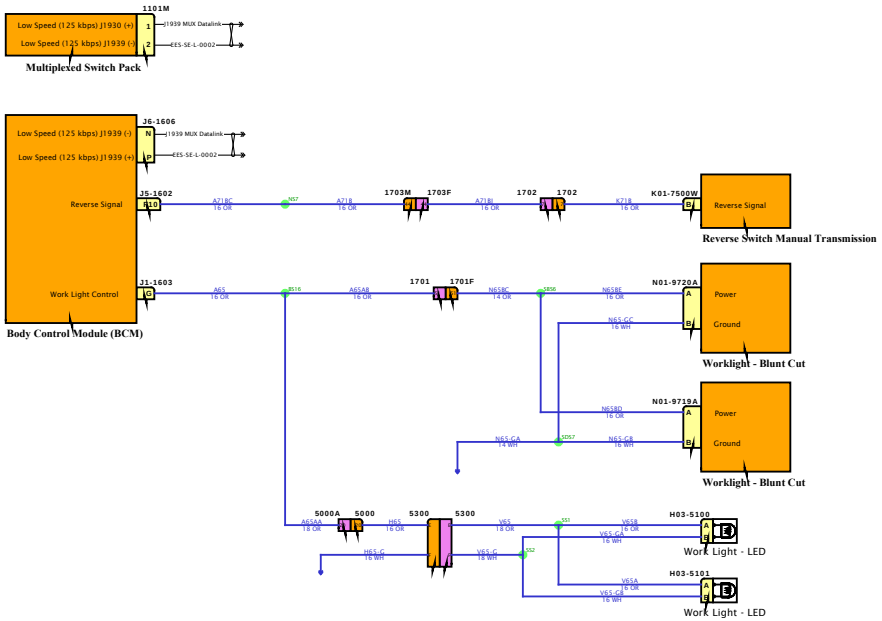

DESIGN DESCRIPTION

FEATURE CODES

SOFTWARE FEATURE CODES

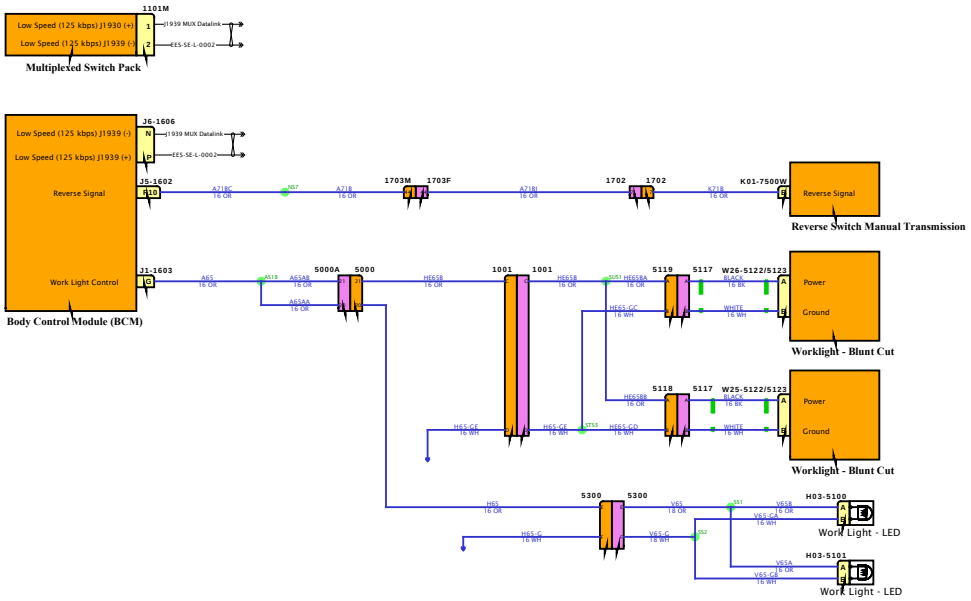

DESIGN DESCRIPTION

FEATURE CODES

SOFTWARE FEATURE CODES

DESIGN DESCRIPTION

FEATURE CODES

SOFTWARE FEATURE CODES

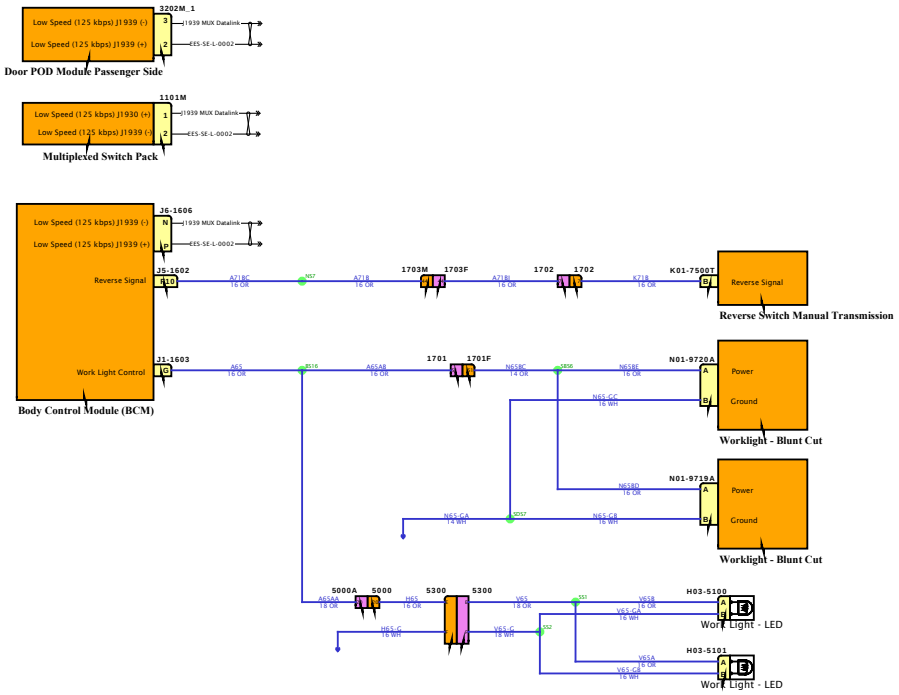

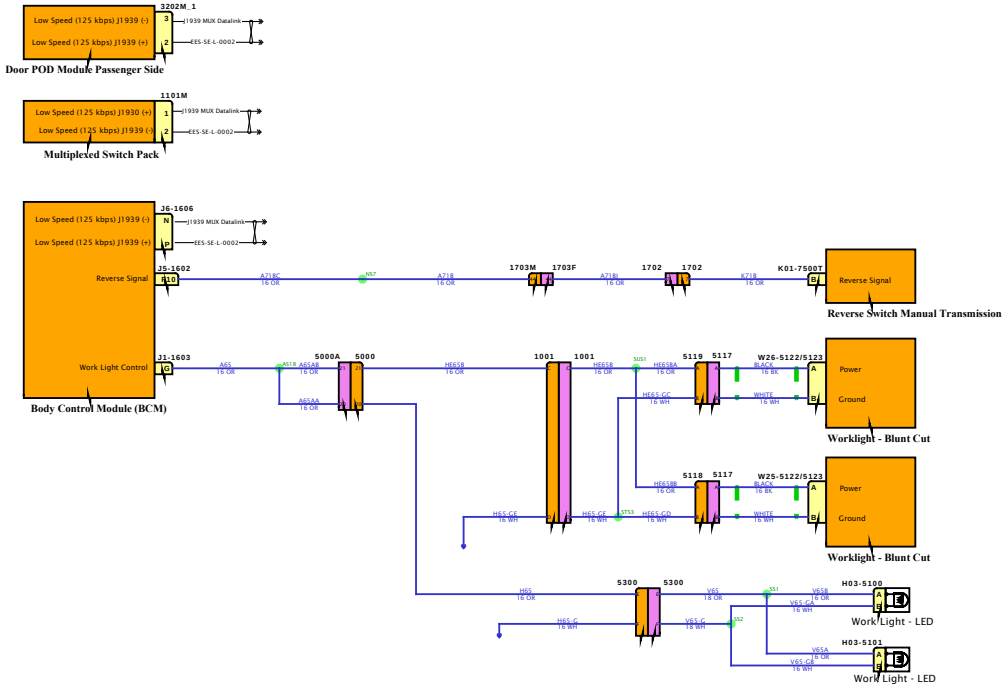

DESIGN DESCRIPTION

FEATURE CODES

SOFTWARE FEATURE CODES

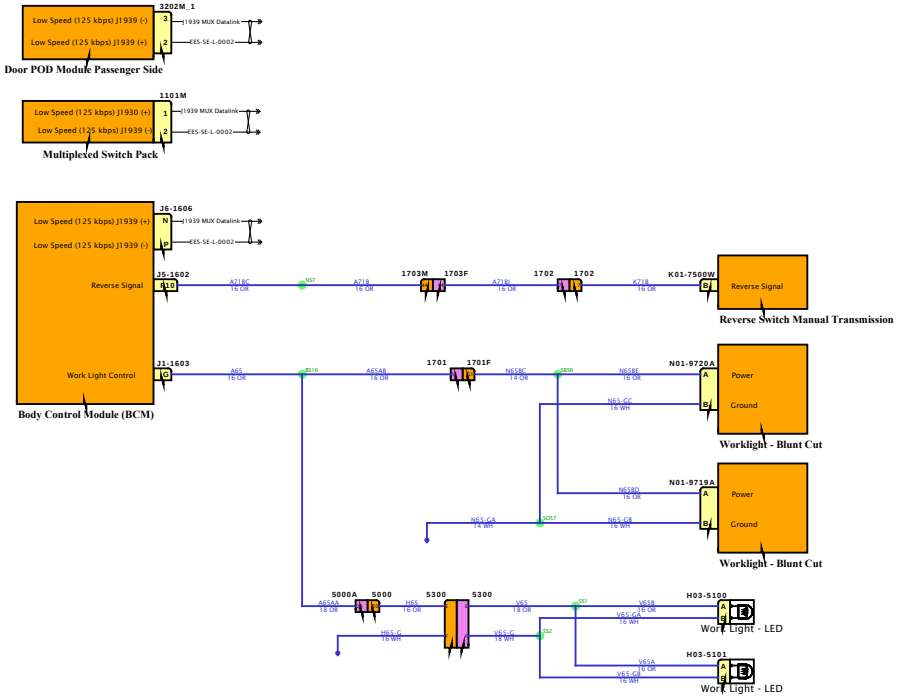

DESIGN DESCRIPTION

FEATURE CODES

SOFTWARE FEATURE CODES

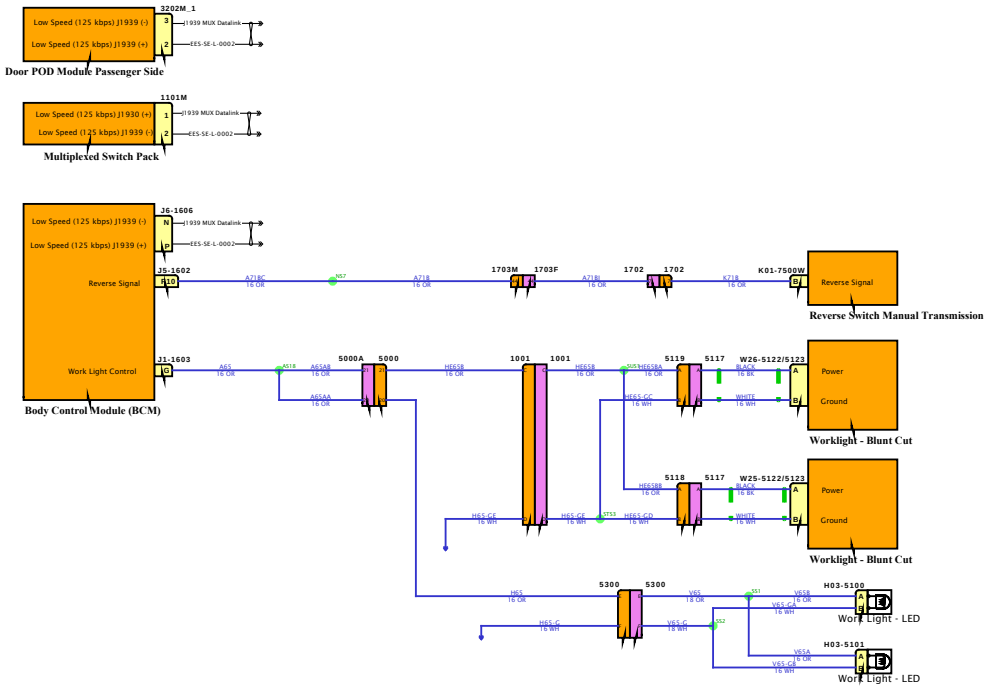

DESIGN DESCRIPTION

FEATURE CODES

SOFTWARE FEATURE CODES

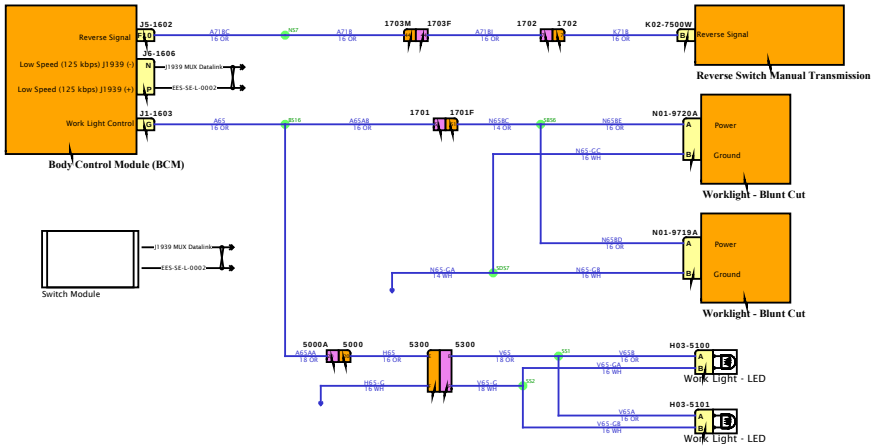

DESIGN DESCRIPTION

FEATURE CODES

SOFTWARE FEATURE CODES

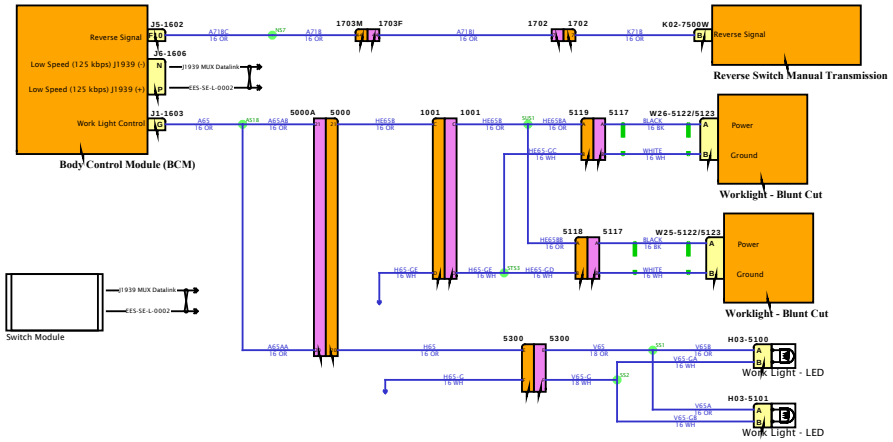

DESIGN DESCRIPTION

FEATURE CODES

SOFTWARE FEATURE CODES

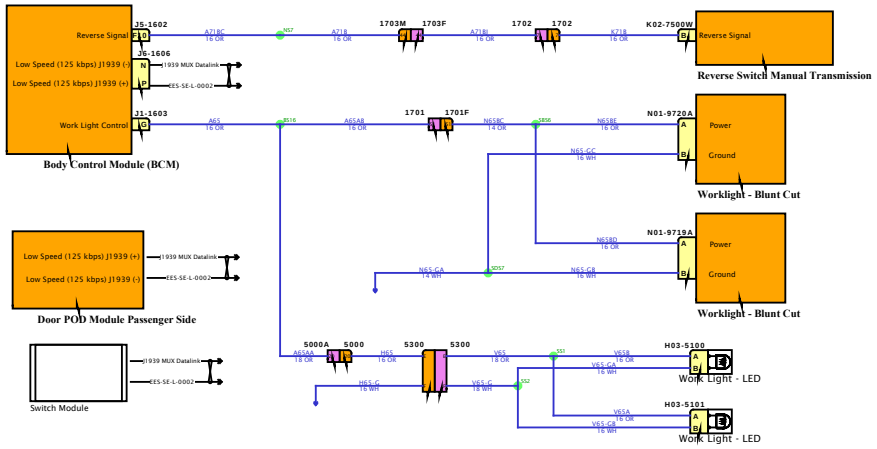

DESIGN DESCRIPTION

FEATURE CODES

SOFTWARE FEATURE CODES

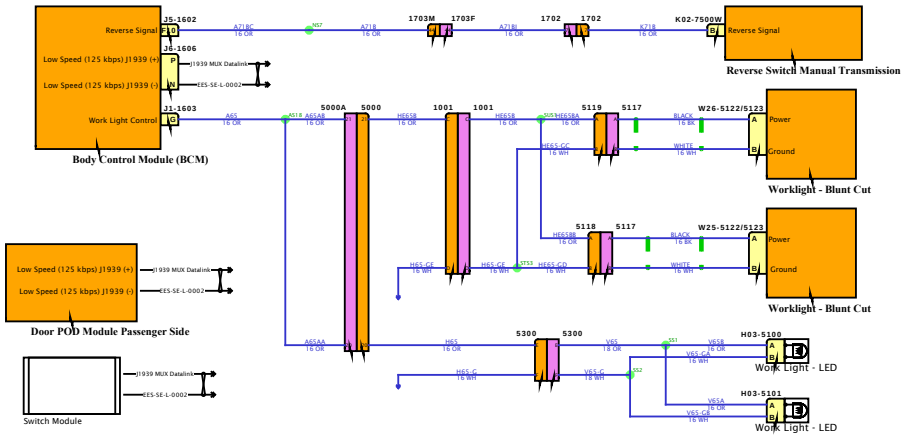

DESIGN DESCRIPTION

FEATURE CODES

SOFTWARE FEATURE CODES

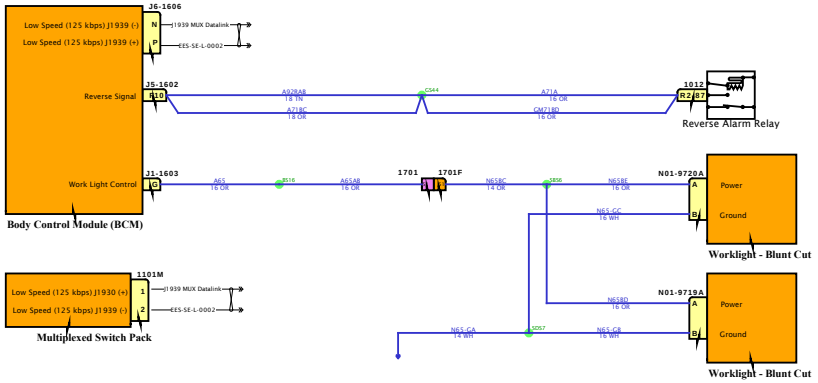

DESIGN DESCRIPTION

FEATURE CODES

SOFTWARE FEATURE CODES

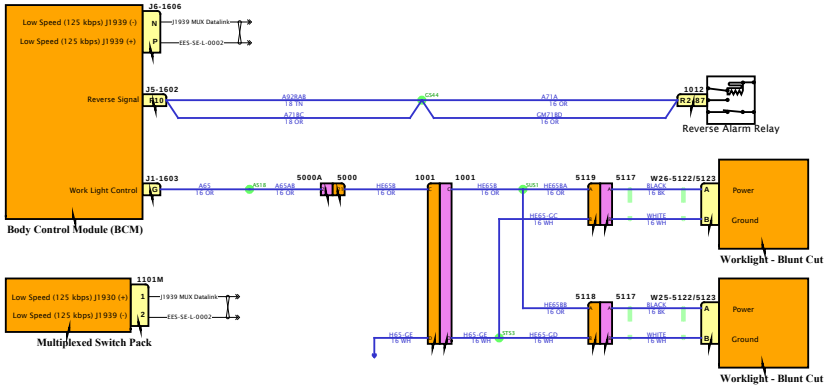

DESIGN DESCRIPTION

FEATURE CODES

SOFTWARE FEATURE CODES

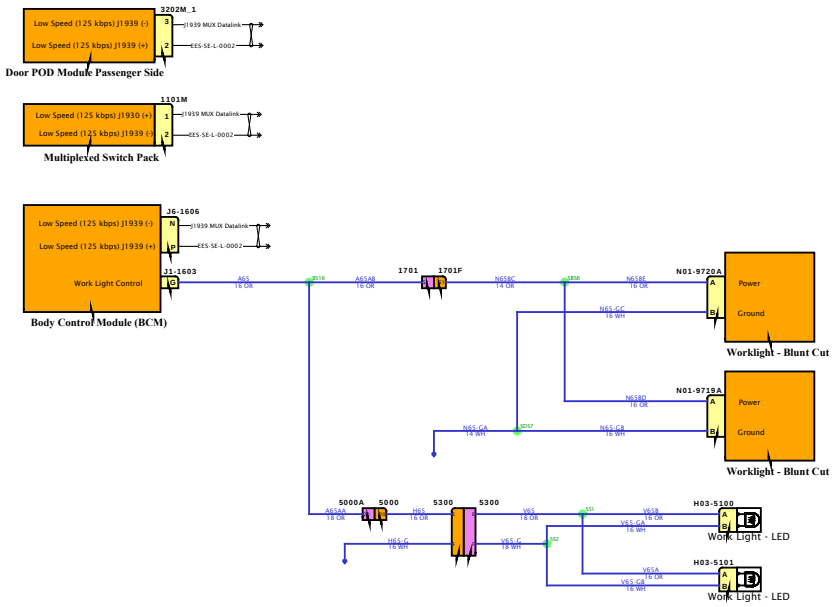

DESIGN DESCRIPTION

FEATURE CODES

SOFTWARE FEATURE CODES

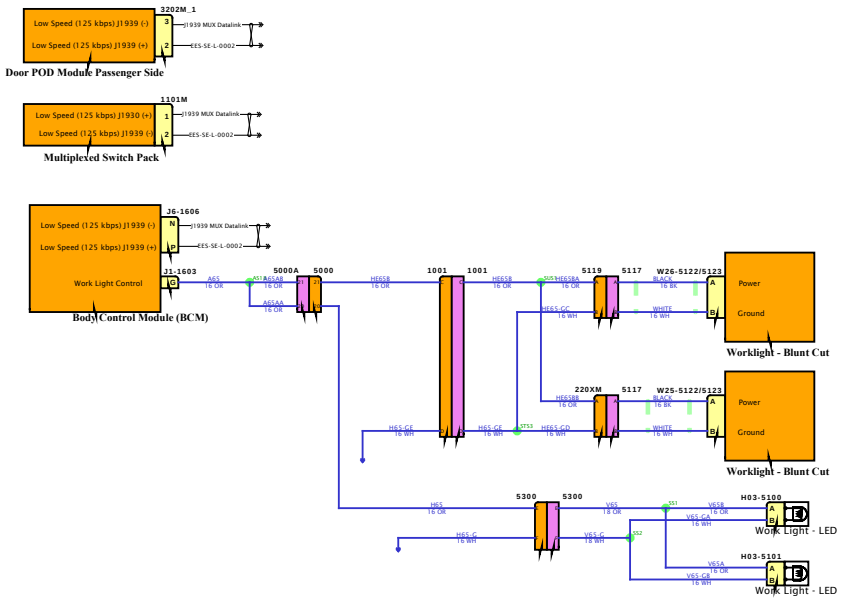

DESIGN DESCRIPTION

FEATURE CODES

SOFTWARE FEATURE CODES

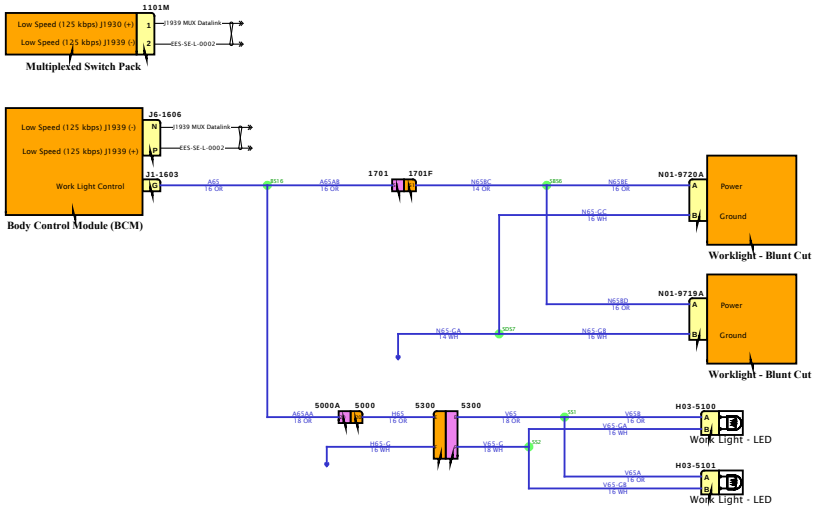

DESIGN DESCRIPTION

FEATURE CODES

SOFTWARE FEATURE CODES

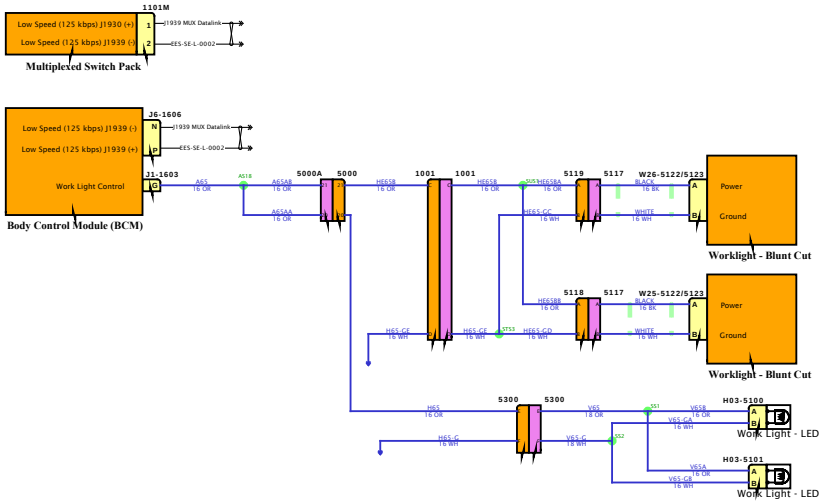

DESIGN DESCRIPTION

FEATURE CODES

SOFTWARE FEATURE CODES

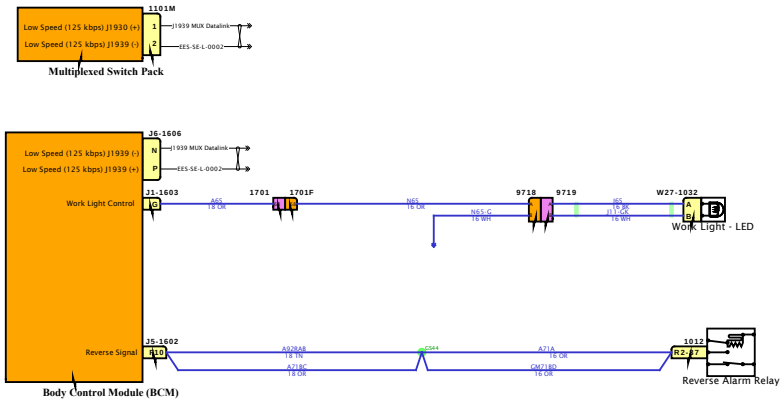

DESIGN DESCRIPTION

FEATURE CODES

SOFTWARE FEATURE CODES

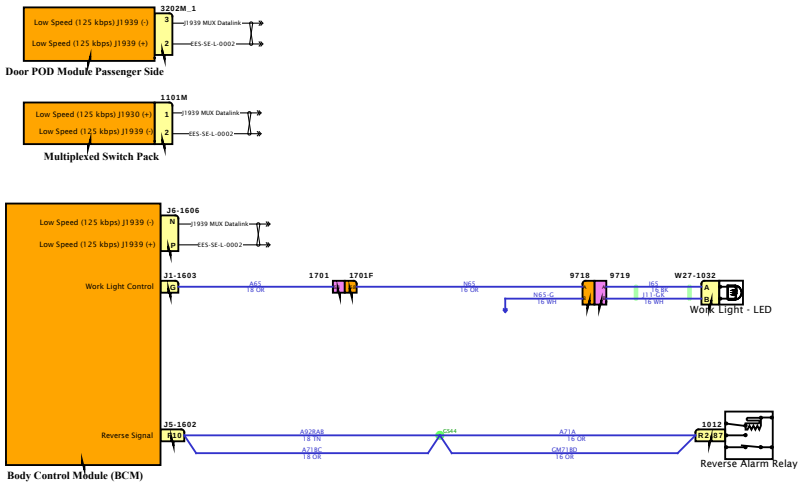

DESIGN DESCRIPTION

FEATURE CODES

SOFTWARE FEATURE CODES

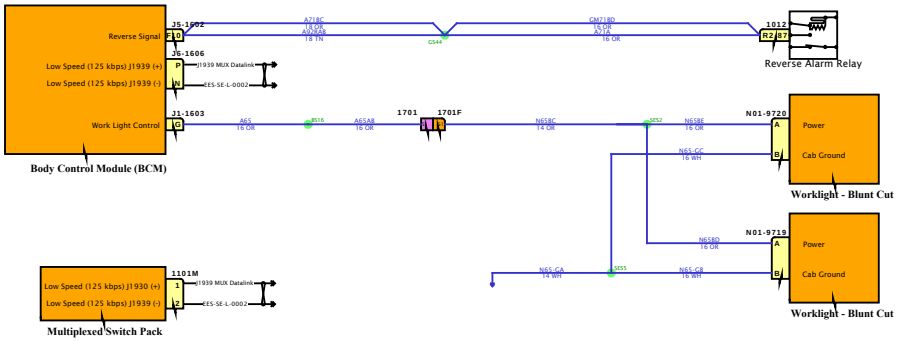

DESIGN DESCRIPTION

FEATURE CODES

SOFTWARE FEATURE CODES

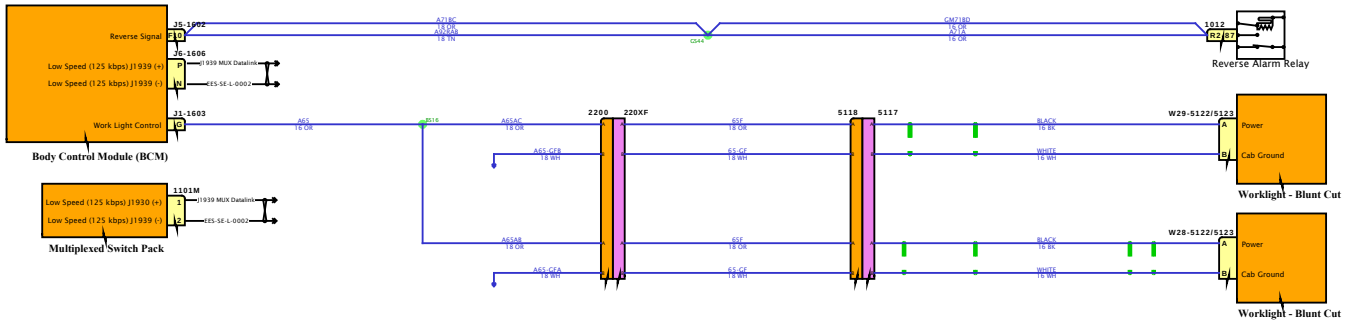

DESIGN DESCRIPTION

FEATURE CODES

SOFTWARE FEATURE CODES

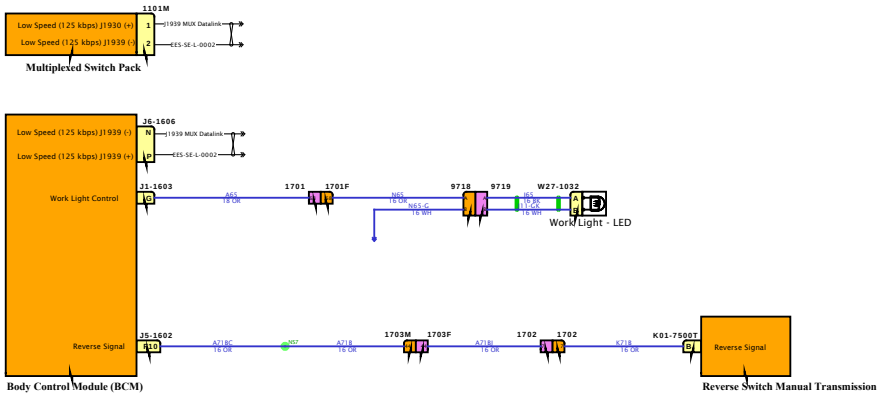

DESIGN DESCRIPTION

FEATURE CODES

SOFTWARE FEATURE CODES

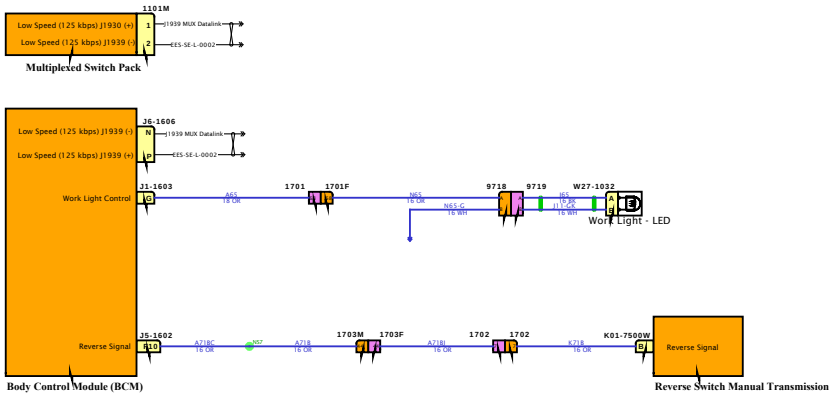

DESIGN DESCRIPTION

FEATURE CODES

SOFTWARE FEATURE CODES

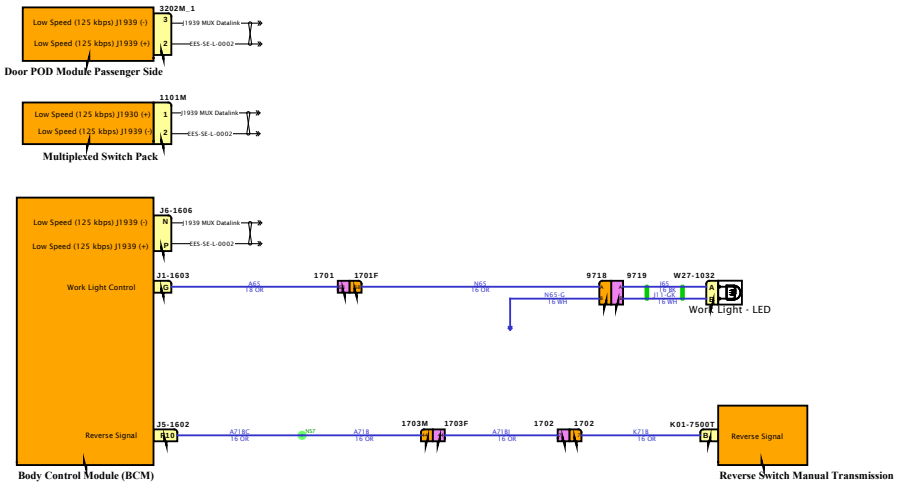

DESIGN DESCRIPTION

FEATURE CODES

SOFTWARE FEATURE CODES

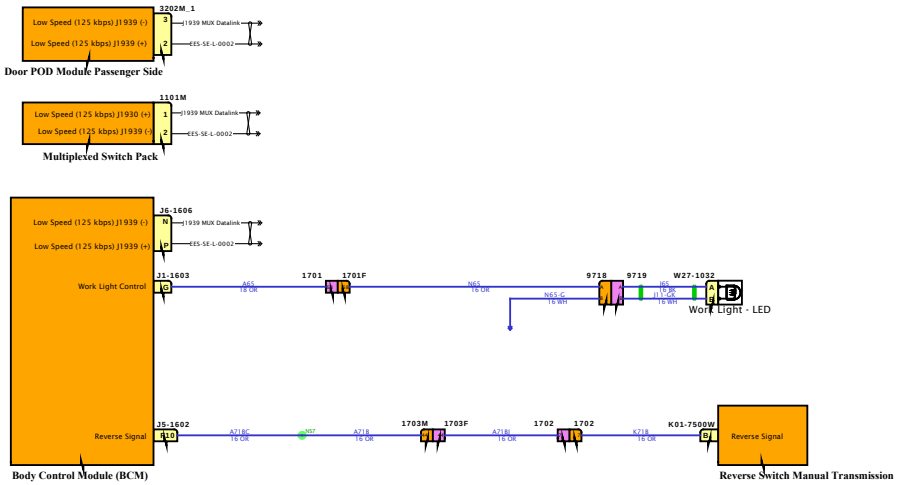

DESIGN DESCRIPTION

FEATURE CODES

SOFTWARE FEATURE CODES

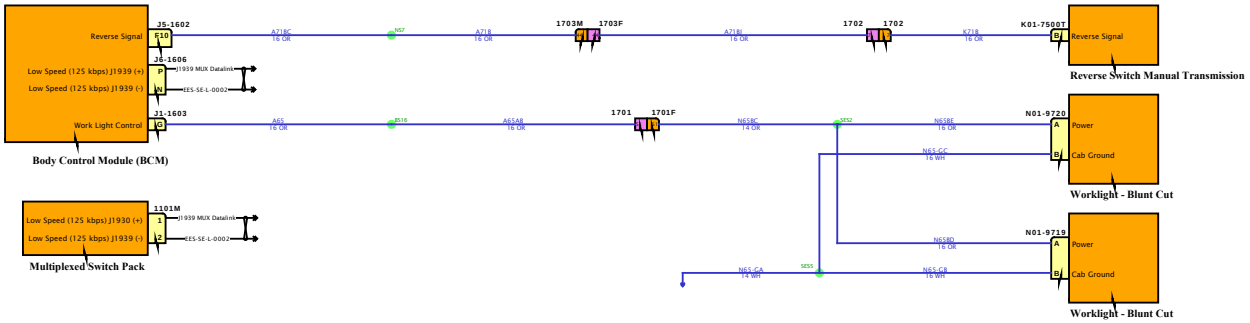

DESIGN DESCRIPTION

FEATURE CODES

SOFTWARE FEATURE CODES

Diagram2

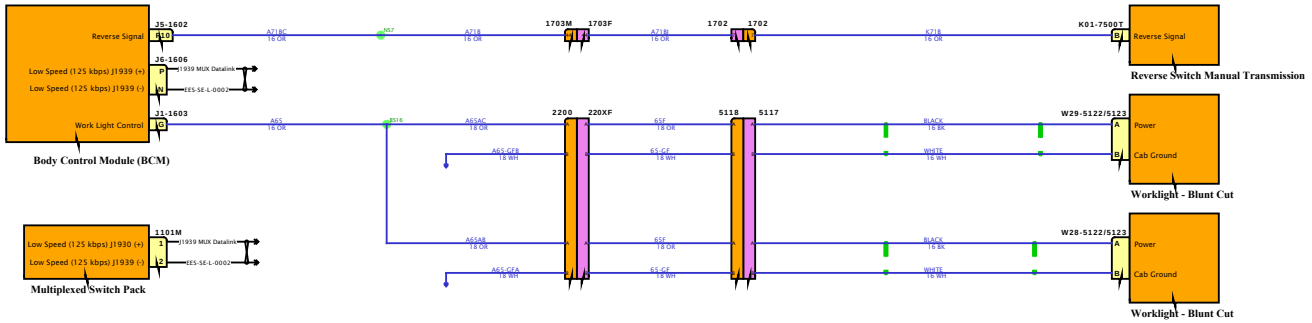

DESIGN DESCRIPTION

FEATURE CODES

SOFTWARE FEATURE CODES

Diagram3

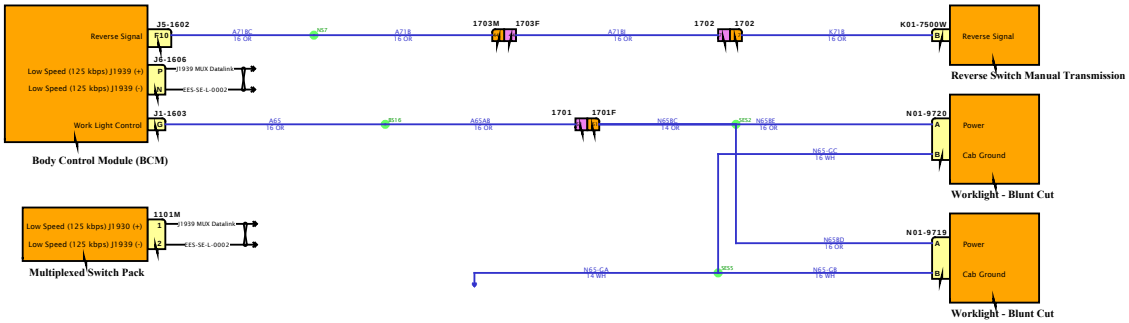

DESIGN DESCRIPTION

FEATURE CODES

SOFTWARE FEATURE CODES

DESIGN DESCRIPTION

FEATURE CODES

SOFTWARE FEATURE CODES

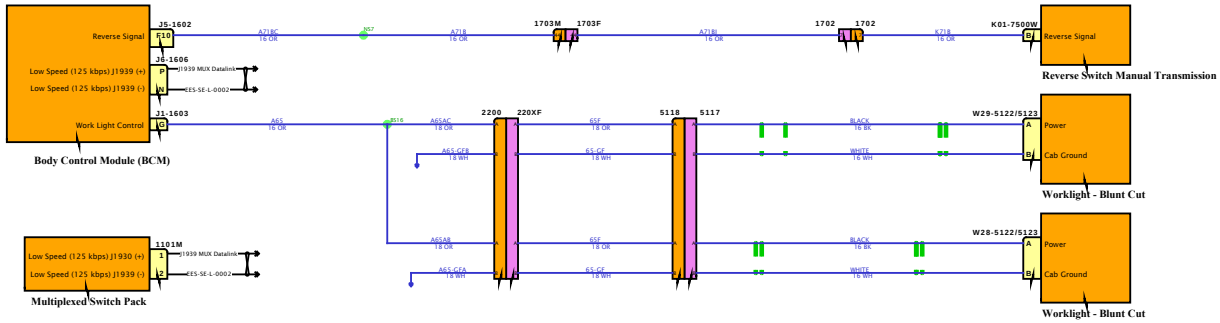

Diagram1

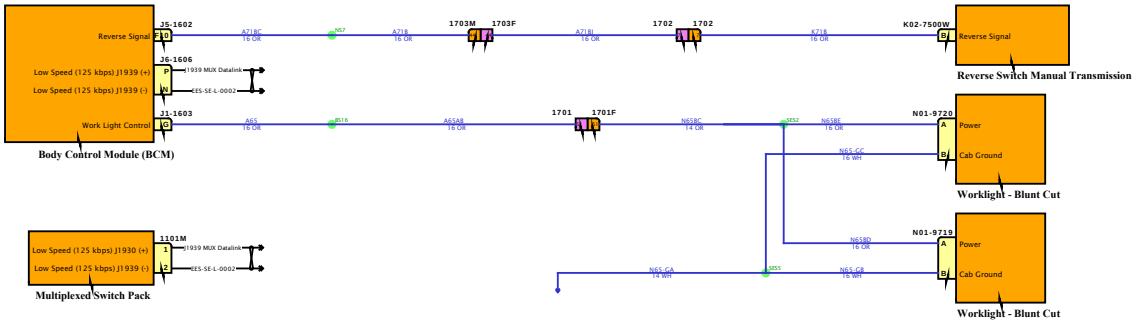

DESIGN DESCRIPTION

FEATURE CODES

SOFTWARE FEATURE CODES

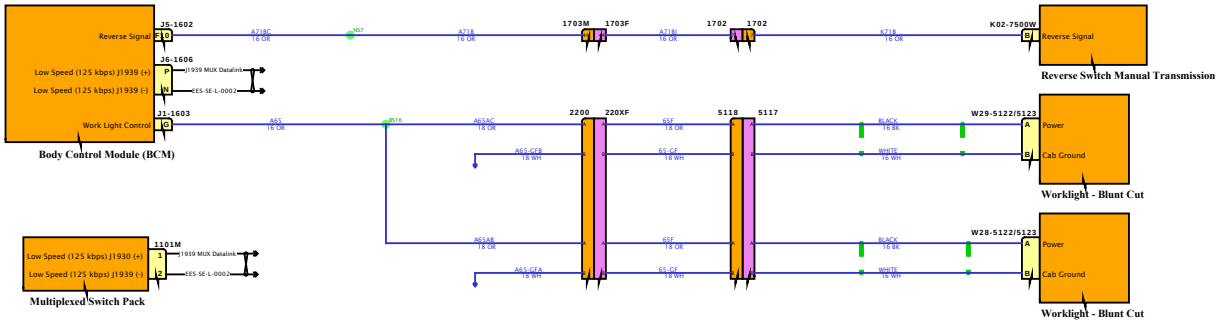

DESIGN DESCRIPTION

FEATURE CODES

SOFTWARE FEATURE CODES

Diagram1

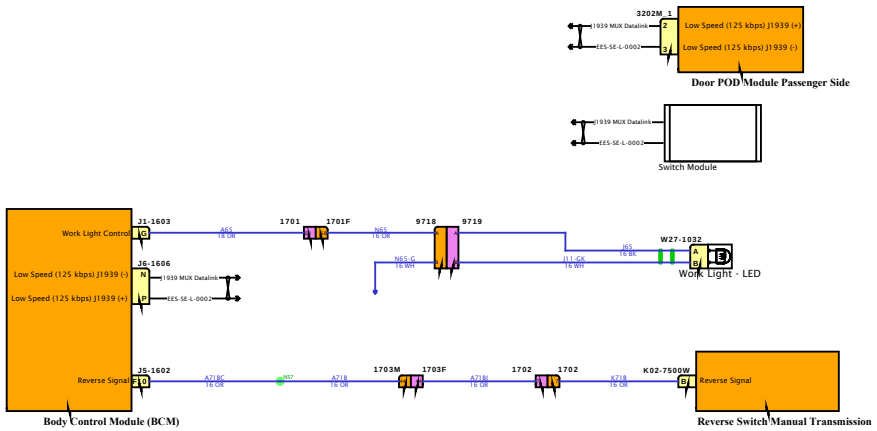

DESIGN DESCRIPTION

FEATURE CODES

SOFTWARE FEATURE CODES

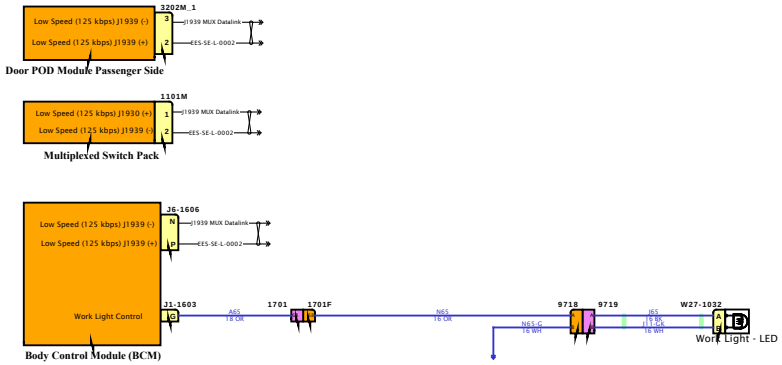

DESIGN DESCRIPTION

FEATURE CODES

SOFTWARE FEATURE CODES

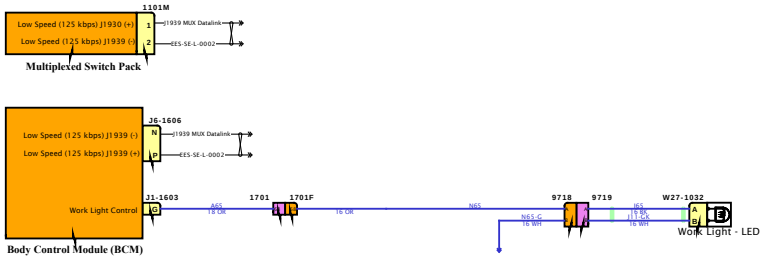

DESIGN DESCRIPTION

FEATURE CODES

SOFTWARE FEATURE CODES

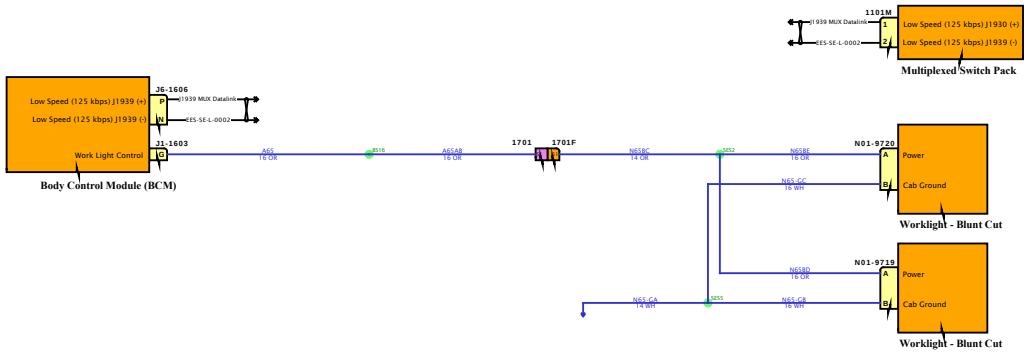

DESIGN DESCRIPTION

FEATURE CODES

SOFTWARE FEATURE CODES

Diagram2

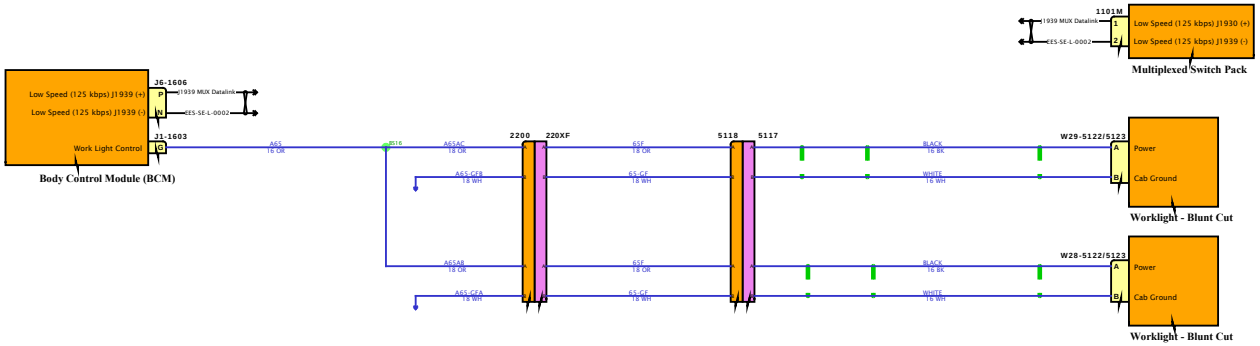

DESIGN DESCRIPTION

FEATURE CODES

SOFTWARE FEATURE CODES

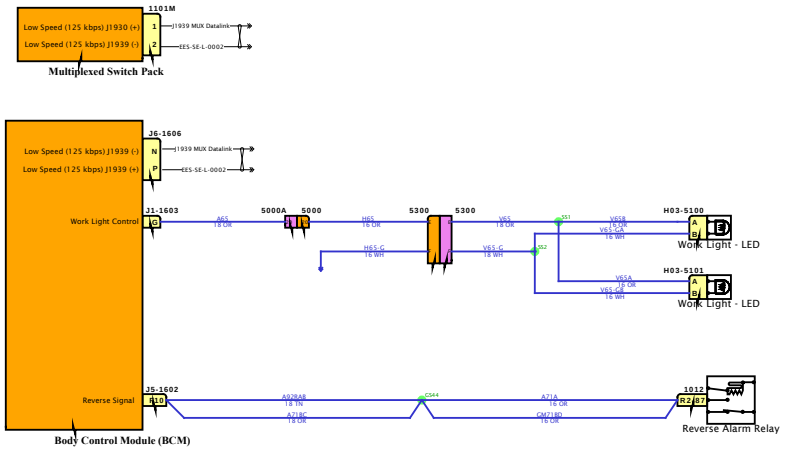

DESIGN DESCRIPTION

FEATURE CODES

SOFTWARE FEATURE CODES

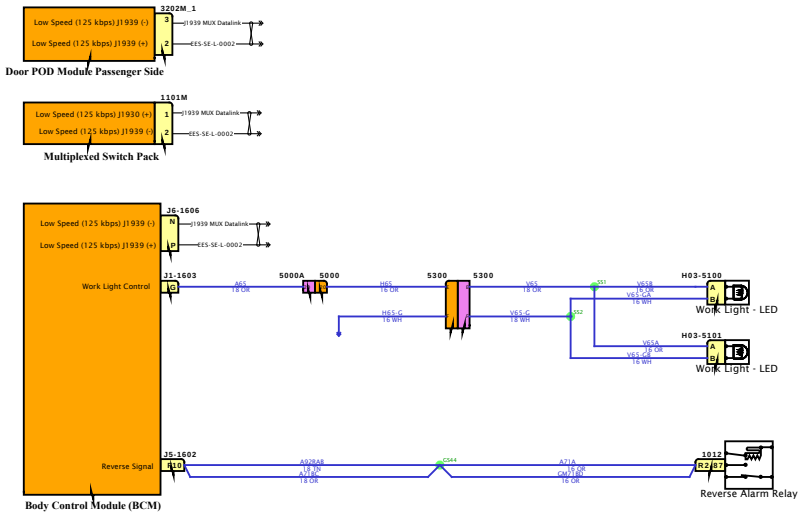

DESIGN DESCRIPTION

FEATURE CODES

SOFTWARE FEATURE CODES

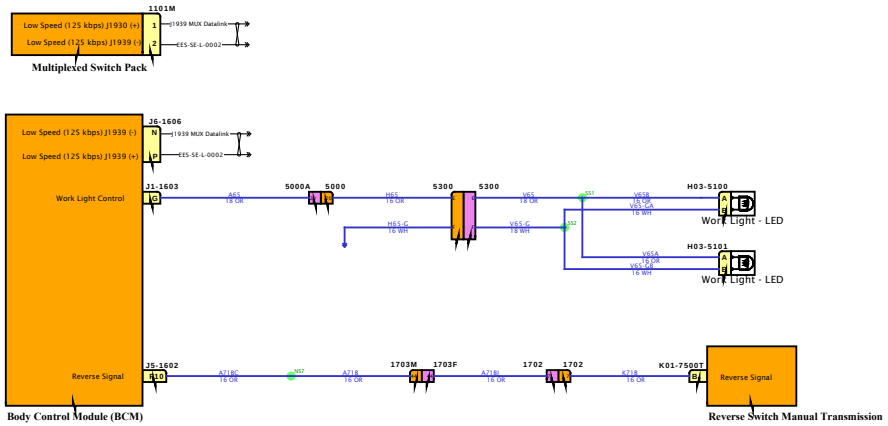

DESIGN DESCRIPTION

FEATURE CODES

SOFTWARE FEATURE CODES

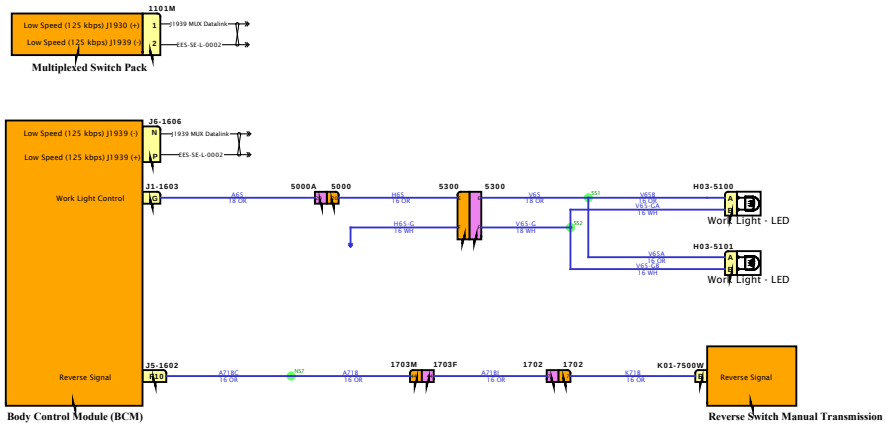

DESIGN DESCRIPTION

FEATURE CODES

SOFTWARE FEATURE CODES

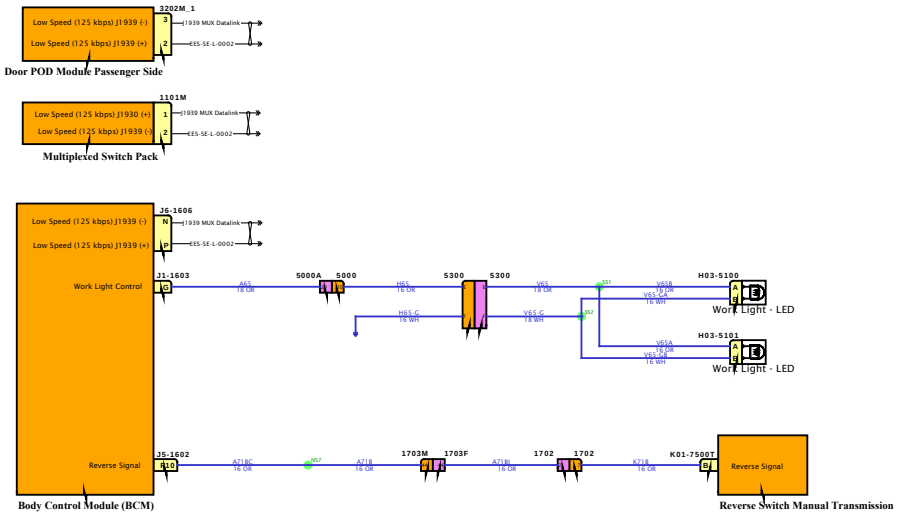

DESIGN DESCRIPTION

FEATURE CODES

SOFTWARE FEATURE CODES

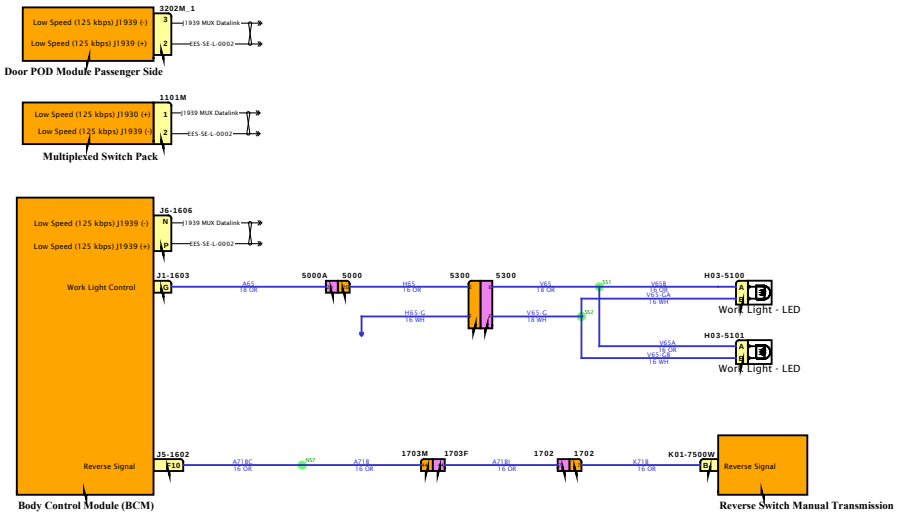

DESIGN DESCRIPTION

FEATURE CODES

SOFTWARE FEATURE CODES

DESIGN DESCRIPTION

FEATURE CODES

SOFTWARE FEATURE CODES

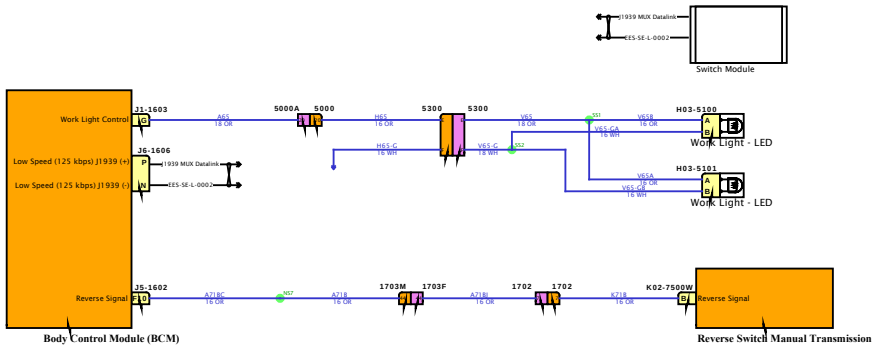

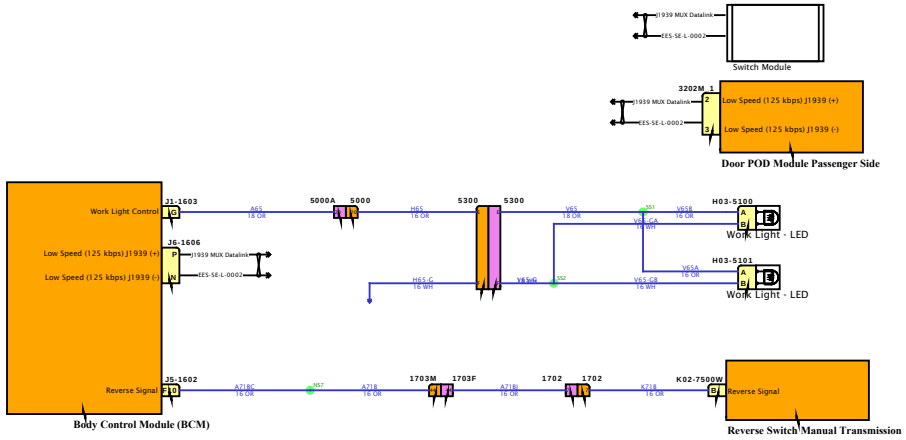

DESIGN DESCRIPTION

FEATURE CODES

SOFTWARE FEATURE CODES

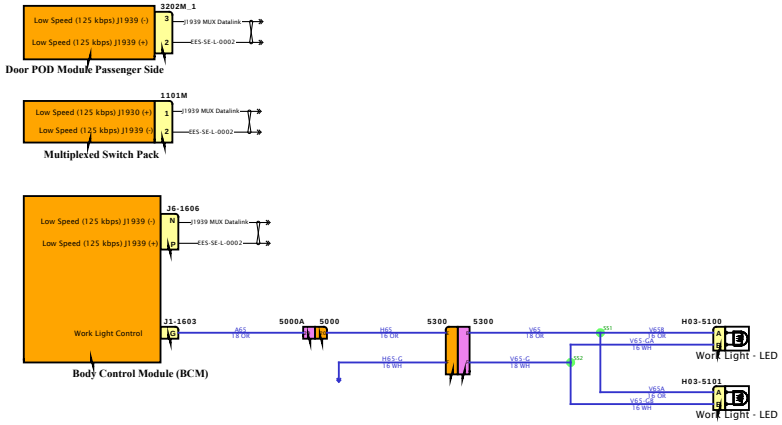

DESIGN DESCRIPTION

FEATURE CODES

SOFTWARE FEATURE CODES

Diagram1

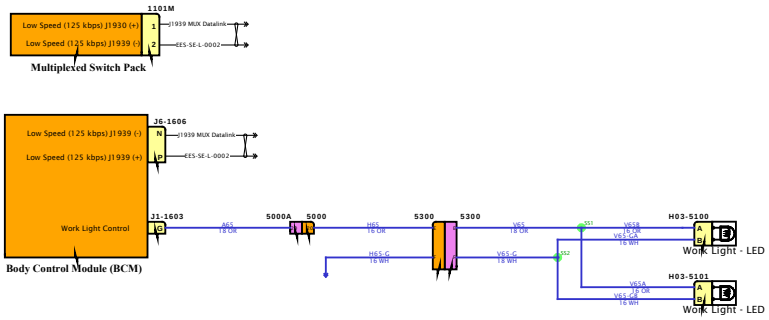

DESIGN DESCRIPTION

FEATURE CODES

SOFTWARE FEATURE CODES

Diagram1

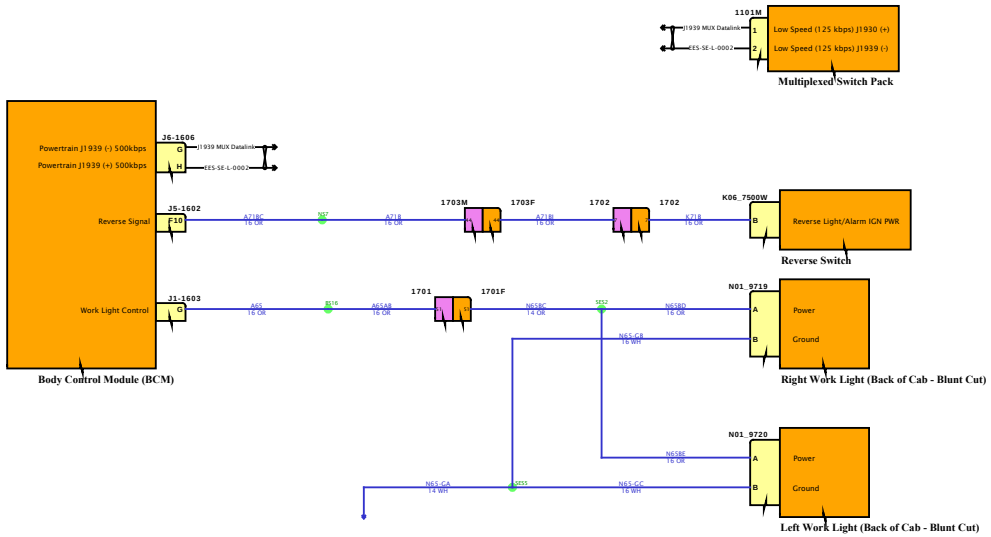

DESIGN DESCRIPTION

FEATURE CODES

SOFTWARE FEATURE CODES

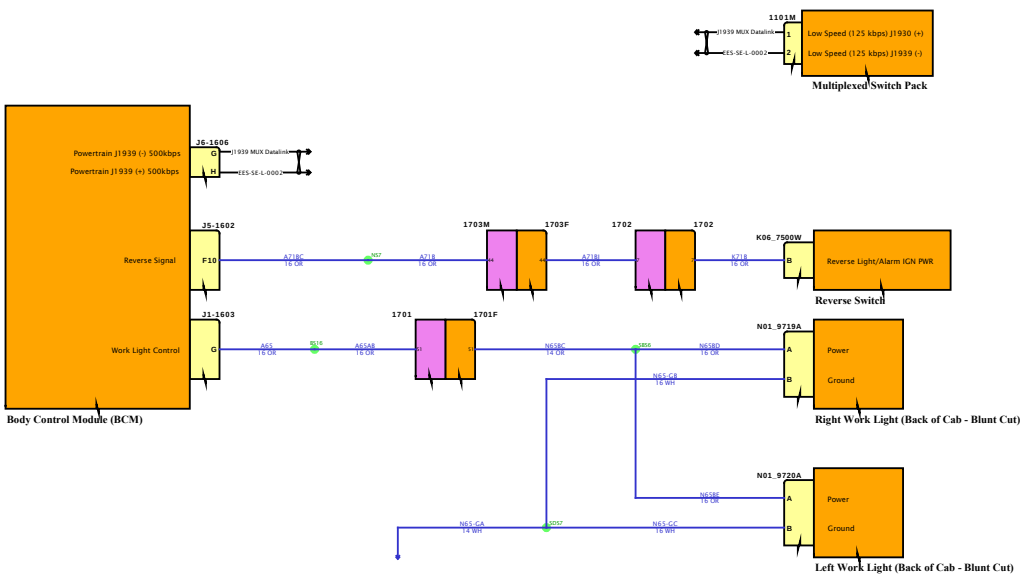

DESIGN DESCRIPTION

FEATURE CODES

SOFTWARE FEATURE CODES

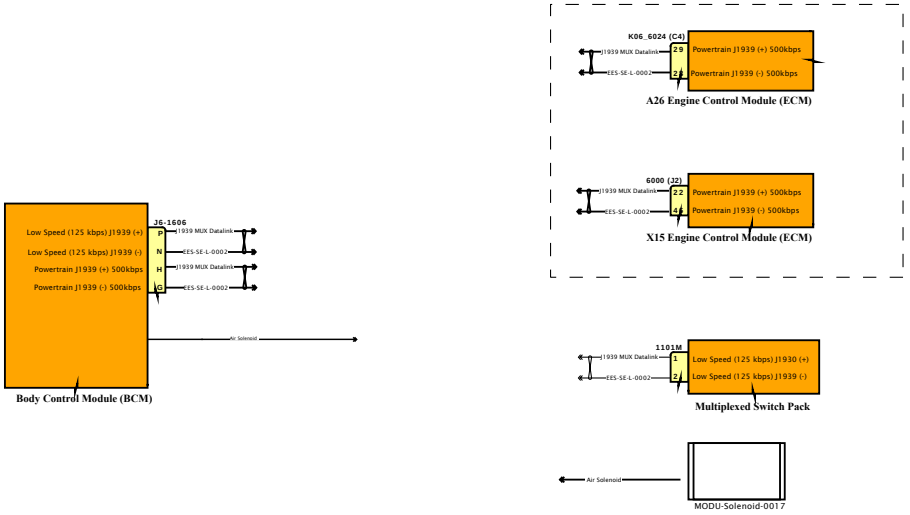

DESIGN DESCRIPTION

FEATURE CODES

SOFTWARE FEATURE CODES

Diagram1

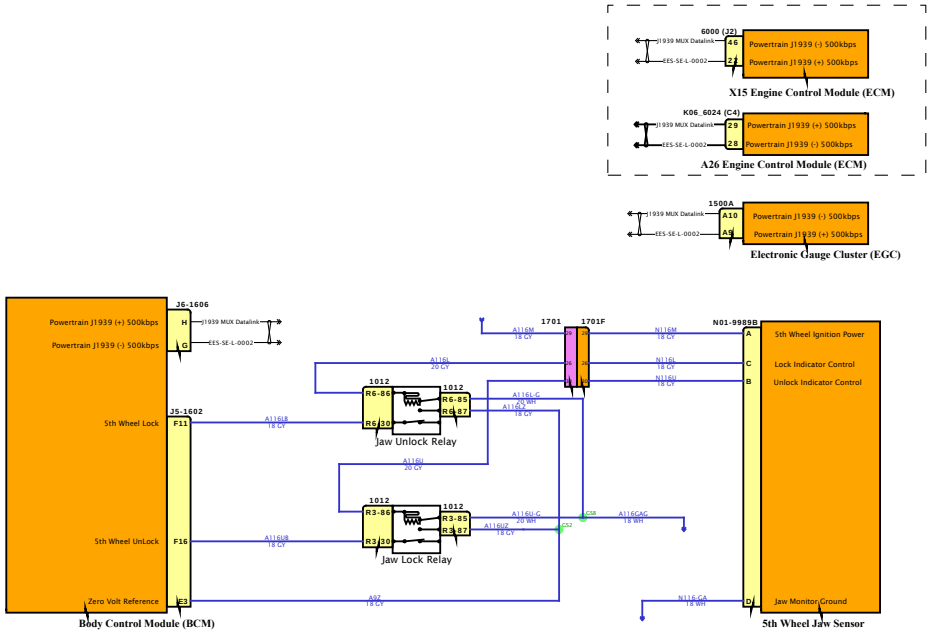

DESIGN DESCRIPTION

FEATURE CODES

SOFTWARE FEATURE CODES

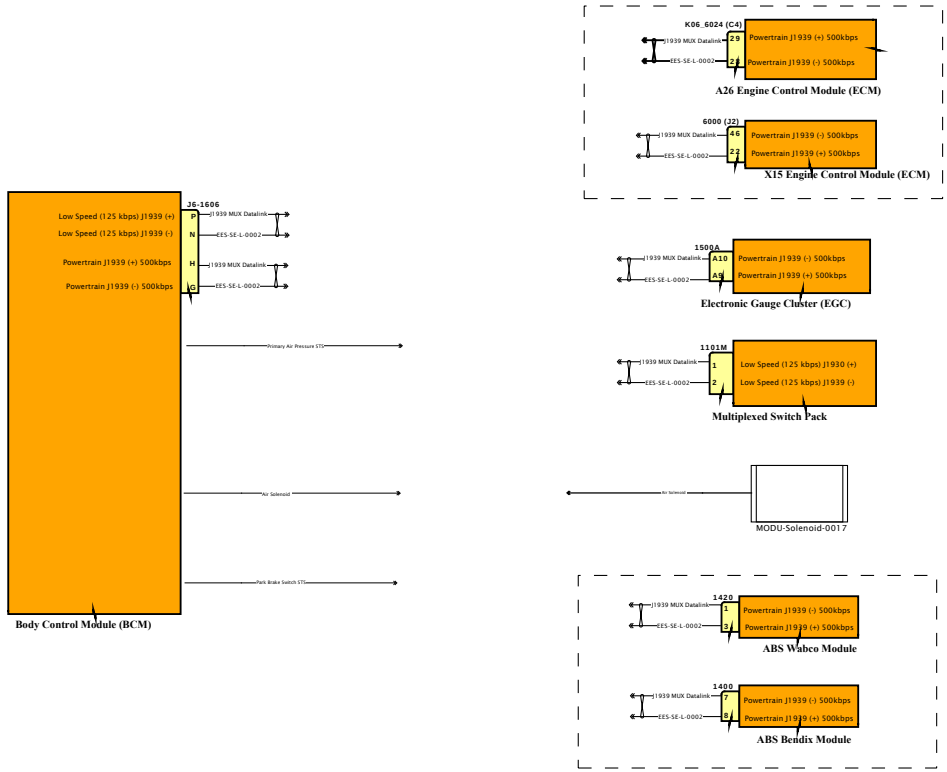

DESIGN DESCRIPTION

FEATURE CODES

SOFTWARE FEATURE CODES

Diagram1

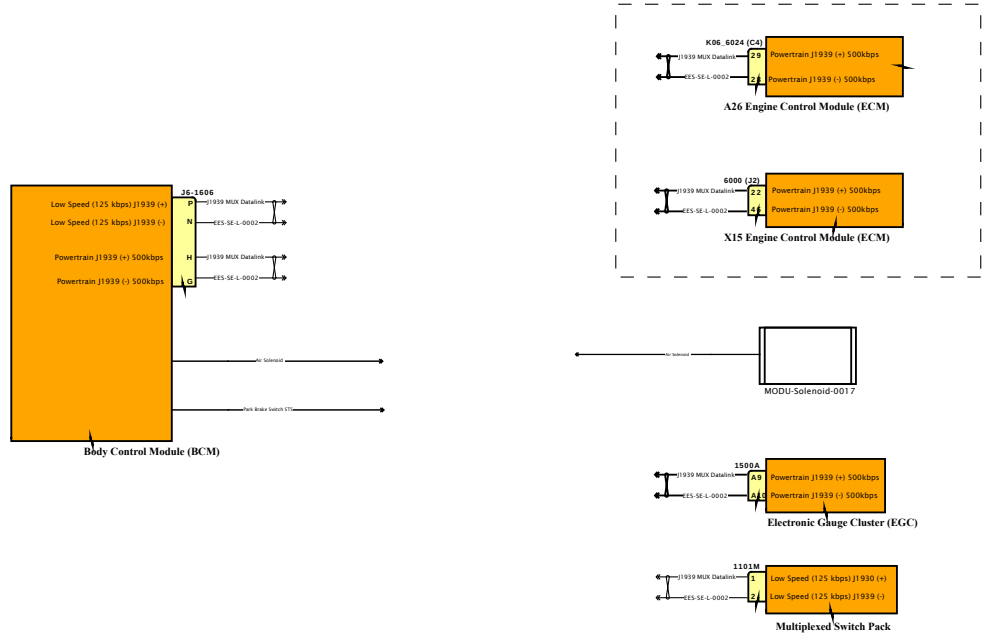

DESIGN DESCRIPTION

FEATURE CODES

SOFTWARE FEATURE CODES

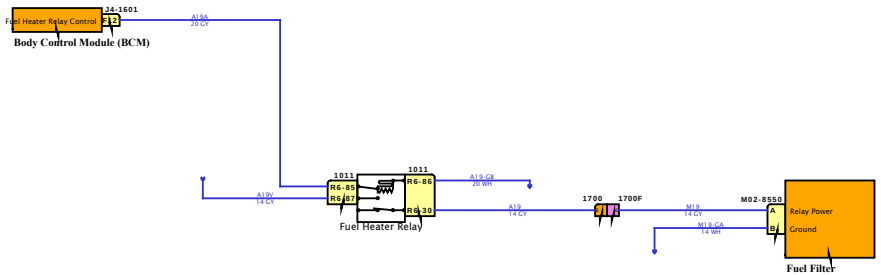

DESIGN DESCRIPTION

FEATURE CODES

SOFTWARE FEATURE CODES

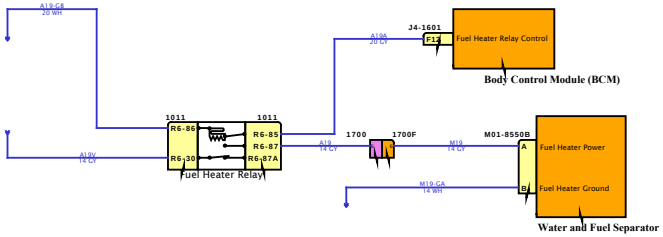

DESIGN DESCRIPTION

FEATURE CODES

SOFTWARE FEATURE CODES

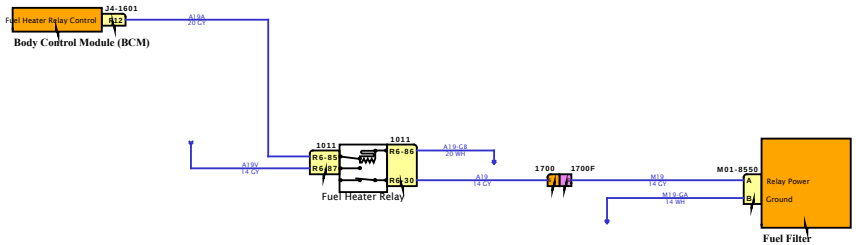

DESIGN DESCRIPTION

FEATURE CODES

SOFTWARE FEATURE CODES

Diagram2

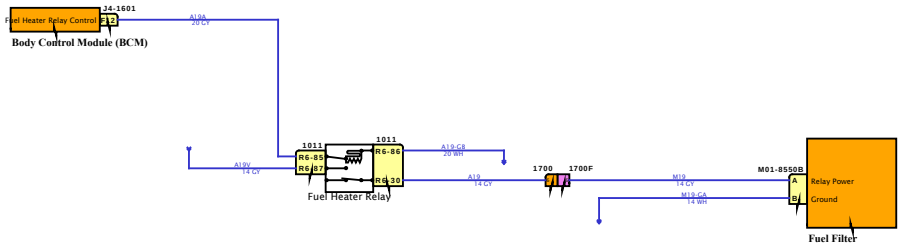

DESIGN DESCRIPTION

FEATURE CODES

SOFTWARE FEATURE CODES

Diagram1

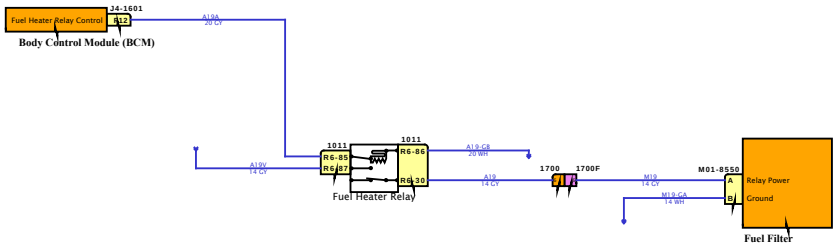

DESIGN DESCRIPTION

FEATURE CODES

SOFTWARE FEATURE CODES

DESIGN DESCRIPTION

FEATURE CODES

SOFTWARE FEATURE CODES

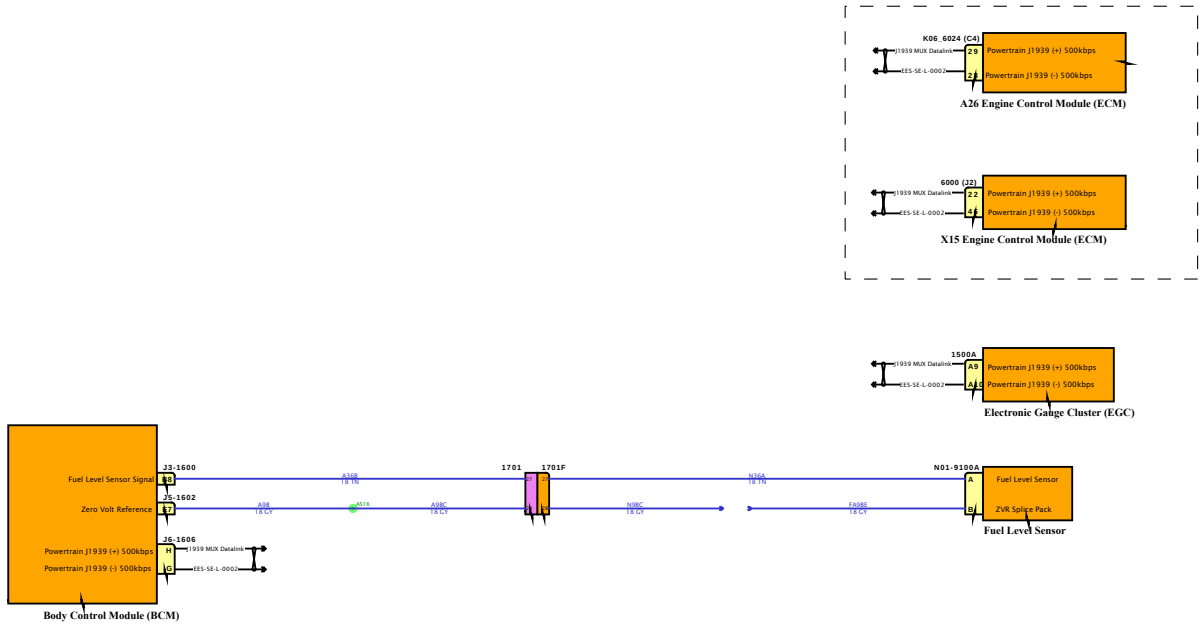

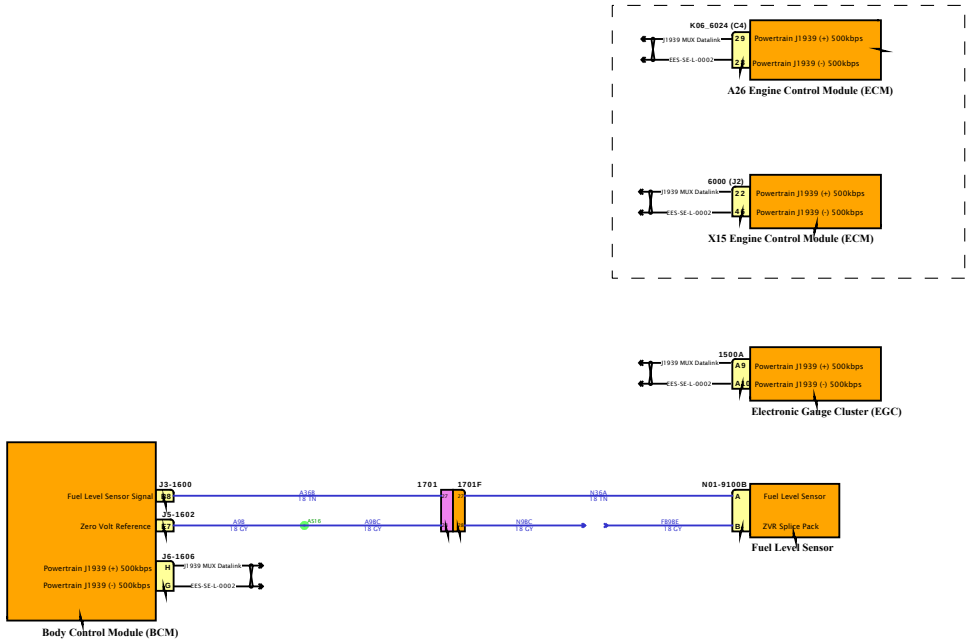

DESIGN DESCRIPTION

FEATURE CODES

SOFTWARE FEATURE CODES

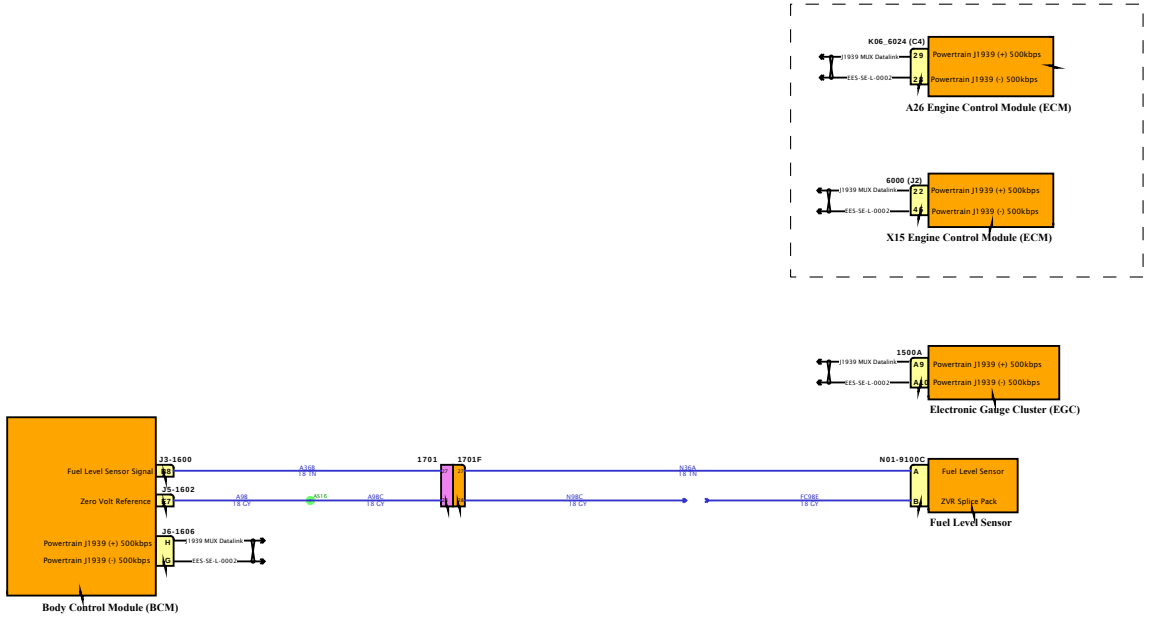

DESIGN DESCRIPTION

FEATURE CODES

SOFTWARE FEATURE CODES

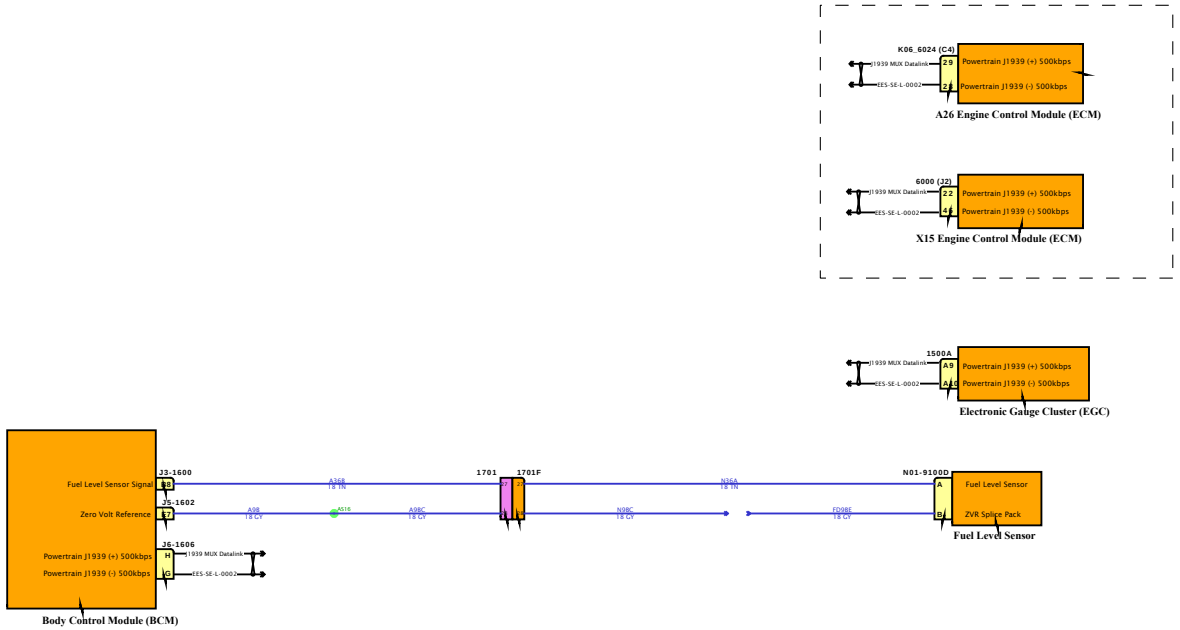

DESIGN DESCRIPTION

FEATURE CODES

SOFTWARE FEATURE CODES

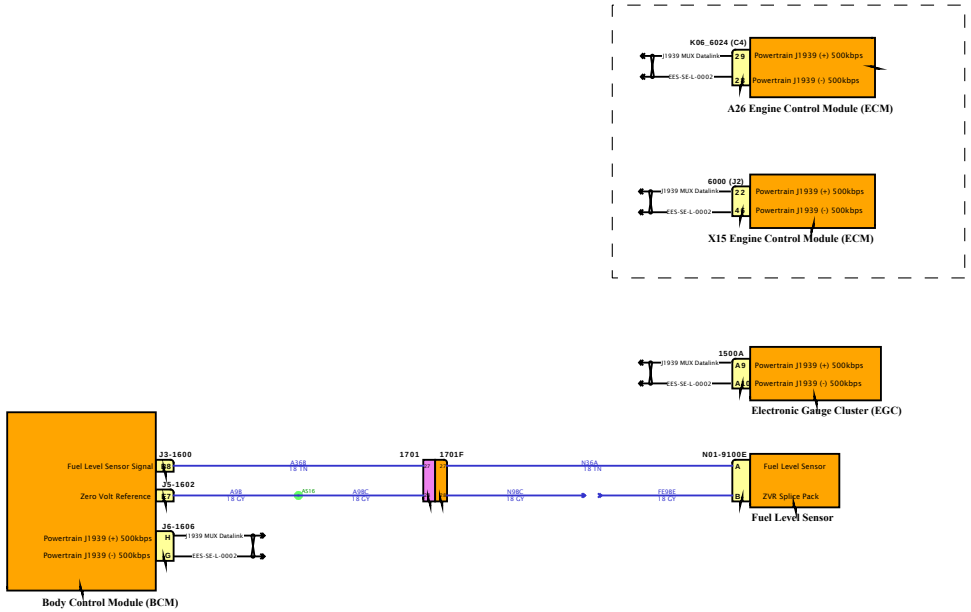

DESIGN DESCRIPTION

FEATURE CODES

SOFTWARE FEATURE CODES

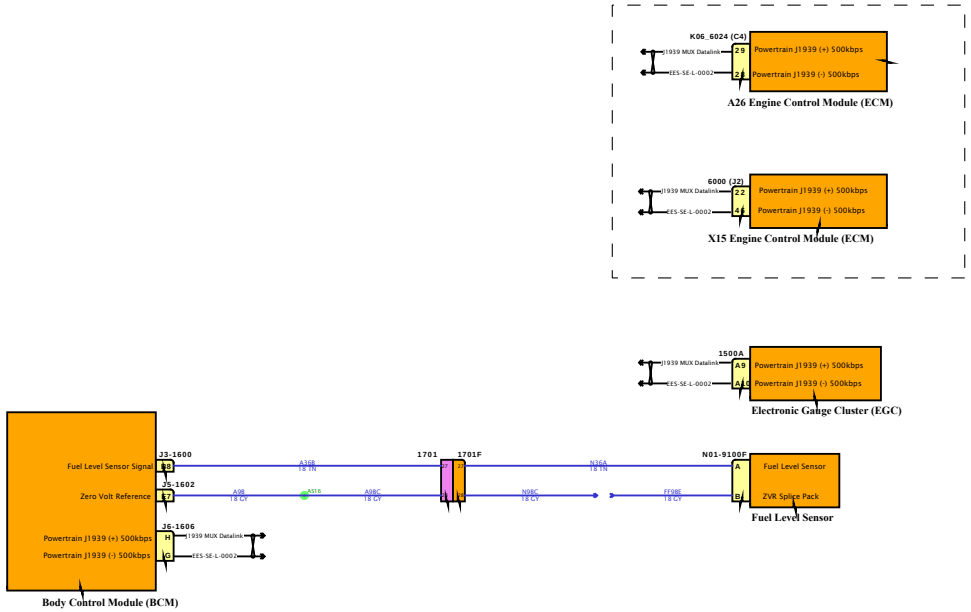

DESIGN DESCRIPTION

FEATURE CODES

SOFTWARE FEATURE CODES

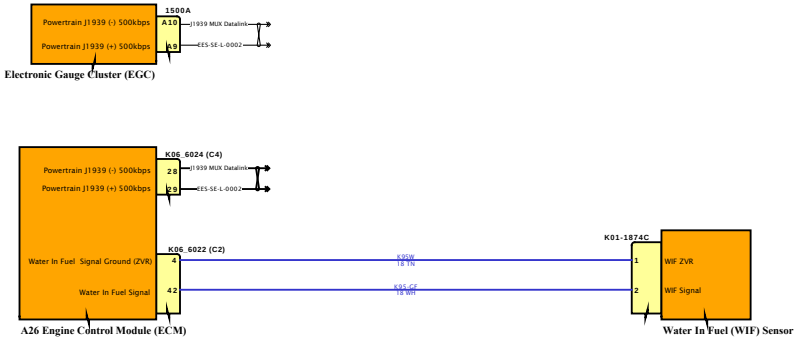

DESIGN DESCRIPTION

FEATURE CODES

SOFTWARE FEATURE CODES

DESIGN DESCRIPTION

FEATURE CODES

SOFTWARE FEATURE CODES

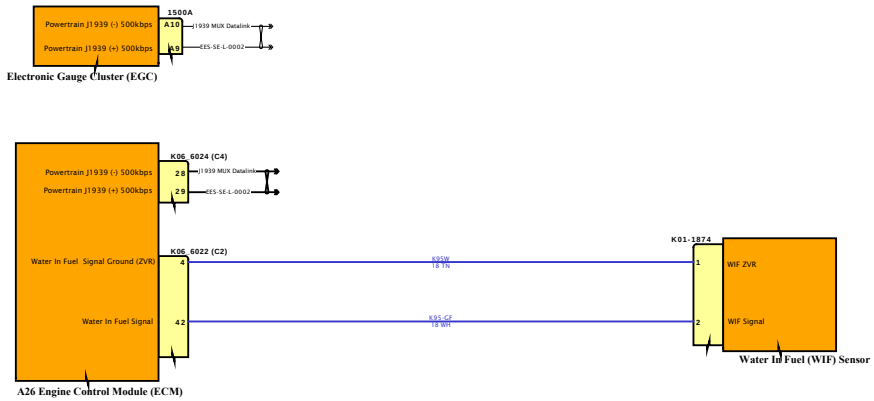

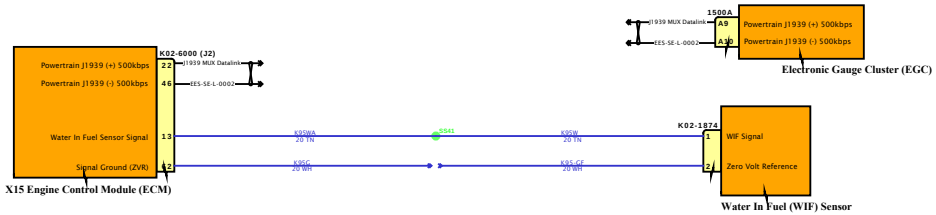

DESIGN DESCRIPTION

FEATURE CODES

SOFTWARE FEATURE CODES

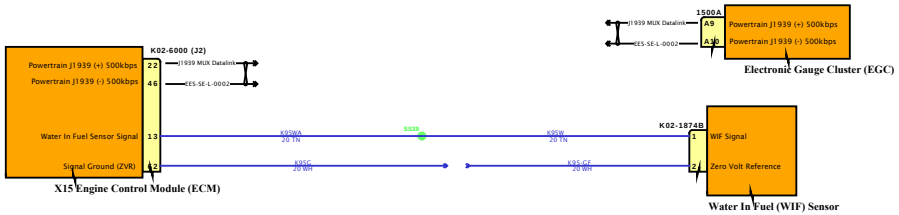

DESIGN DESCRIPTION

FEATURE CODES

SOFTWARE FEATURE CODES

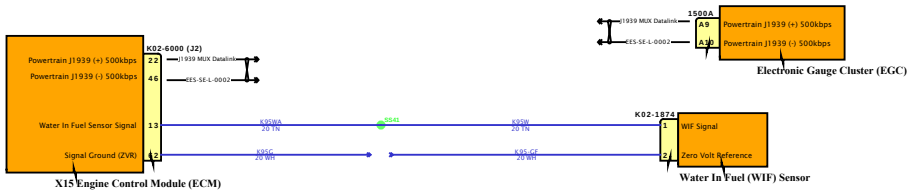

DESIGN DESCRIPTION

FEATURE CODES

SOFTWARE FEATURE CODES

DESIGN DESCRIPTION

FEATURE CODES

SOFTWARE FEATURE CODES

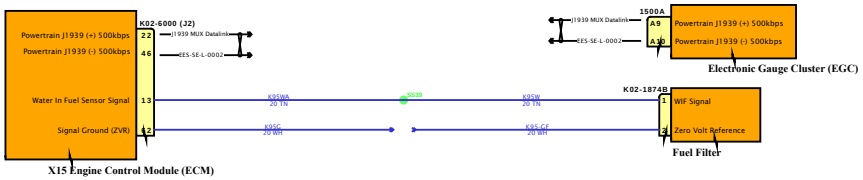

Diagram1

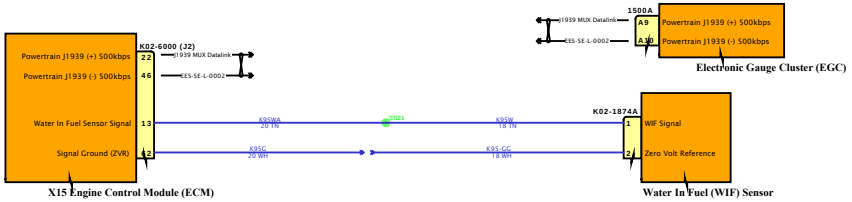

DESIGN DESCRIPTION

FEATURE CODES

SOFTWARE FEATURE CODES

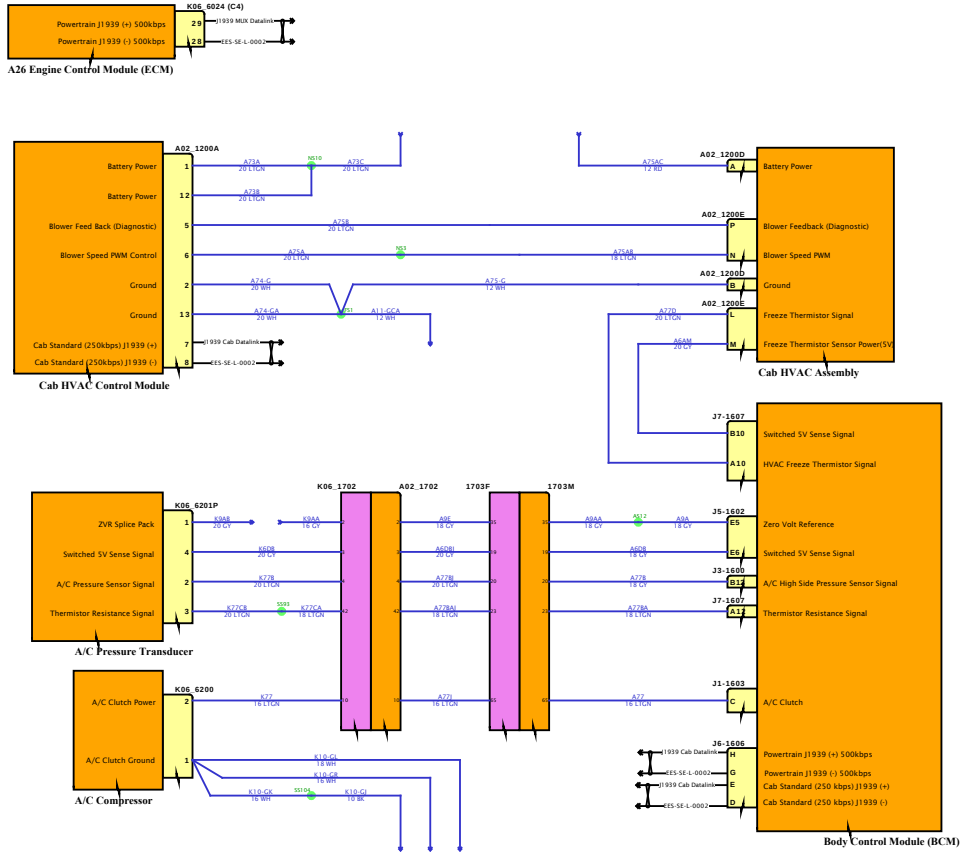

DESIGN DESCRIPTION

FEATURE CODES

SOFTWARE FEATURE CODES

DESIGN DESCRIPTION

FEATURE CODES

SOFTWARE FEATURE CODES

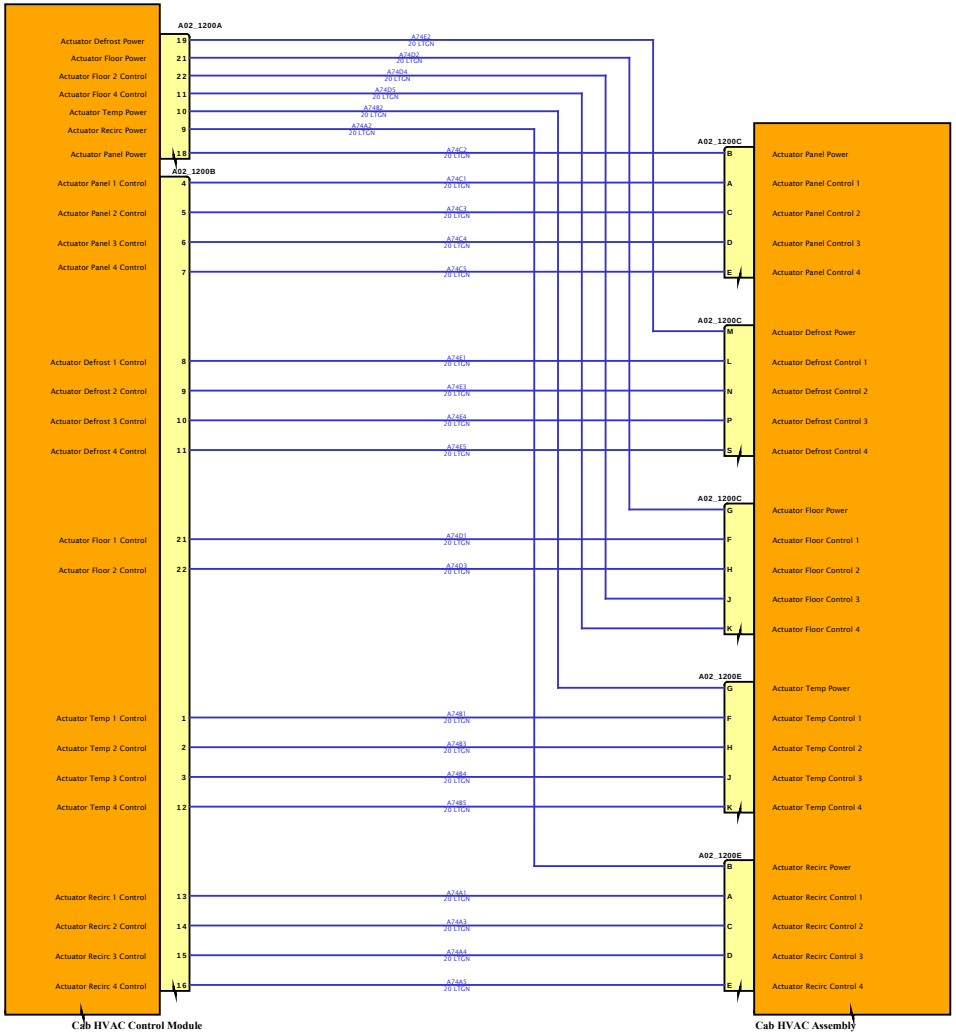



DESIGN DESCRIPTION

FEATURE CODES

SOFTWARE FEATURE CODES

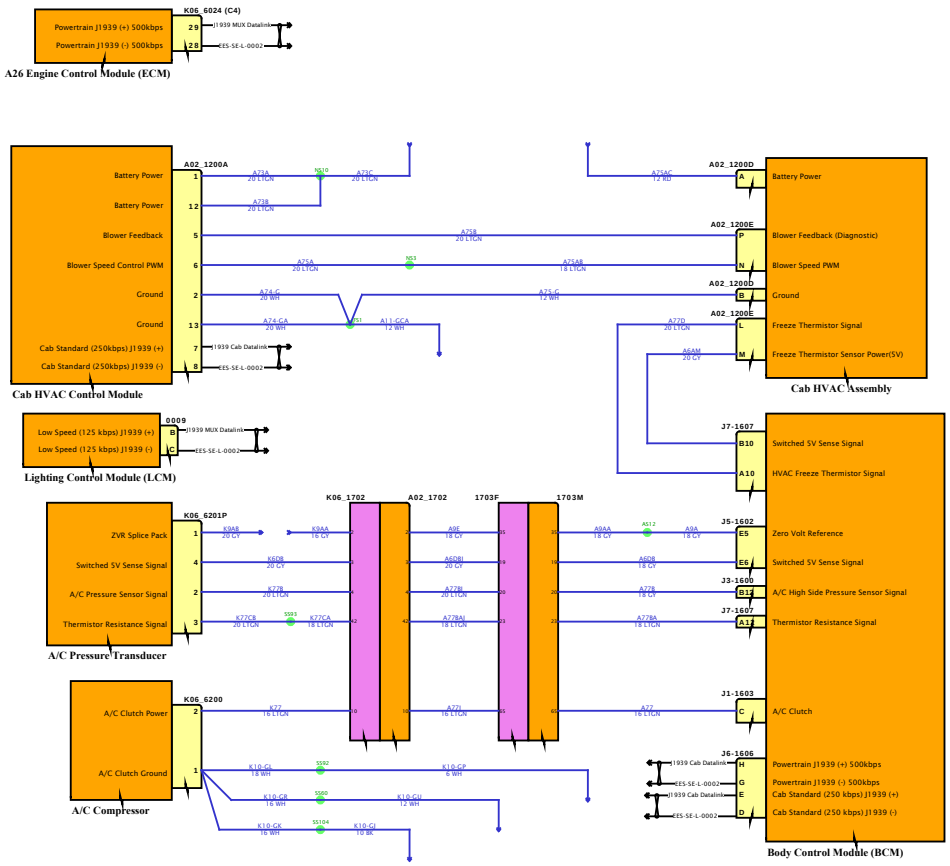

DESIGN DESCRIPTION

FEATURE CODES

SOFTWARE FEATURE CODES

Diagram2 - Actuators

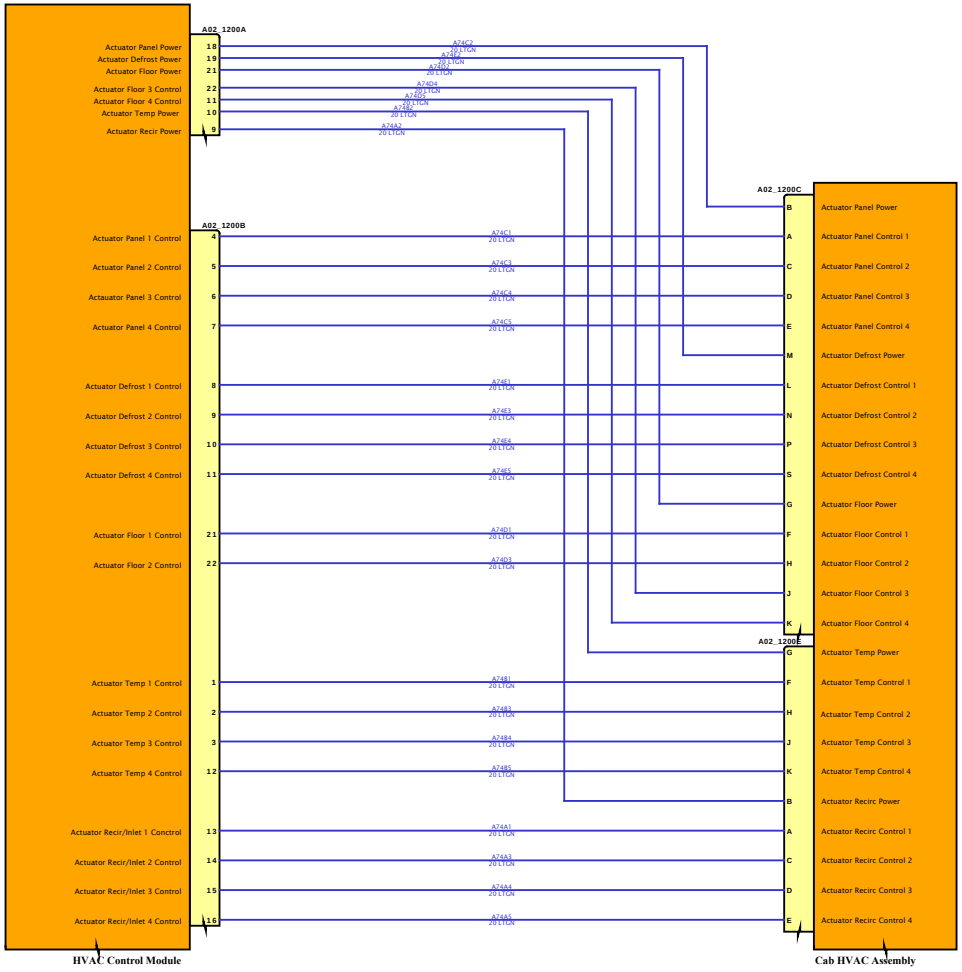

DESIGN DESCRIPTION

FEATURE CODES

SOFTWARE FEATURE CODES

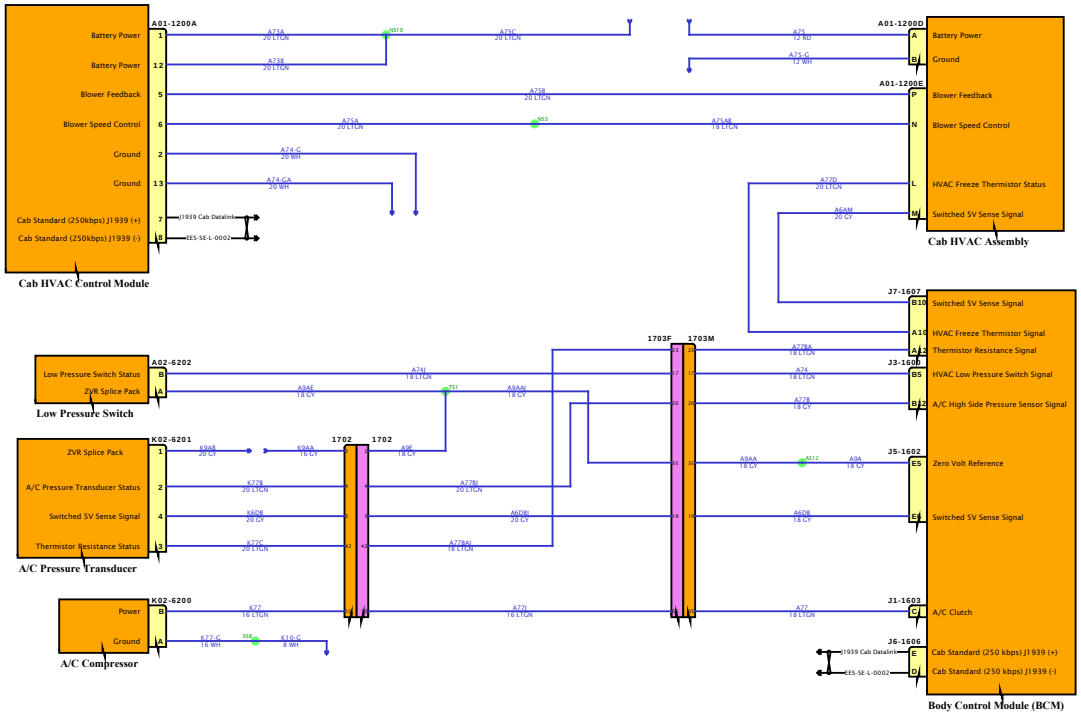

DESIGN DESCRIPTION

FEATURE CODES

SOFTWARE FEATURE CODES

Diagram2 - Actuators

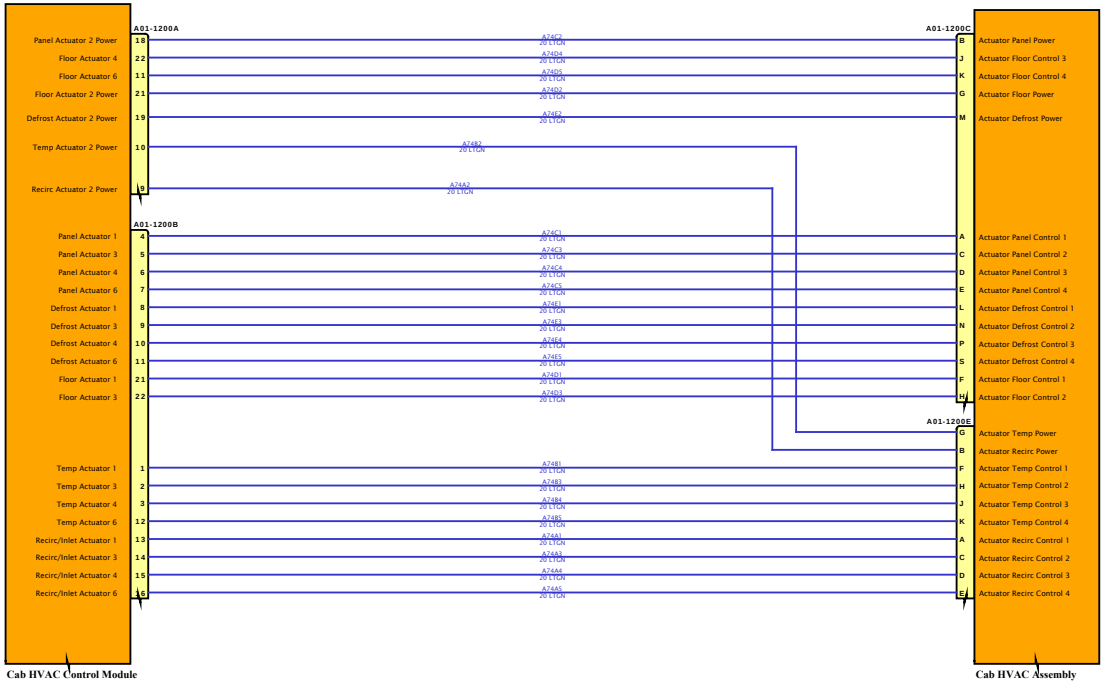

DESIGN DESCRIPTION

FEATURE CODES

SOFTWARE FEATURE CODES



DESIGN DESCRIPTION

FEATURE CODES

SOFTWARE FEATURE CODES

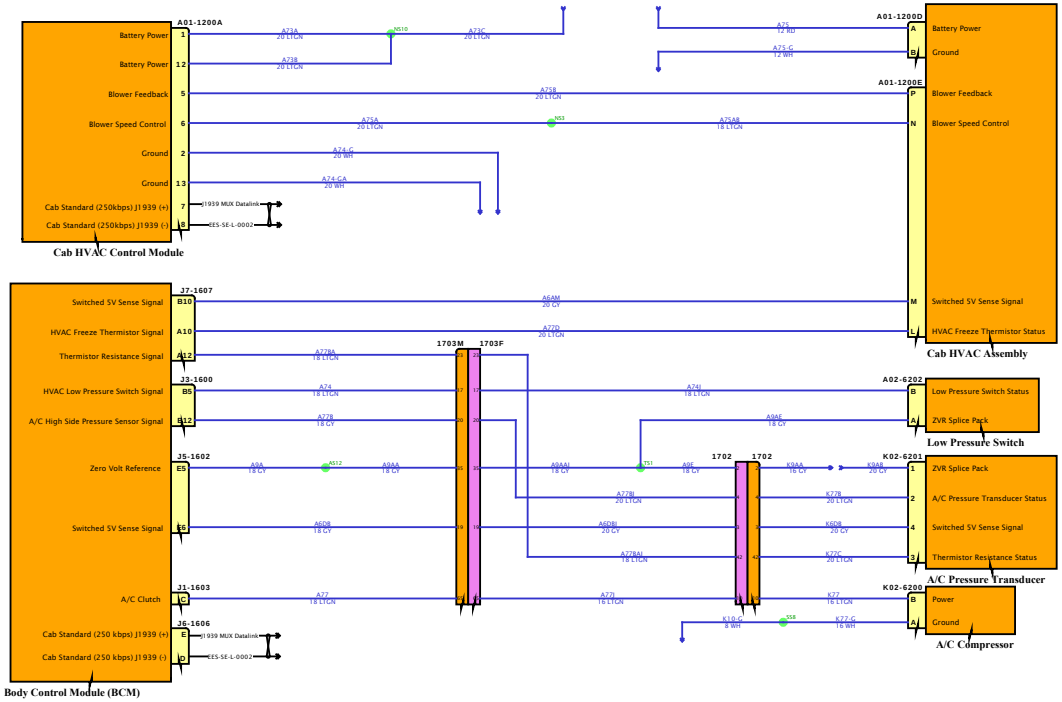

DESIGN DESCRIPTION

FEATURE CODES

SOFTWARE FEATURE CODES

Diagram2 - Actuators

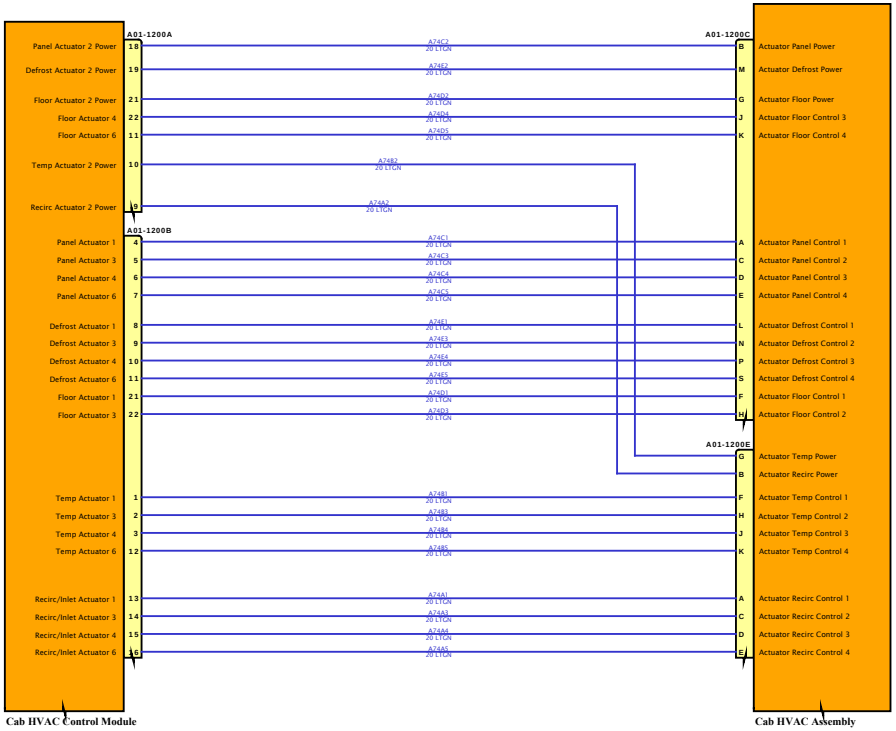

DESIGN DESCRIPTION

FEATURE CODES

SOFTWARE FEATURE CODES

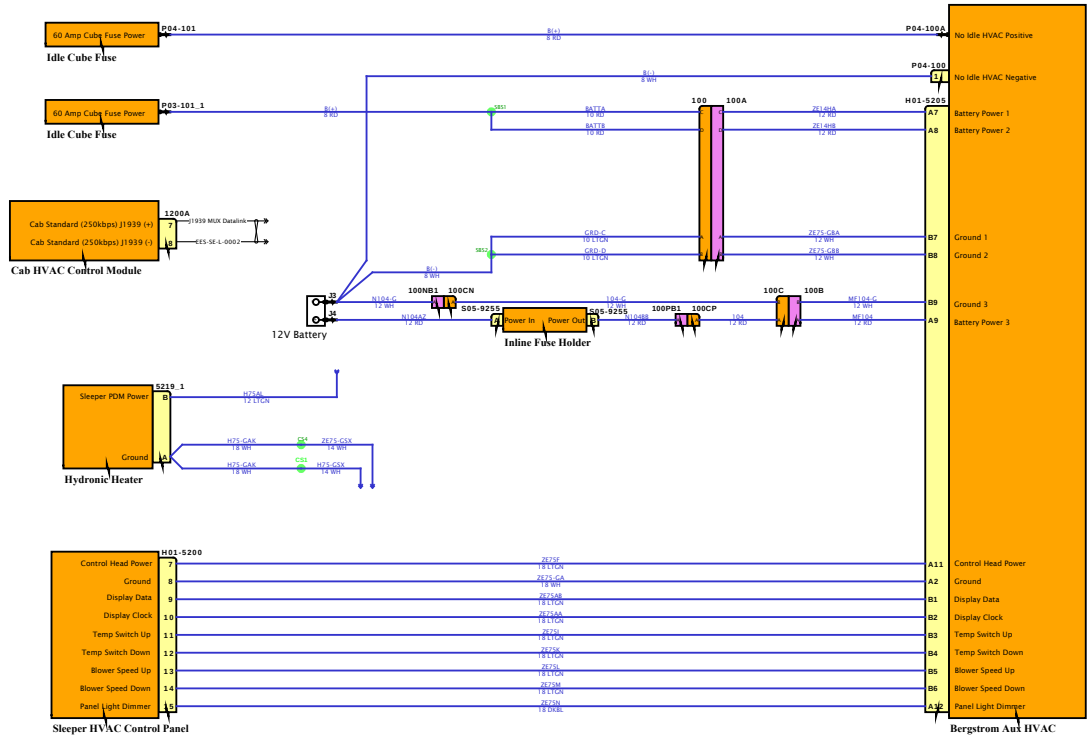

DESIGN DESCRIPTION

FEATURE CODES

SOFTWARE FEATURE CODES

Diagram2 - No Idle Switching

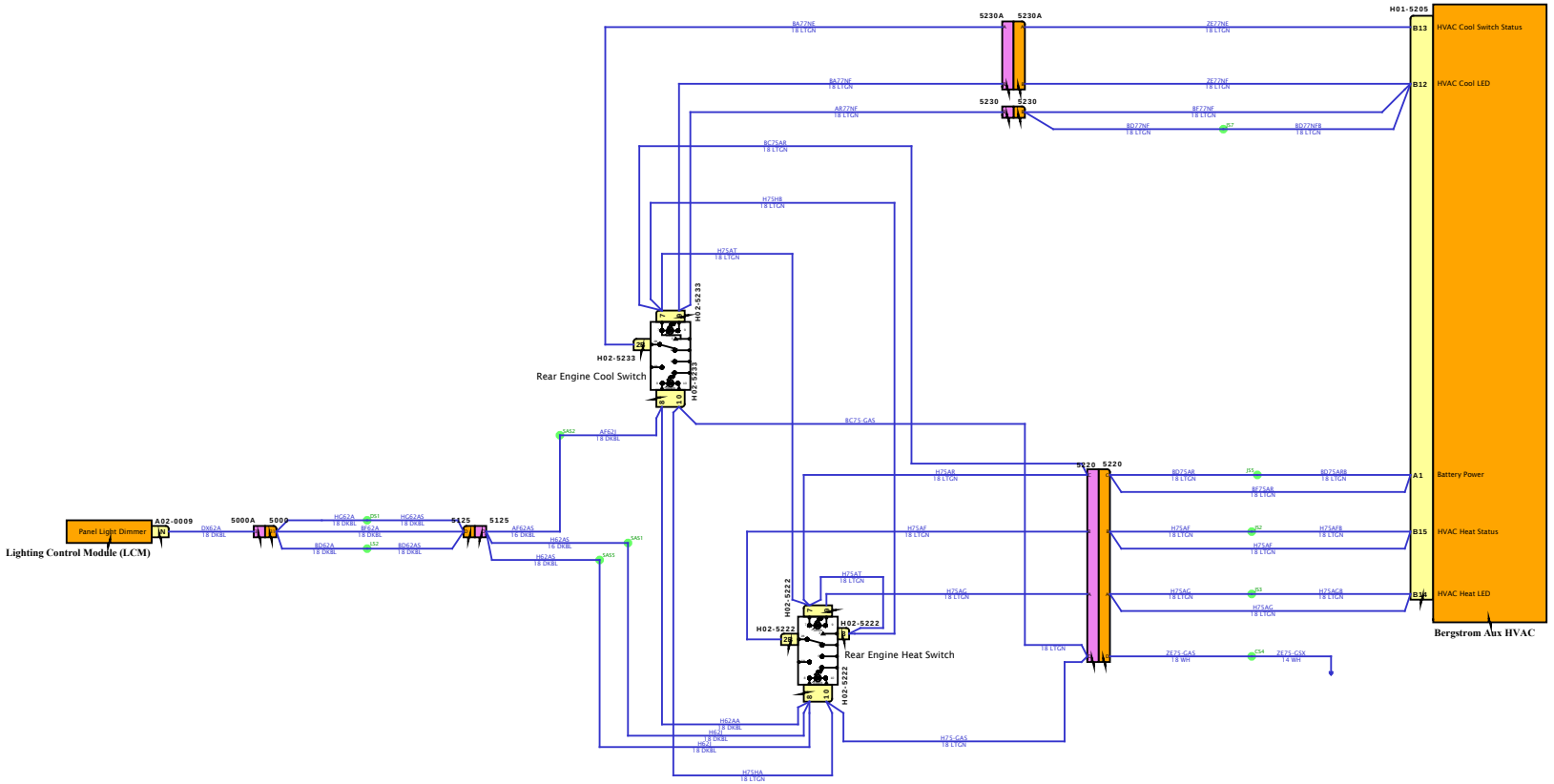

DESIGN DESCRIPTION

FEATURE CODES

SOFTWARE FEATURE CODES

Diagram3 - Espar Circuit

DESIGN DESCRIPTION

FEATURE CODES

SOFTWARE FEATURE CODES

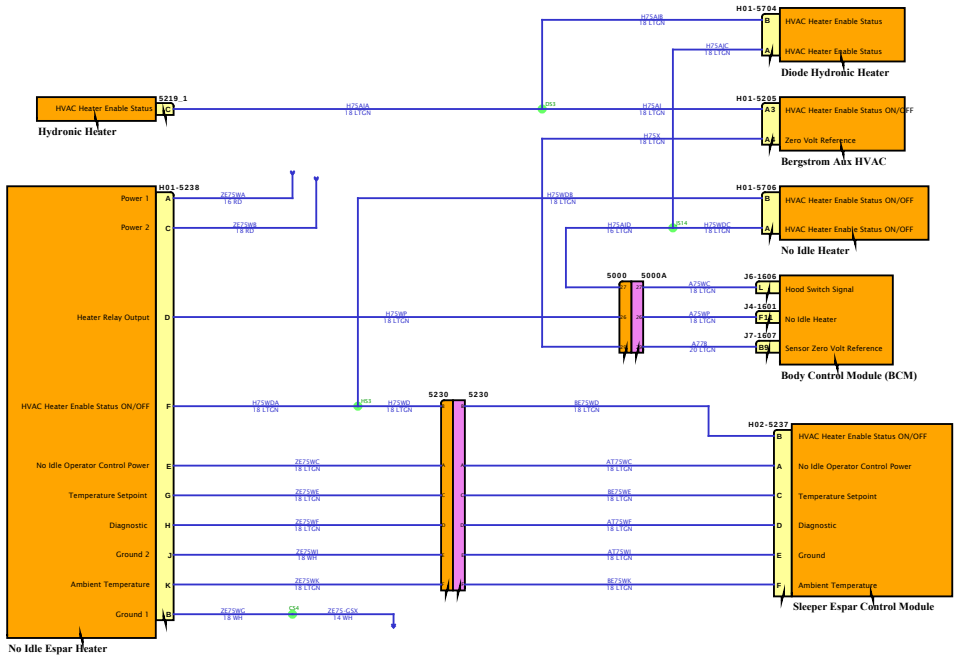

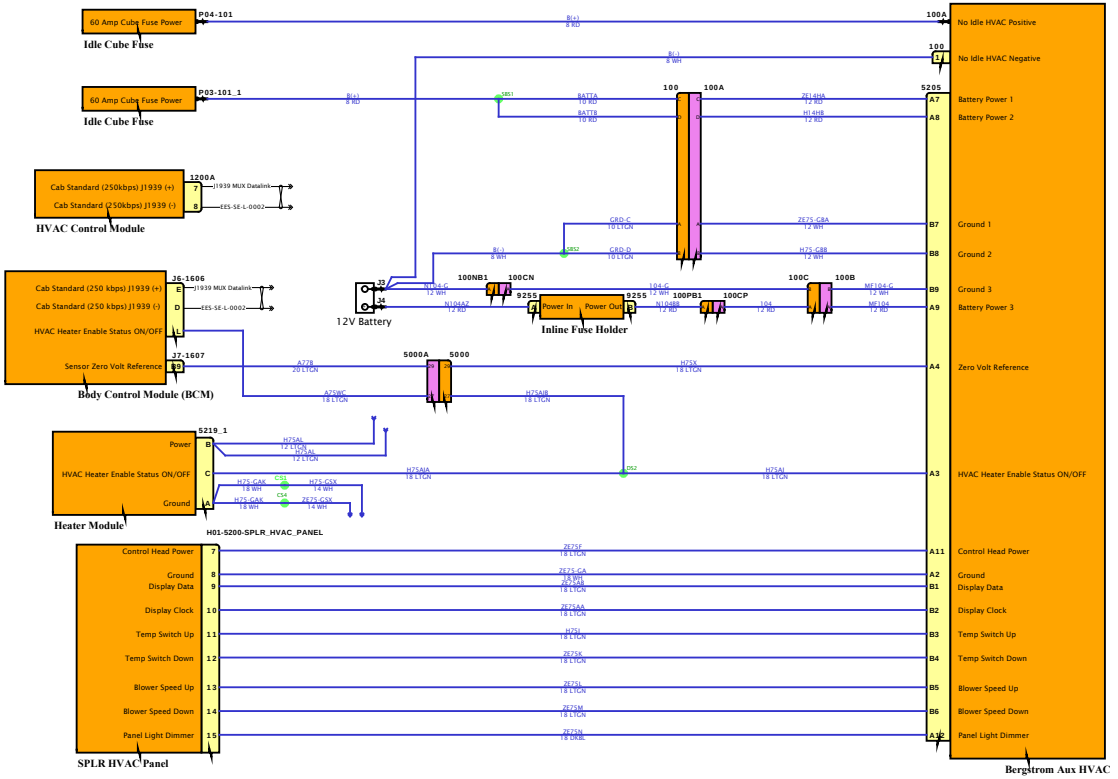

DESIGN DESCRIPTION

FEATURE CODES

SOFTWARE FEATURE CODES

Diagram2 - No Idle Switching

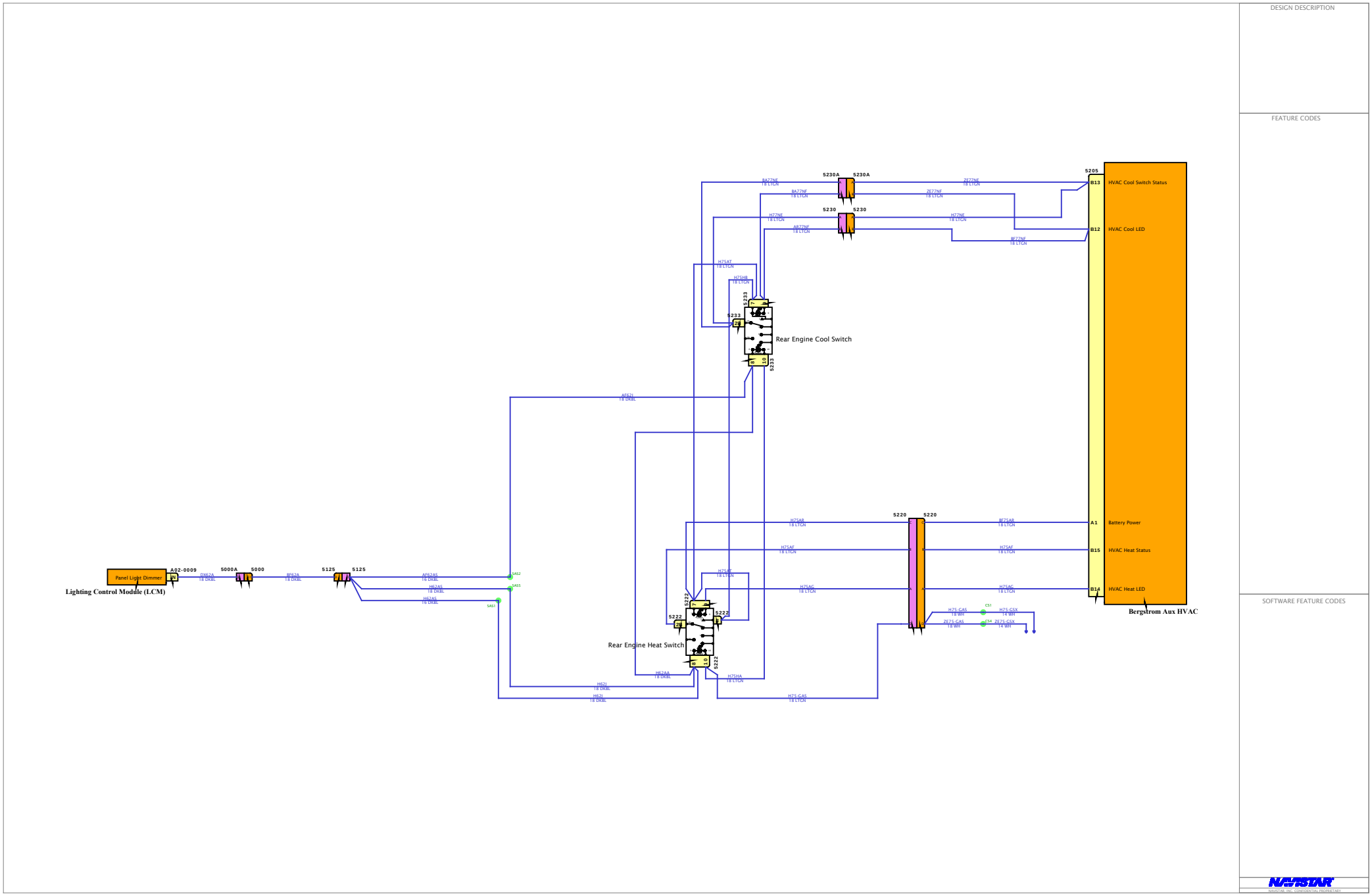

Diagram1 - Powers, Grounds & Controls

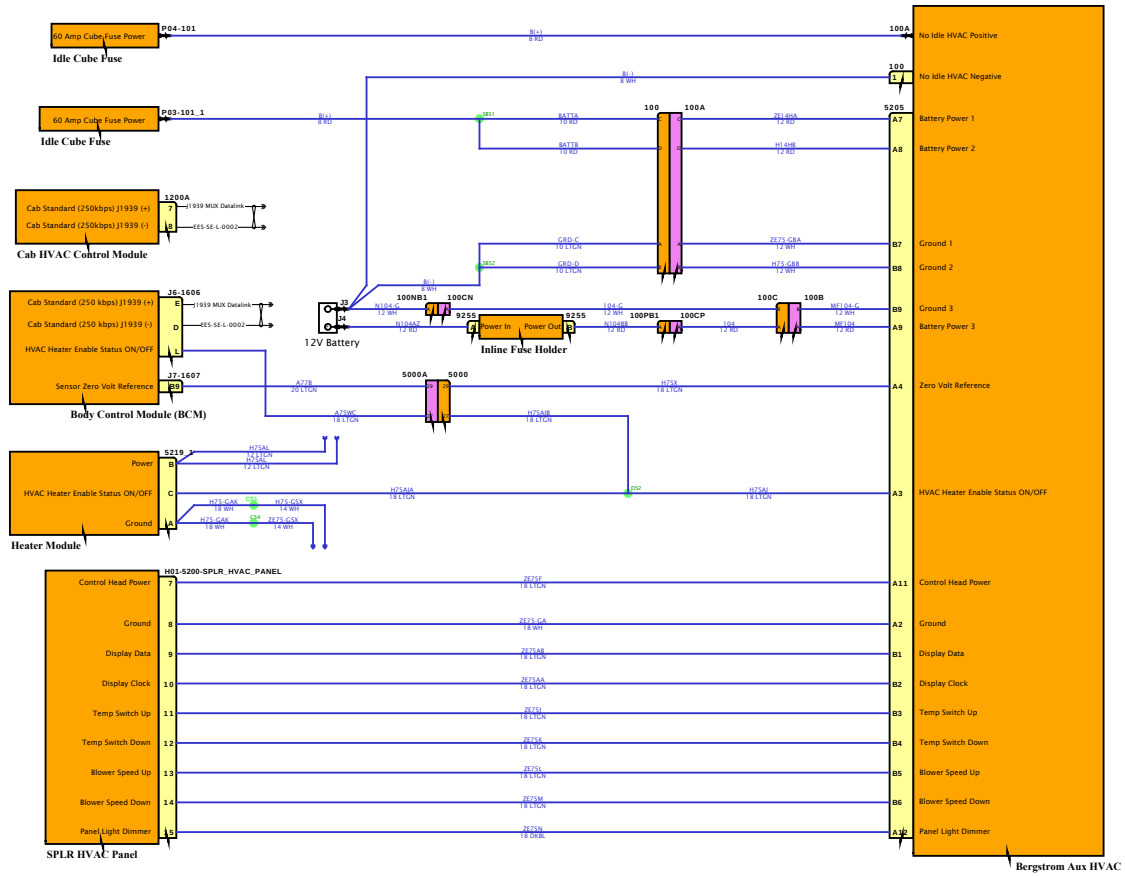

DESIGN DESCRIPTION

FEATURE CODES

SOFTWARE FEATURE CODES

Diagram2 - No Idle Switching

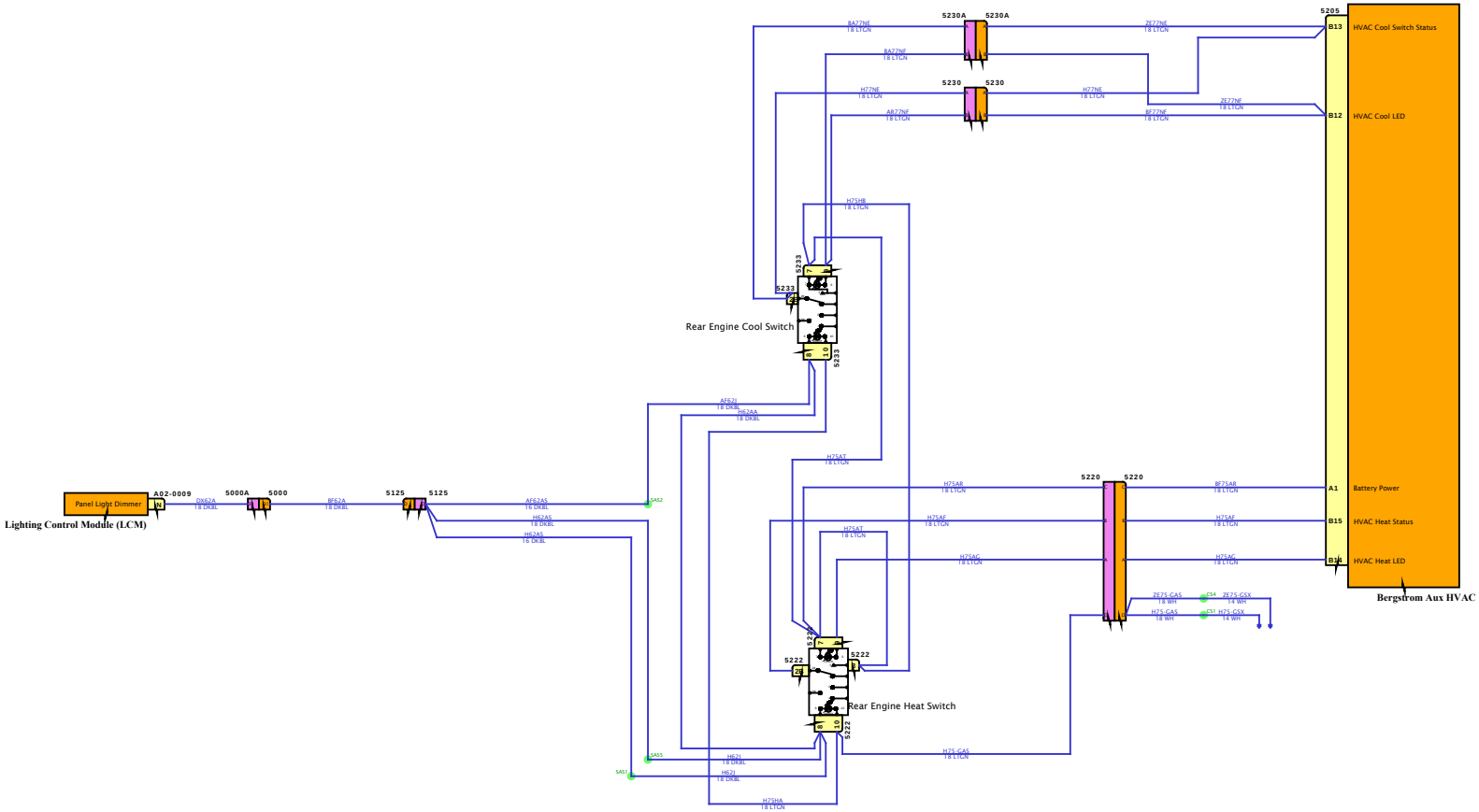

DESIGN DESCRIPTION

FEATURE CODES

SOFTWARE FEATURE CODES

DESIGN DESCRIPTION

FEATURE CODES

SOFTWARE FEATURE CODES

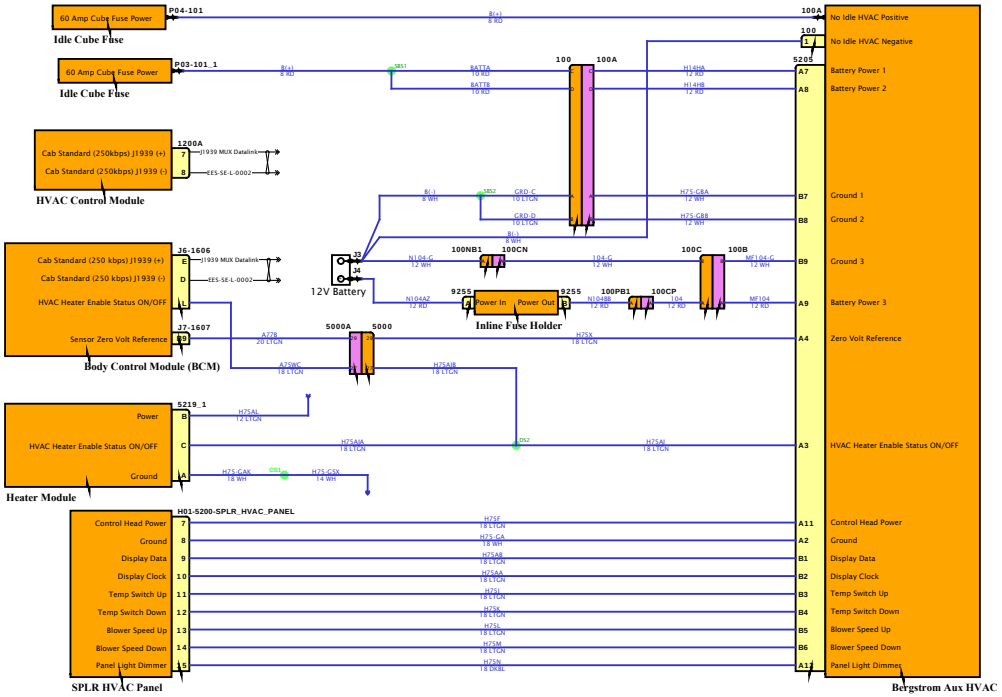

Diagram2 - No Idle Switching

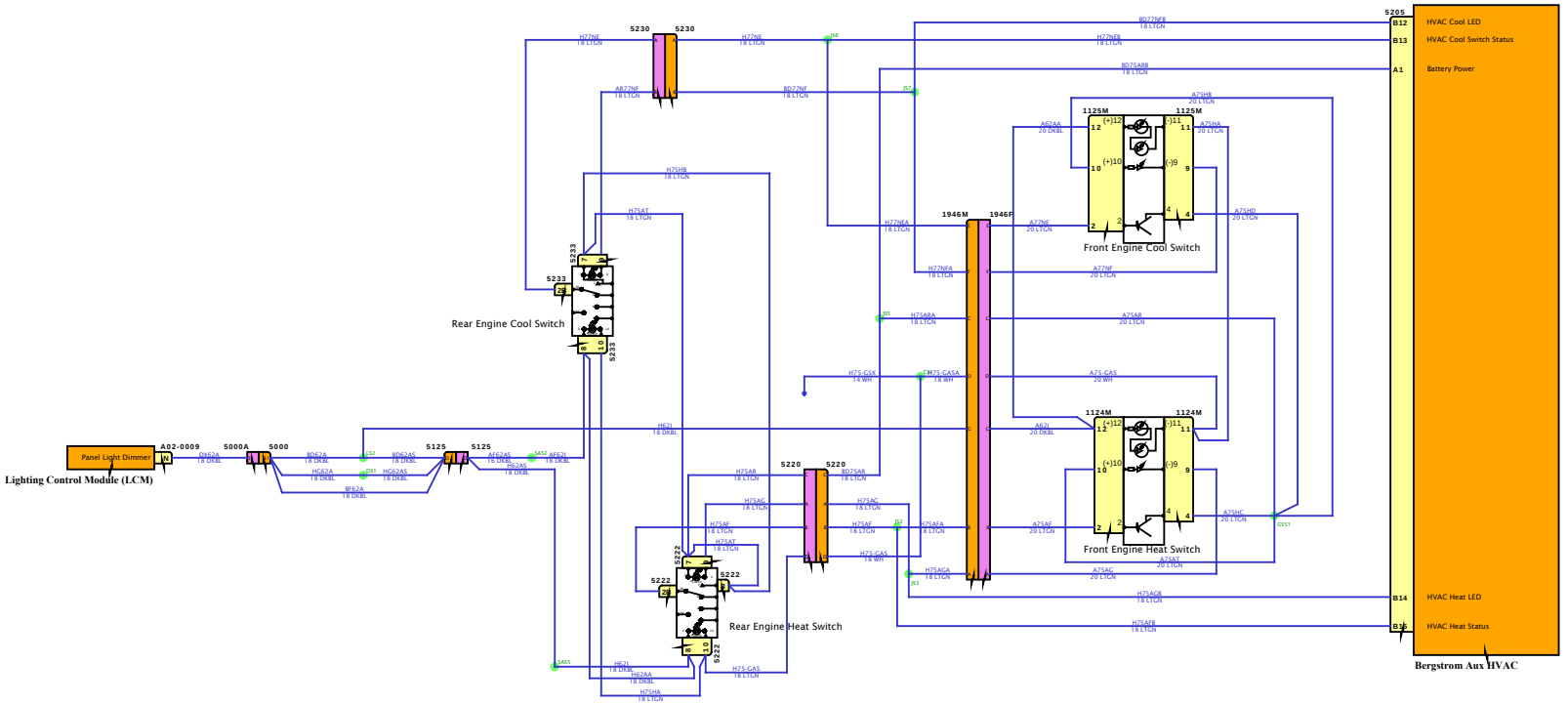

DESIGN DESCRIPTION

FEATURE CODES

SOFTWARE FEATURE CODES

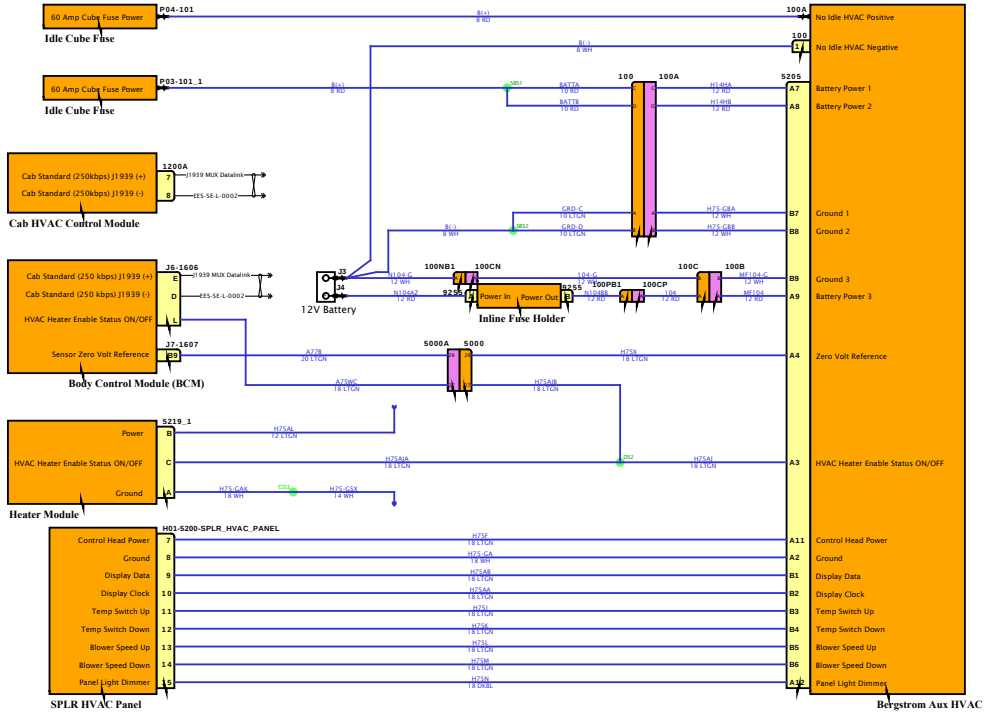

DESIGN DESCRIPTION

FEATURE CODES

SOFTWARE FEATURE CODES

Diagram2 - No Idle Switching

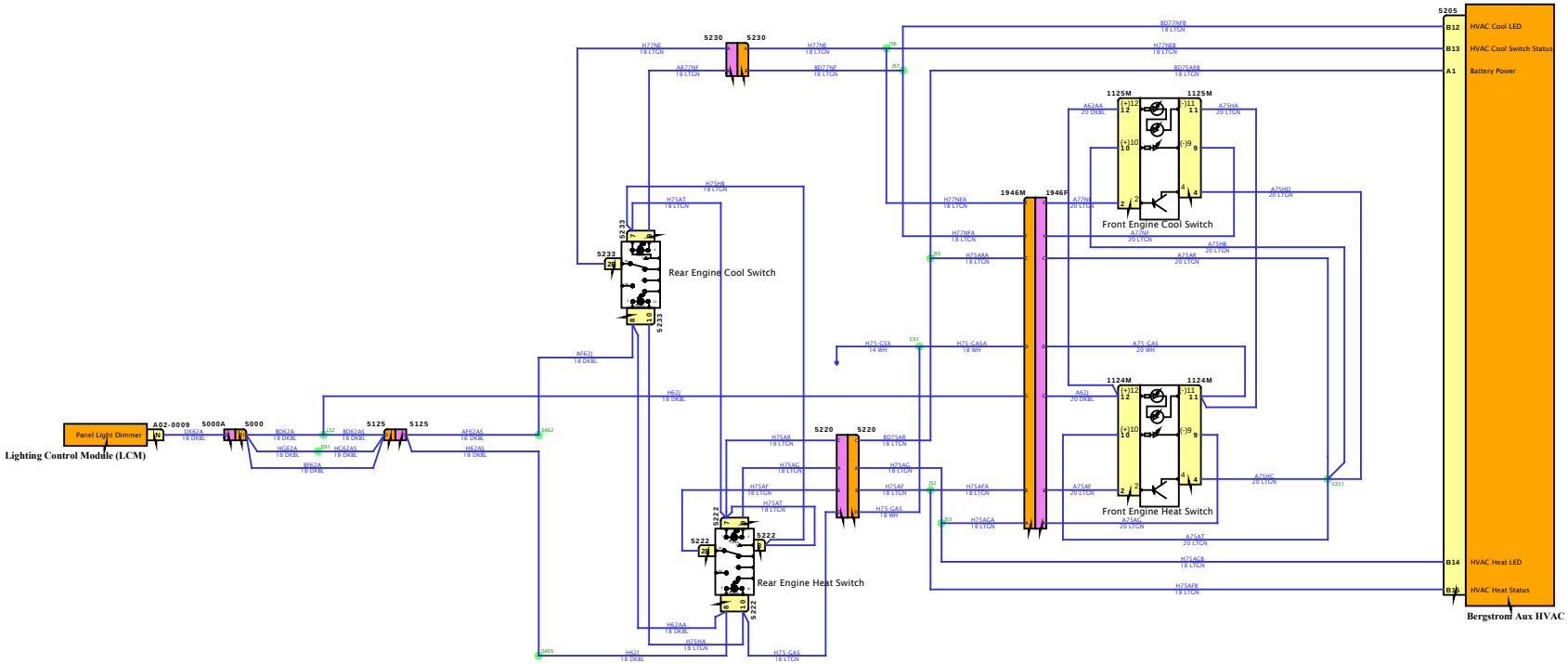

DESIGN DESCRIPTION

FEATURE CODES

SOFTWARE FEATURE CODES

DESIGN DESCRIPTION

FEATURE CODES

SOFTWARE FEATURE CODES

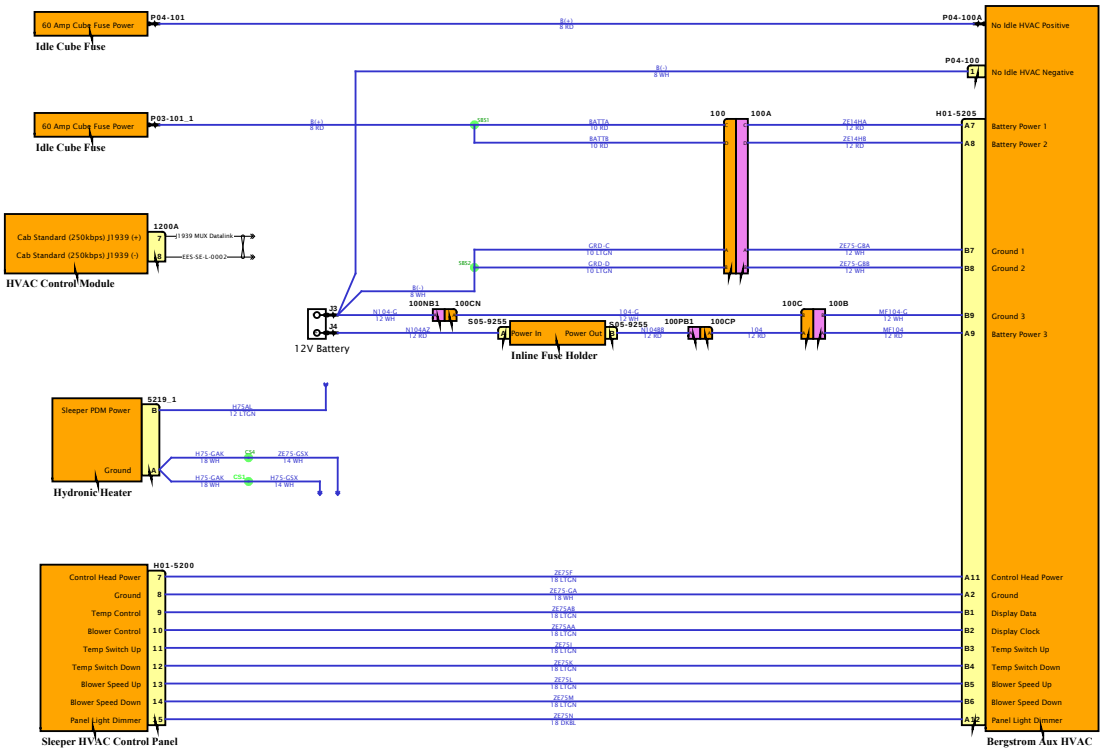

Diagram2 - No Idle Switching

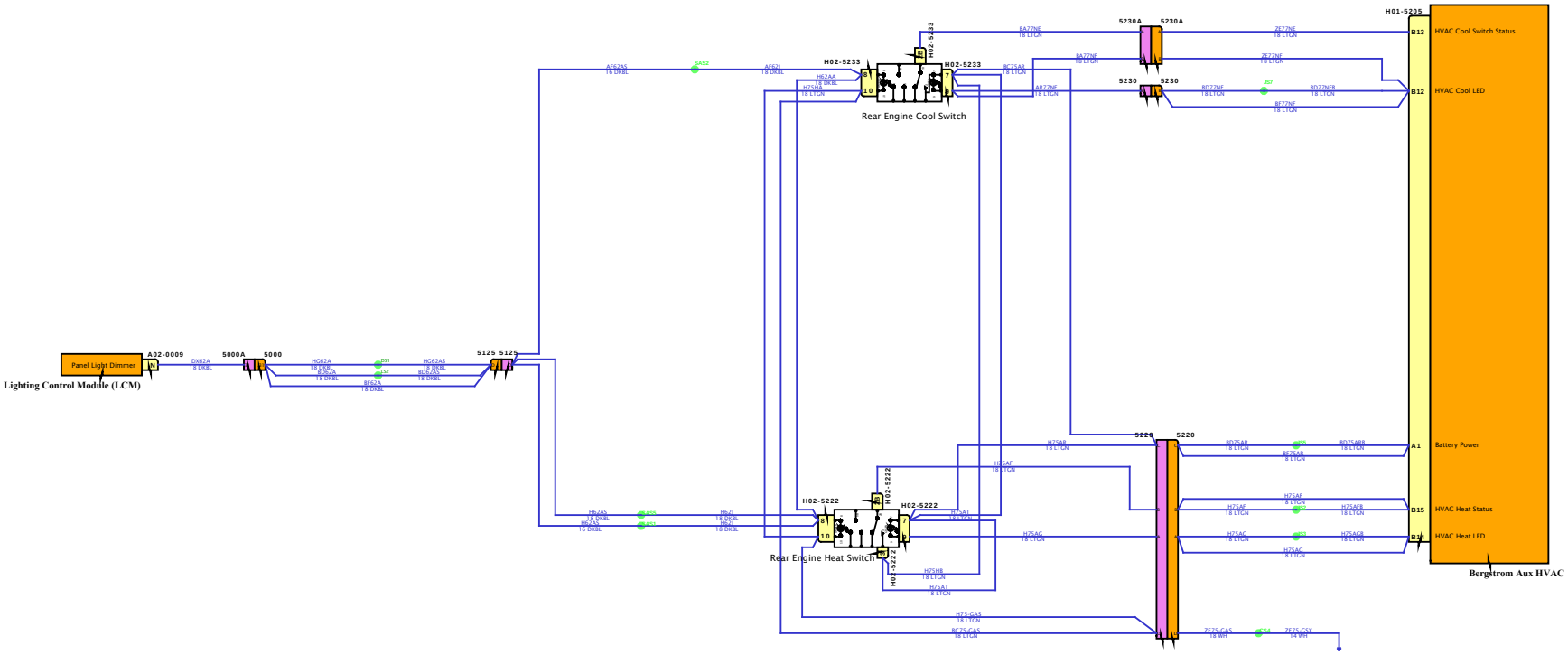

DESIGN DESCRIPTION

FEATURE CODES

SOFTWARE FEATURE CODES

Diagram3 - Espar Circuit

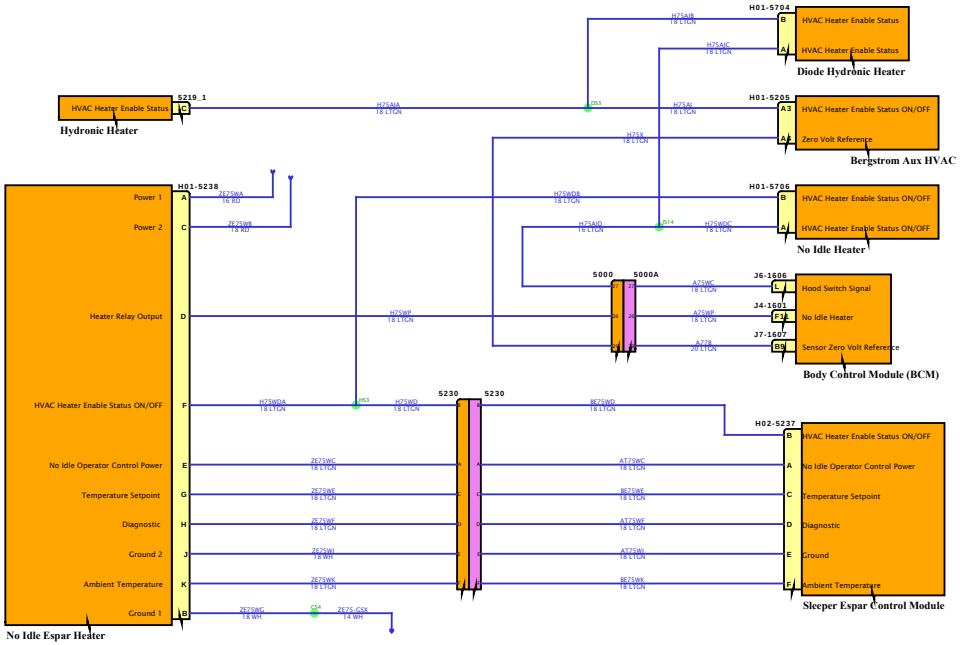

DESIGN DESCRIPTION

FEATURE CODES

SOFTWARE FEATURE CODES

DESIGN DESCRIPTION

FEATURE CODES

SOFTWARE FEATURE CODES

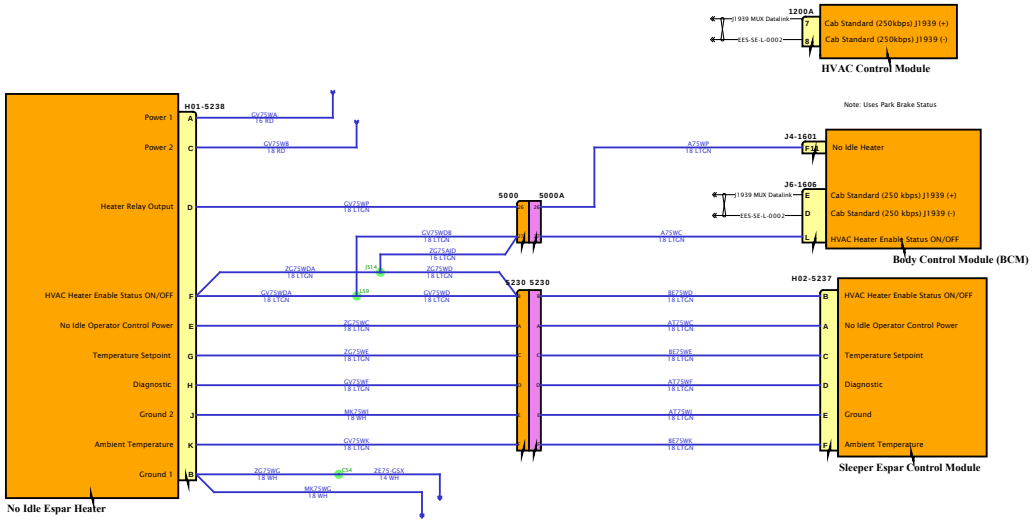

Diagram1

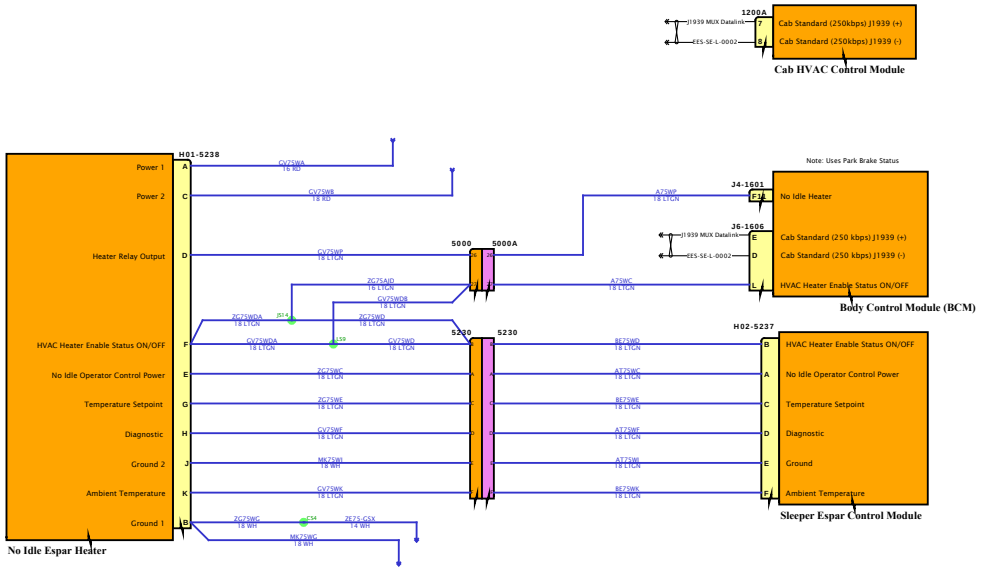

DESIGN DESCRIPTION

FEATURE CODES

SOFTWARE FEATURE CODES

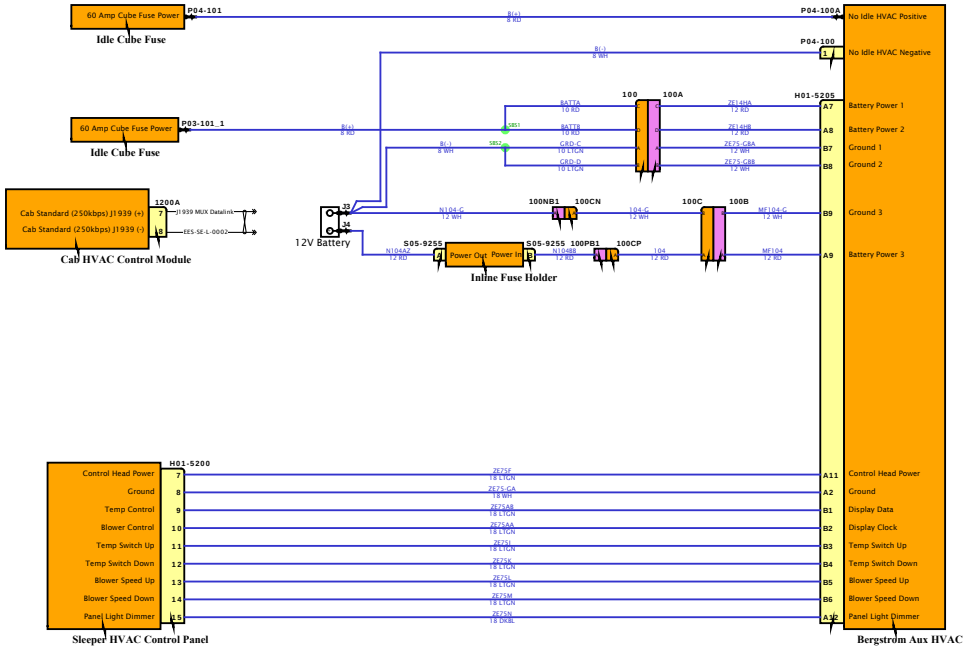

DESIGN DESCRIPTION

FEATURE CODES

SOFTWARE FEATURE CODES

Diagram2 - No Idle Switching

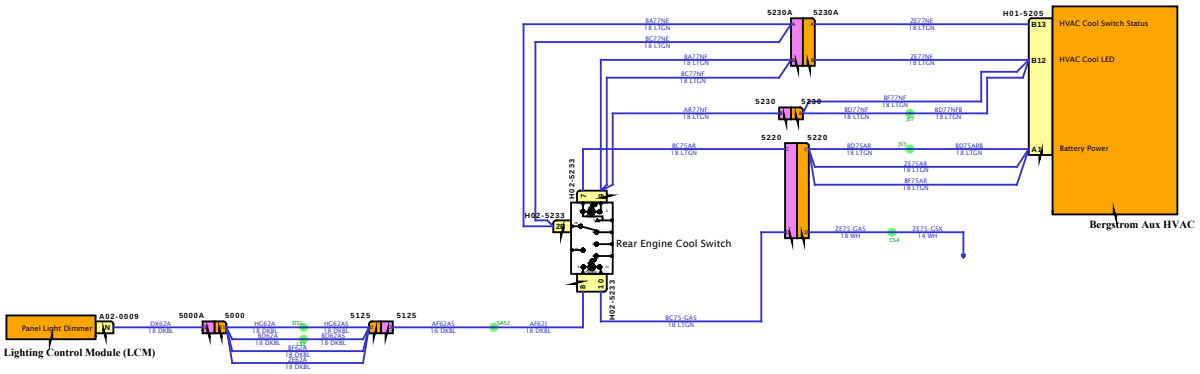

DESIGN DESCRIPTION

FEATURE CODES

SOFTWARE FEATURE CODES

Diagram3 - Espar Circuit

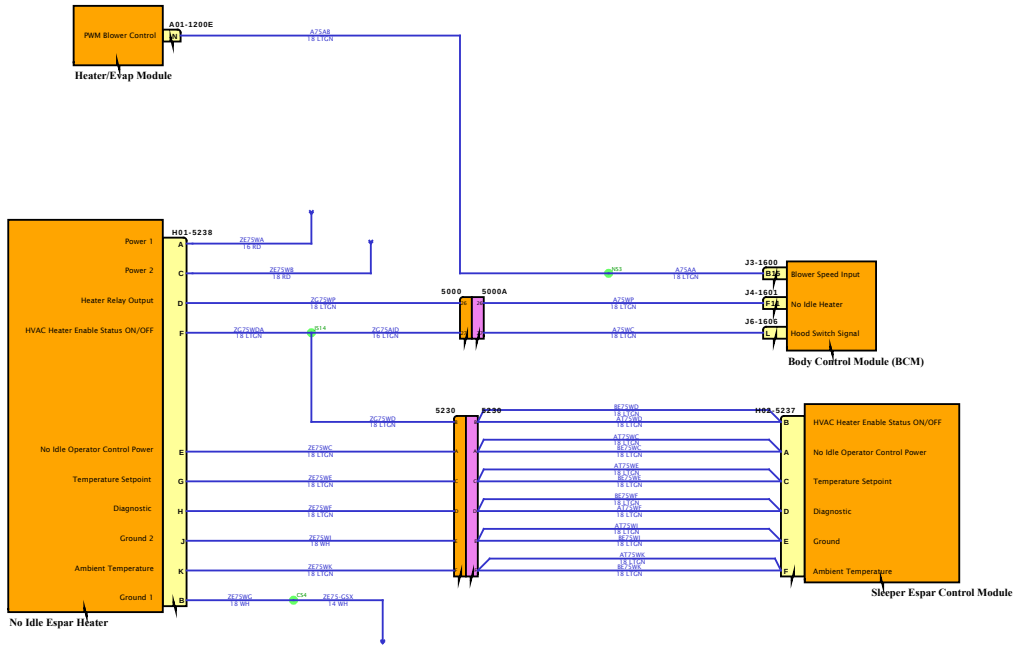

DESIGN DESCRIPTION

FEATURE CODES

SOFTWARE FEATURE CODES

DESIGN DESCRIPTION

FEATURE CODES

SOFTWARE FEATURE CODES

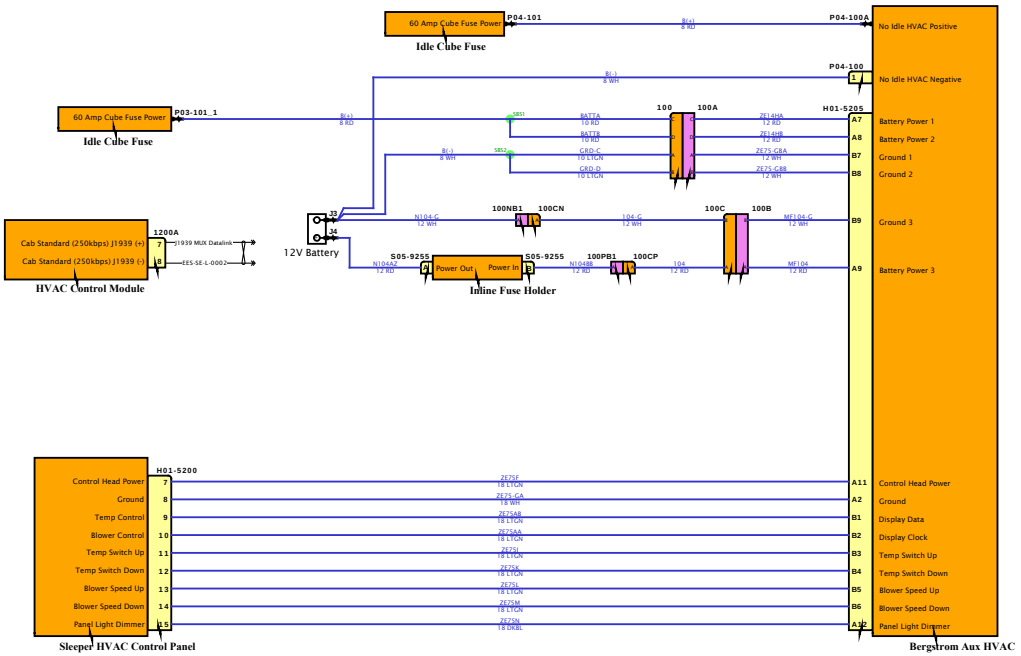

Diagram2 - No Idle Switching

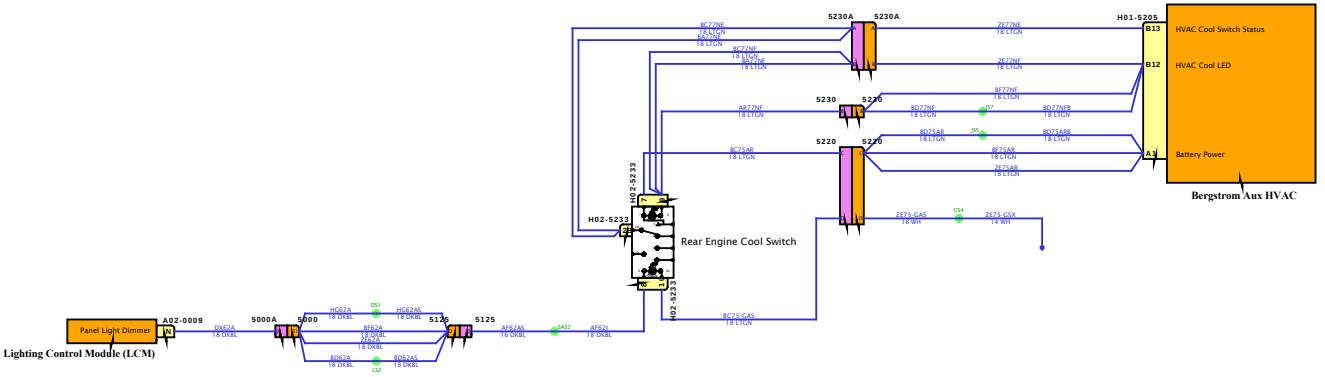

DESIGN DESCRIPTION

FEATURE CODES

SOFTWARE FEATURE CODES

DESIGN DESCRIPTION

FEATURE CODES

SOFTWARE FEATURE CODES

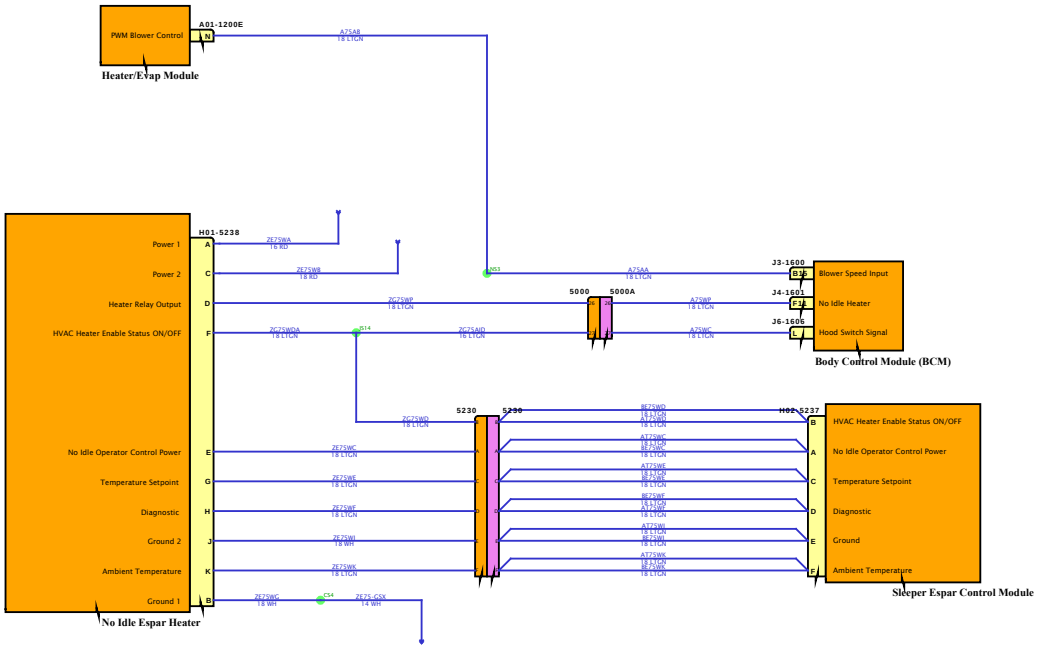

Diagram1

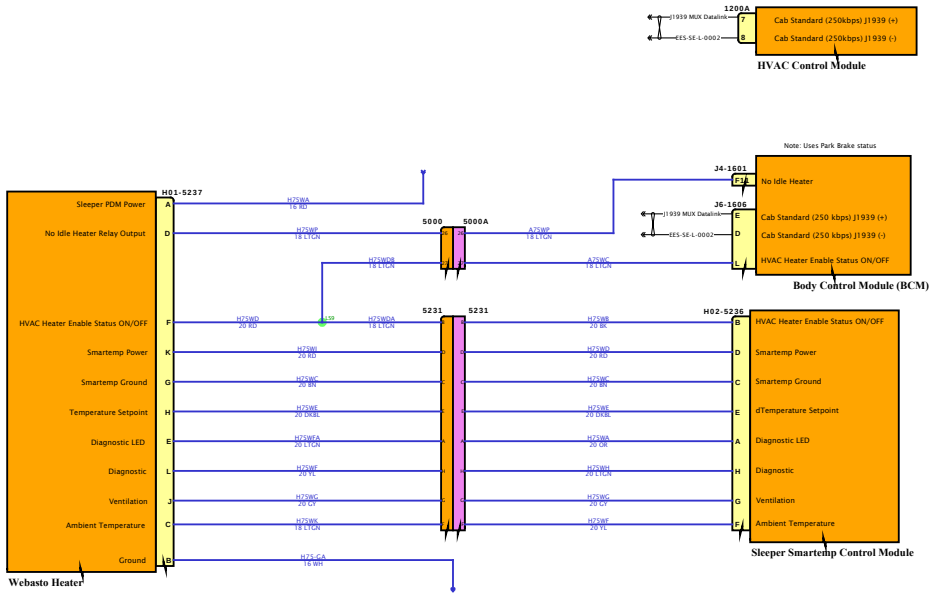

DESIGN DESCRIPTION

FEATURE CODES

SOFTWARE FEATURE CODES

DESIGN DESCRIPTION

FEATURE CODES

SOFTWARE FEATURE CODES

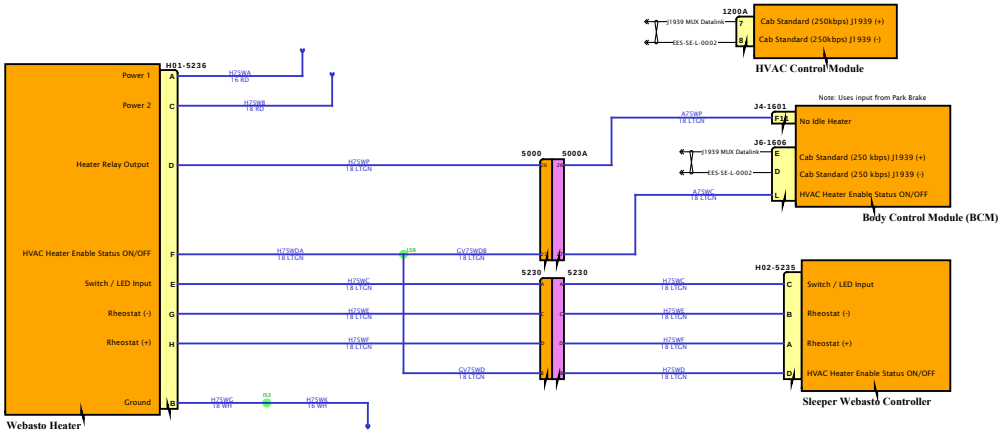

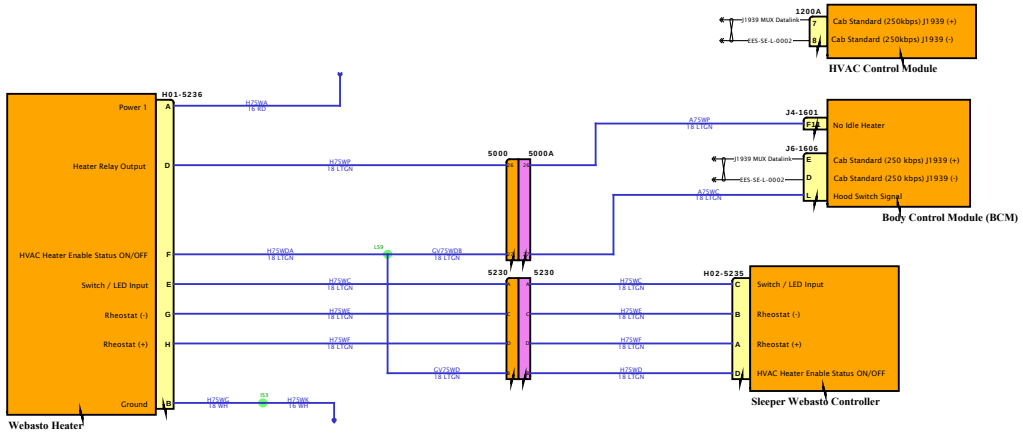

DESIGN DESCRIPTION

FEATURE CODES

SOFTWARE FEATURE CODES

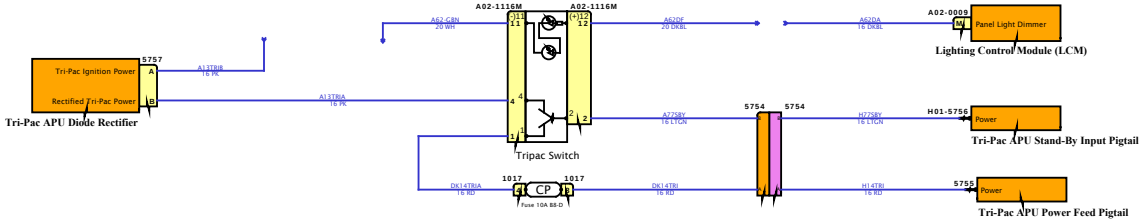

DESIGN DESCRIPTION

FEATURE CODES

SOFTWARE FEATURE CODES

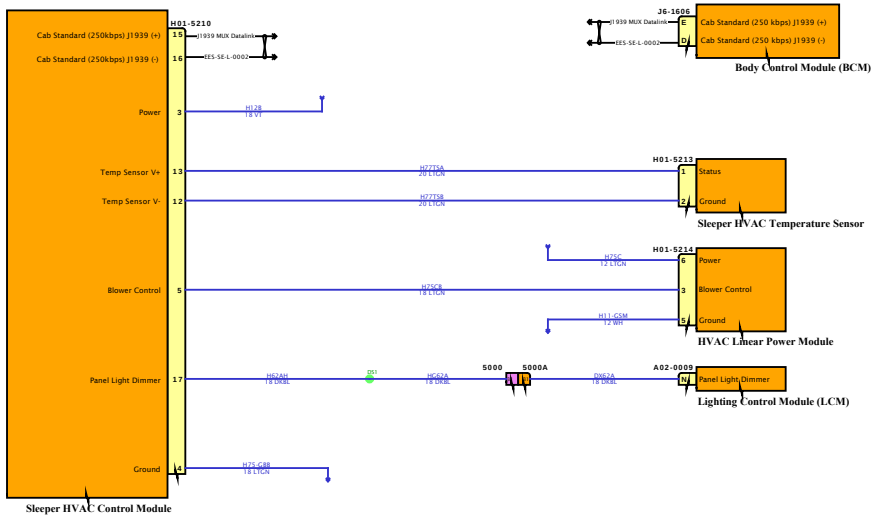

DESIGN DESCRIPTION

FEATURE CODES

SOFTWARE FEATURE CODES

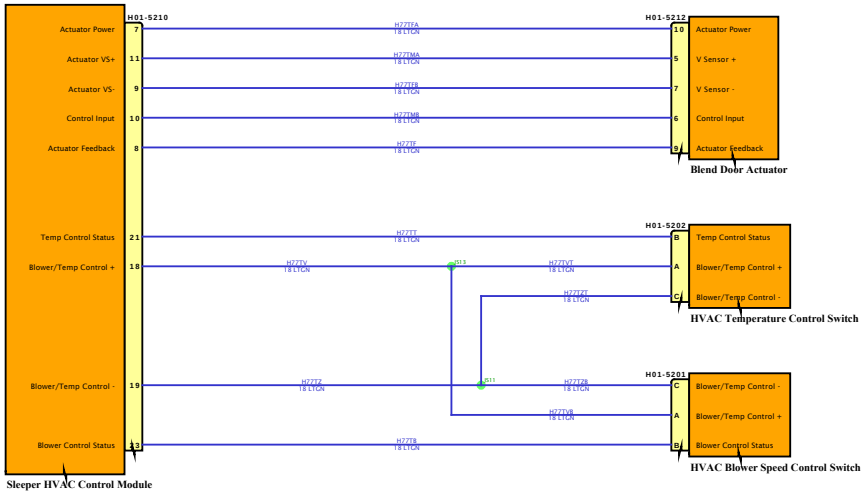

DESIGN DESCRIPTION

FEATURE CODES

SOFTWARE FEATURE CODES

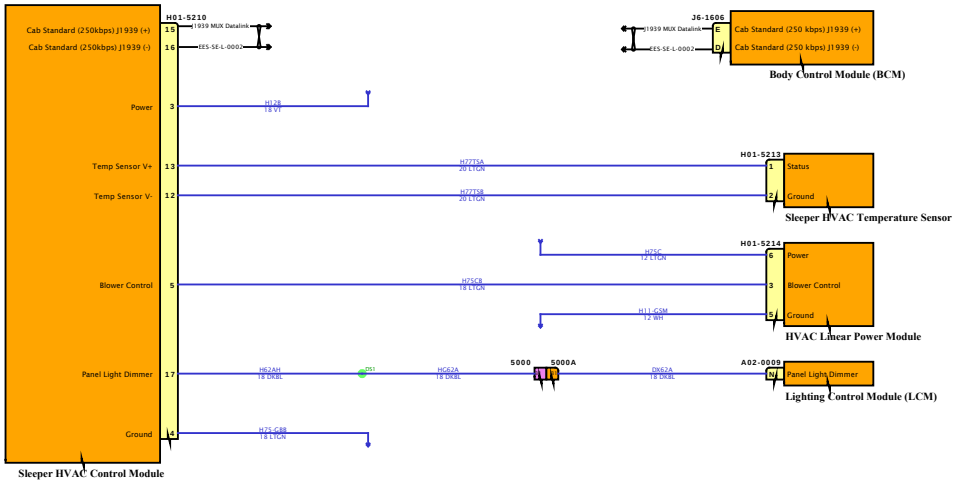

DESIGN DESCRIPTION

FEATURE CODES

SOFTWARE FEATURE CODES

DESIGN DESCRIPTION

FEATURE CODES

SOFTWARE FEATURE CODES

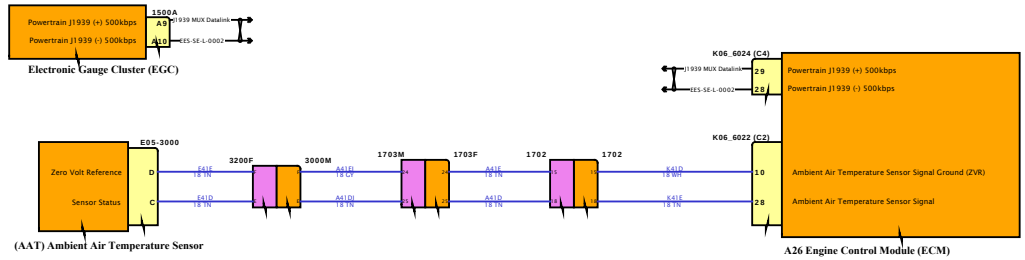

DESIGN DESCRIPTION

FEATURE CODES

SOFTWARE FEATURE CODES

Diagram1

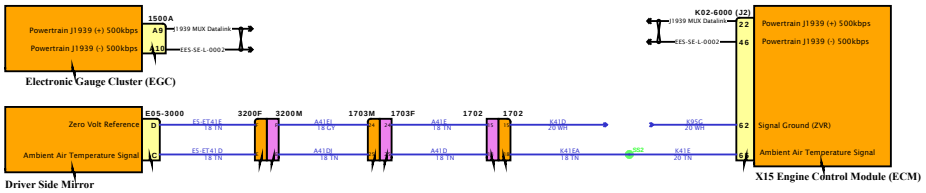

DESIGN DESCRIPTION

FEATURE CODES

SOFTWARE FEATURE CODES

DESIGN DESCRIPTION

FEATURE CODES

SOFTWARE FEATURE CODES

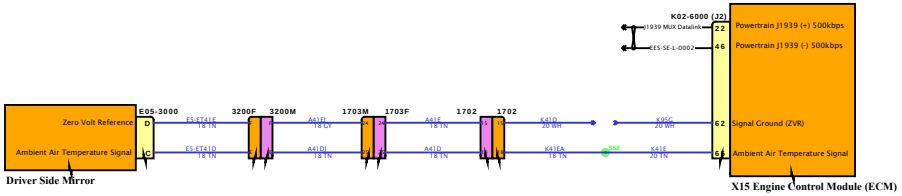

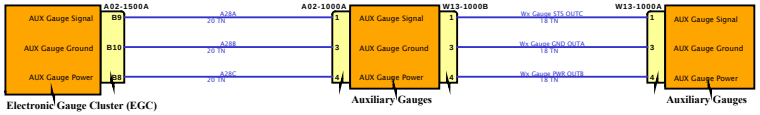

DESIGN DESCRIPTION

FEATURE CODES

SOFTWARE FEATURE CODES

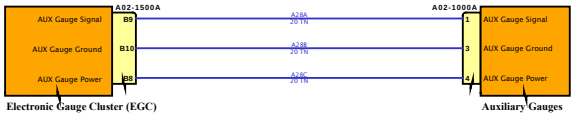

DESIGN DESCRIPTION

FEATURE CODES

SOFTWARE FEATURE CODES

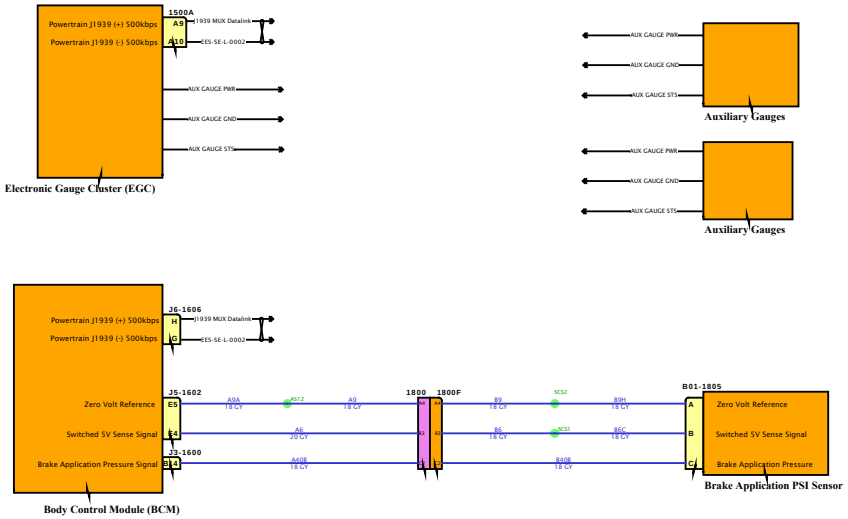

DESIGN DESCRIPTION

FEATURE CODES

SOFTWARE FEATURE CODES

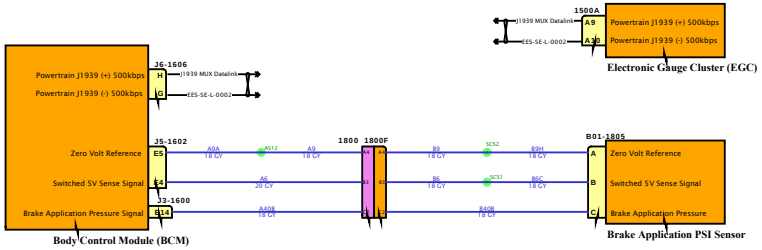

DESIGN DESCRIPTION

FEATURE CODES

SOFTWARE FEATURE CODES

DESIGN DESCRIPTION

FEATURE CODES

SOFTWARE FEATURE CODES

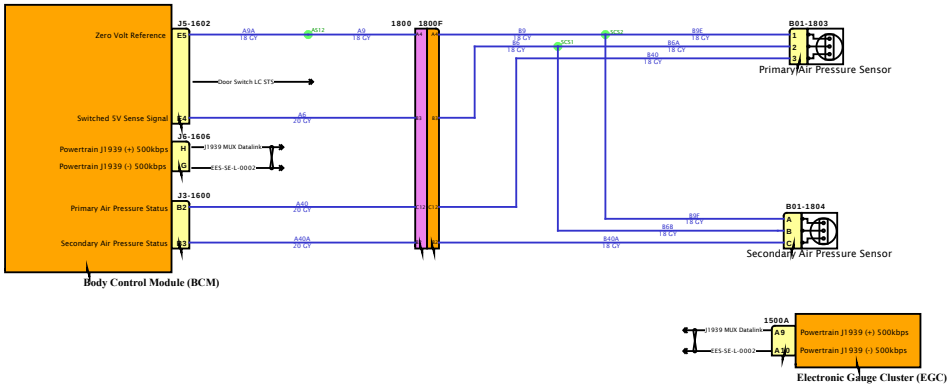

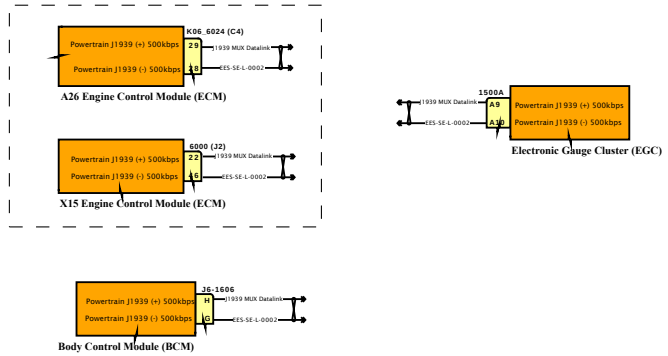

DESIGN DESCRIPTION

FEATURE CODES

SOFTWARE FEATURE CODES

Diagram1

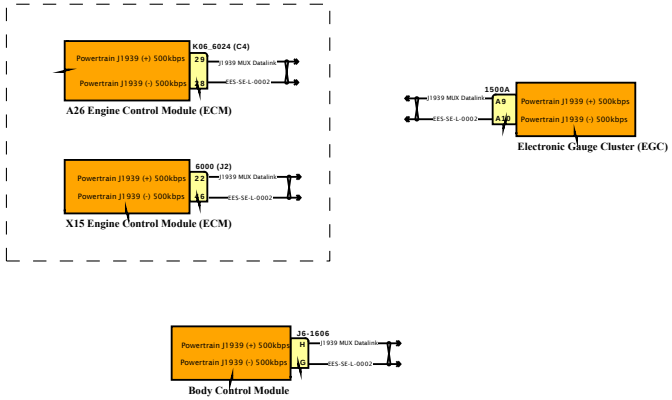

DESIGN DESCRIPTION

FEATURE CODES

SOFTWARE FEATURE CODES

Diagram1

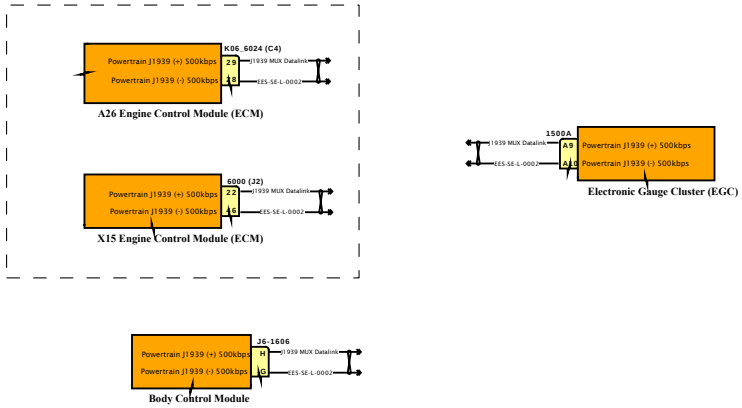

DESIGN DESCRIPTION

FEATURE CODES

SOFTWARE FEATURE CODES

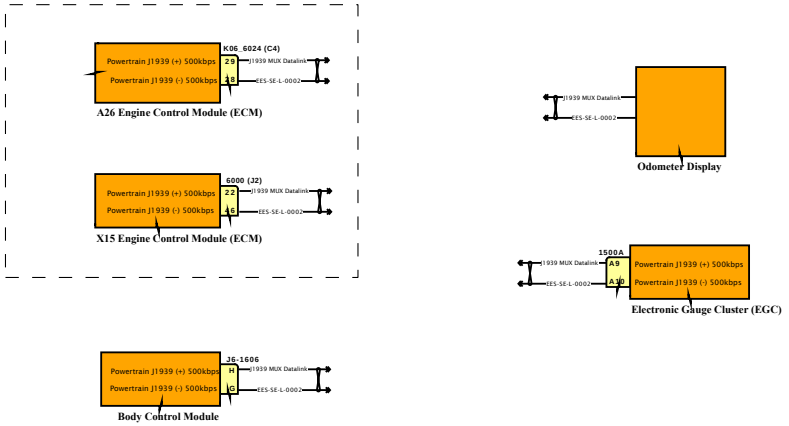

DESIGN DESCRIPTION

FEATURE CODES

SOFTWARE FEATURE CODES

Diagram1

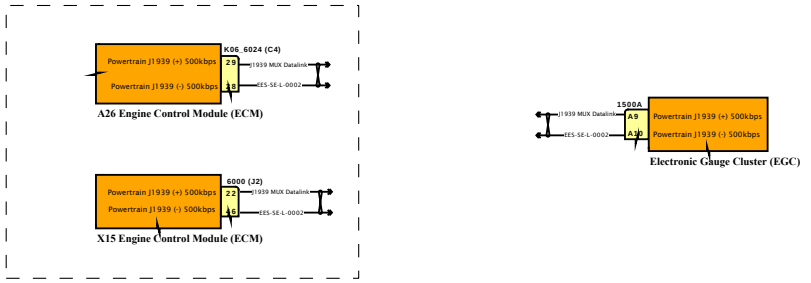

DESIGN DESCRIPTION

FEATURE CODES

SOFTWARE FEATURE CODES

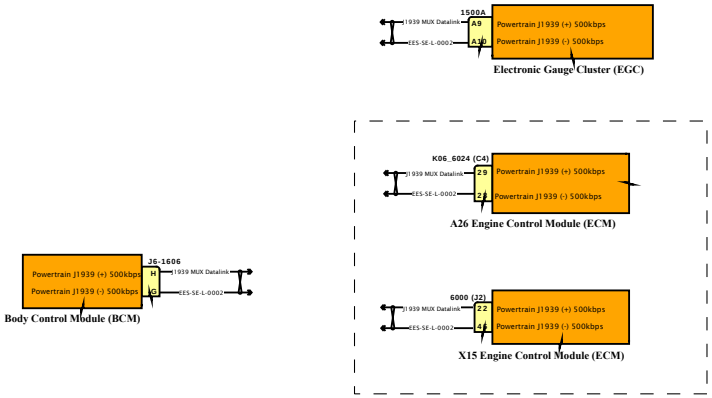

DESIGN DESCRIPTION

FEATURE CODES

SOFTWARE FEATURE CODES

Diagram1

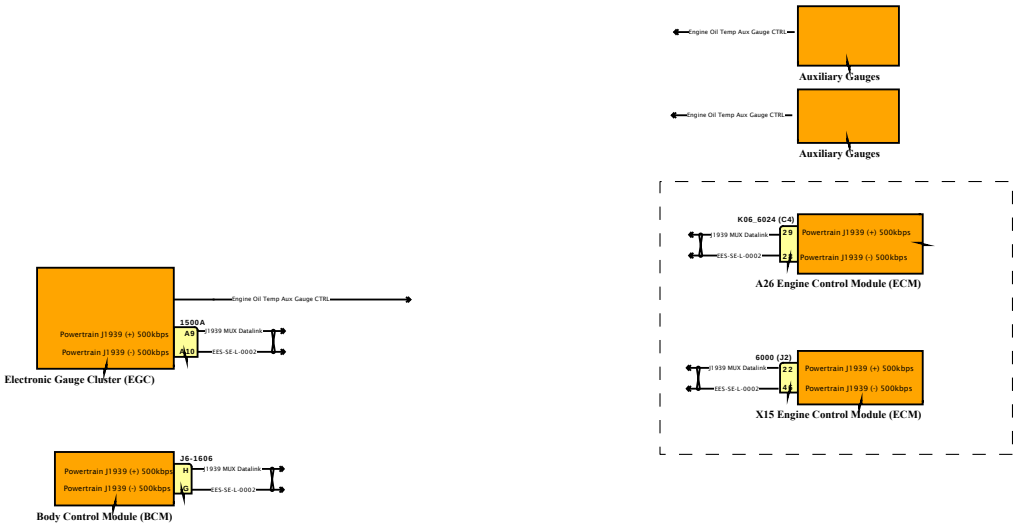

DESIGN DESCRIPTION

FEATURE CODES

SOFTWARE FEATURE CODES

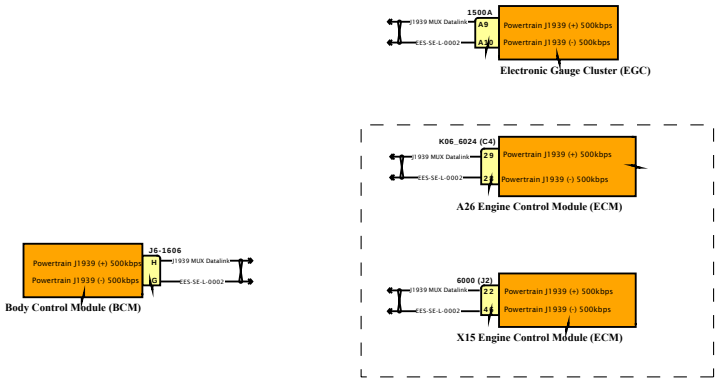

DESIGN DESCRIPTION

FEATURE CODES

SOFTWARE FEATURE CODES

Diagram1

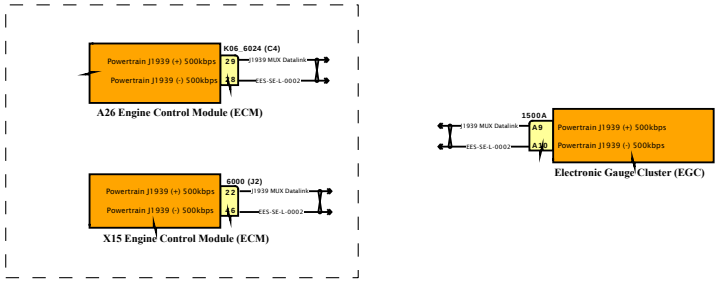

DESIGN DESCRIPTION

FEATURE CODES

SOFTWARE FEATURE CODES

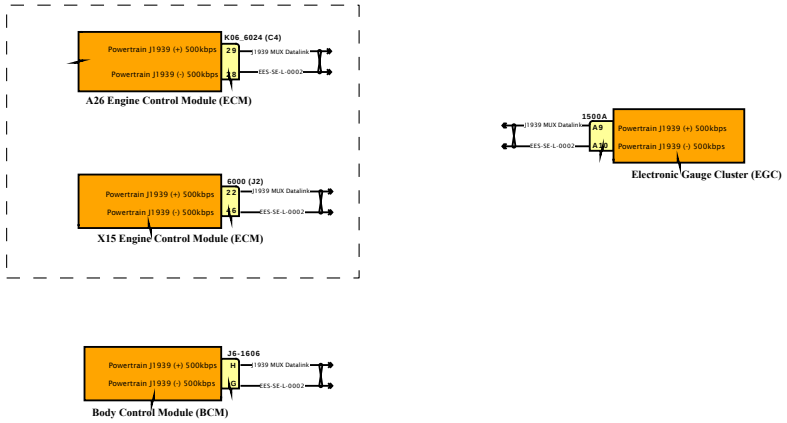

DESIGN DESCRIPTION

FEATURE CODES

SOFTWARE FEATURE CODES

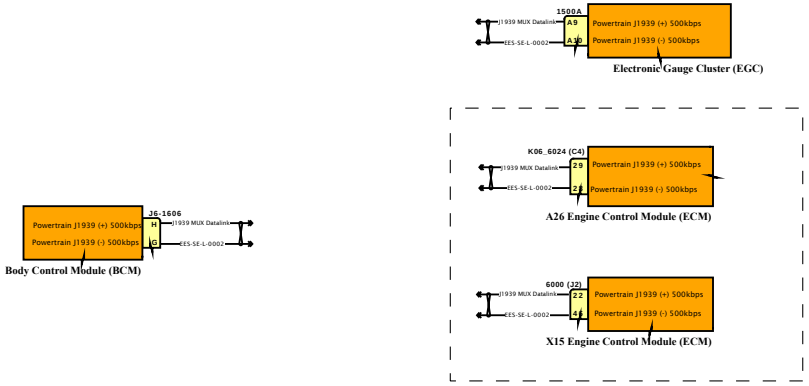

DESIGN DESCRIPTION

FEATURE CODES

SOFTWARE FEATURE CODES

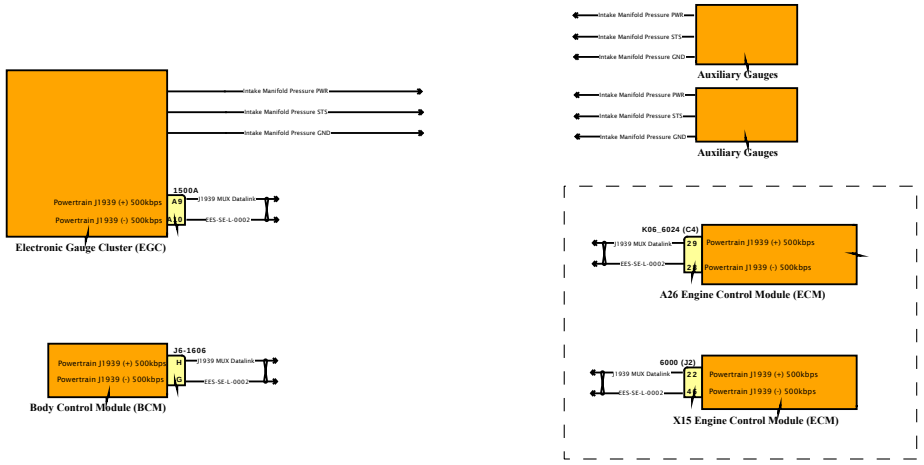

DESIGN DESCRIPTION

FEATURE CODES

SOFTWARE FEATURE CODES

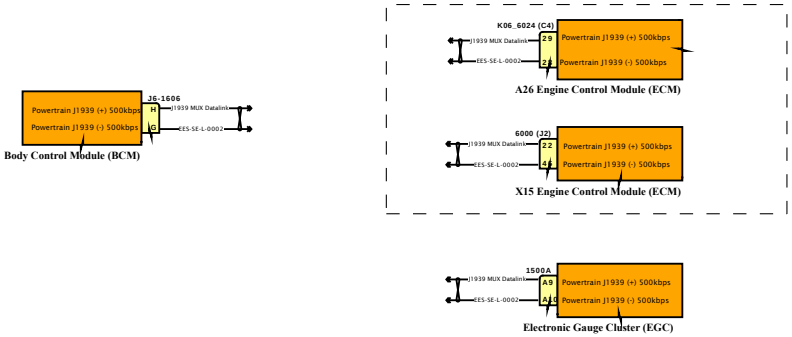

DESIGN DESCRIPTION

FEATURE CODES

SOFTWARE FEATURE CODES

Diagram1

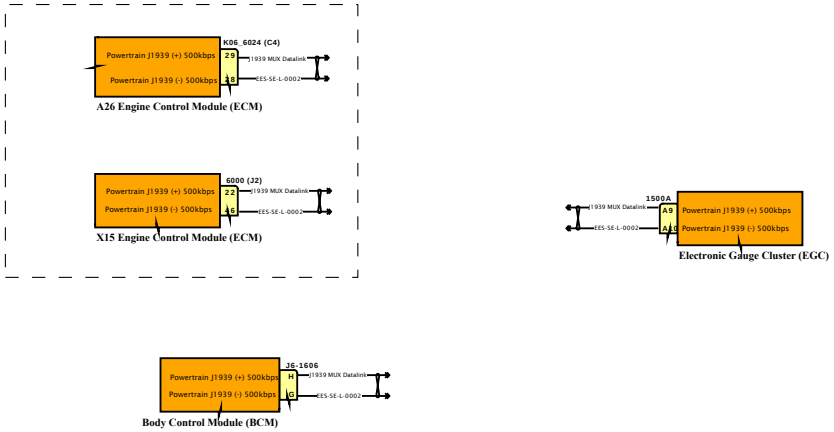

DESIGN DESCRIPTION

FEATURE CODES

SOFTWARE FEATURE CODES

Diagram1

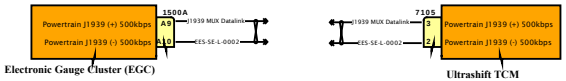

DESIGN DESCRIPTION

FEATURE CODES

SOFTWARE FEATURE CODES

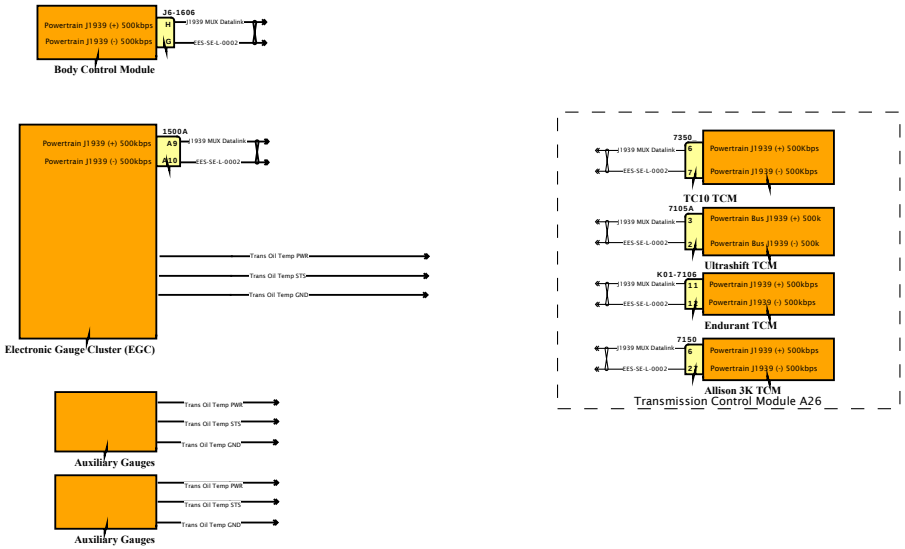

DESIGN DESCRIPTION

FEATURE CODES

SOFTWARE FEATURE CODES

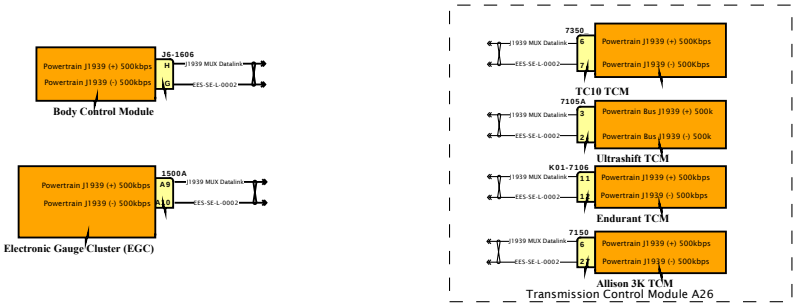

DESIGN DESCRIPTION

FEATURE CODES

SOFTWARE FEATURE CODES

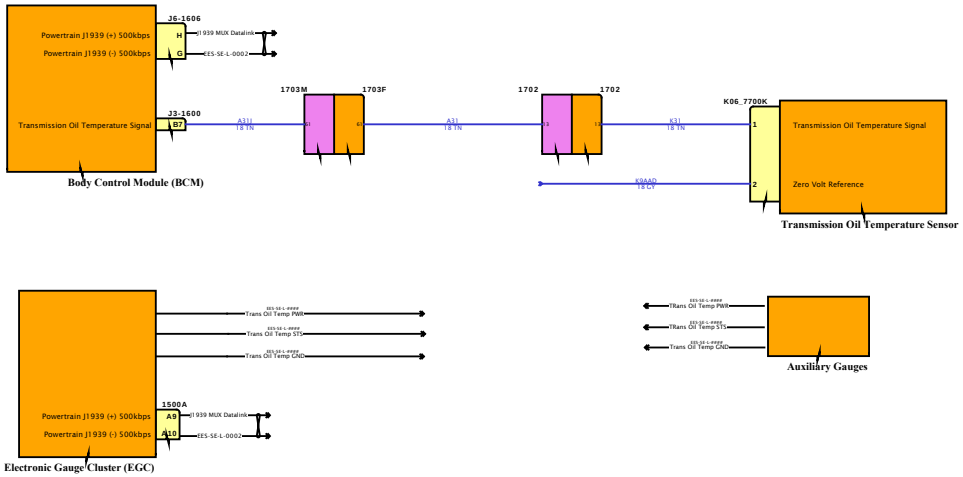

DESIGN DESCRIPTION

FEATURE CODES

SOFTWARE FEATURE CODES

DESIGN DESCRIPTION

FEATURE CODES

SOFTWARE FEATURE CODES

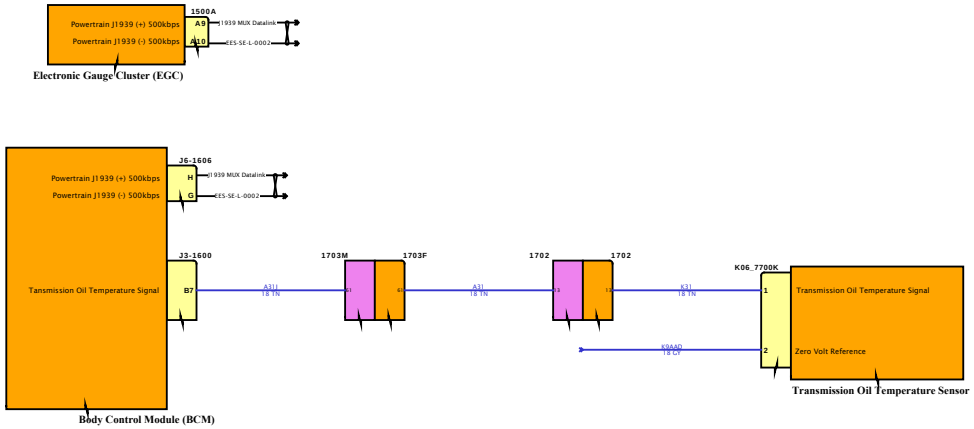

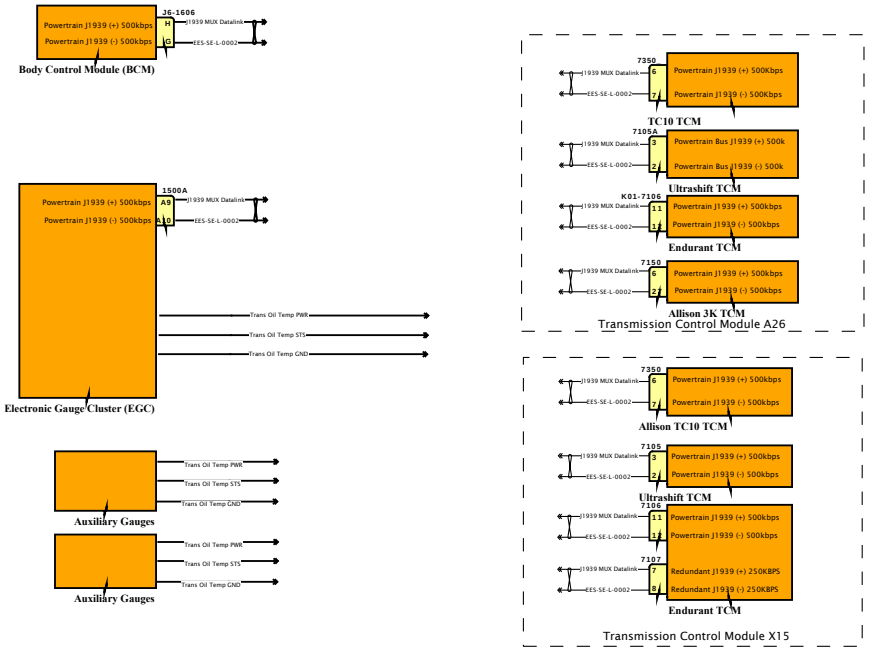

DESIGN DESCRIPTION

FEATURE CODES

SOFTWARE FEATURE CODES

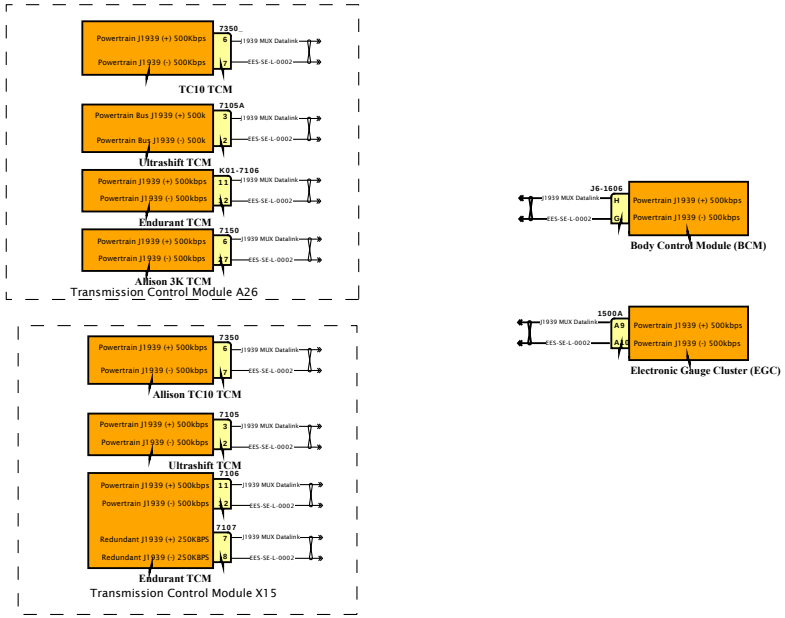

DESIGN DESCRIPTION

FEATURE CODES

SOFTWARE FEATURE CODES

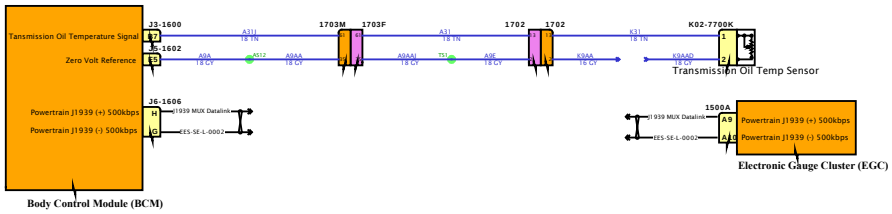

DESIGN DESCRIPTION

FEATURE CODES

SOFTWARE FEATURE CODES

DESIGN DESCRIPTION

FEATURE CODES

SOFTWARE FEATURE CODES

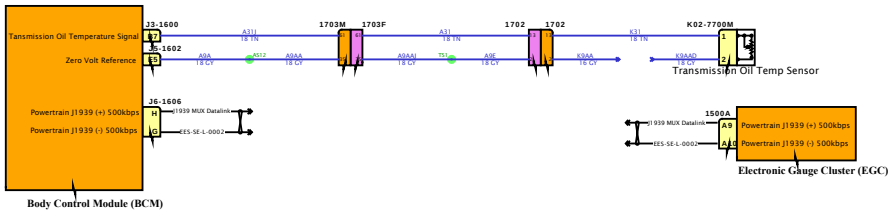

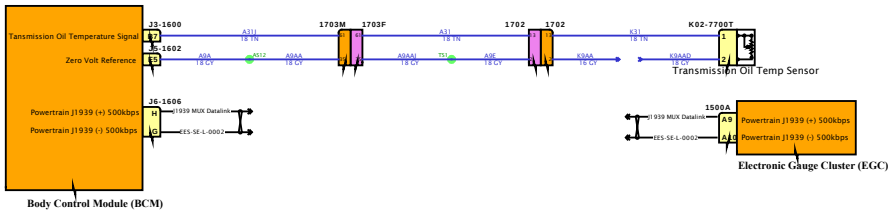

DESIGN DESCRIPTION

FEATURE CODES

SOFTWARE FEATURE CODES

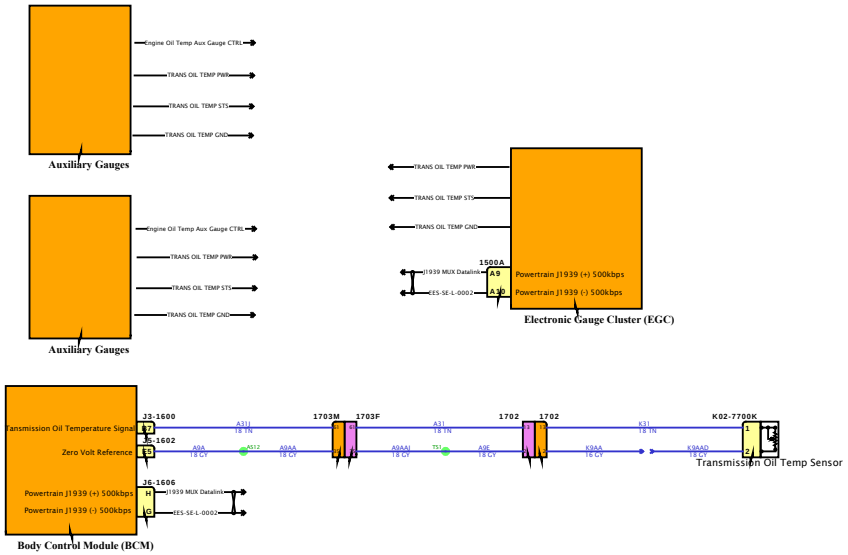

DESIGN DESCRIPTION

FEATURE CODES

SOFTWARE FEATURE CODES

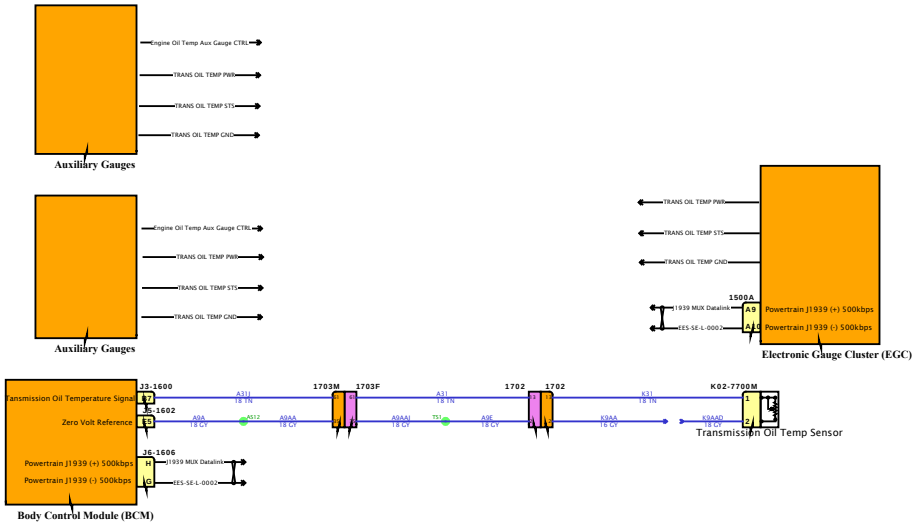

DESIGN DESCRIPTION

FEATURE CODES

SOFTWARE FEATURE CODES

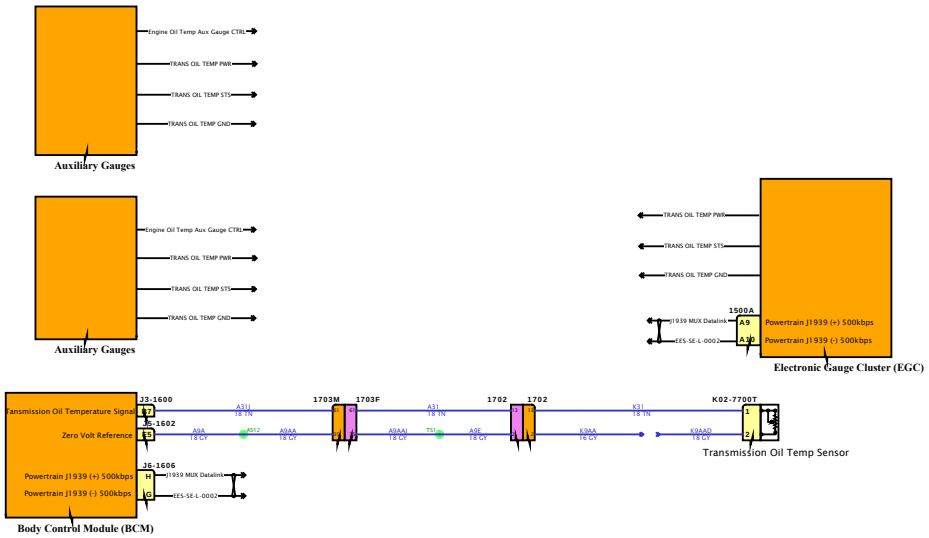

DESIGN DESCRIPTION

FEATURE CODES

SOFTWARE FEATURE CODES

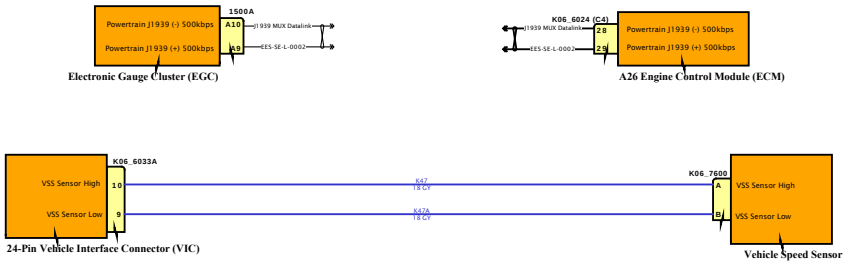

DESIGN DESCRIPTION

FEATURE CODES

SOFTWARE FEATURE CODES

DESIGN DESCRIPTION

FEATURE CODES

SOFTWARE FEATURE CODES

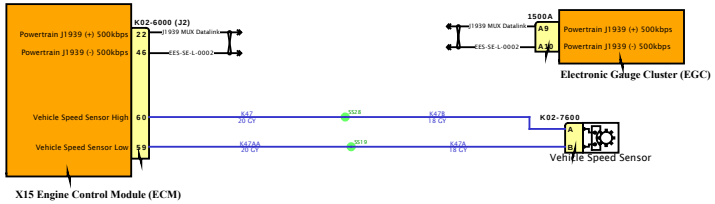

Diagram1

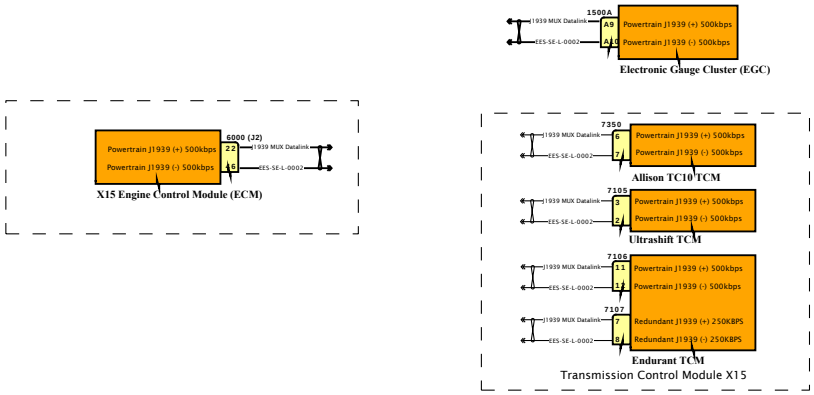

DESIGN DESCRIPTION

FEATURE CODES

SOFTWARE FEATURE CODES

Diagram1

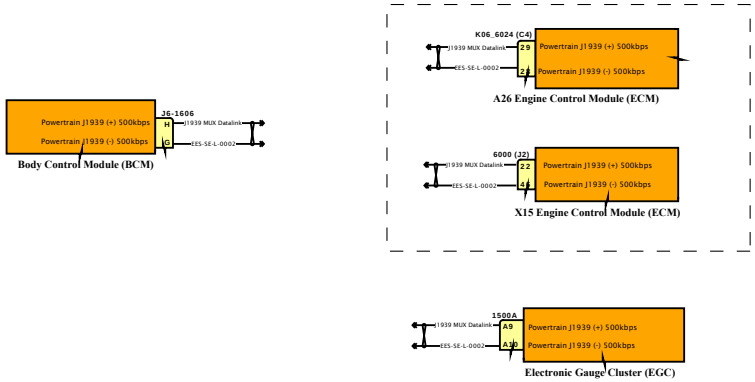

DESIGN DESCRIPTION

FEATURE CODES

SOFTWARE FEATURE CODES

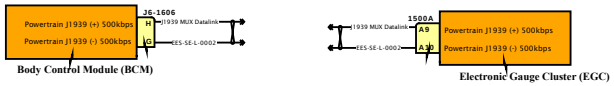

DESIGN DESCRIPTION

FEATURE CODES

SOFTWARE FEATURE CODES

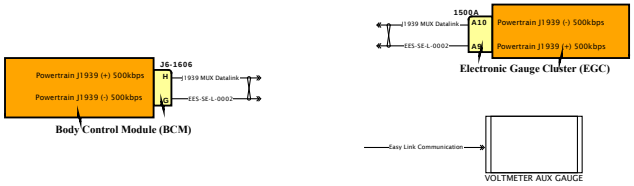

DESIGN DESCRIPTION

FEATURE CODES

SOFTWARE FEATURE CODES

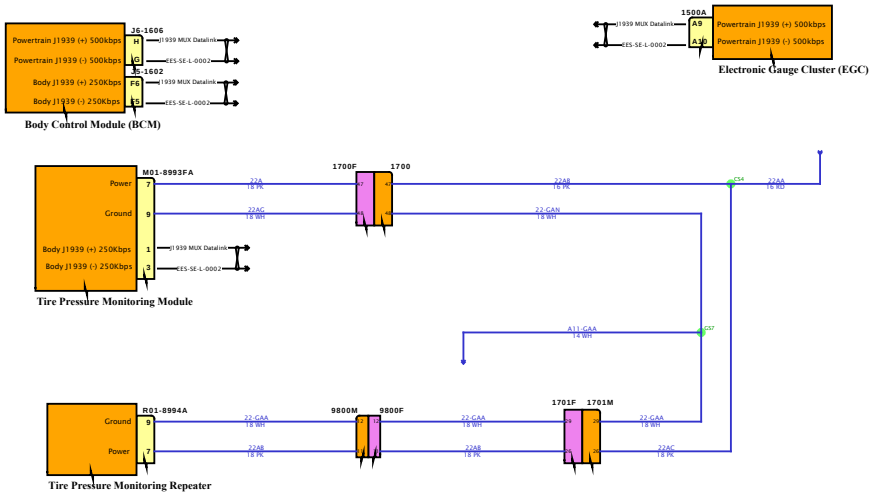

DESIGN DESCRIPTION

FEATURE CODES

SOFTWARE FEATURE CODES

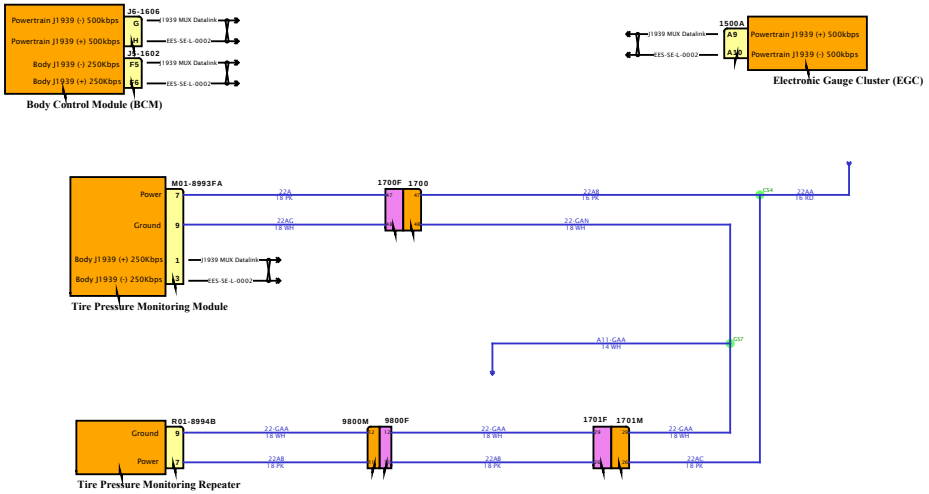

DESIGN DESCRIPTION

FEATURE CODES

SOFTWARE FEATURE CODES

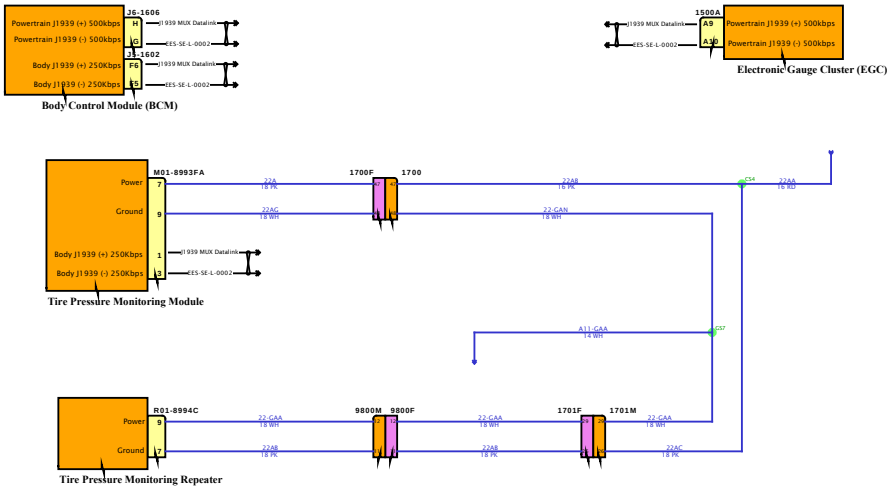

DESIGN DESCRIPTION

FEATURE CODES

SOFTWARE FEATURE CODES

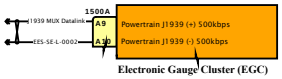

DESIGN DESCRIPTION

FEATURE CODES

SOFTWARE FEATURE CODES

DESIGN DESCRIPTION

FEATURE CODES

SOFTWARE FEATURE CODES

DESIGN DESCRIPTION

FEATURE CODES

SOFTWARE FEATURE CODES

Diagram1

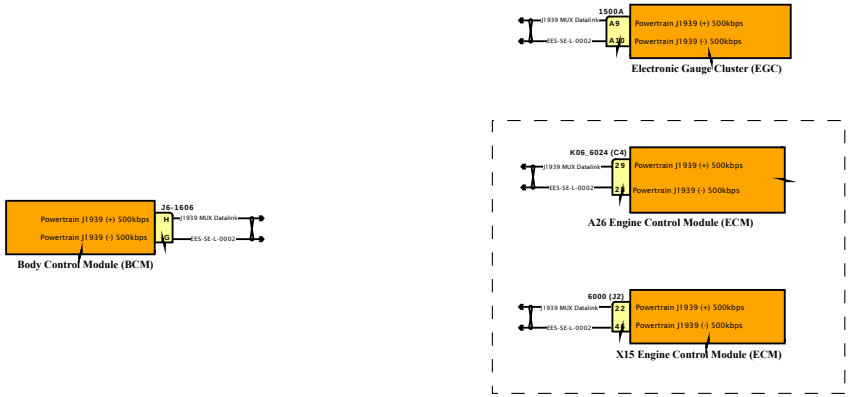

DESIGN DESCRIPTION

FEATURE CODES

SOFTWARE FEATURE CODES

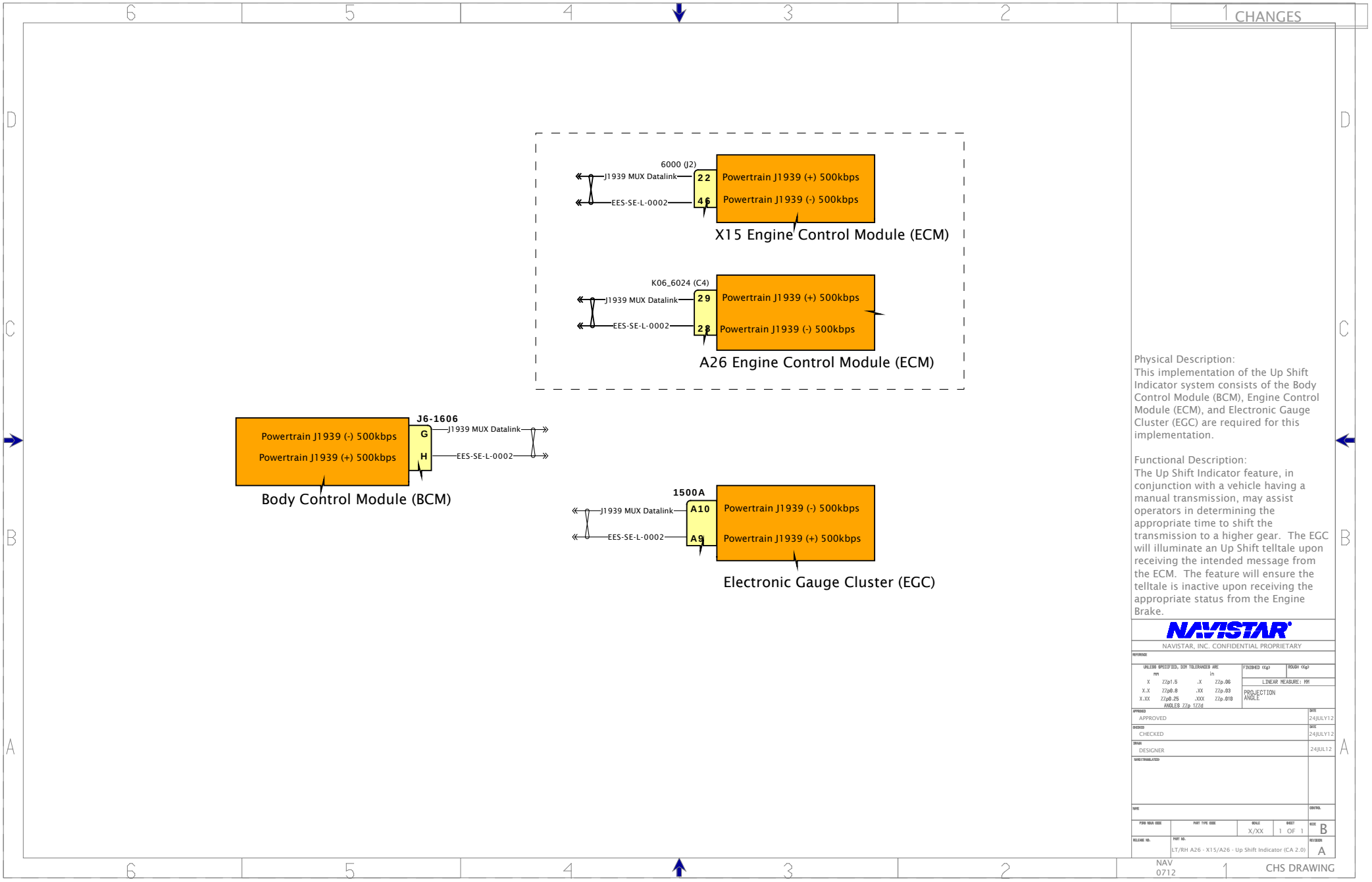
6000 (J2)
J1939 MUX Datalink
22
Powertrain J1939 (+) 500kbps
EES-SE-L-0002
46
Powertrain J1939 (-) 500kbps
X15 Engine Control Module (ECM)
K06_6024 (C4)
J1939 MUX Datalink
29
Powertrain J1939 (+) 500kbps
EES-SE-L-0002
28
Powertrain J1939 (-) 500kbps
A26 Engine Control Module (ECM)
J6-1606
Powertrain J1939 (-) 500kbps
G
J1939 MUX Datalink
Powertrain J1939 (+) 500kbps
H
EES-SE-L-0002
Body Control Module (BCM)
1500A
J1939 MUX Datalink
A10
Powertrain J1939 (-) 500kbps
EES-SE-L-0002
A9
Powertrain J1939 (+) 500kbps
Electronic Gauge Cluster (EGC)
CHANGES
Physical Description:
This implementation of the Up Shift Indicator system consists of the Body Control Module (BCM), Engine Control Module (ECM), and Electronic Gauge Cluster (EGC) are required for this implementation.
Functional Description:
The Up Shift Indicator feature, in conjunction with a vehicle having a manual transmission, may assist operators in determining the appropriate time to shift the transmission to a higher gear. The EGC will illuminate an Up Shift telltale upon receiving the intended message from the ECM. The feature will ensure the telltale is inactive upon receiving the appropriate status from the Engine Brake.
NAVISTAR
NAVISTAR, INC. CONFIDENTIAL PROPRIETARY
APPROVED
CHECKED
DESIGNER
LT/RH A26 - X15/A26 - Up Shift Indicator (CA 2.0)
CHS DRAWING

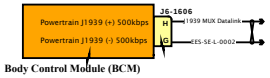

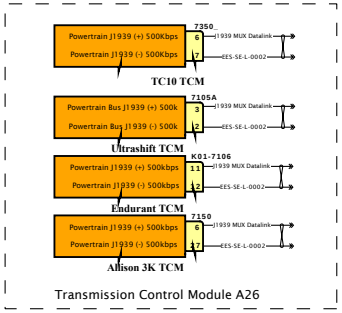

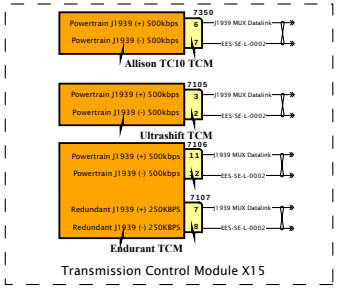

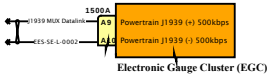

DESIGN DESCRIPTION

FEATURE CODES

SOFTWARE FEATURE CODES

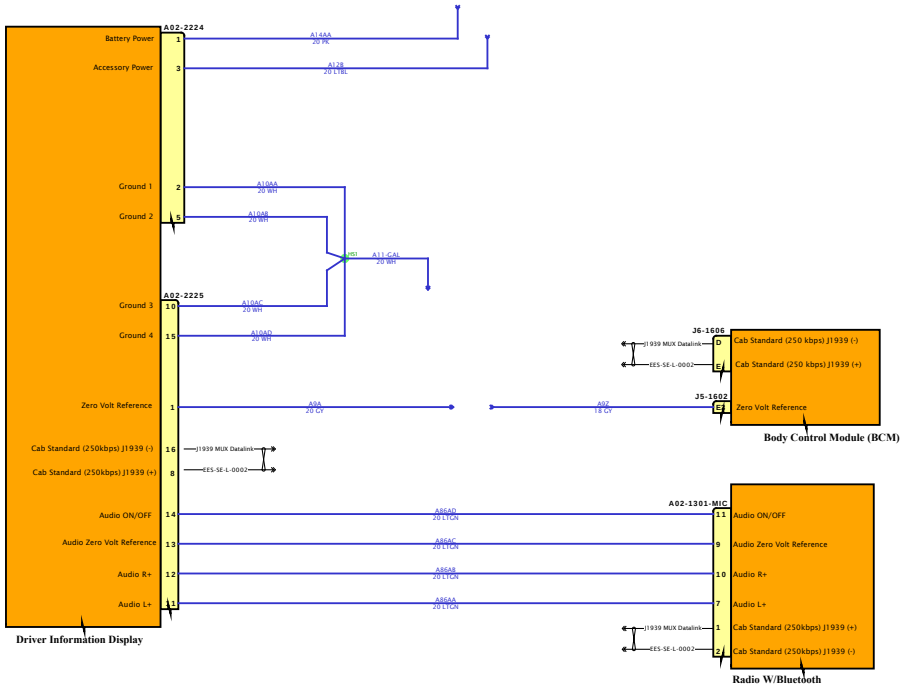

DESIGN DESCRIPTION

FEATURE CODES

SOFTWARE FEATURE CODES

DESIGN DESCRIPTION

FEATURE CODES

SOFTWARE FEATURE CODES

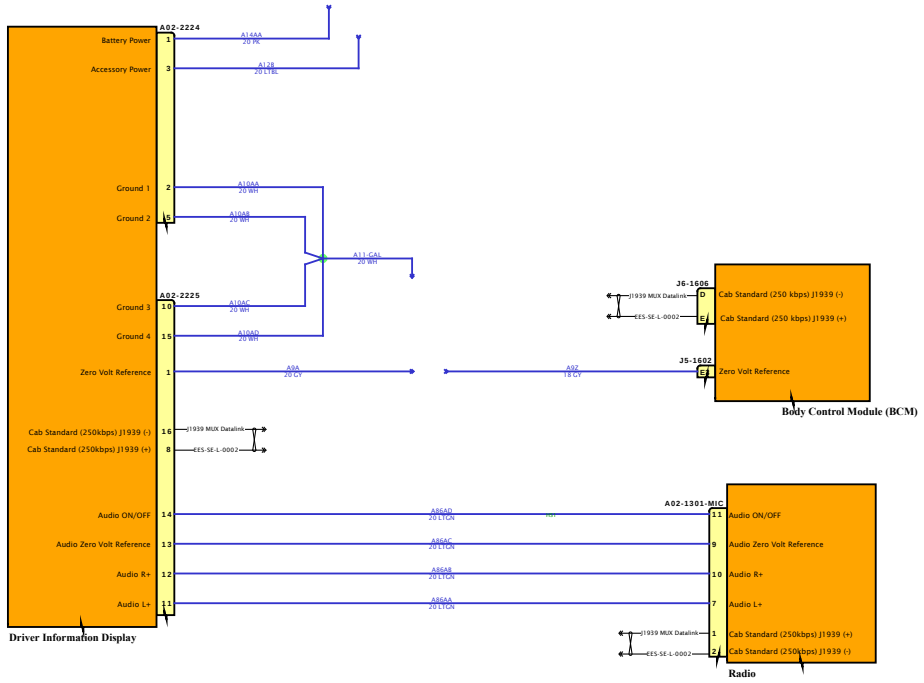

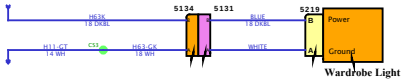

DESIGN DESCRIPTION

FEATURE CODES

SOFTWARE FEATURE CODES

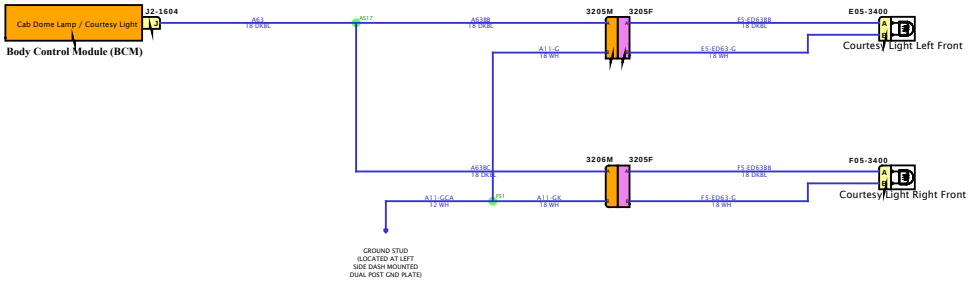

DESIGN DESCRIPTION

FEATURE CODES

SOFTWARE FEATURE CODES

Diagram1

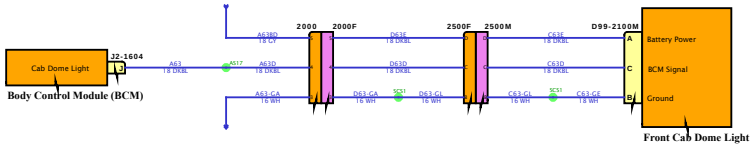

DESIGN DESCRIPTION

FEATURE CODES

SOFTWARE FEATURE CODES

Diagram1

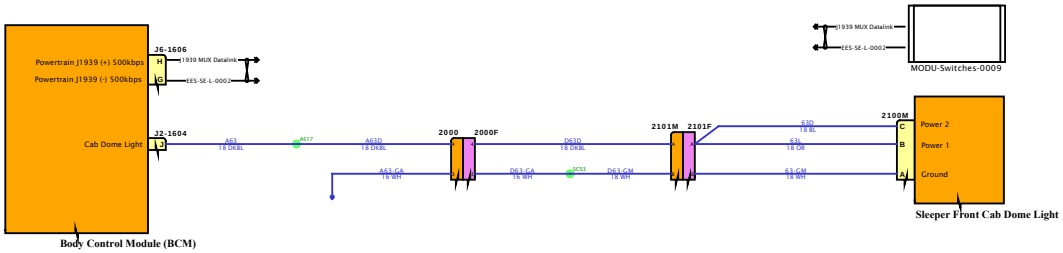

DESIGN DESCRIPTION

FEATURE CODES

SOFTWARE FEATURE CODES

Diagram1

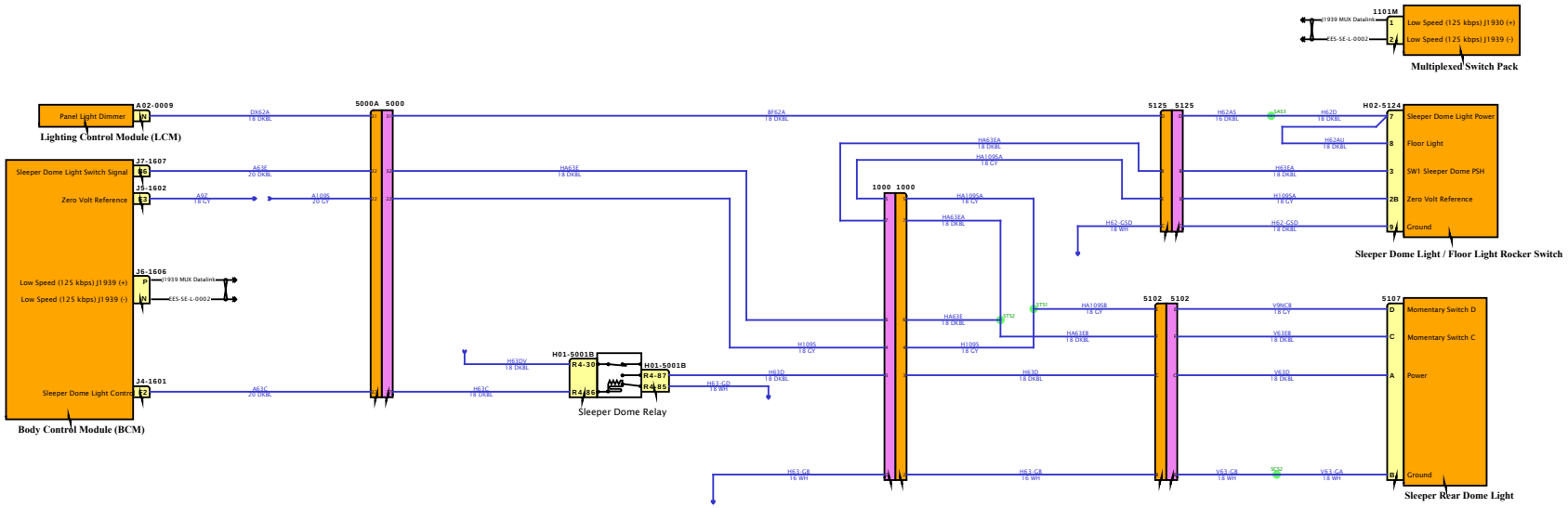

DESIGN DESCRIPTION

FEATURE CODES

SOFTWARE FEATURE CODES

Diagram1

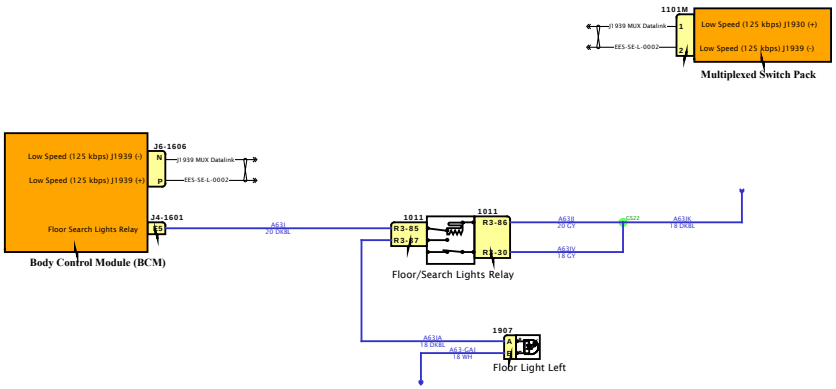

DESIGN DESCRIPTION

FEATURE CODES

SOFTWARE FEATURE CODES

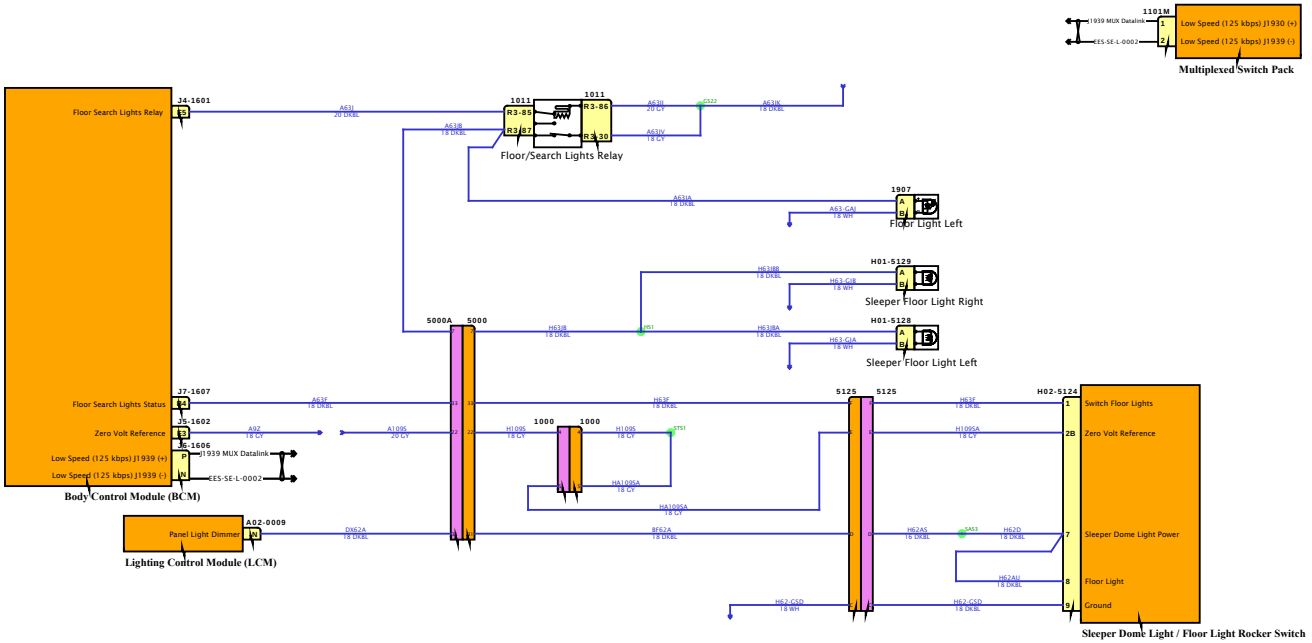

DESIGN DESCRIPTION

FEATURE CODES

SOFTWARE FEATURE CODES

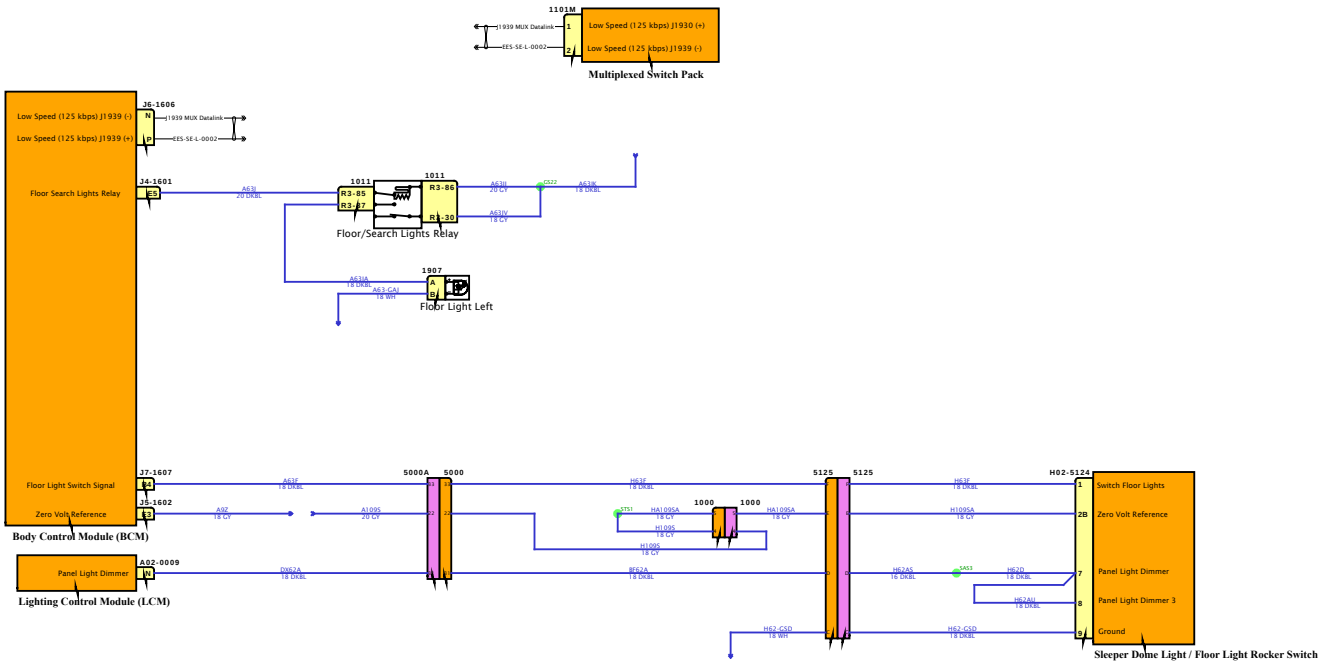

DESIGN DESCRIPTION

FEATURE CODES

SOFTWARE FEATURE CODES

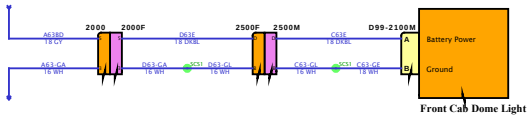

DESIGN DESCRIPTION

FEATURE CODES

SOFTWARE FEATURE CODES

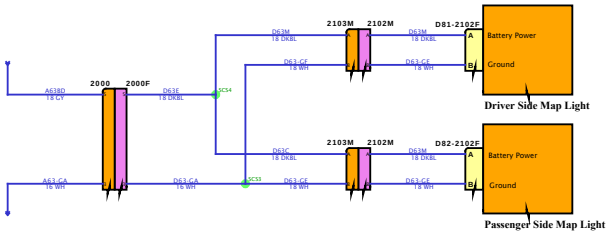

DESIGN DESCRIPTION

FEATURE CODES

SOFTWARE FEATURE CODES

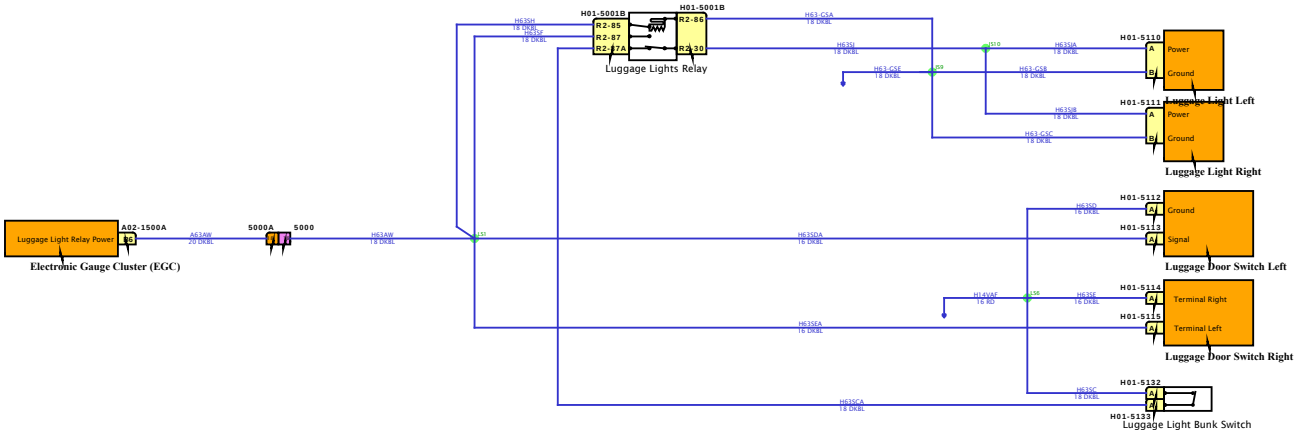

DESIGN DESCRIPTION

FEATURE CODES

SOFTWARE FEATURE CODES

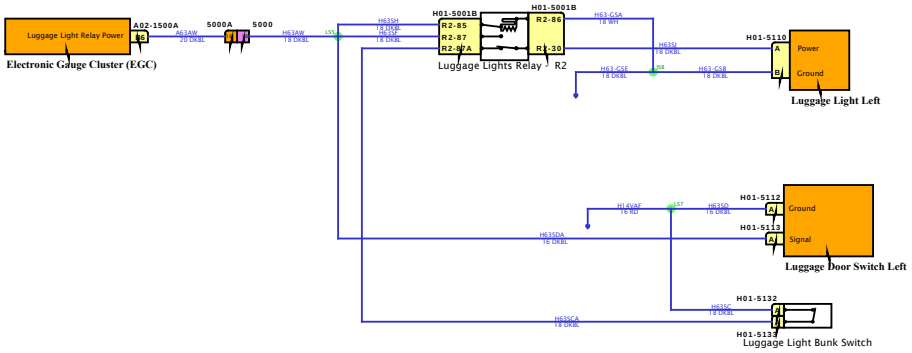

DESIGN DESCRIPTION

FEATURE CODES

SOFTWARE FEATURE CODES

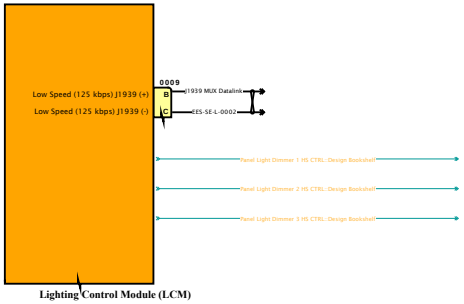

DESIGN DESCRIPTION

FEATURE CODES

SOFTWARE FEATURE CODES

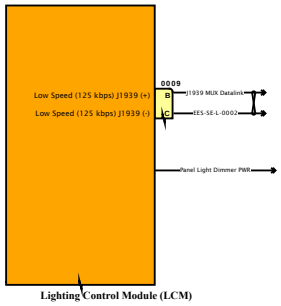

DESIGN DESCRIPTION

FEATURE CODES

SOFTWARE FEATURE CODES

DESIGN DESCRIPTION

FEATURE CODES

SOFTWARE FEATURE CODES

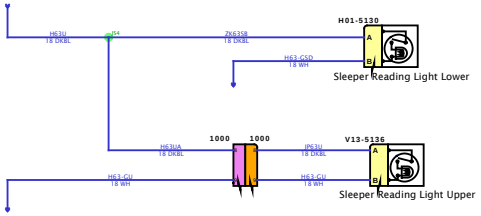

DESIGN DESCRIPTION

FEATURE CODES

SOFTWARE FEATURE CODES

Diagram1

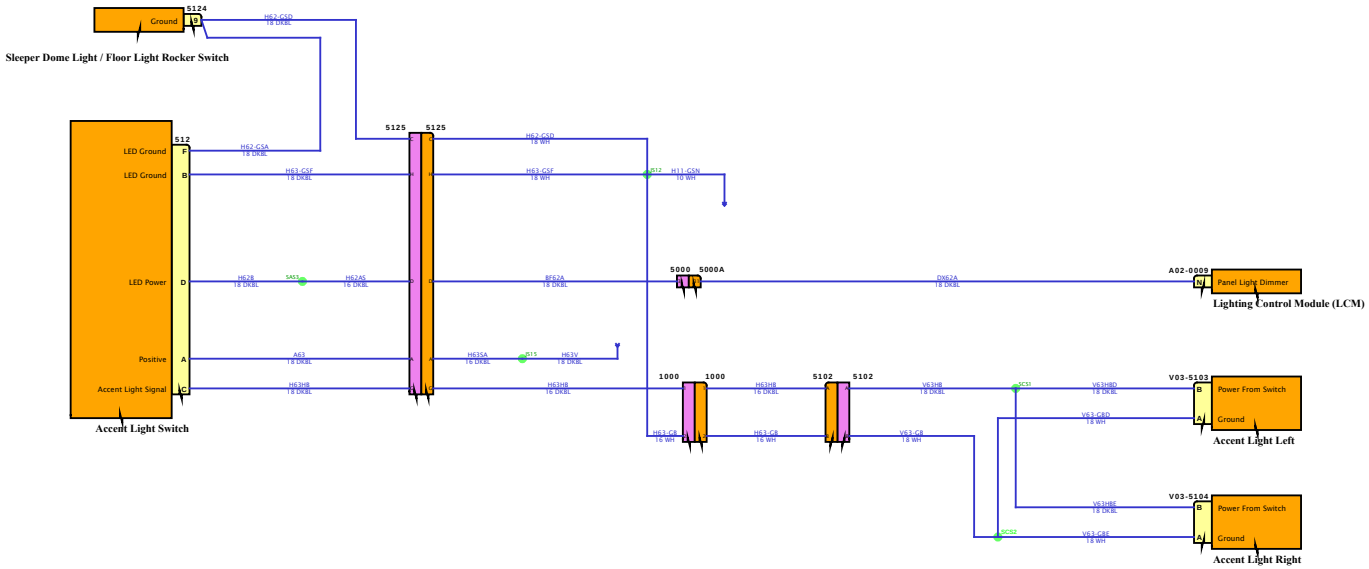

DESIGN DESCRIPTION

FEATURE CODES

SOFTWARE FEATURE CODES

Diagram1

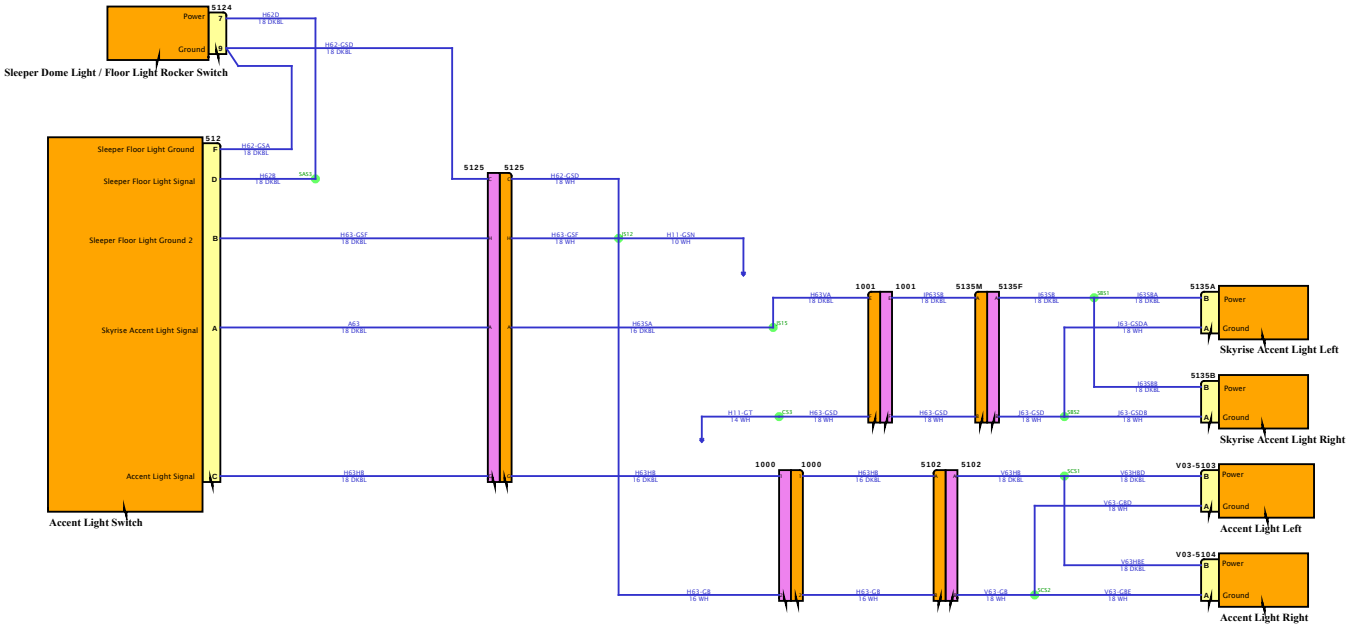

DESIGN DESCRIPTION

FEATURE CODES

SOFTWARE FEATURE CODES

Diagram1

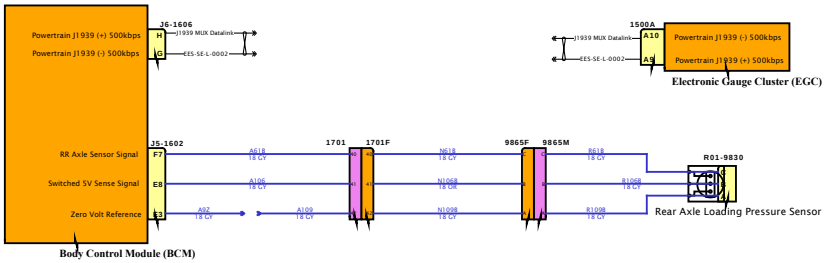

DESIGN DESCRIPTION

FEATURE CODES

SOFTWARE FEATURE CODES

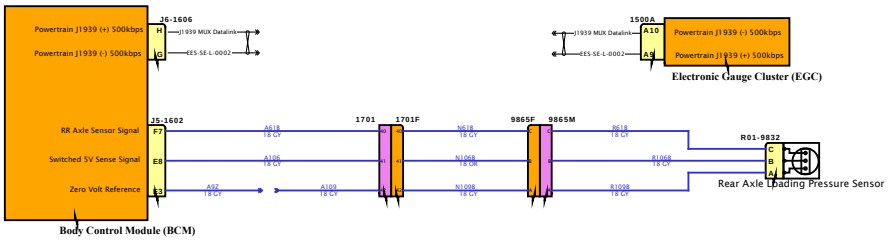

DESIGN DESCRIPTION

FEATURE CODES

SOFTWARE FEATURE CODES

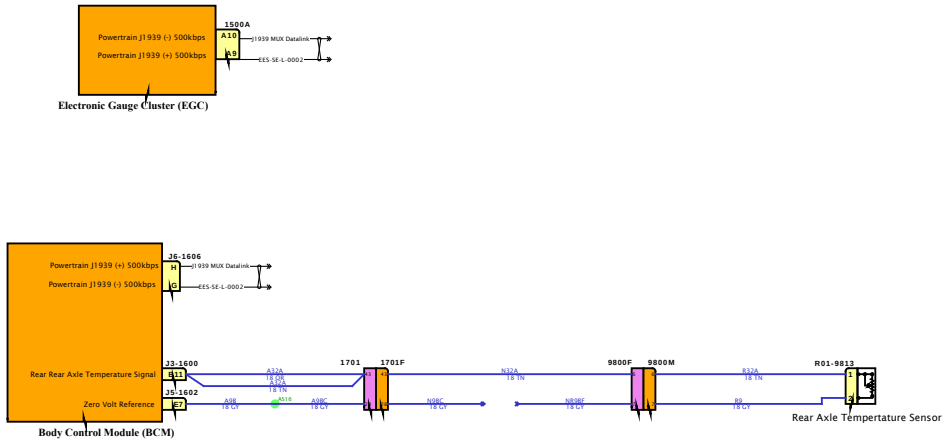

DESIGN DESCRIPTION

FEATURE CODES

SOFTWARE FEATURE CODES

Diagram1

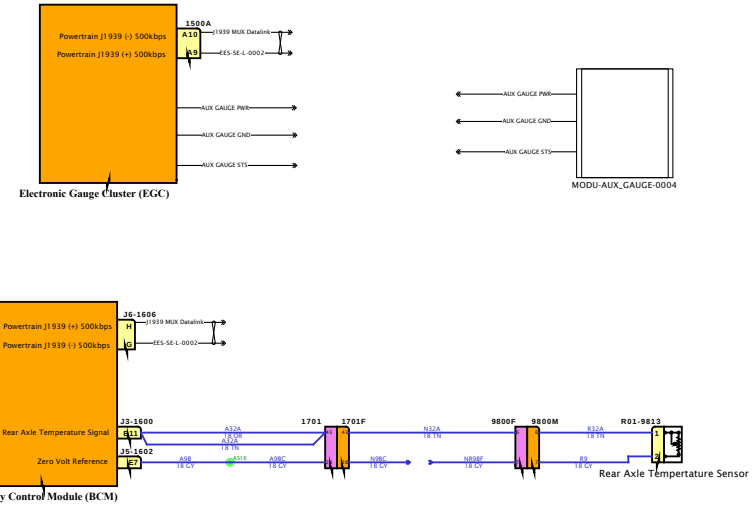

DESIGN DESCRIPTION

FEATURE CODES

SOFTWARE FEATURE CODES

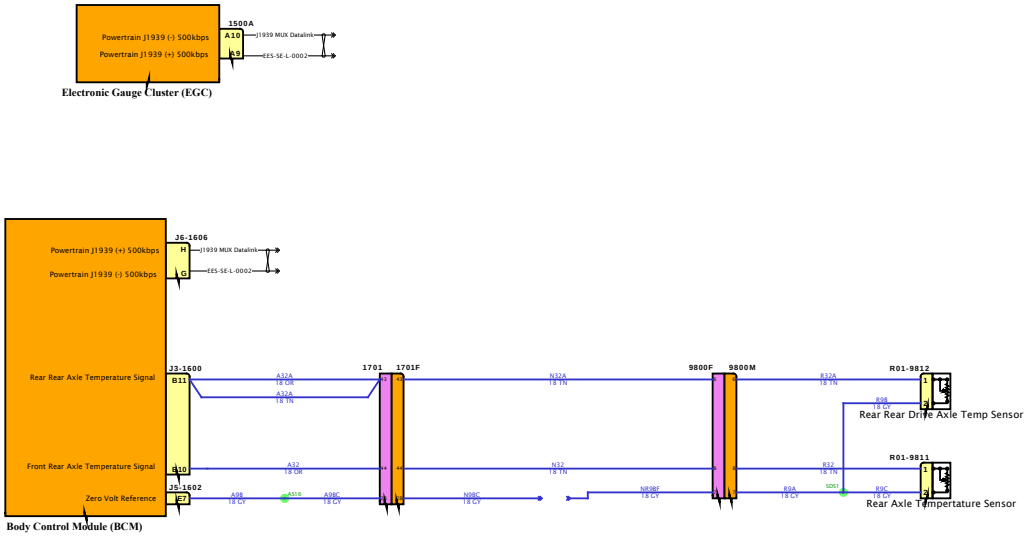

DESIGN DESCRIPTION

FEATURE CODES

SOFTWARE FEATURE CODES

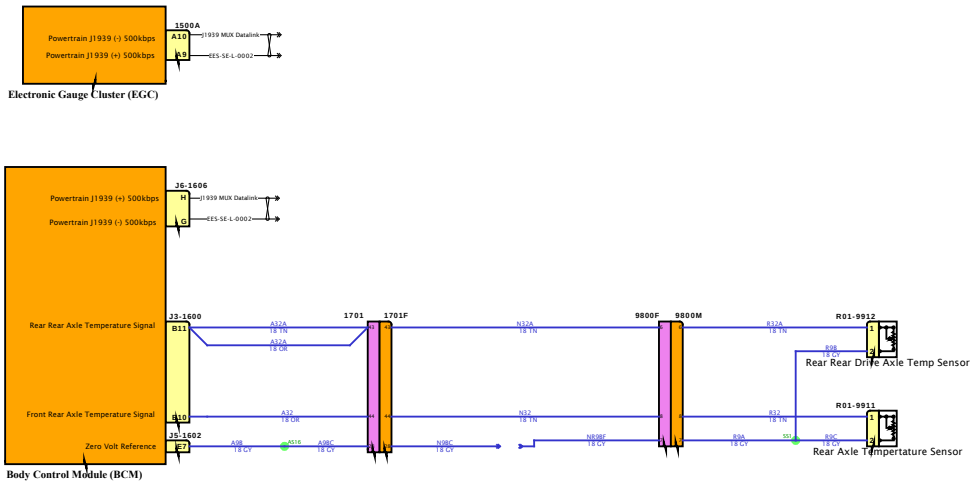

DESIGN DESCRIPTION

FEATURE CODES

SOFTWARE FEATURE CODES

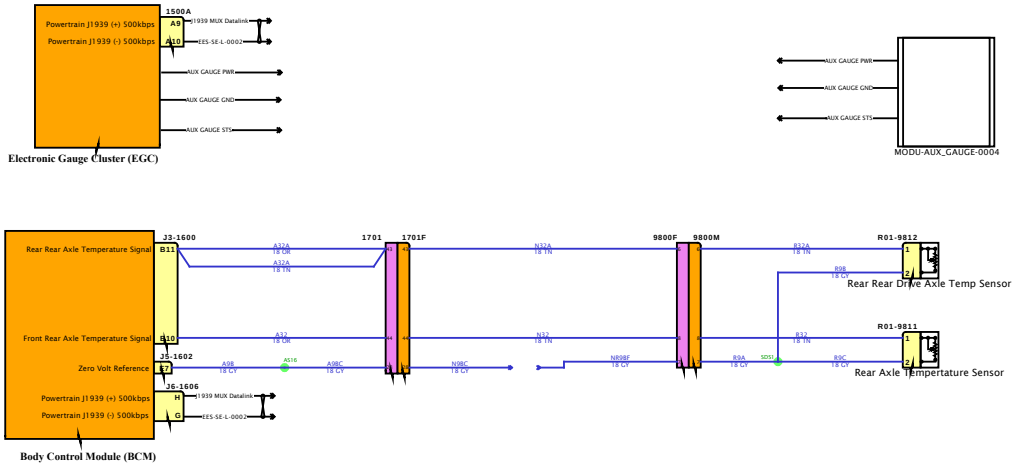

DESIGN DESCRIPTION

FEATURE CODES

SOFTWARE FEATURE CODES

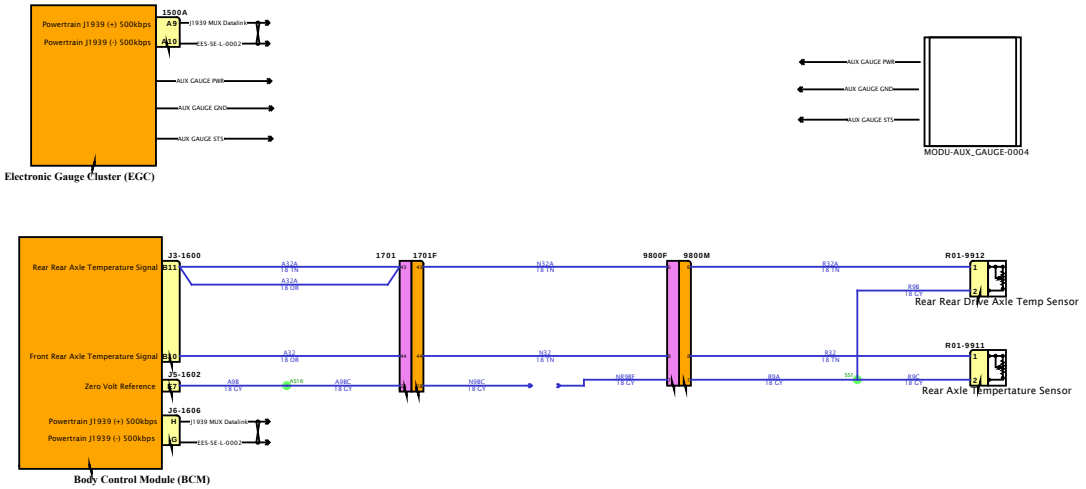

DESIGN DESCRIPTION

FEATURE CODES

SOFTWARE FEATURE CODES

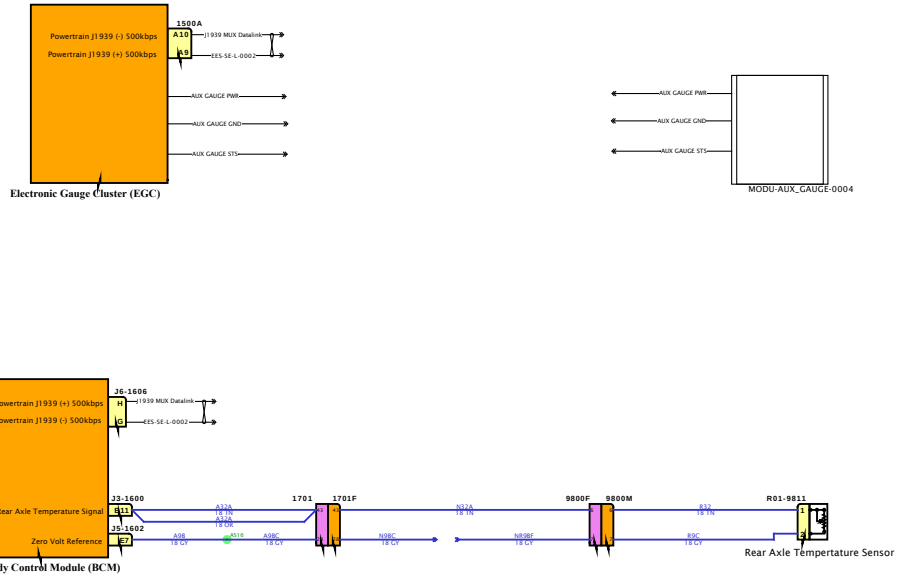

DESIGN DESCRIPTION

FEATURE CODES

SOFTWARE FEATURE CODES

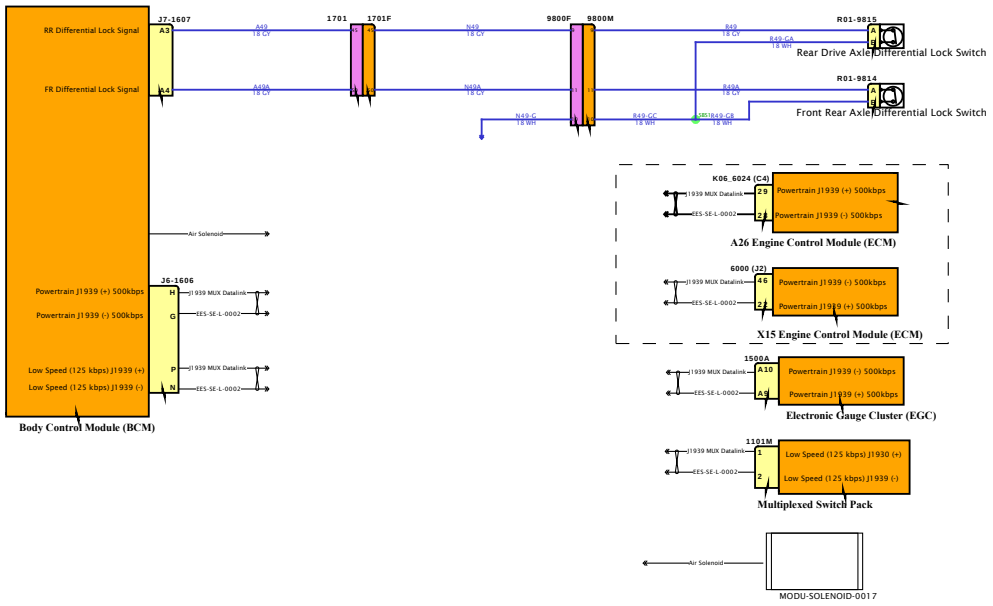

DESIGN DESCRIPTION

FEATURE CODES

SOFTWARE FEATURE CODES

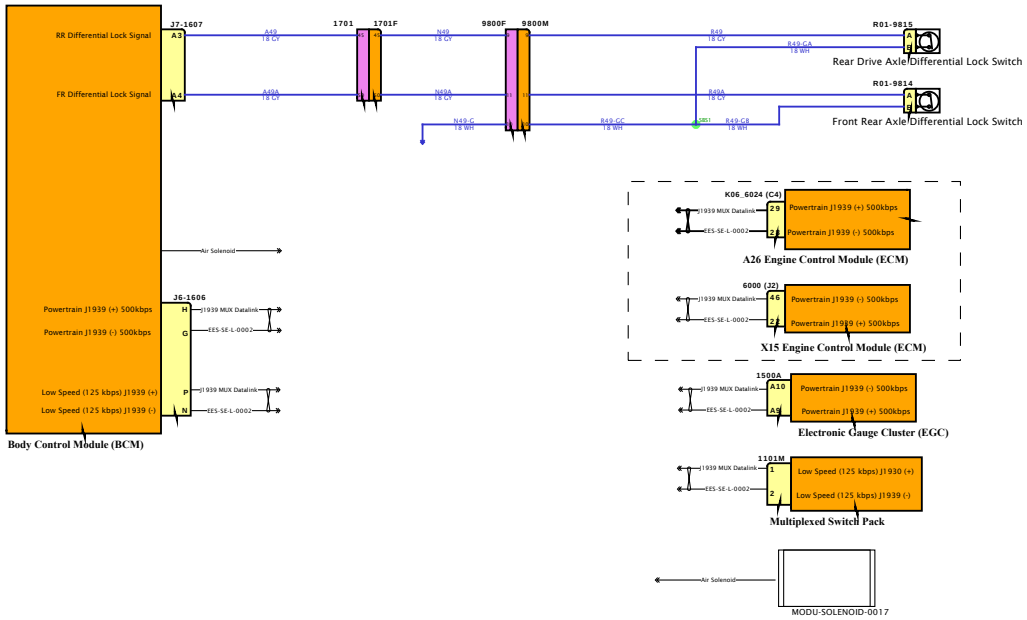

DESIGN DESCRIPTION

FEATURE CODES

SOFTWARE FEATURE CODES

Diagram1

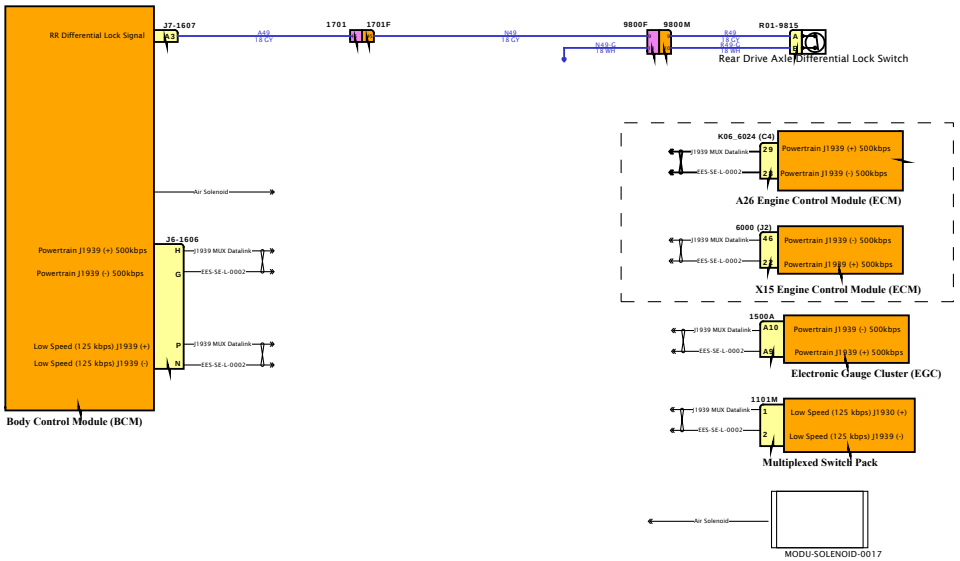

DESIGN DESCRIPTION

FEATURE CODES

SOFTWARE FEATURE CODES

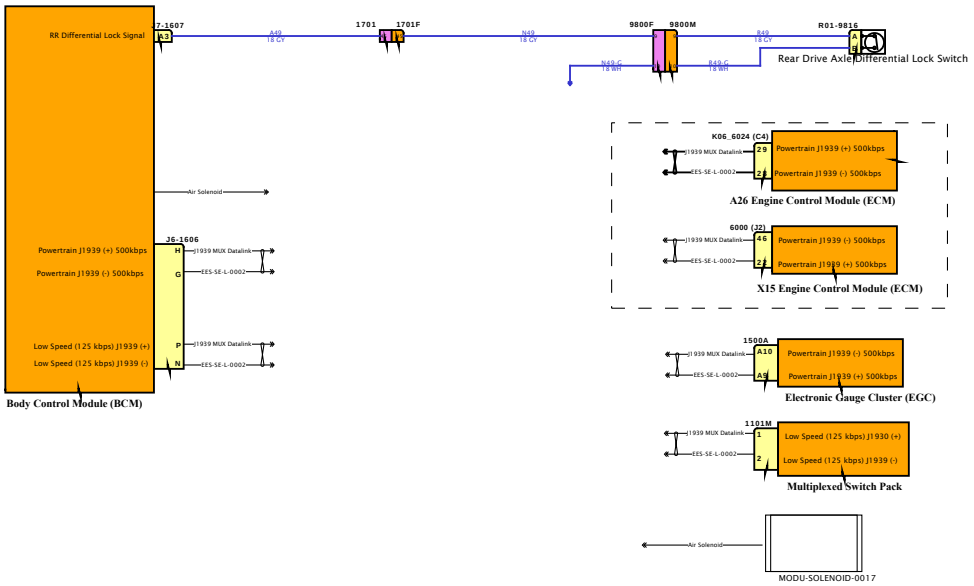

DESIGN DESCRIPTION

FEATURE CODES

SOFTWARE FEATURE CODES

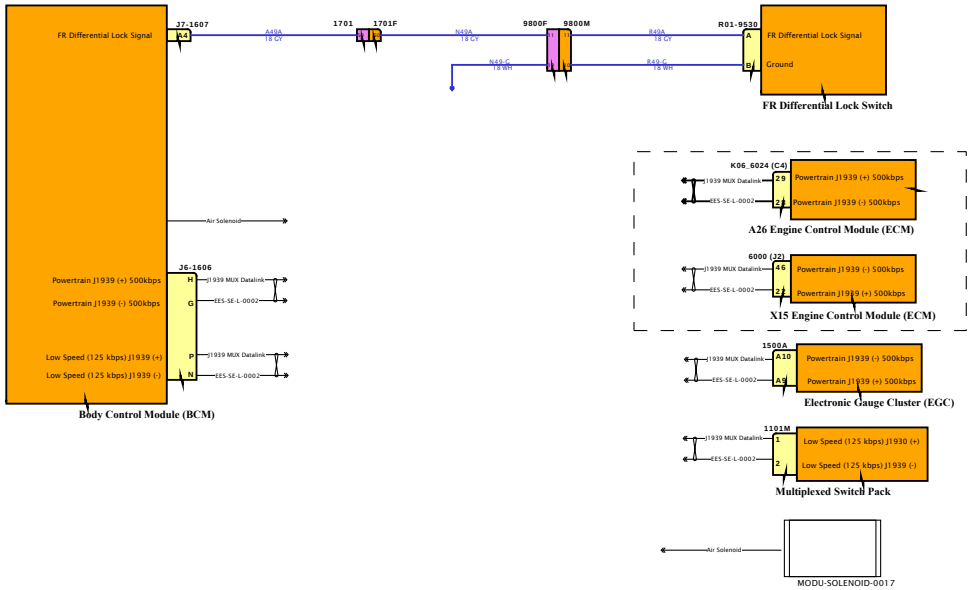

DESIGN DESCRIPTION

FEATURE CODES

SOFTWARE FEATURE CODES

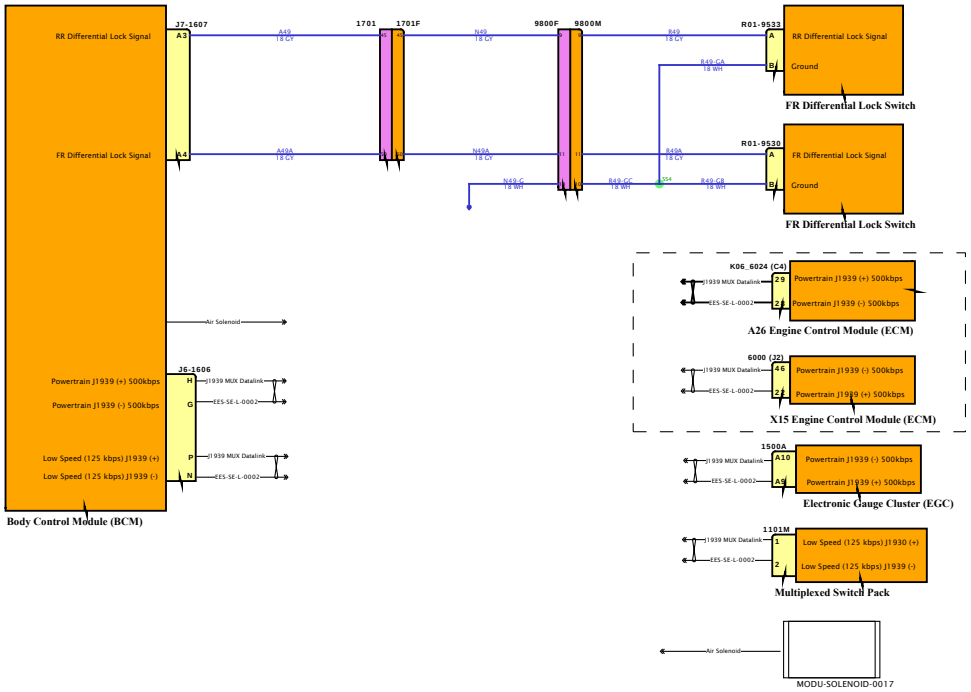

DESIGN DESCRIPTION

FEATURE CODES

SOFTWARE FEATURE CODES

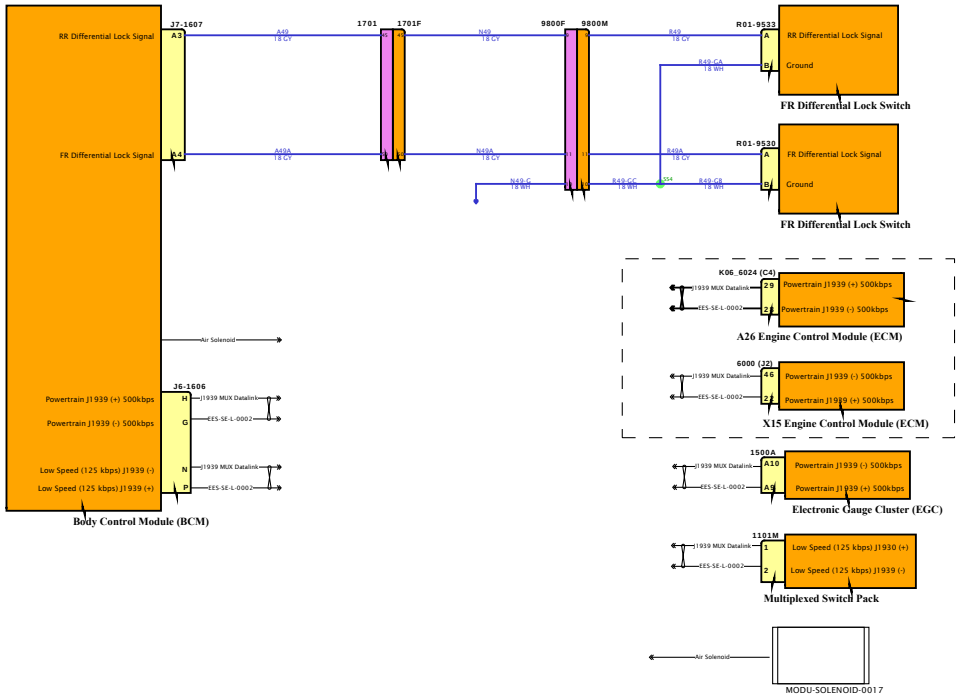

DESIGN DESCRIPTION

FEATURE CODES

SOFTWARE FEATURE CODES

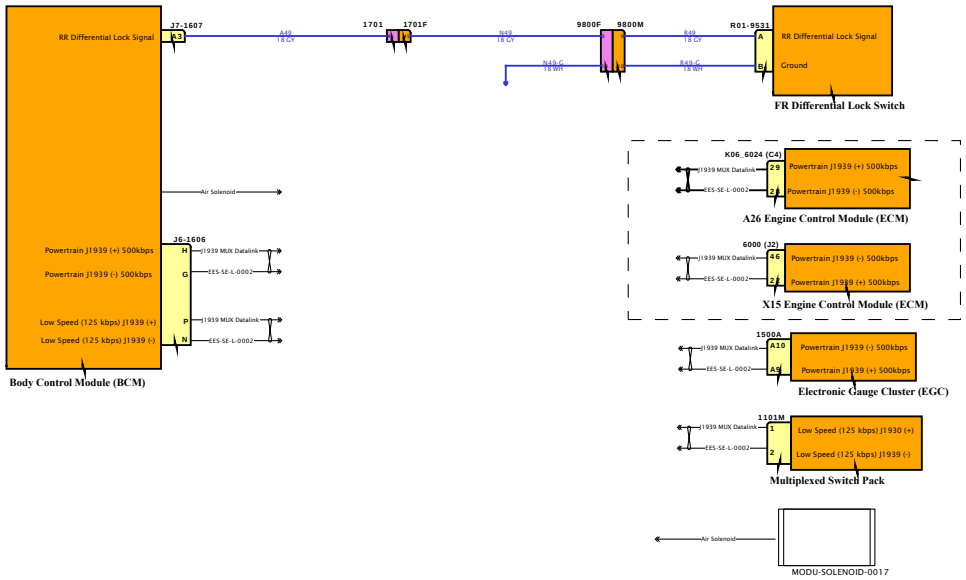

DESIGN DESCRIPTION

FEATURE CODES

SOFTWARE FEATURE CODES

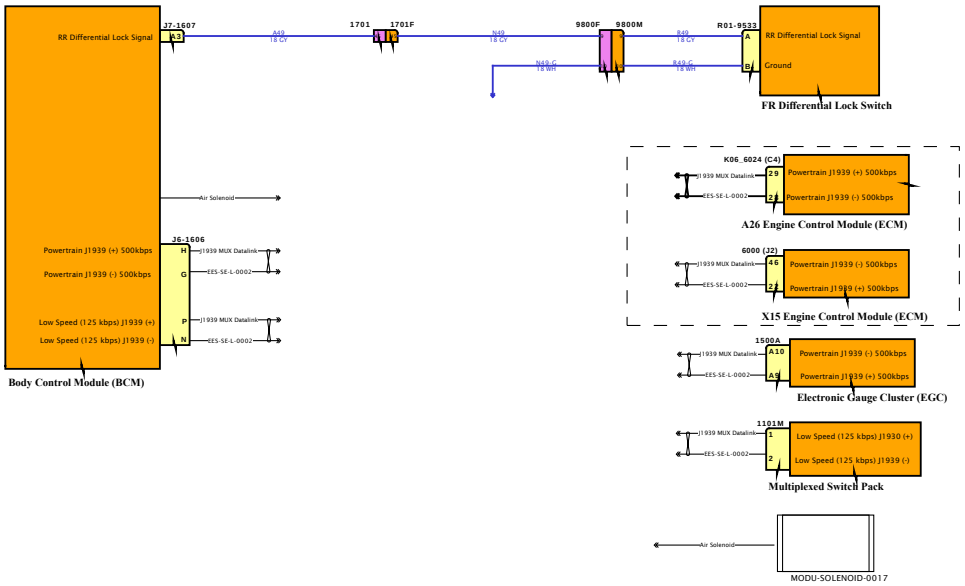

DESIGN DESCRIPTION

FEATURE CODES

SOFTWARE FEATURE CODES

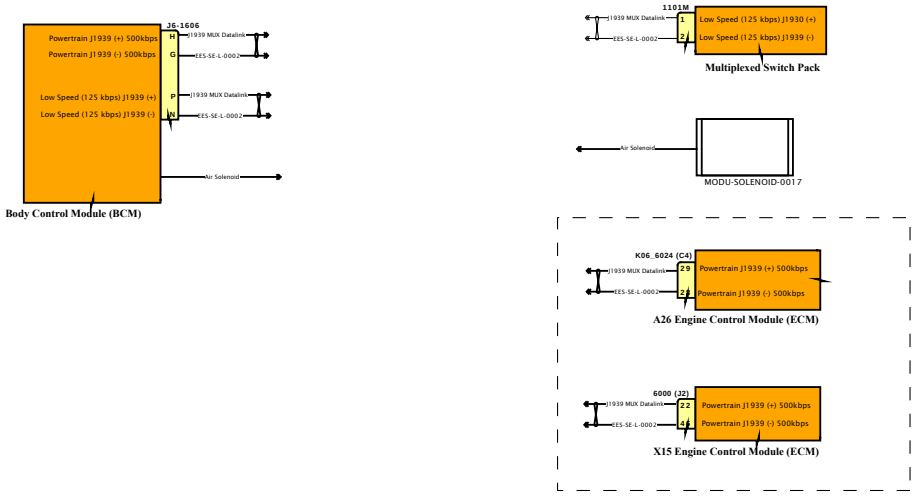

DESIGN DESCRIPTION

FEATURE CODES

SOFTWARE FEATURE CODES

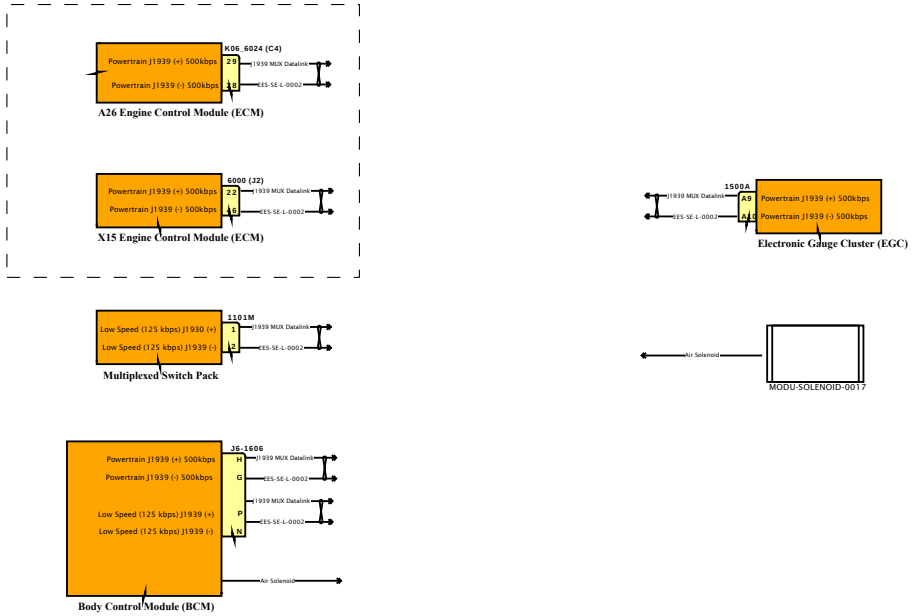

DESIGN DESCRIPTION

FEATURE CODES

SOFTWARE FEATURE CODES

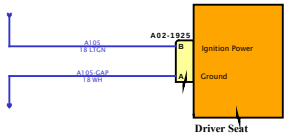

DESIGN DESCRIPTION

FEATURE CODES

SOFTWARE FEATURE CODES

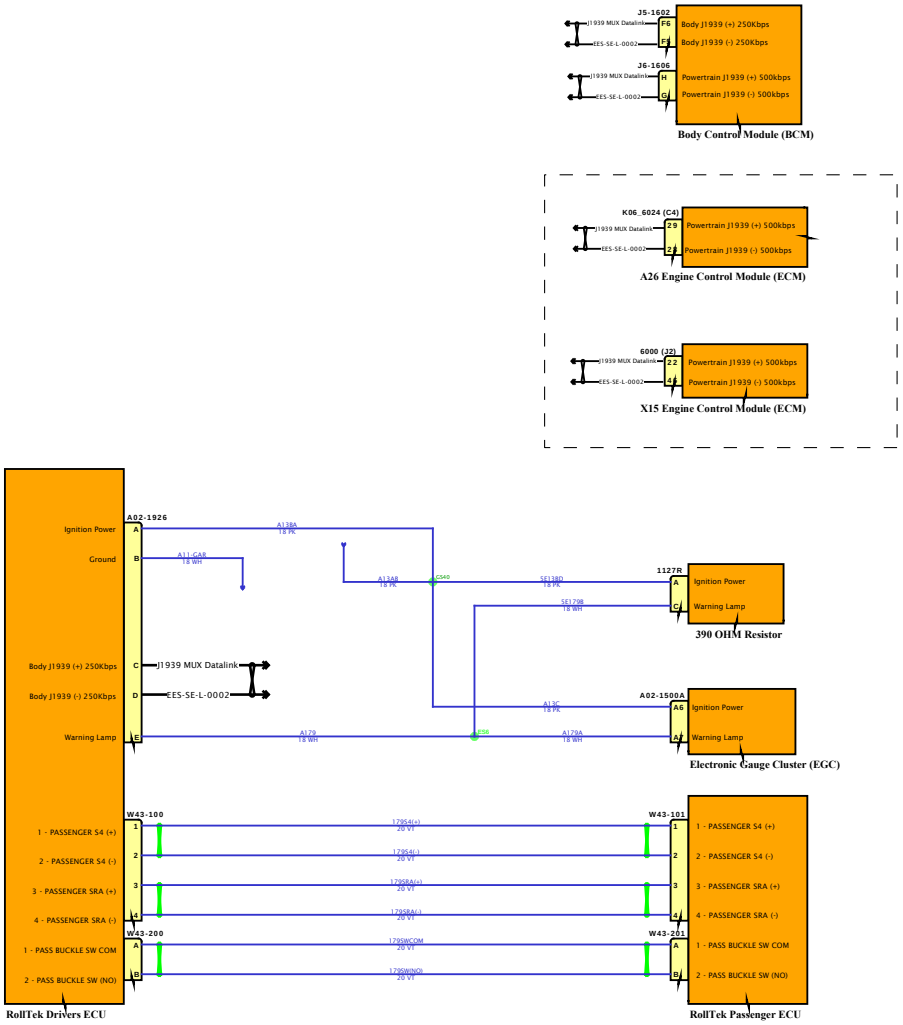

DESIGN DESCRIPTION

FEATURE CODES

SOFTWARE FEATURE CODES

Diagram1

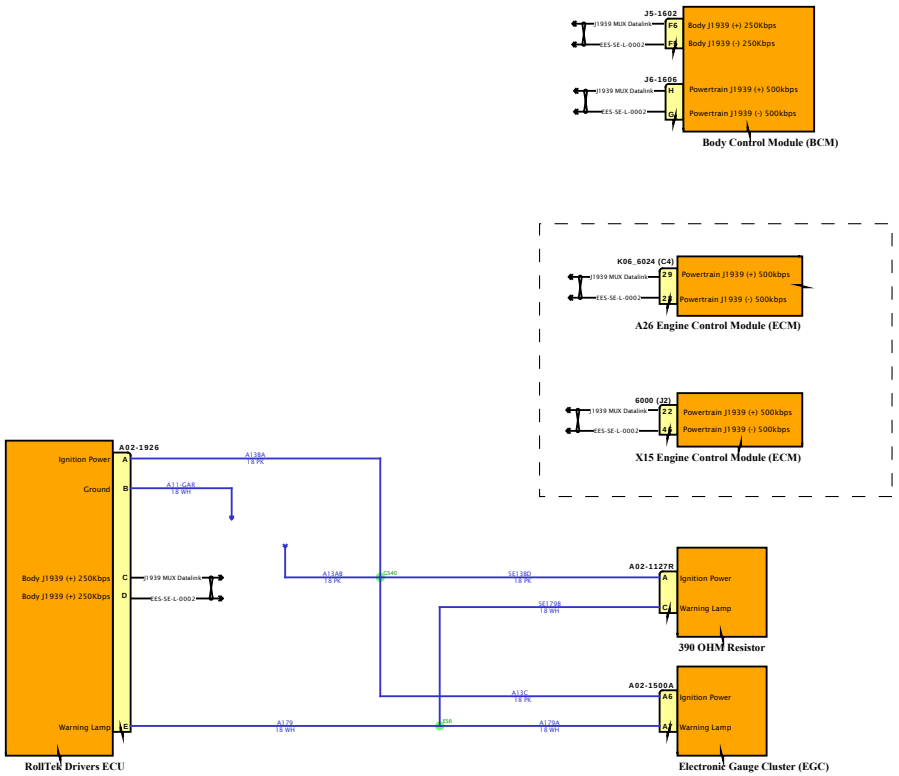

DESIGN DESCRIPTION

FEATURE CODES

SOFTWARE FEATURE CODES

DESIGN DESCRIPTION

FEATURE CODES

SOFTWARE FEATURE CODES

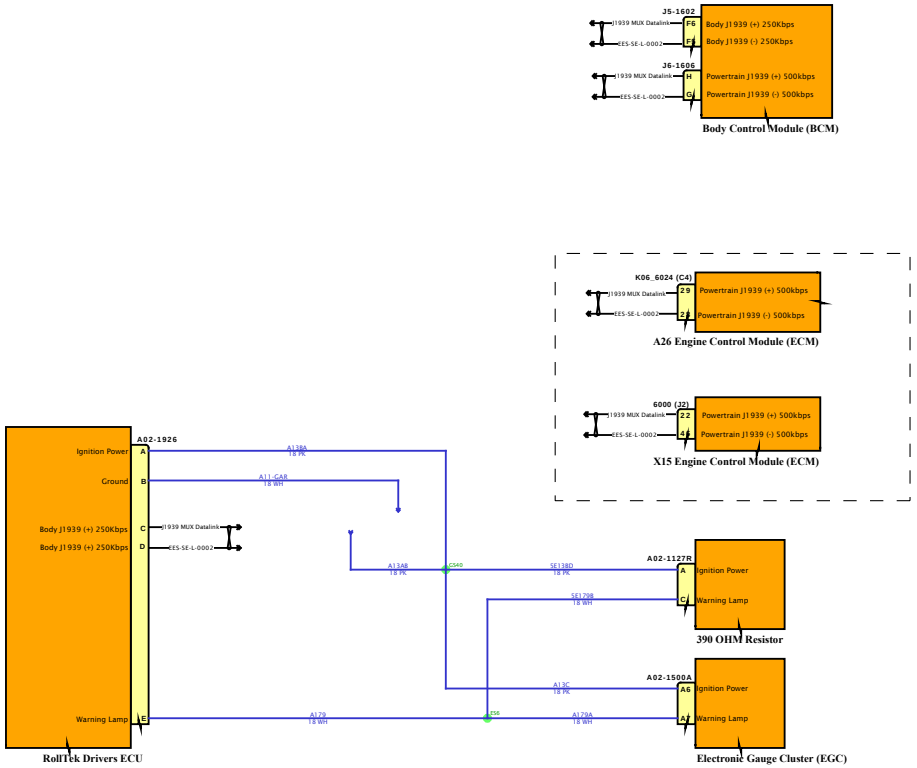

DESIGN DESCRIPTION

FEATURE CODES

SOFTWARE FEATURE CODES

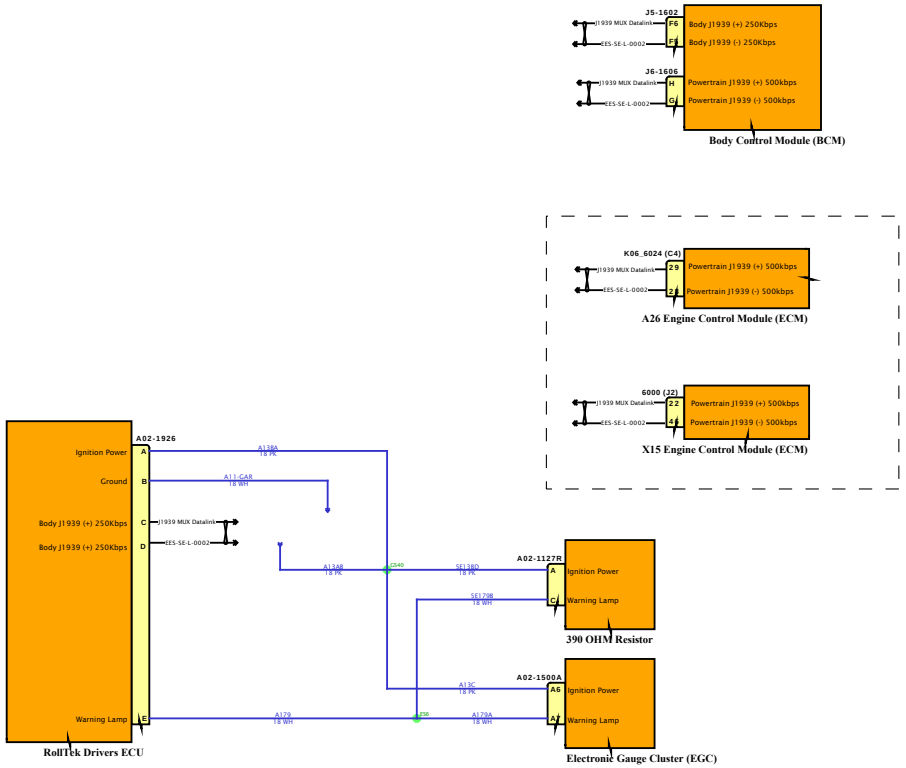

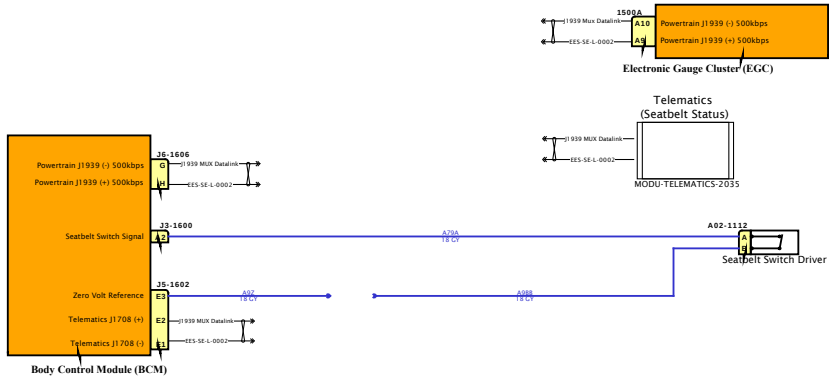

DESIGN DESCRIPTION

FEATURE CODES

SOFTWARE FEATURE CODES

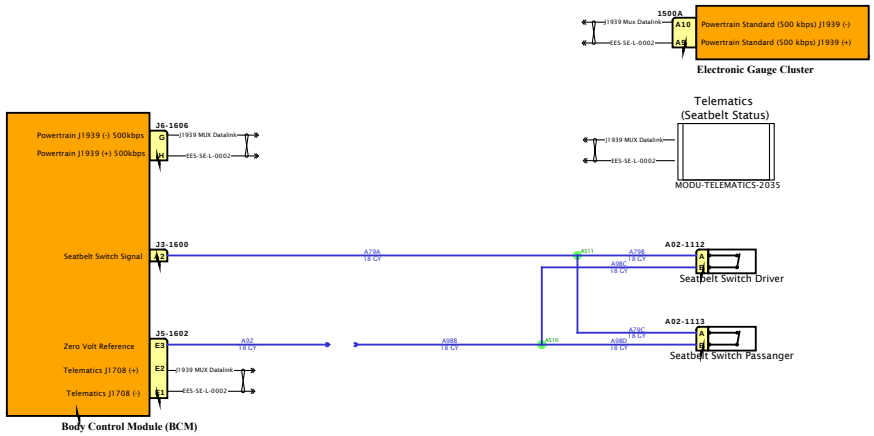

DESIGN DESCRIPTION

FEATURE CODES

SOFTWARE FEATURE CODES

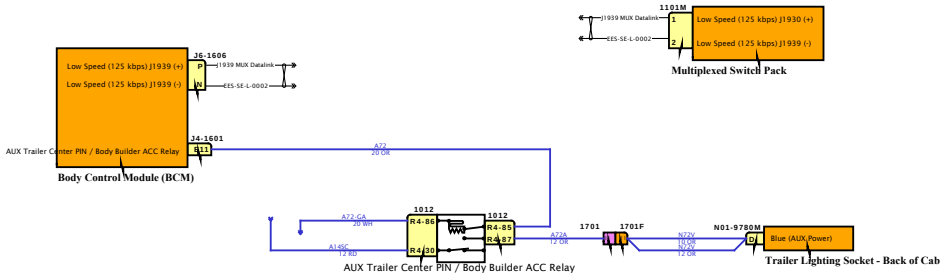

DESIGN DESCRIPTION

FEATURE CODES

SOFTWARE FEATURE CODES

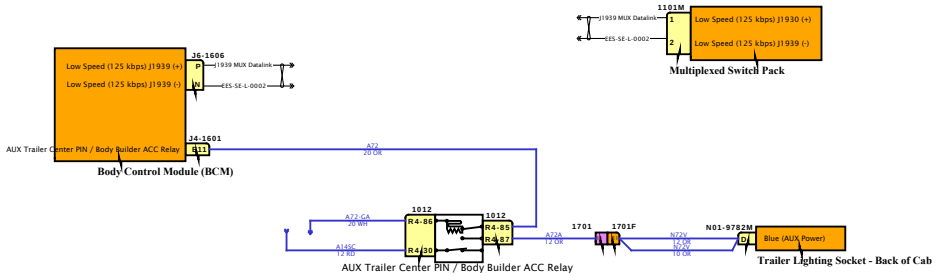

DESIGN DESCRIPTION

FEATURE CODES

SOFTWARE FEATURE CODES

Diagram1

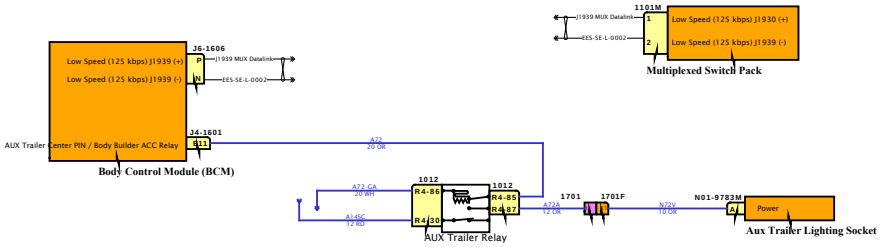

DESIGN DESCRIPTION

FEATURE CODES

SOFTWARE FEATURE CODES

Diagram1

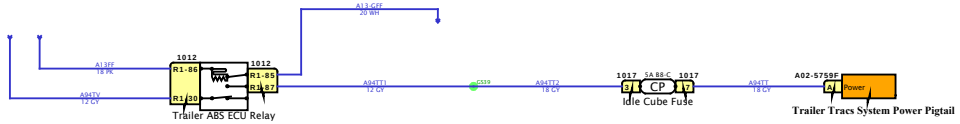

DESIGN DESCRIPTION

FEATURE CODES

SOFTWARE FEATURE CODES

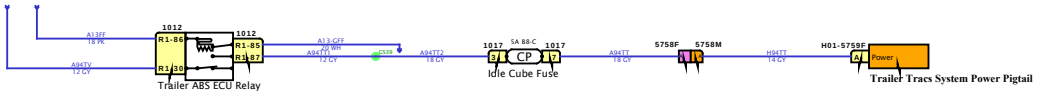

DESIGN DESCRIPTION

FEATURE CODES

SOFTWARE FEATURE CODES

Diagram1

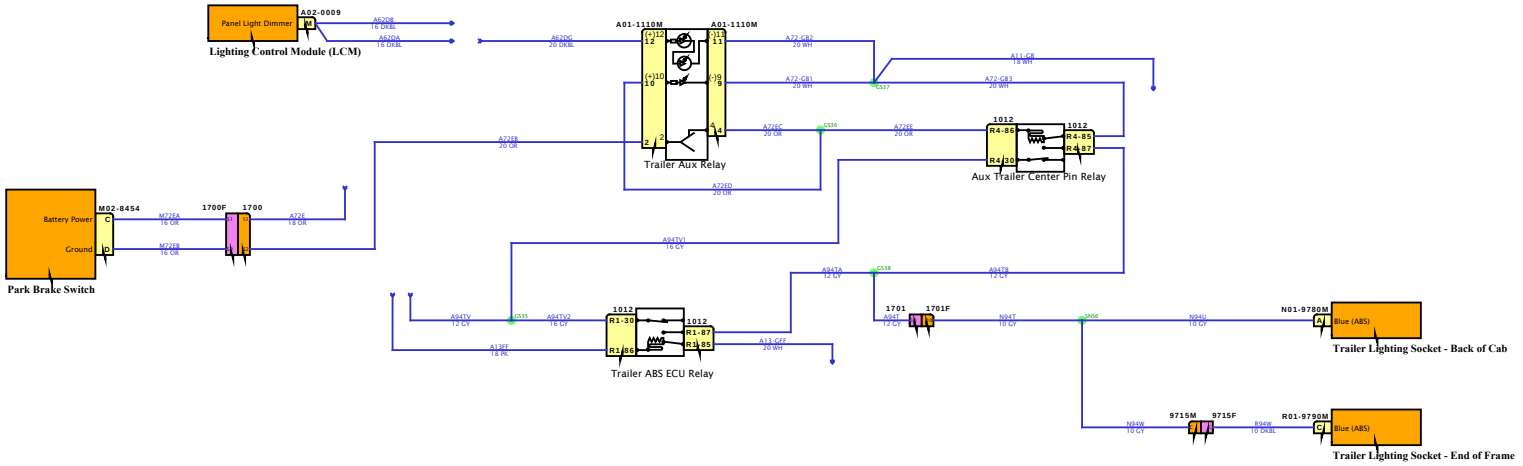

DESIGN DESCRIPTION

FEATURE CODES

SOFTWARE FEATURE CODES

Diagram2

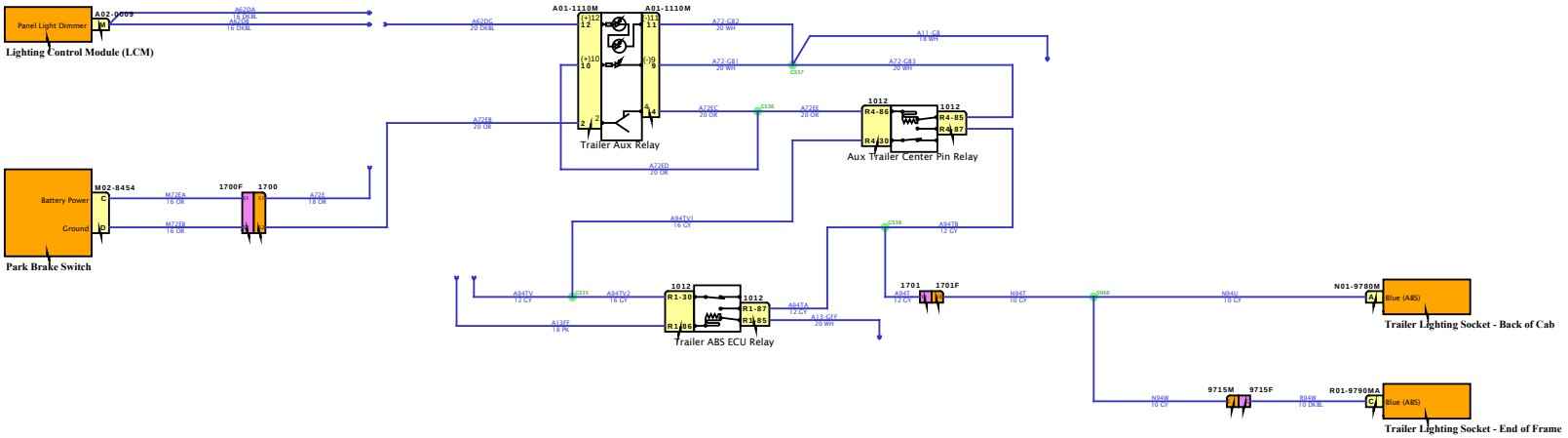

DESIGN DESCRIPTION

FEATURE CODES

SOFTWARE FEATURE CODES

Diagram3

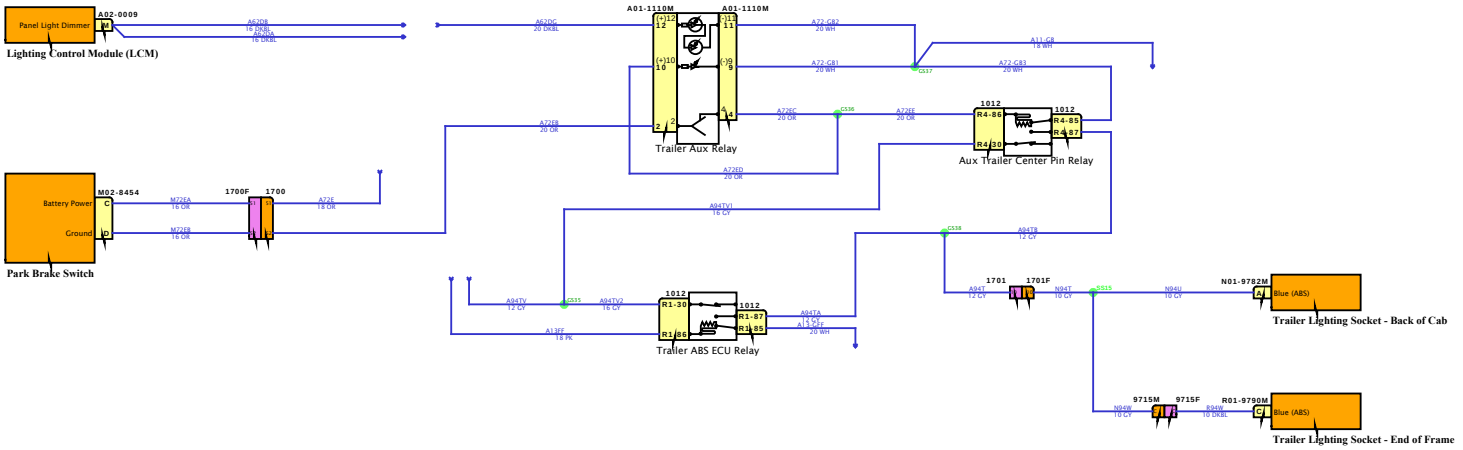

DESIGN DESCRIPTION

FEATURE CODES

SOFTWARE FEATURE CODES

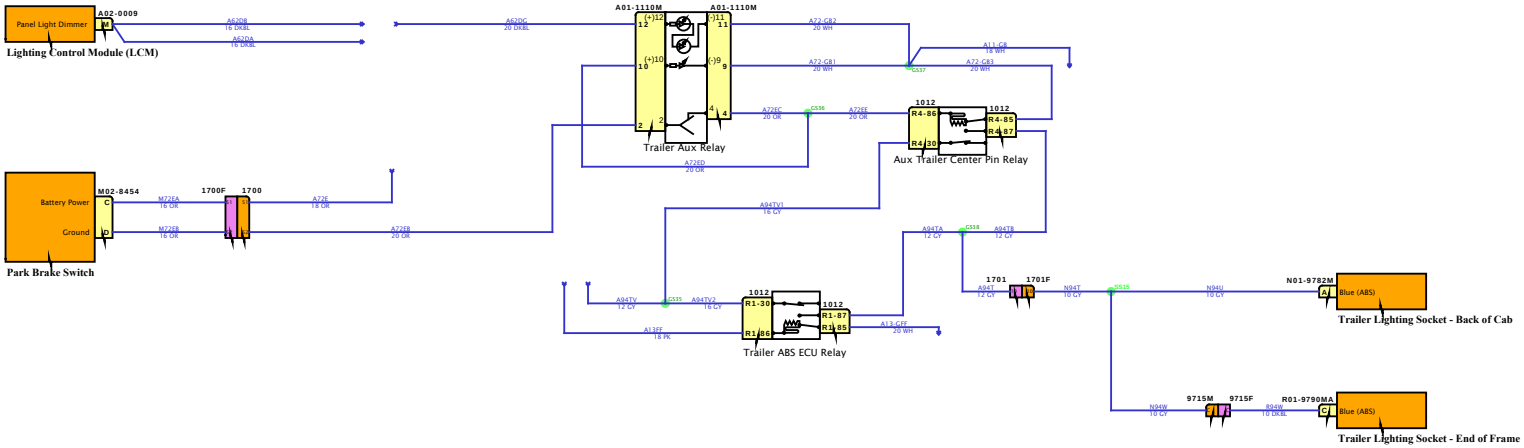

DESIGN DESCRIPTION

FEATURE CODES

SOFTWARE FEATURE CODES

Diagram1

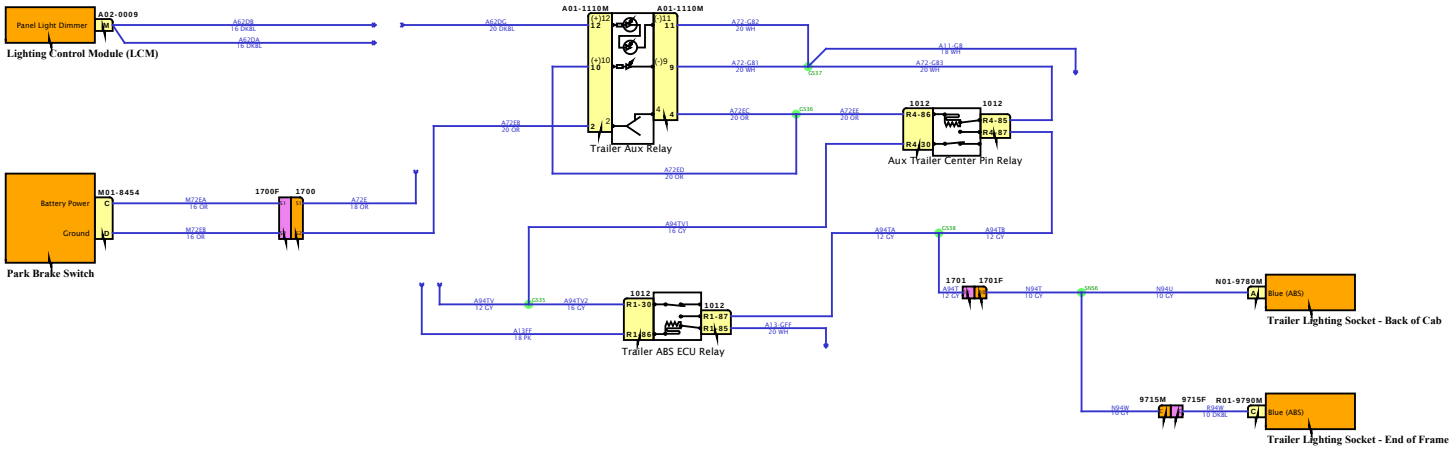

DESIGN DESCRIPTION

FEATURE CODES

SOFTWARE FEATURE CODES

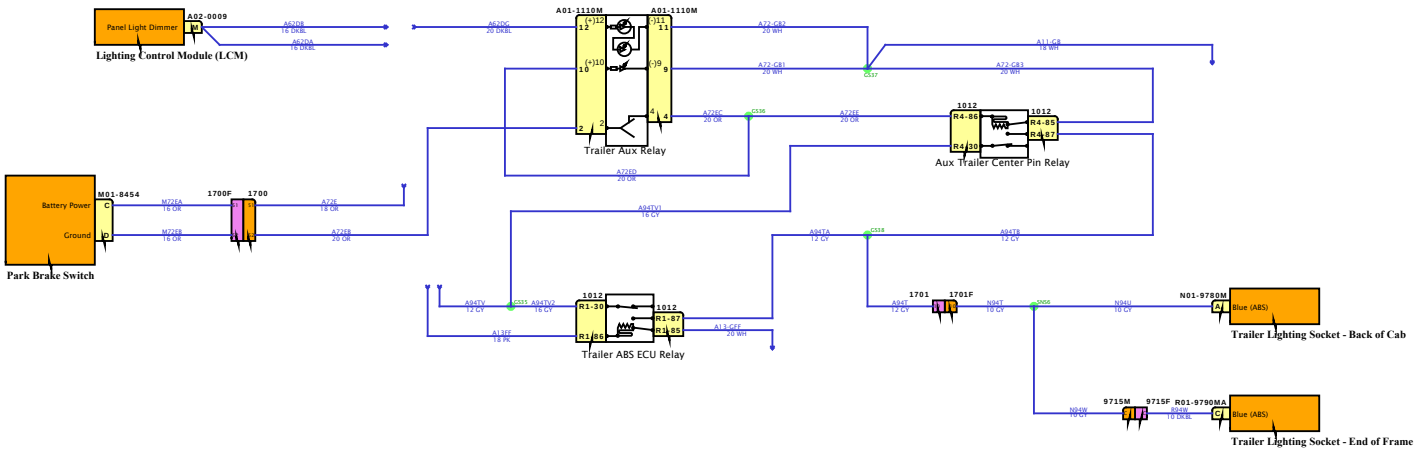

DESIGN DESCRIPTION

FEATURE CODES

SOFTWARE FEATURE CODES

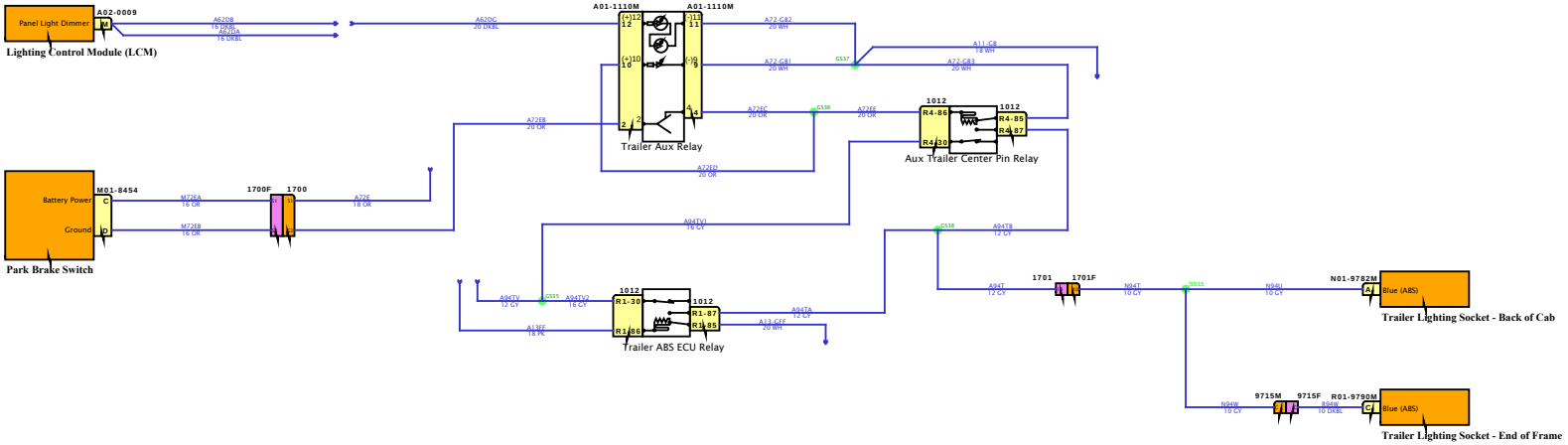

DESIGN DESCRIPTION

FEATURE CODES

SOFTWARE FEATURE CODES

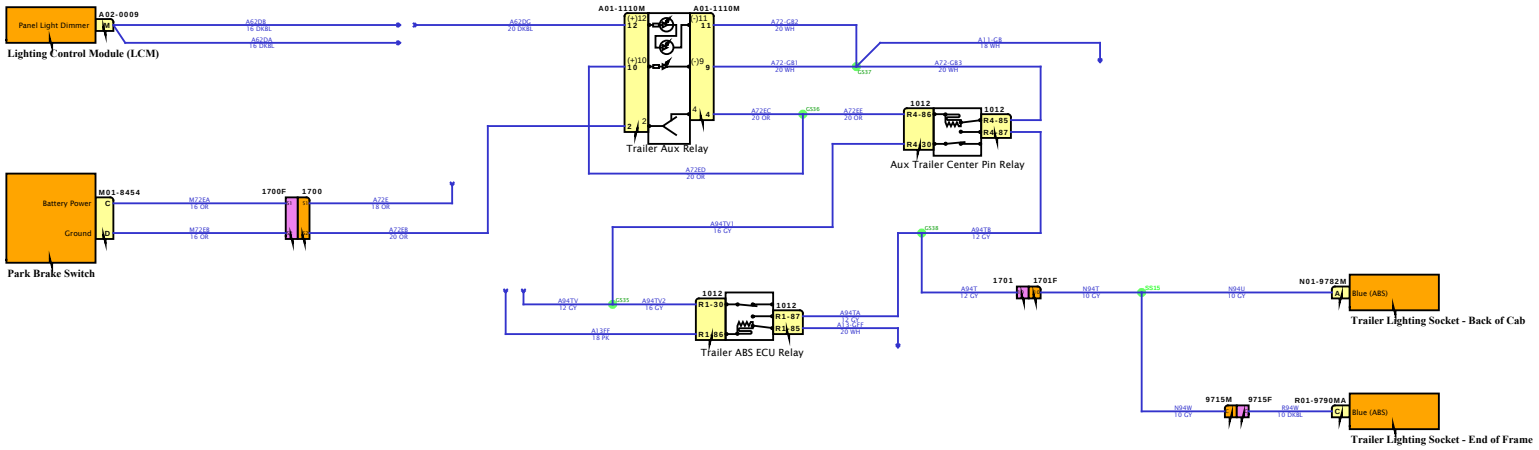

DESIGN DESCRIPTION

FEATURE CODES

SOFTWARE FEATURE CODES

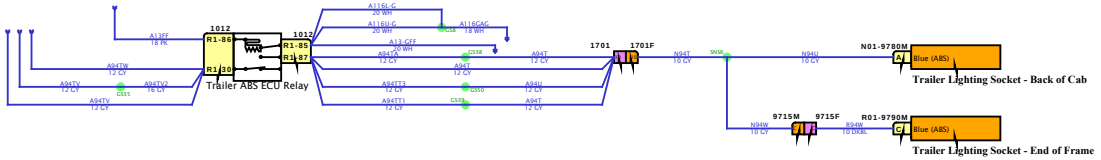

DESIGN DESCRIPTION

FEATURE CODES

SOFTWARE FEATURE CODES

Diagram2

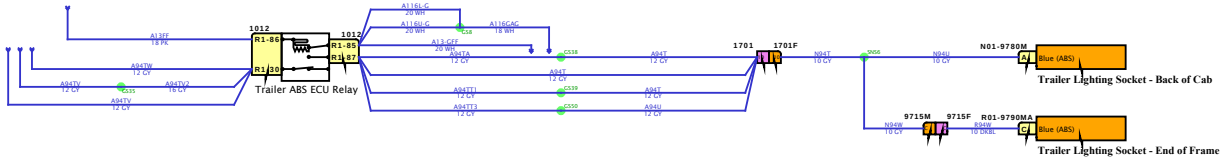

DESIGN DESCRIPTION

FEATURE CODES

SOFTWARE FEATURE CODES

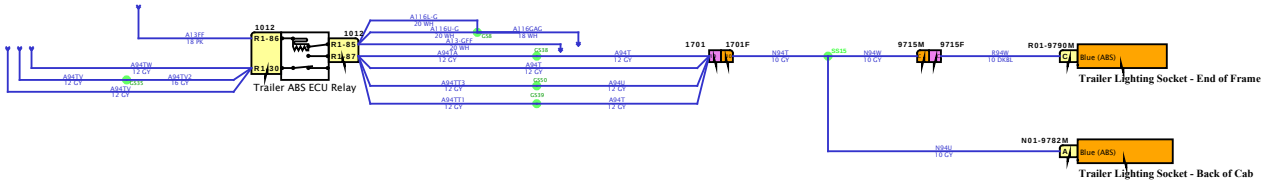

DESIGN DESCRIPTION

FEATURE CODES

SOFTWARE FEATURE CODES

Diagram4

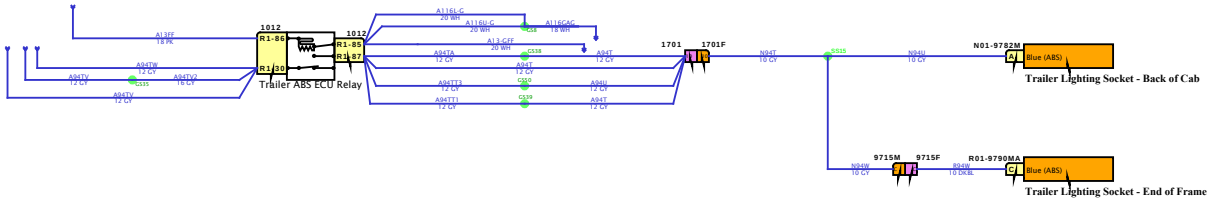

DESIGN DESCRIPTION

FEATURE CODES

SOFTWARE FEATURE CODES

DESIGN DESCRIPTION

FEATURE CODES

SOFTWARE FEATURE CODES

DESIGN DESCRIPTION

FEATURE CODES

SOFTWARE FEATURE CODES

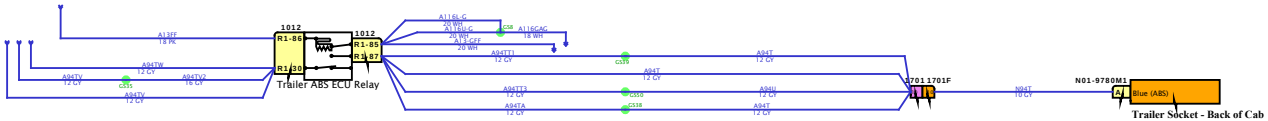

DESIGN DESCRIPTION

FEATURE CODES

SOFTWARE FEATURE CODES

Diagram1

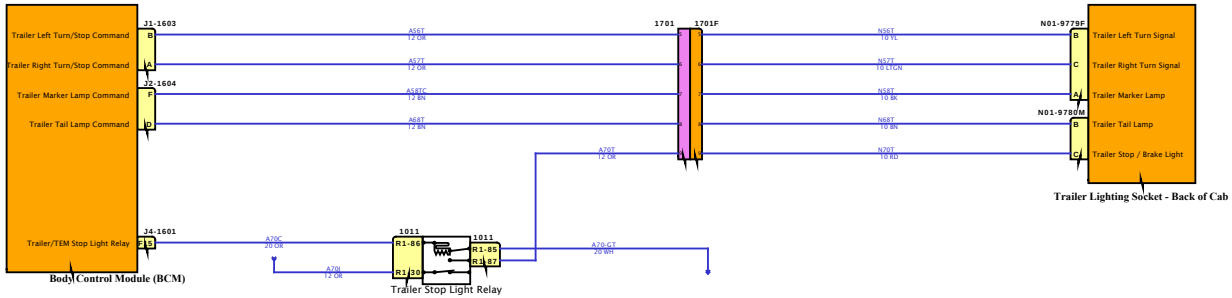

DESIGN DESCRIPTION

FEATURE CODES

SOFTWARE FEATURE CODES

Diagram2

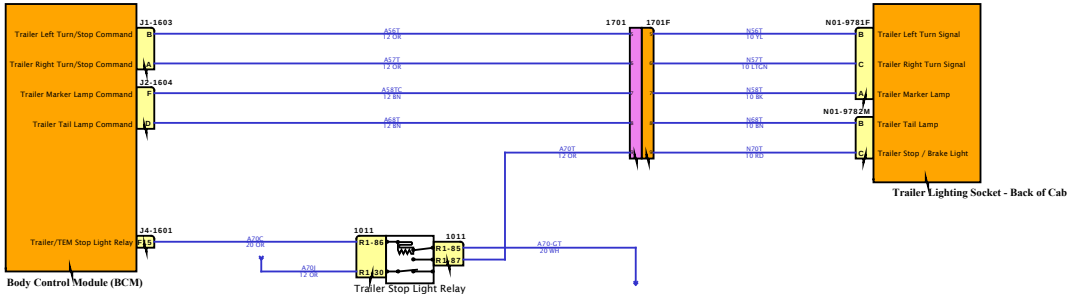

DESIGN DESCRIPTION

FEATURE CODES

SOFTWARE FEATURE CODES

DESIGN DESCRIPTION

FEATURE CODES

SOFTWARE FEATURE CODES

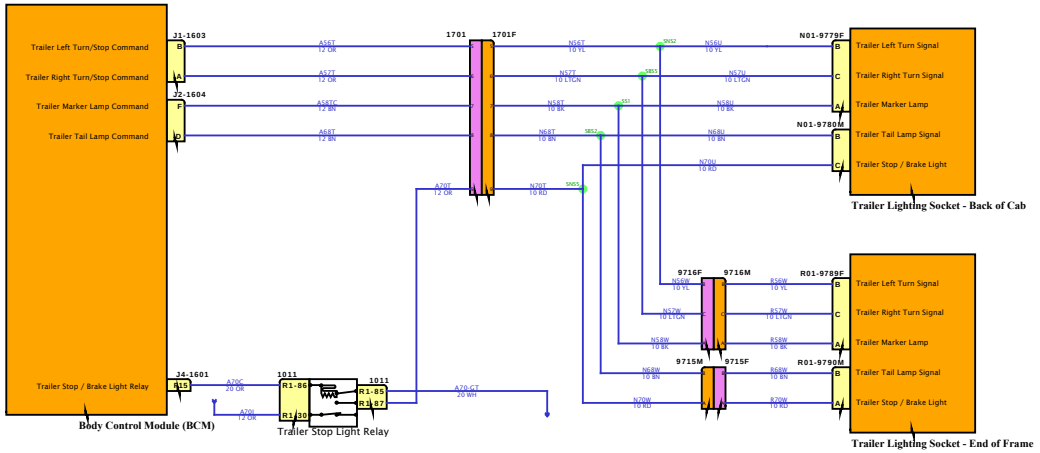

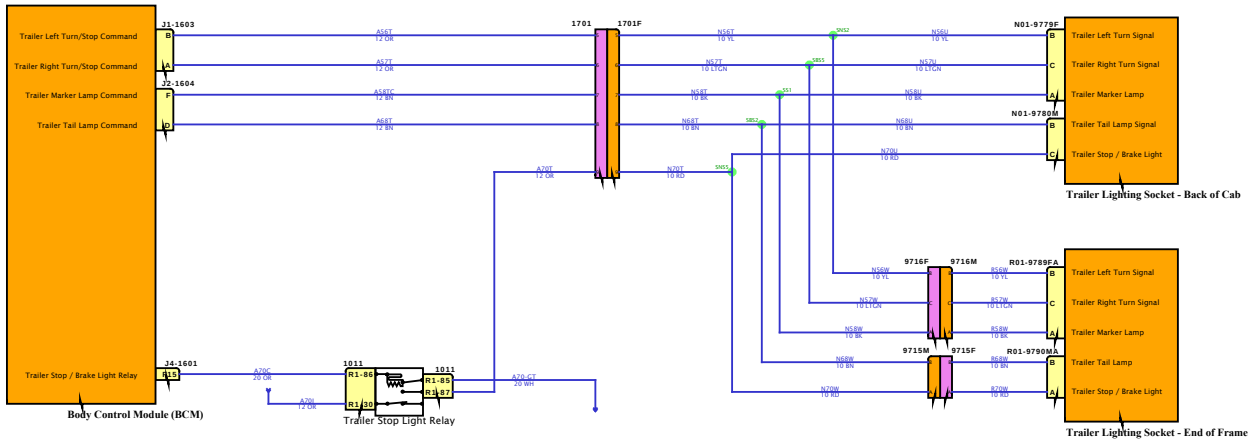

DESIGN DESCRIPTION

FEATURE CODES

SOFTWARE FEATURE CODES

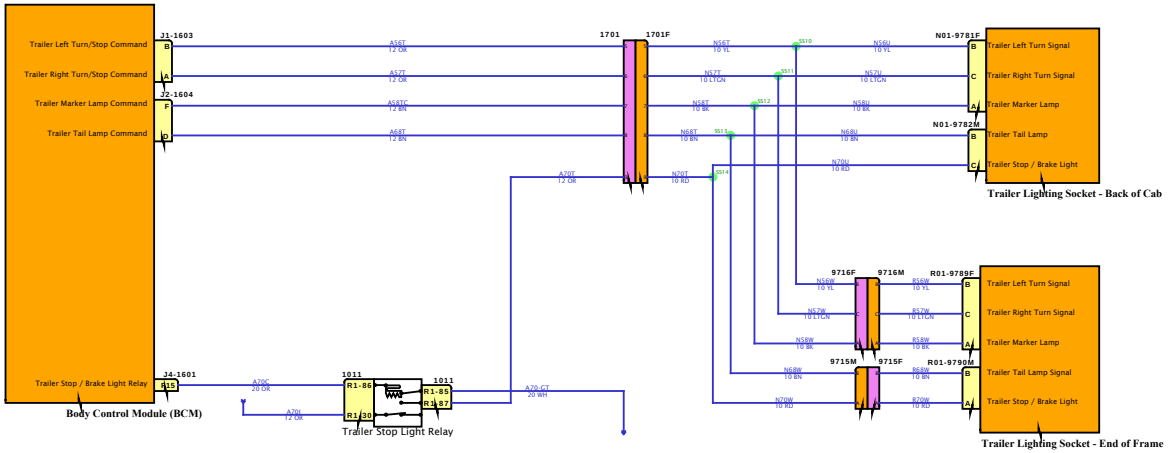

DESIGN DESCRIPTION

FEATURE CODES

SOFTWARE FEATURE CODES

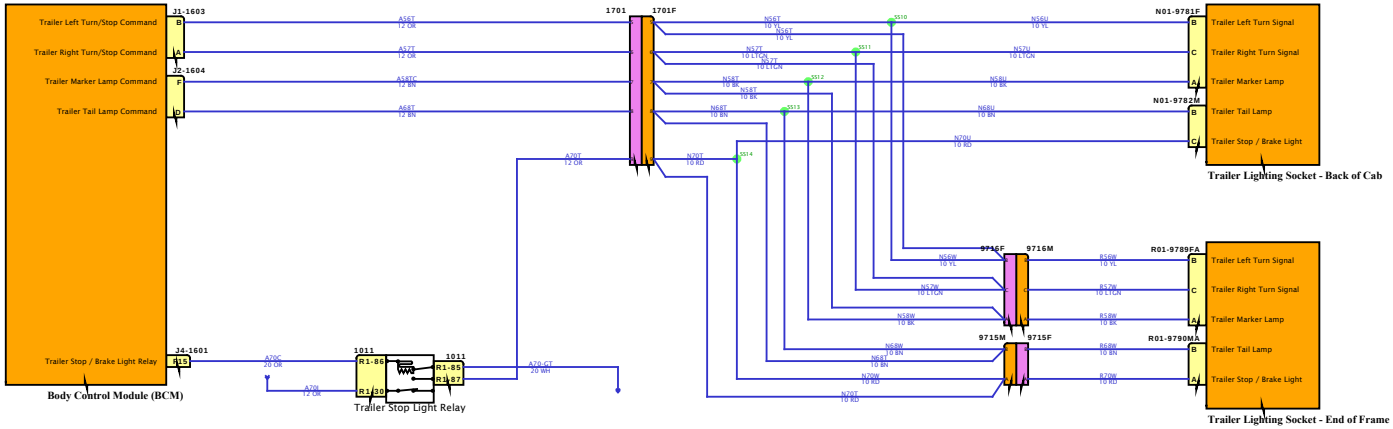

DESIGN DESCRIPTION

FEATURE CODES

SOFTWARE FEATURE CODES

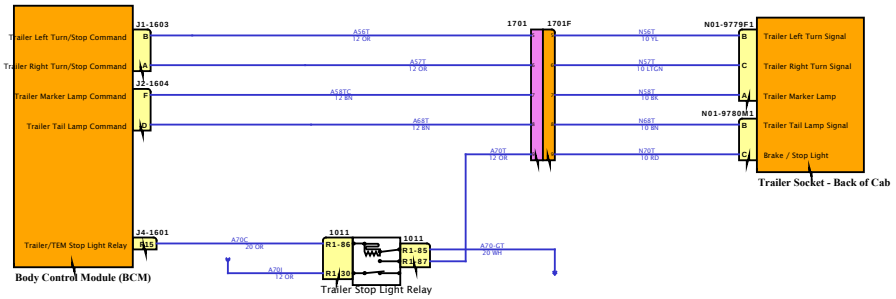

DESIGN DESCRIPTION

FEATURE CODES

SOFTWARE FEATURE CODES

DESIGN DESCRIPTION

FEATURE CODES

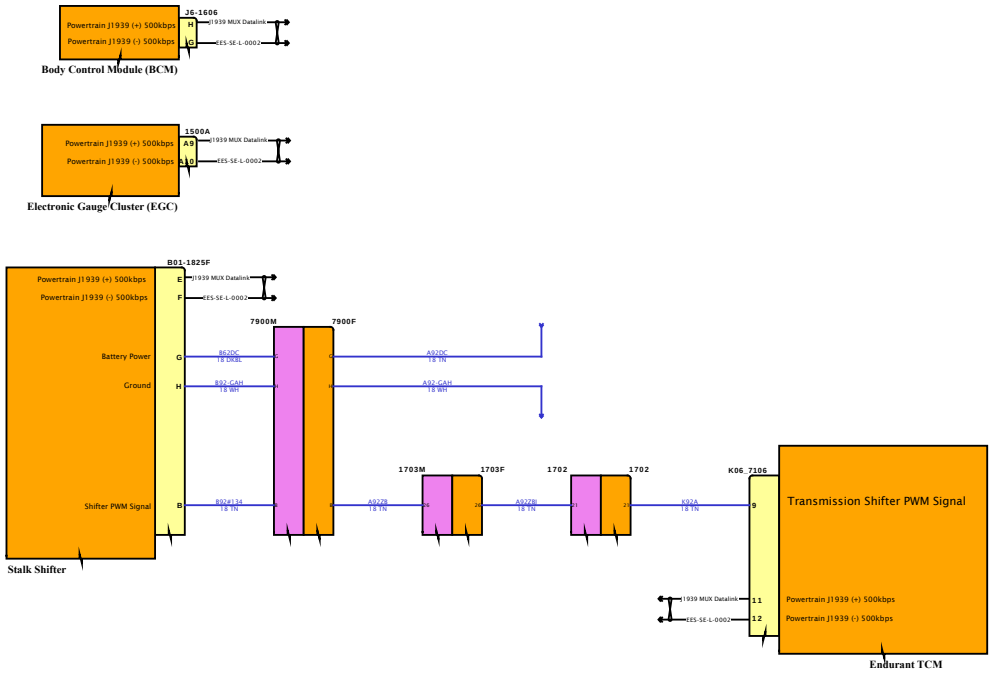

SOFTWARE FEATURE CODES

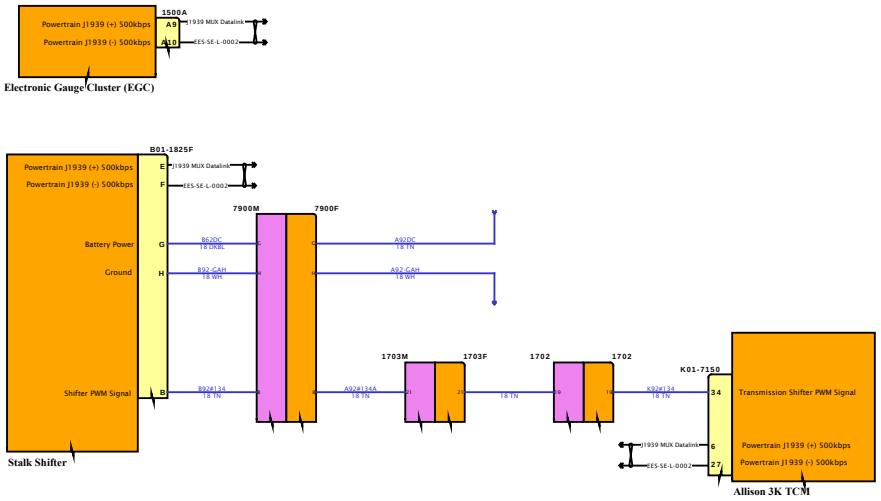

DESIGN DESCRIPTION

FEATURE CODES

SOFTWARE FEATURE CODES

Diagram1

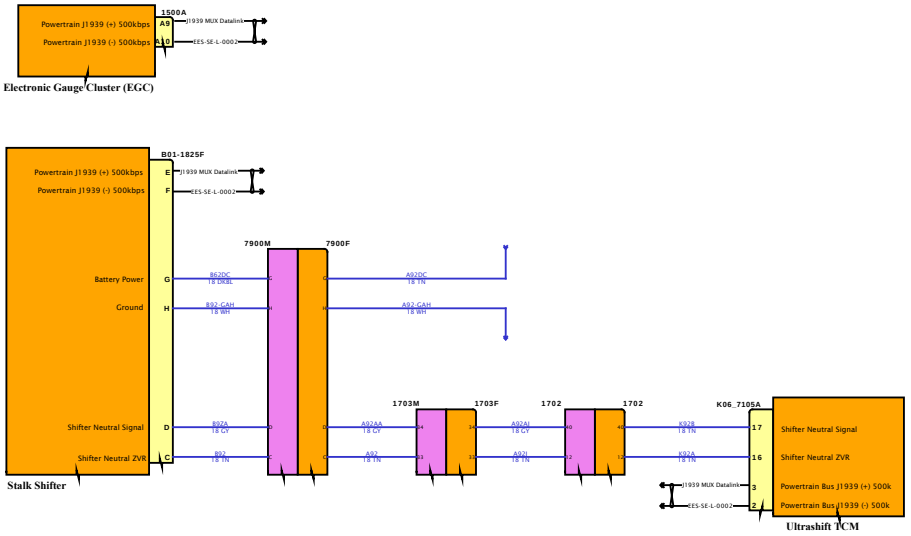

DESIGN DESCRIPTION

FEATURE CODES

SOFTWARE FEATURE CODES

Diagram1

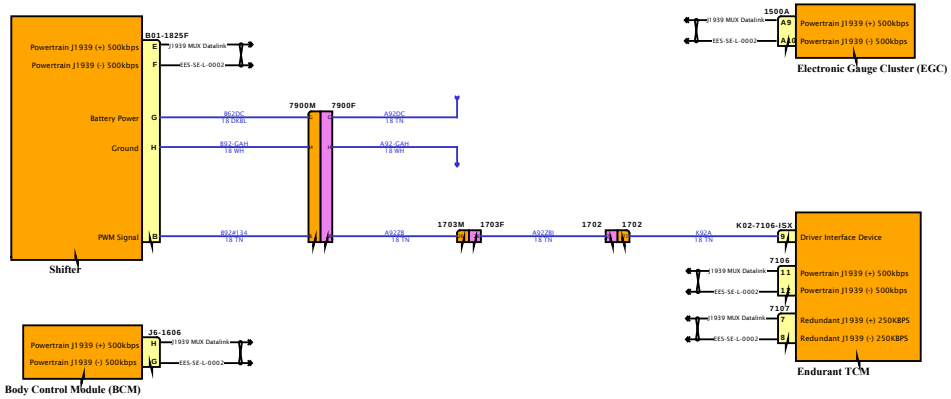

DESIGN DESCRIPTION

FEATURE CODES

SOFTWARE FEATURE CODES

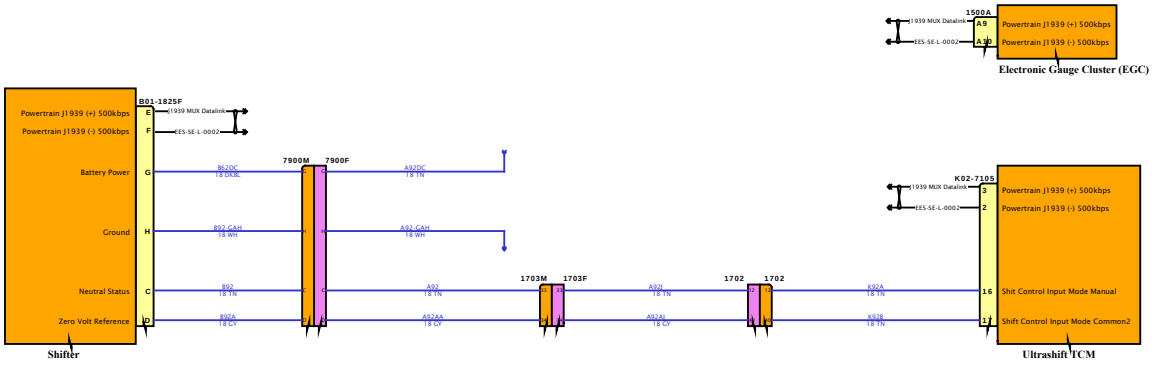

DESIGN DESCRIPTION

FEATURE CODES

SOFTWARE FEATURE CODES

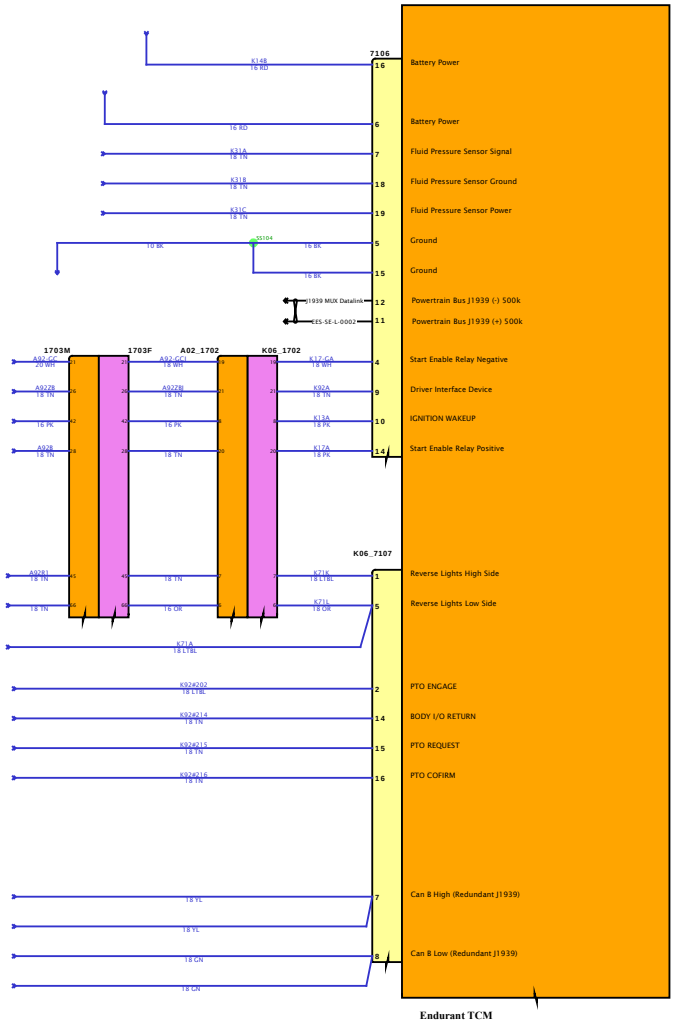

DESIGN DESCRIPTION

FEATURE CODES

SOFTWARE FEATURE CODES

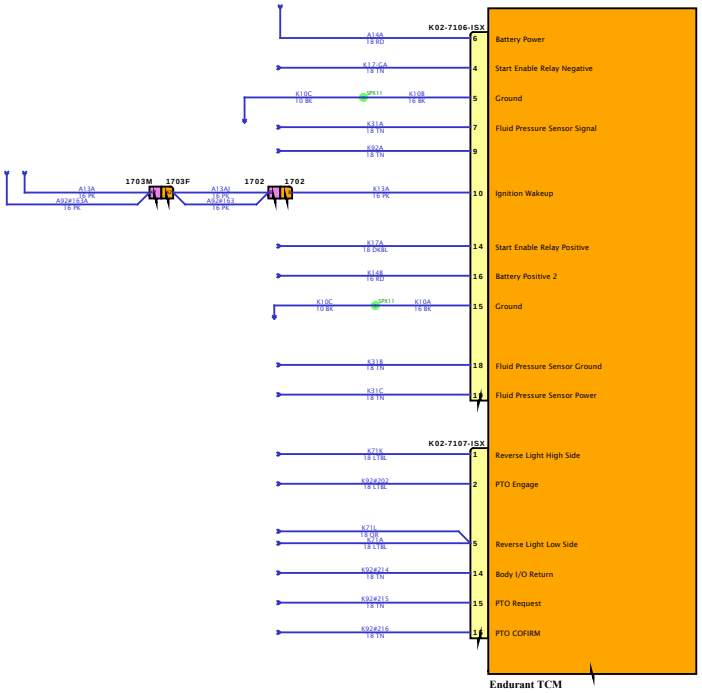

DESIGN DESCRIPTION

FEATURE CODES

SOFTWARE FEATURE CODES

Diagram1

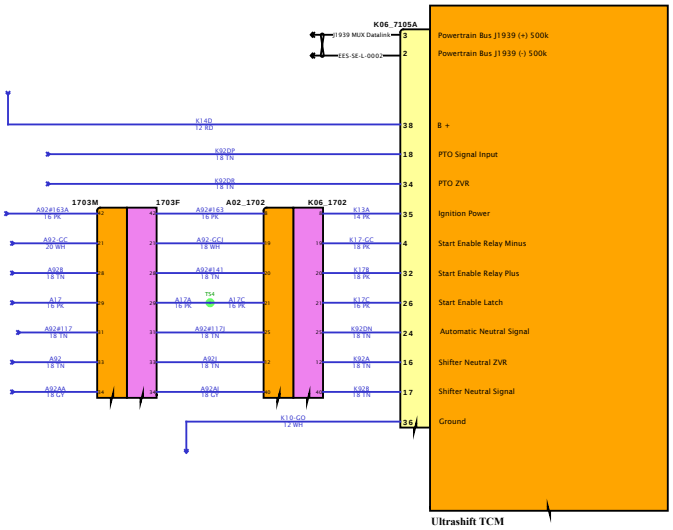

DESIGN DESCRIPTION

FEATURE CODES

SOFTWARE FEATURE CODES

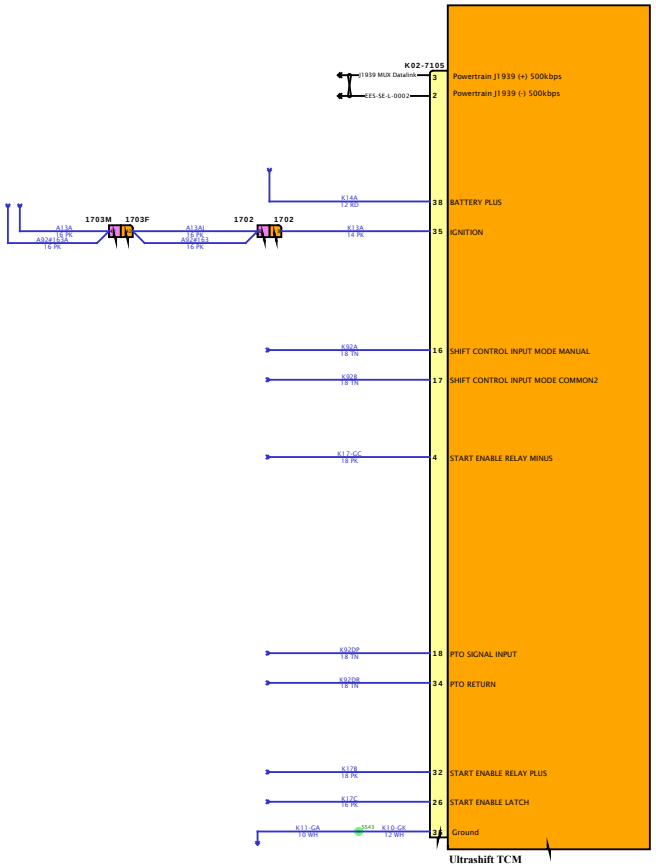

DESIGN DESCRIPTION

FEATURE CODES

SOFTWARE FEATURE CODES

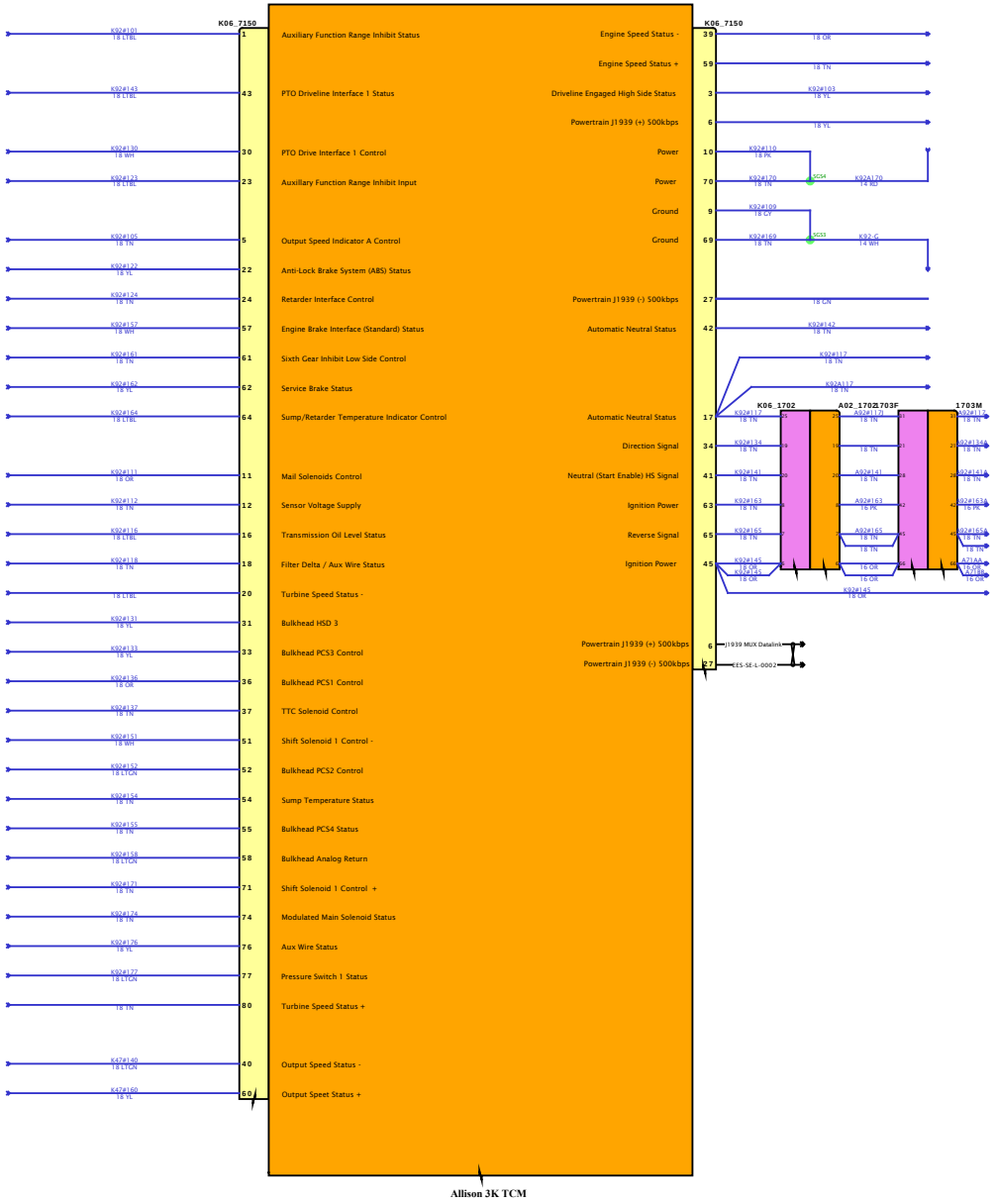

DESIGN DESCRIPTION

FEATURE CODES

SOFTWARE FEATURE CODES

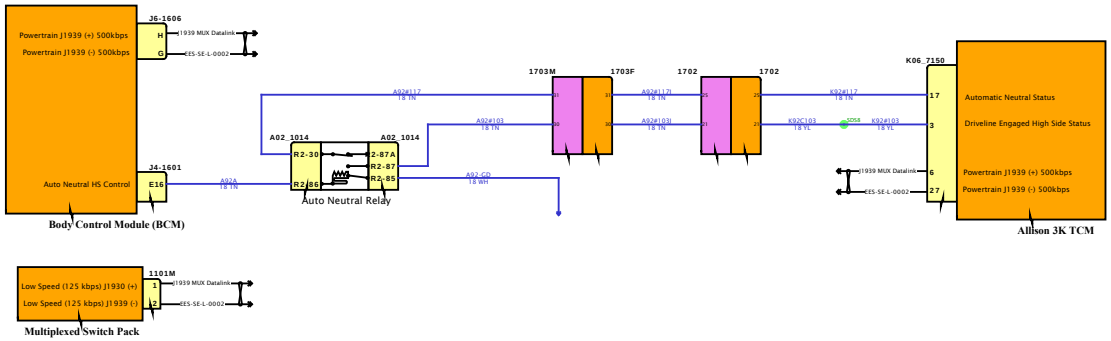

DESIGN DESCRIPTION

FEATURE CODES

SOFTWARE FEATURE CODES

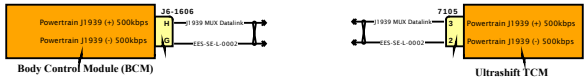

DESIGN DESCRIPTION

FEATURE CODES

SOFTWARE FEATURE CODES

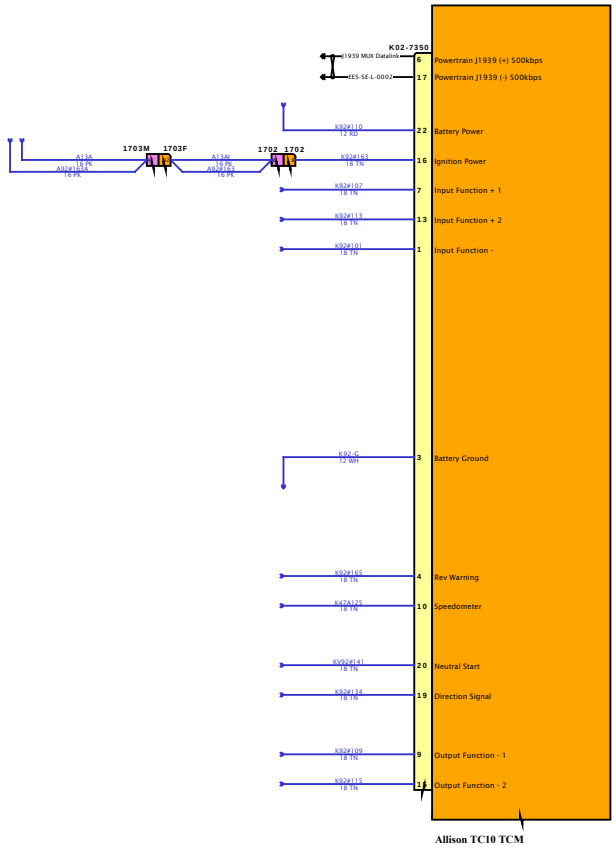

DESIGN DESCRIPTION

FEATURE CODES

SOFTWARE FEATURE CODES

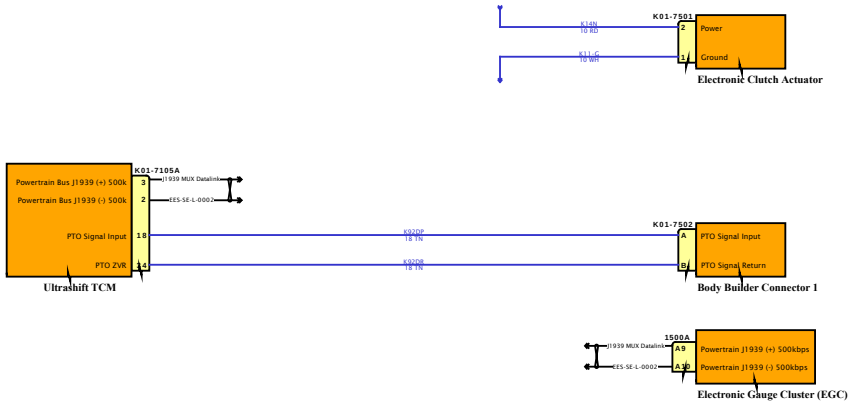

DESIGN DESCRIPTION

FEATURE CODES

SOFTWARE FEATURE CODES

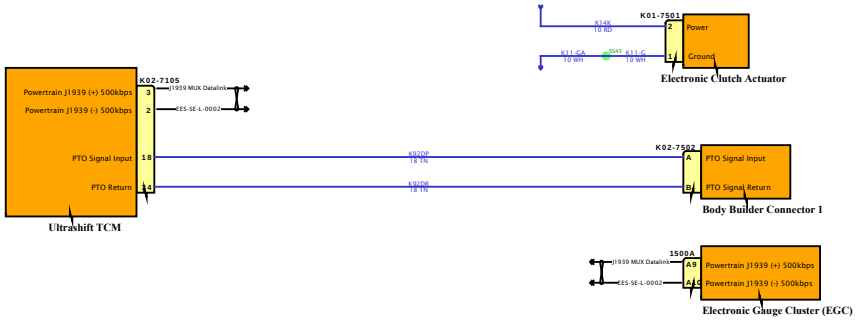

DESIGN DESCRIPTION

FEATURE CODES

SOFTWARE FEATURE CODES

Diagram1

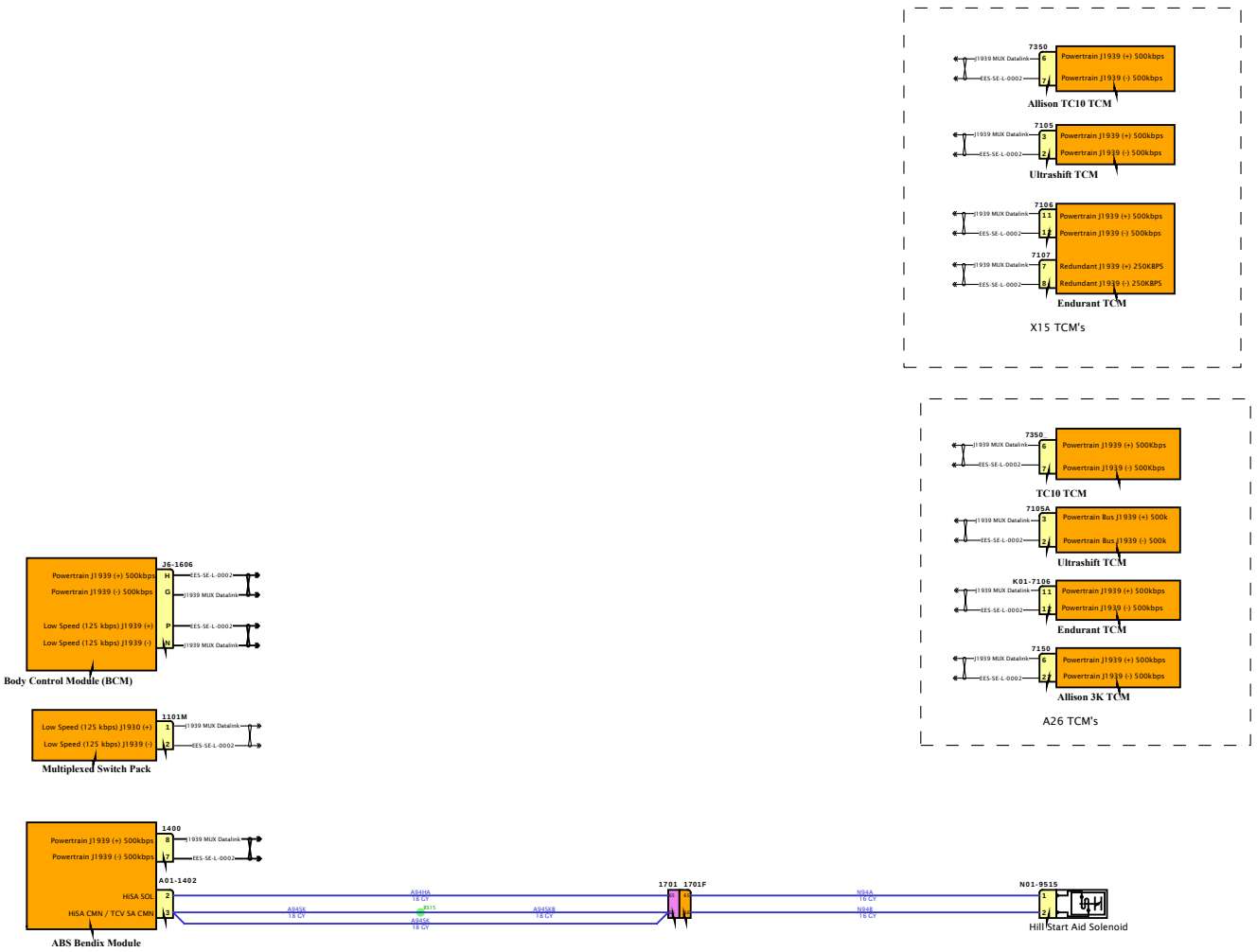

DESIGN DESCRIPTION

FEATURE CODES

SOFTWARE FEATURE CODES

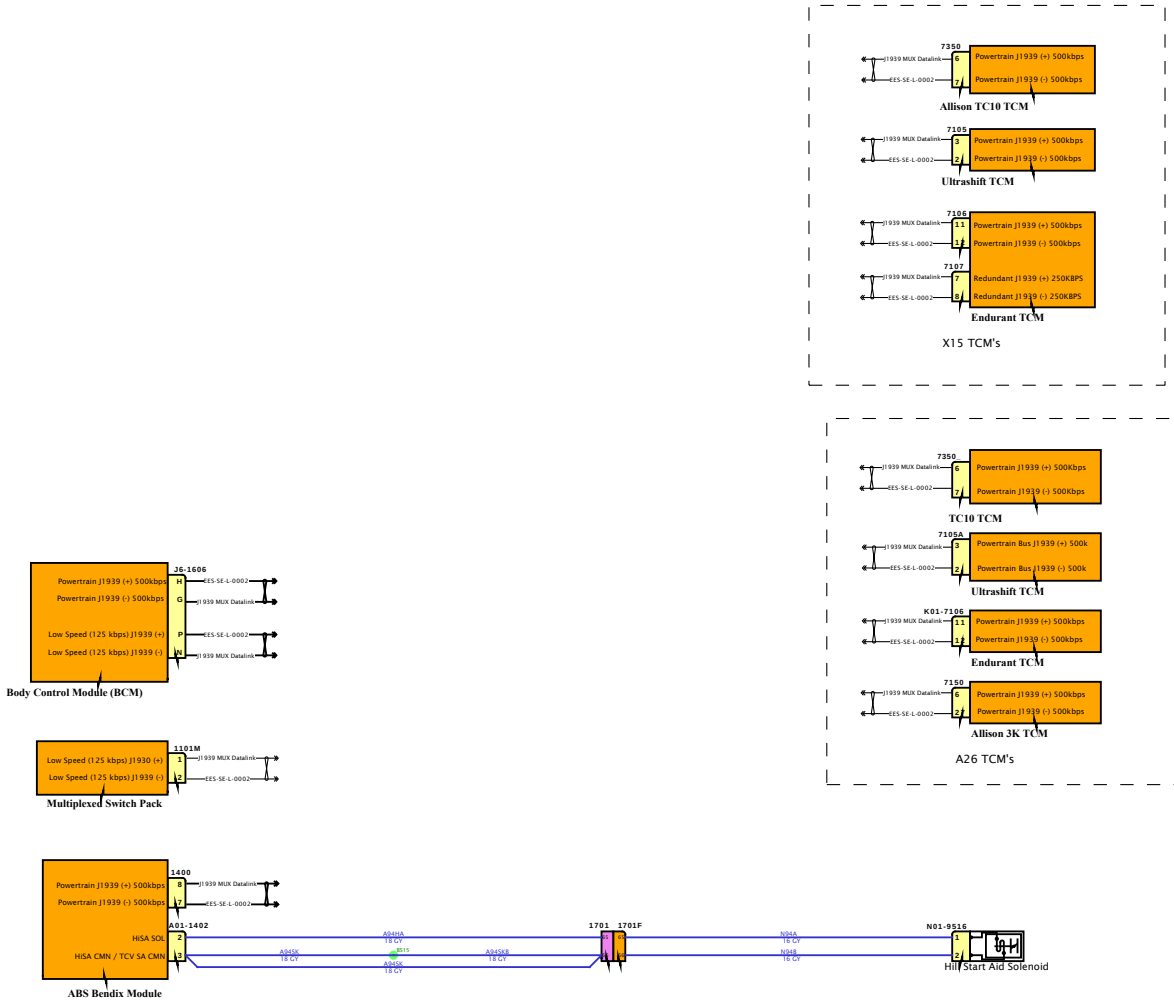

DESIGN DESCRIPTION

FEATURE CODES

SOFTWARE FEATURE CODES

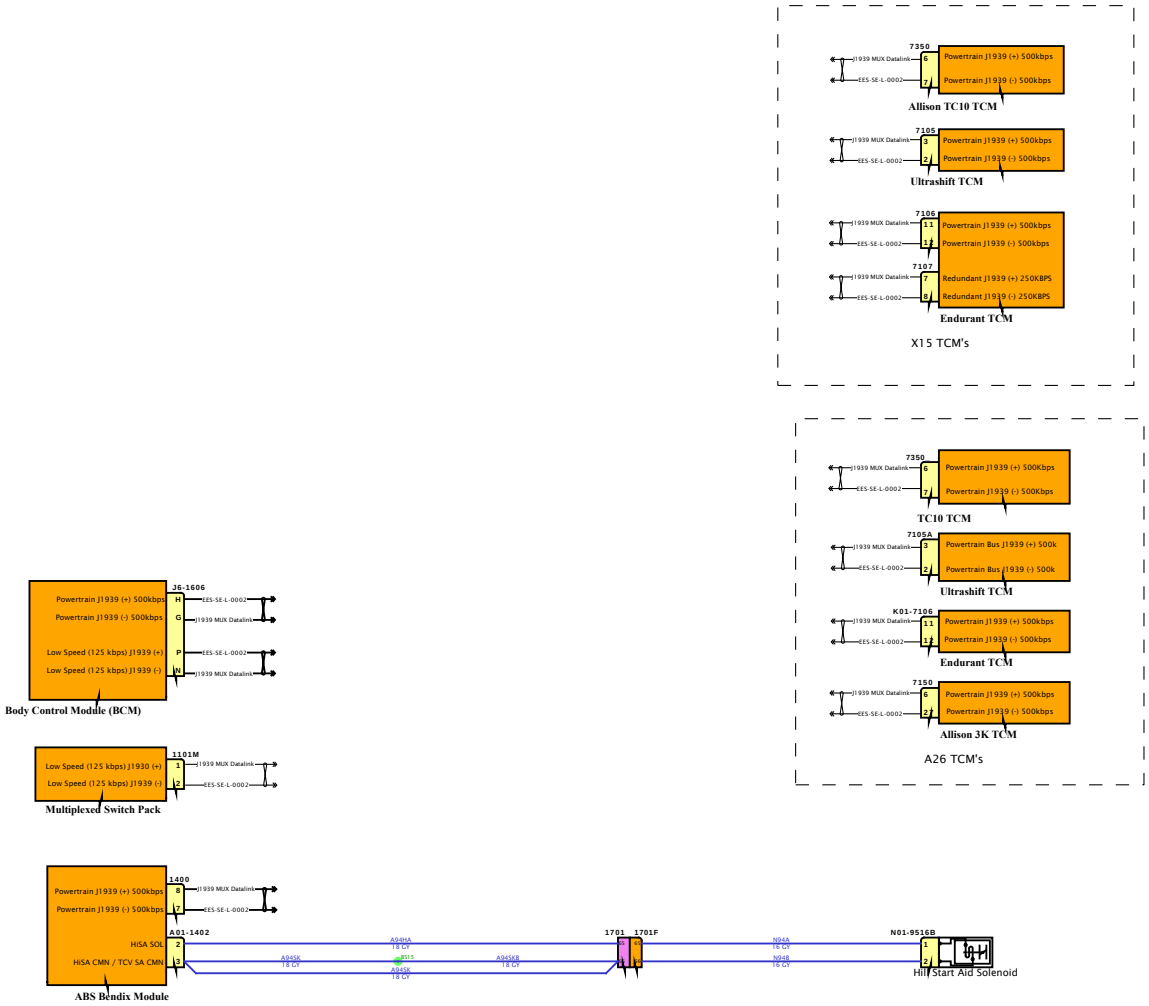

DESIGN DESCRIPTION

FEATURE CODES

SOFTWARE FEATURE CODES

Diagram1

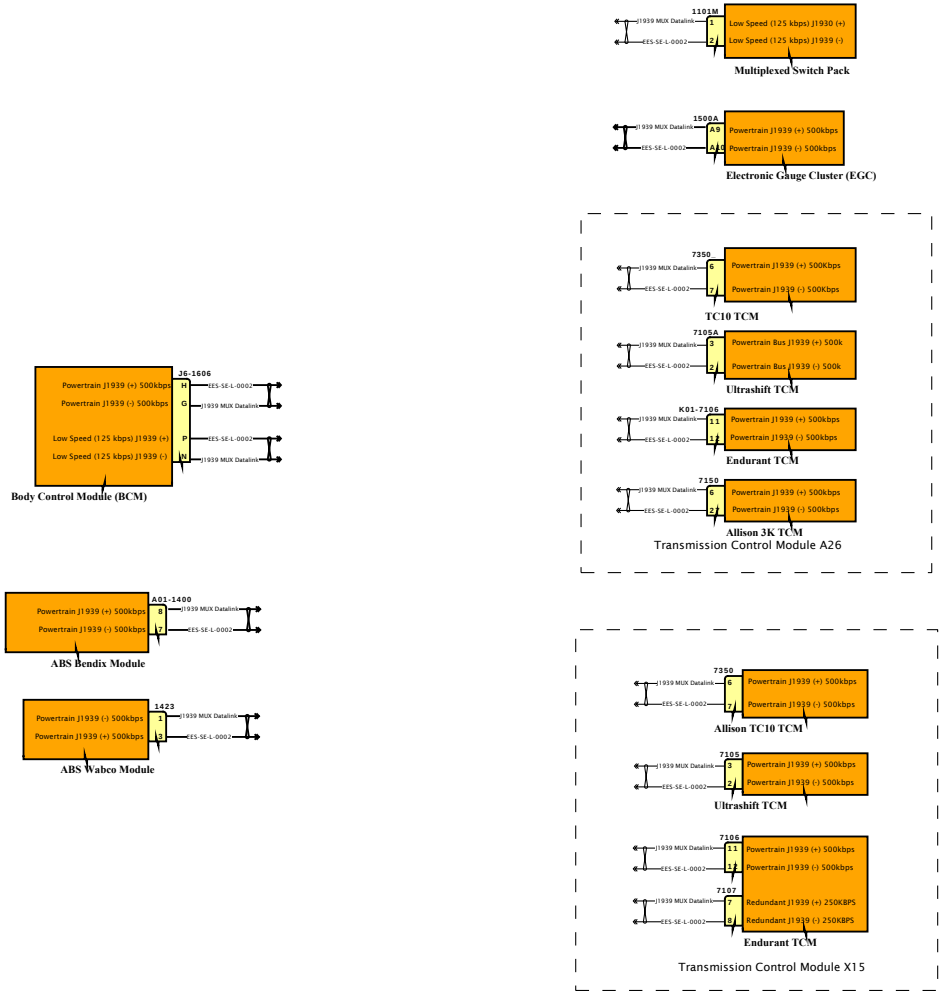

DESIGN DESCRIPTION

FEATURE CODES

SOFTWARE FEATURE CODES

Diagram1

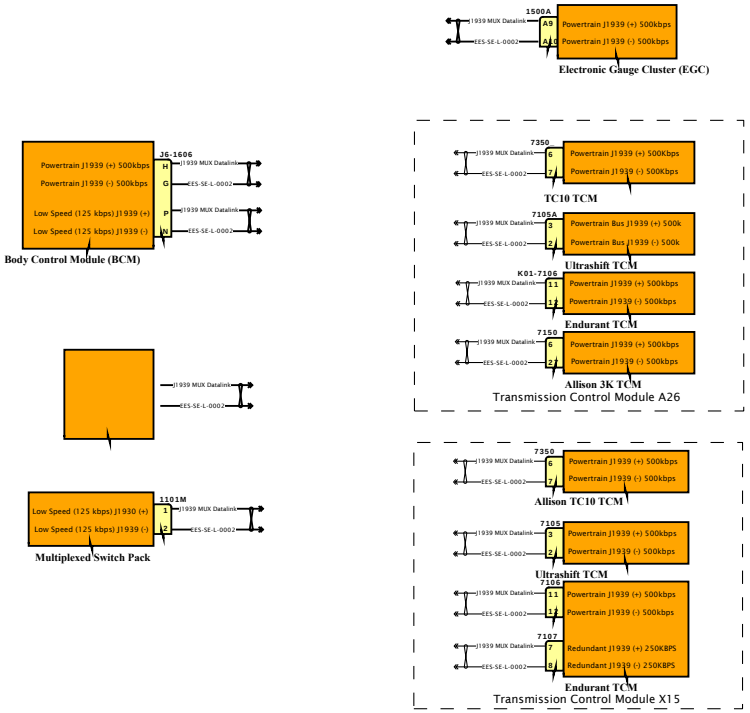

DESIGN DESCRIPTION

FEATURE CODES

SOFTWARE FEATURE CODES

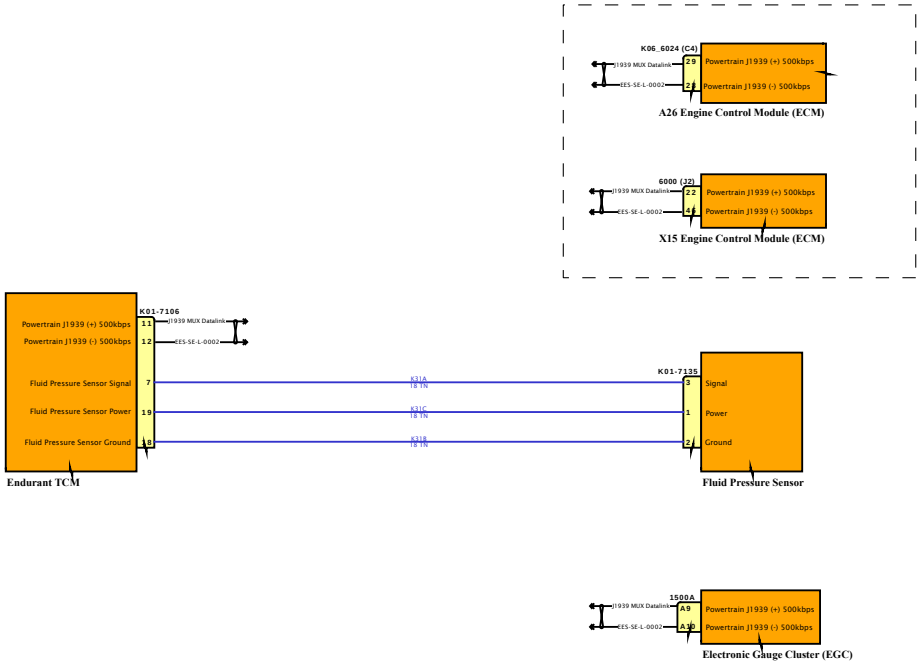

DESIGN DESCRIPTION

FEATURE CODES

SOFTWARE FEATURE CODES

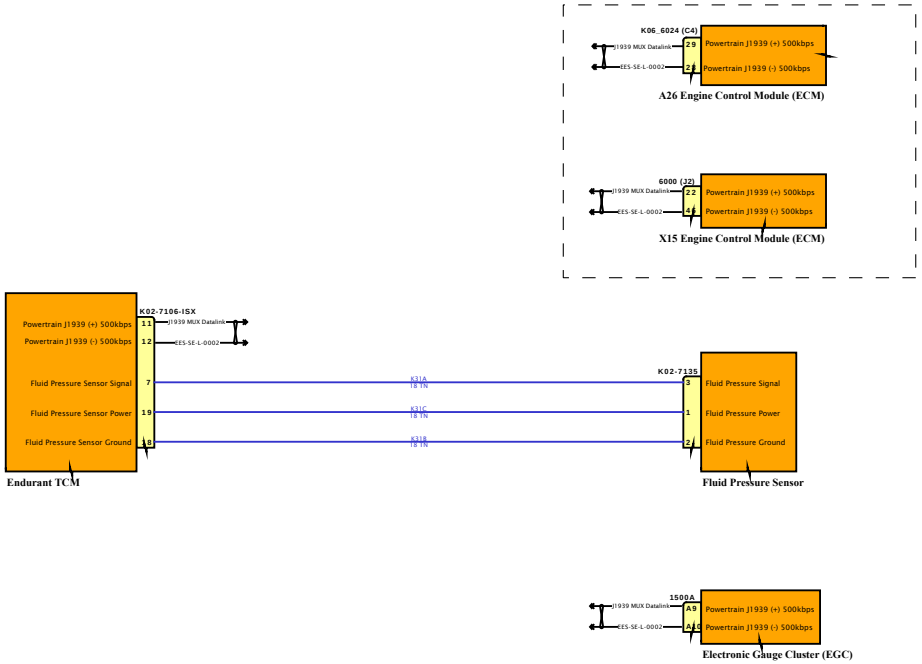

DESIGN DESCRIPTION

FEATURE CODES

SOFTWARE FEATURE CODES

Diagram1

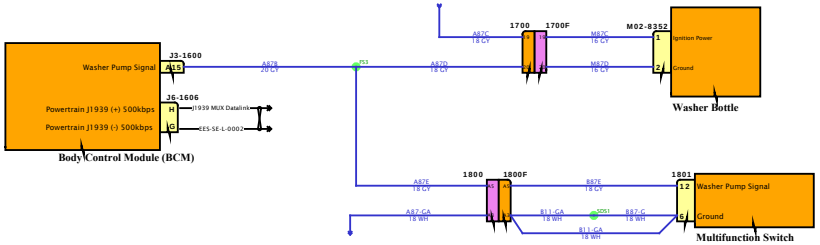

DESIGN DESCRIPTION

FEATURE CODES

SOFTWARE FEATURE CODES

Diagram1

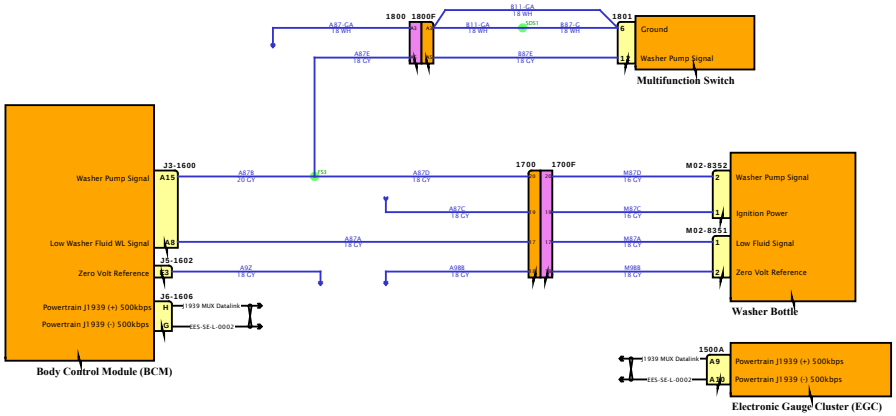

DESIGN DESCRIPTION

FEATURE CODES

SOFTWARE FEATURE CODES

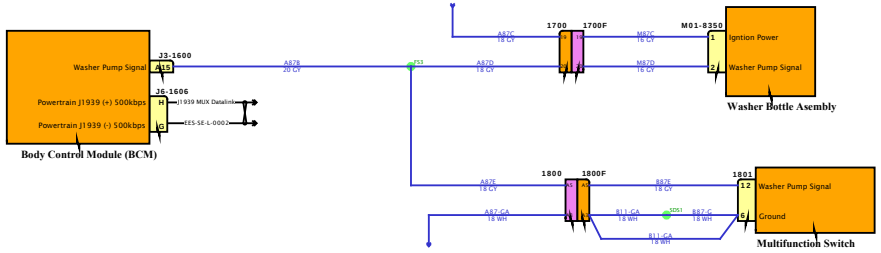

DESIGN DESCRIPTION

FEATURE CODES

SOFTWARE FEATURE CODES

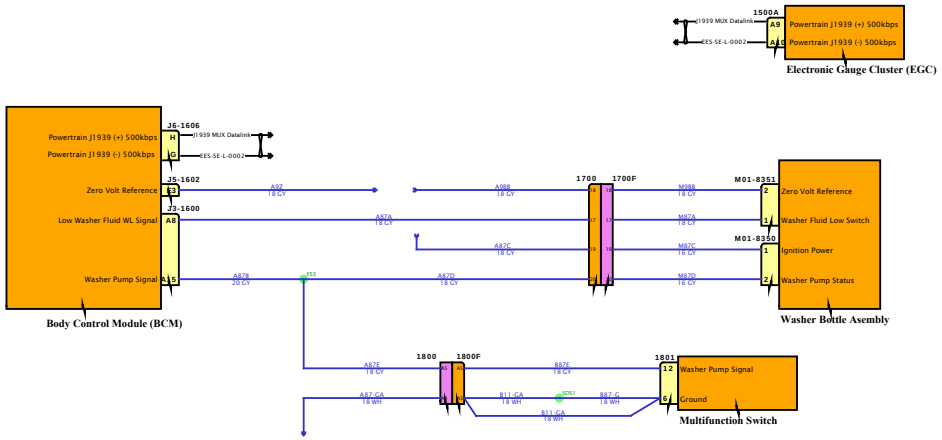

DESIGN DESCRIPTION

FEATURE CODES

SOFTWARE FEATURE CODES

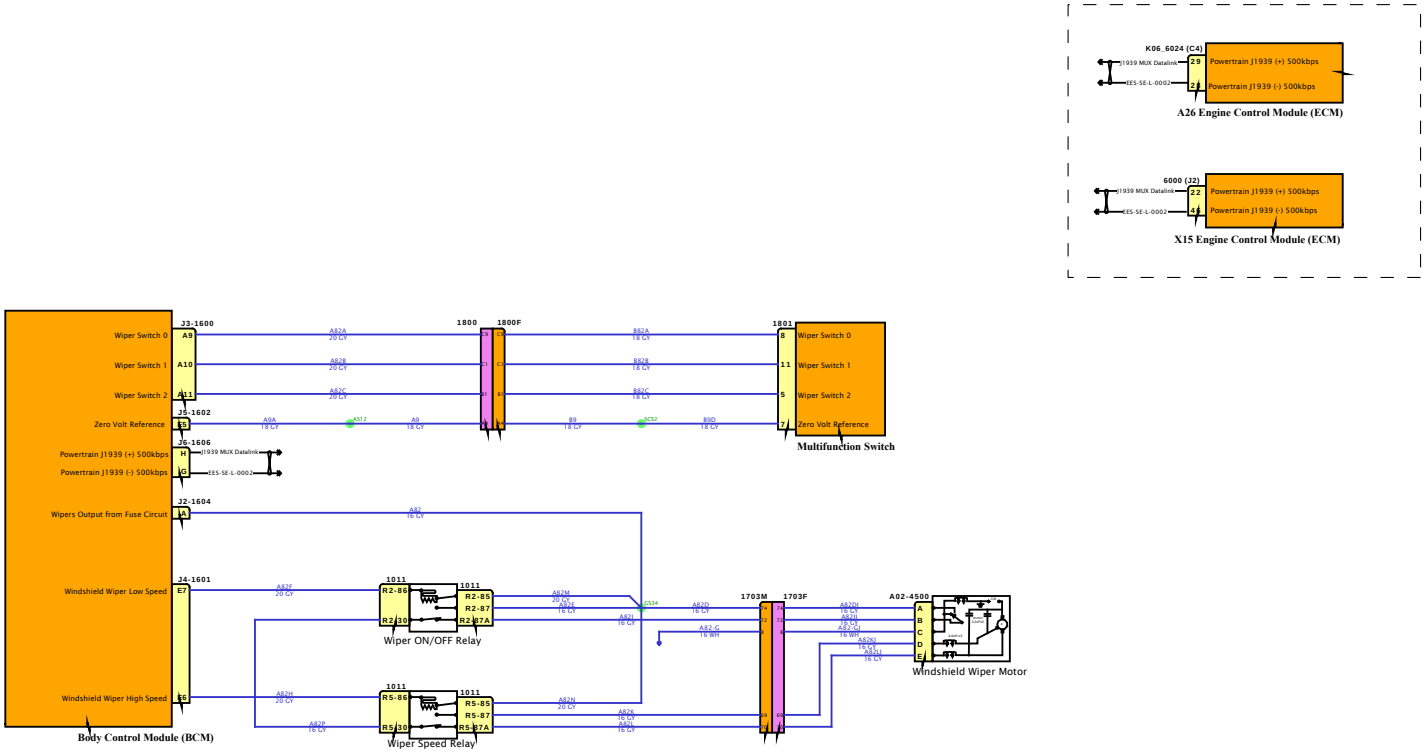

DESIGN DESCRIPTION

FEATURE CODES

SOFTWARE FEATURE CODES

DESIGN DESCRIPTION

FEATURE CODES

SOFTWARE FEATURE CODES

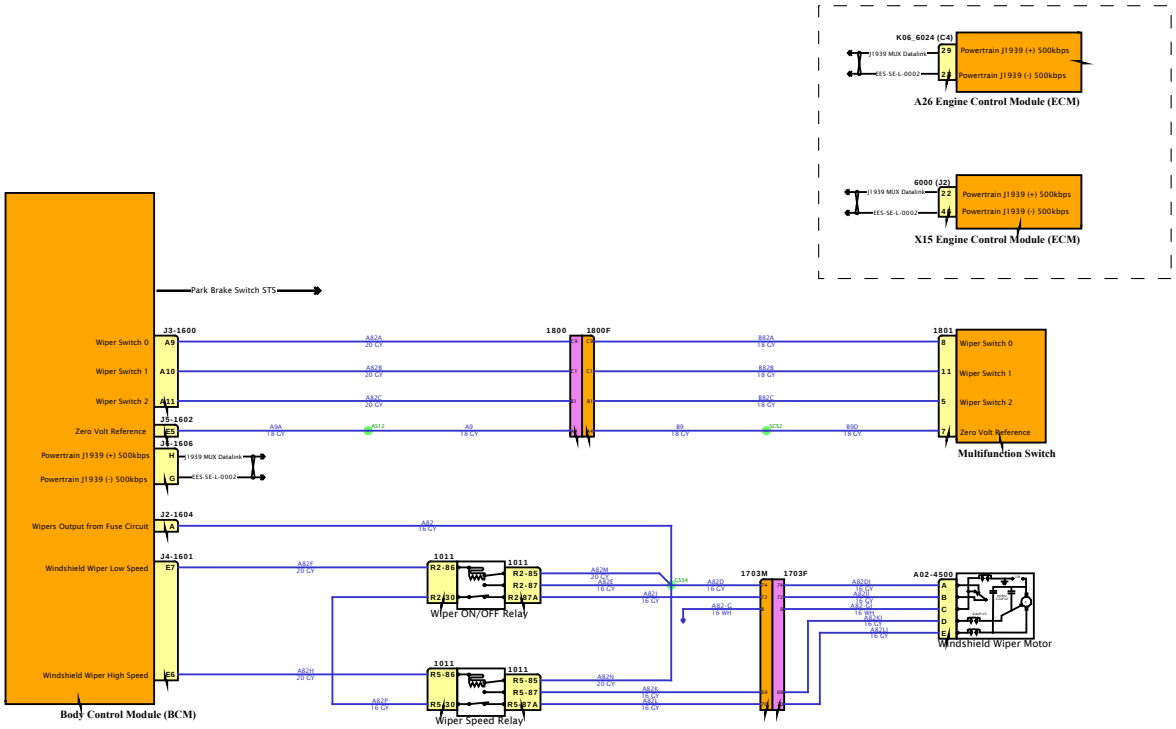

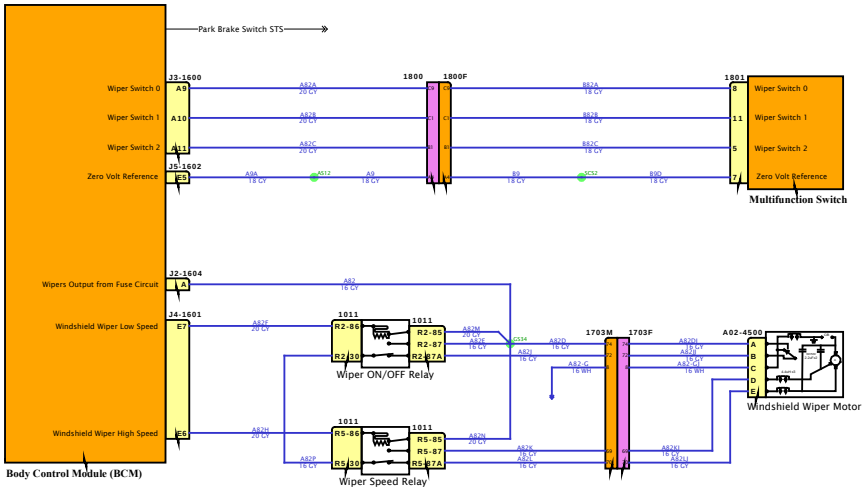

DESIGN DESCRIPTION

FEATURE CODES

SOFTWARE FEATURE CODES

Diagram1

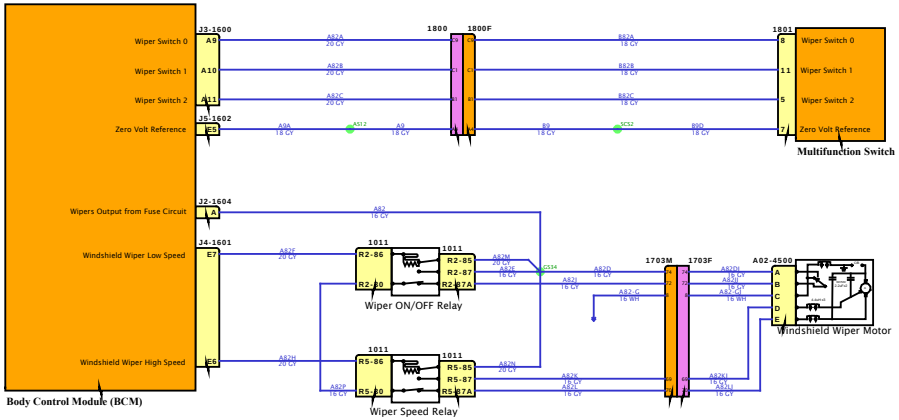

DESIGN DESCRIPTION

FEATURE CODES

SOFTWARE FEATURE CODES

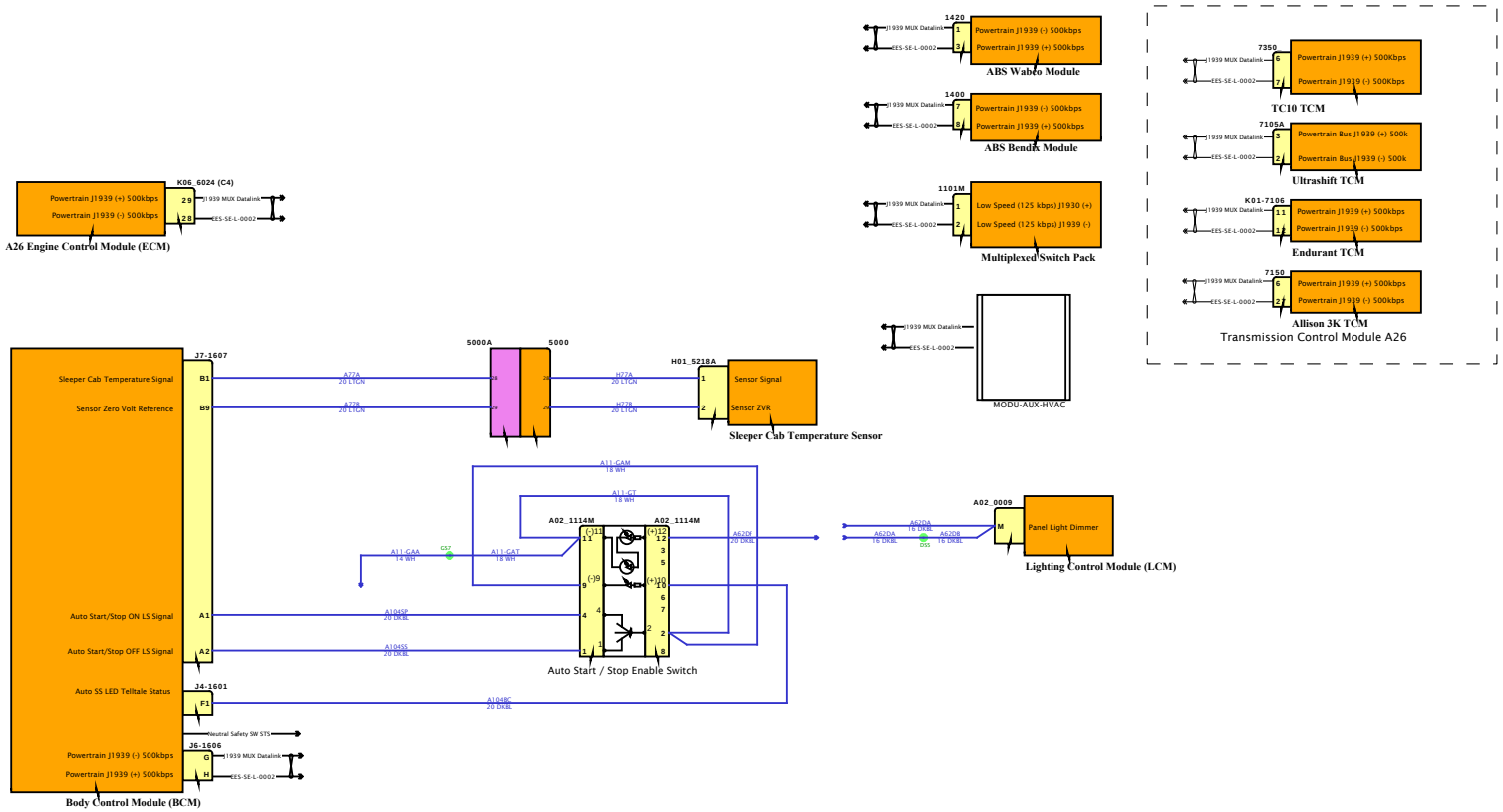

DESIGN DESCRIPTION

FEATURE CODES

SOFTWARE FEATURE CODES

DESIGN DESCRIPTION

FEATURE CODES

SOFTWARE FEATURE CODES

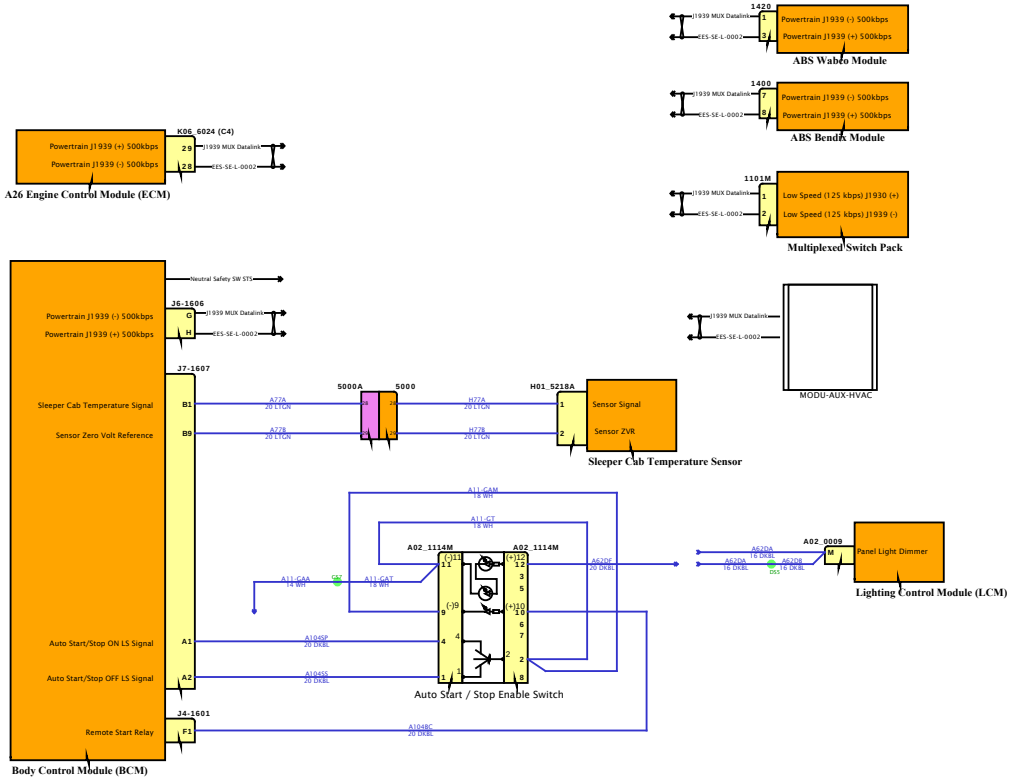

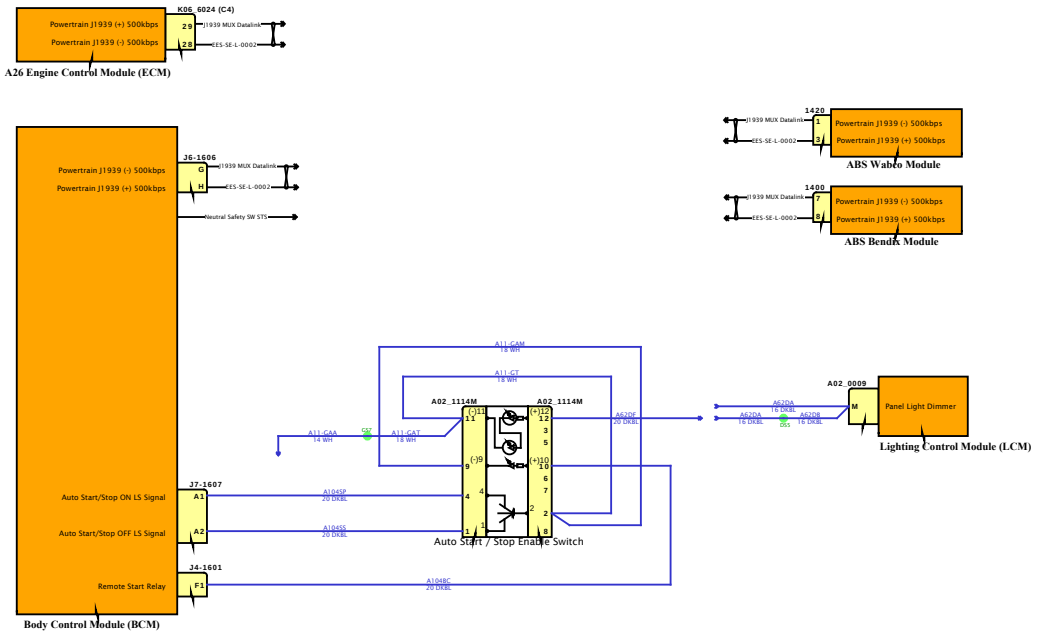

DESIGN DESCRIPTION

FEATURE CODES

SOFTWARE FEATURE CODES

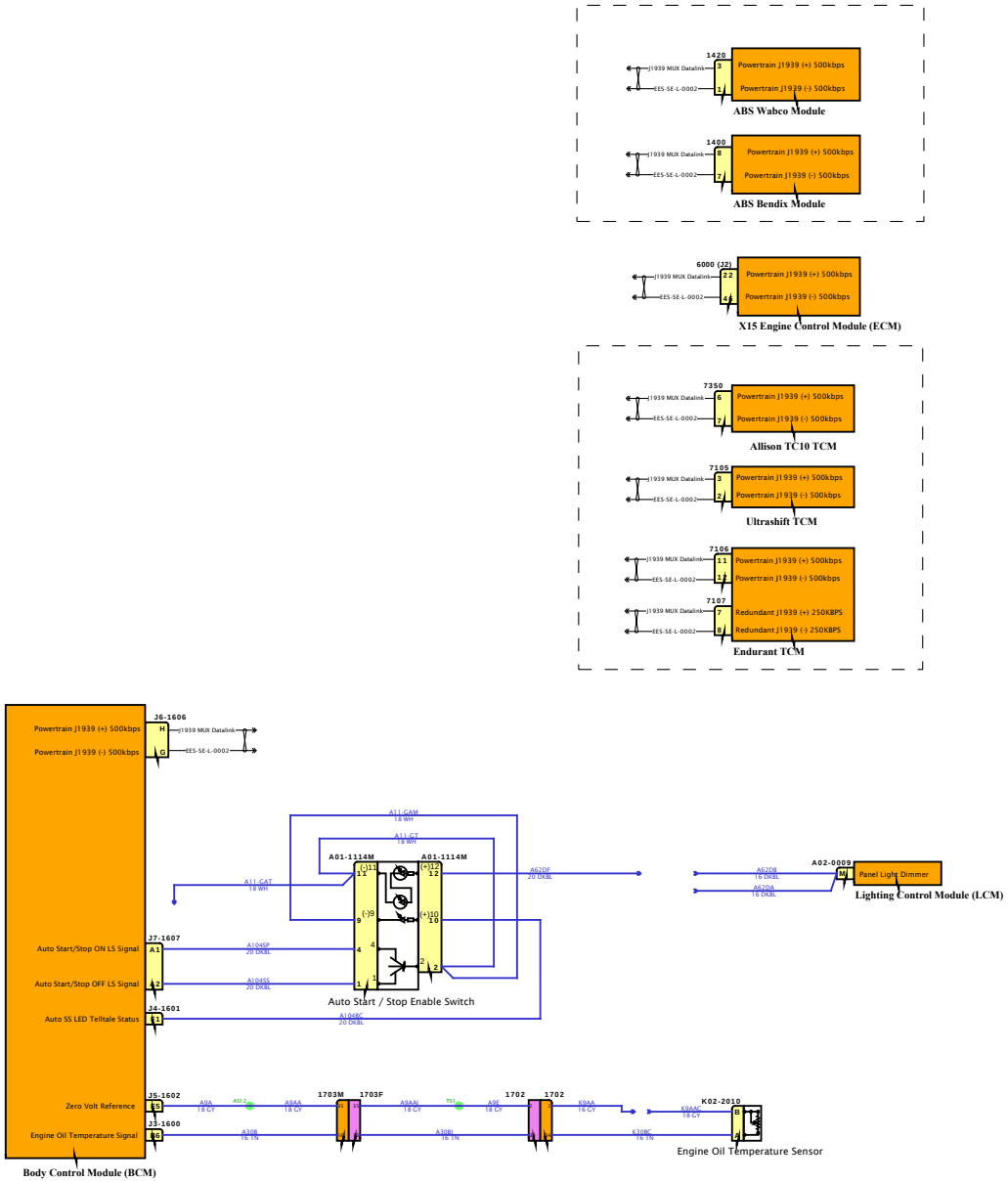

DESIGN DESCRIPTION

FEATURE CODES

SOFTWARE FEATURE CODES

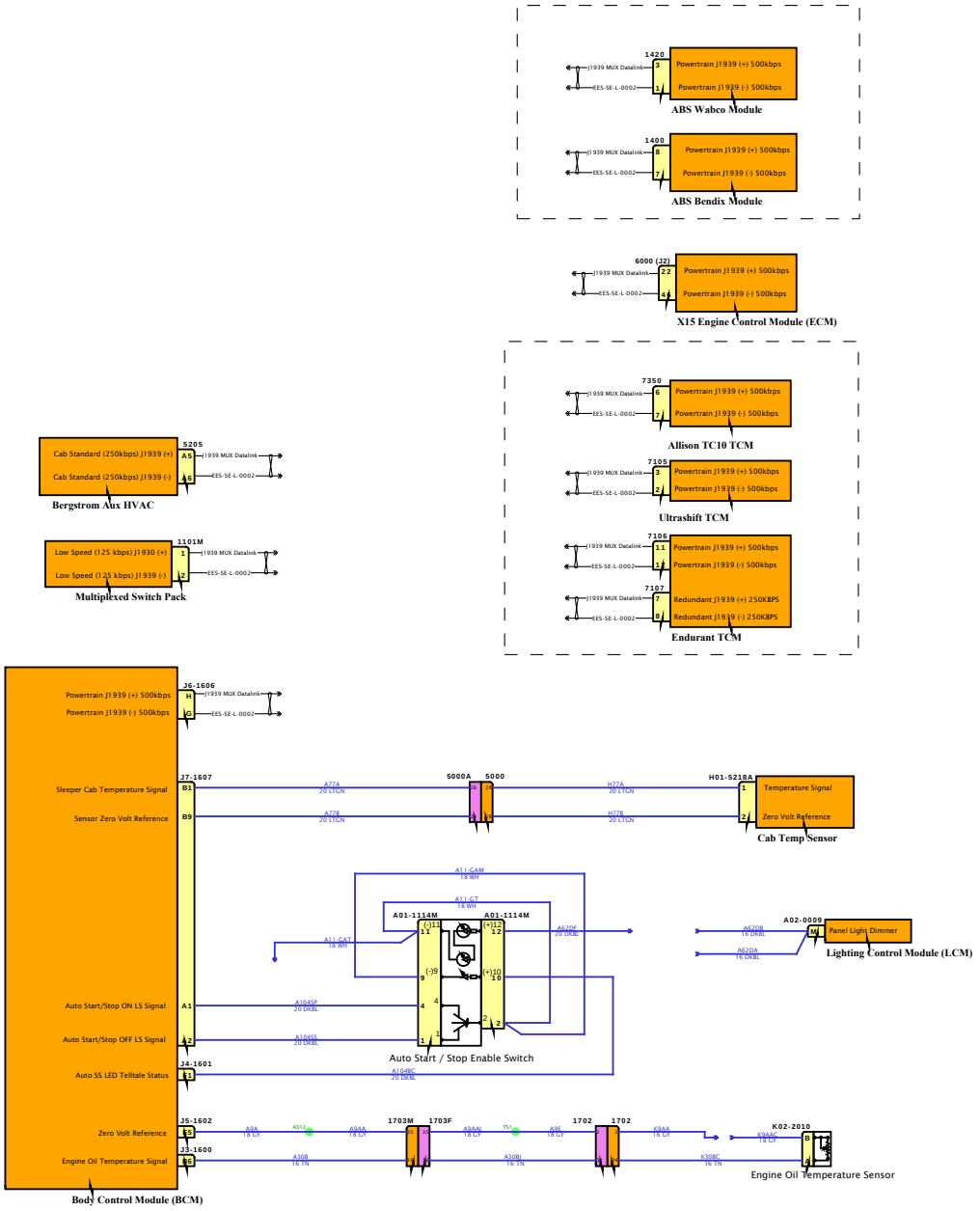

DESIGN DESCRIPTION

FEATURE CODES

SOFTWARE FEATURE CODES

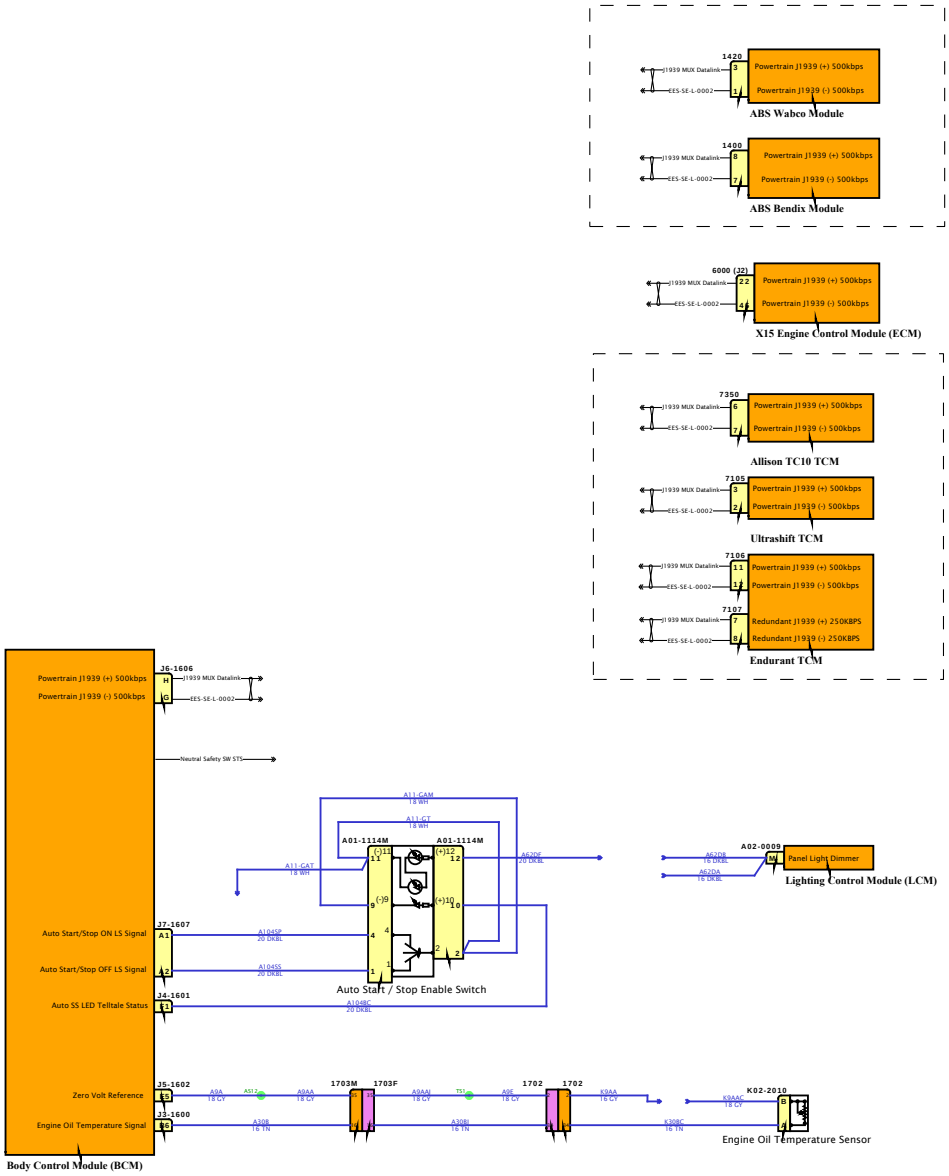

DESIGN DESCRIPTION

FEATURE CODES

SOFTWARE FEATURE CODES

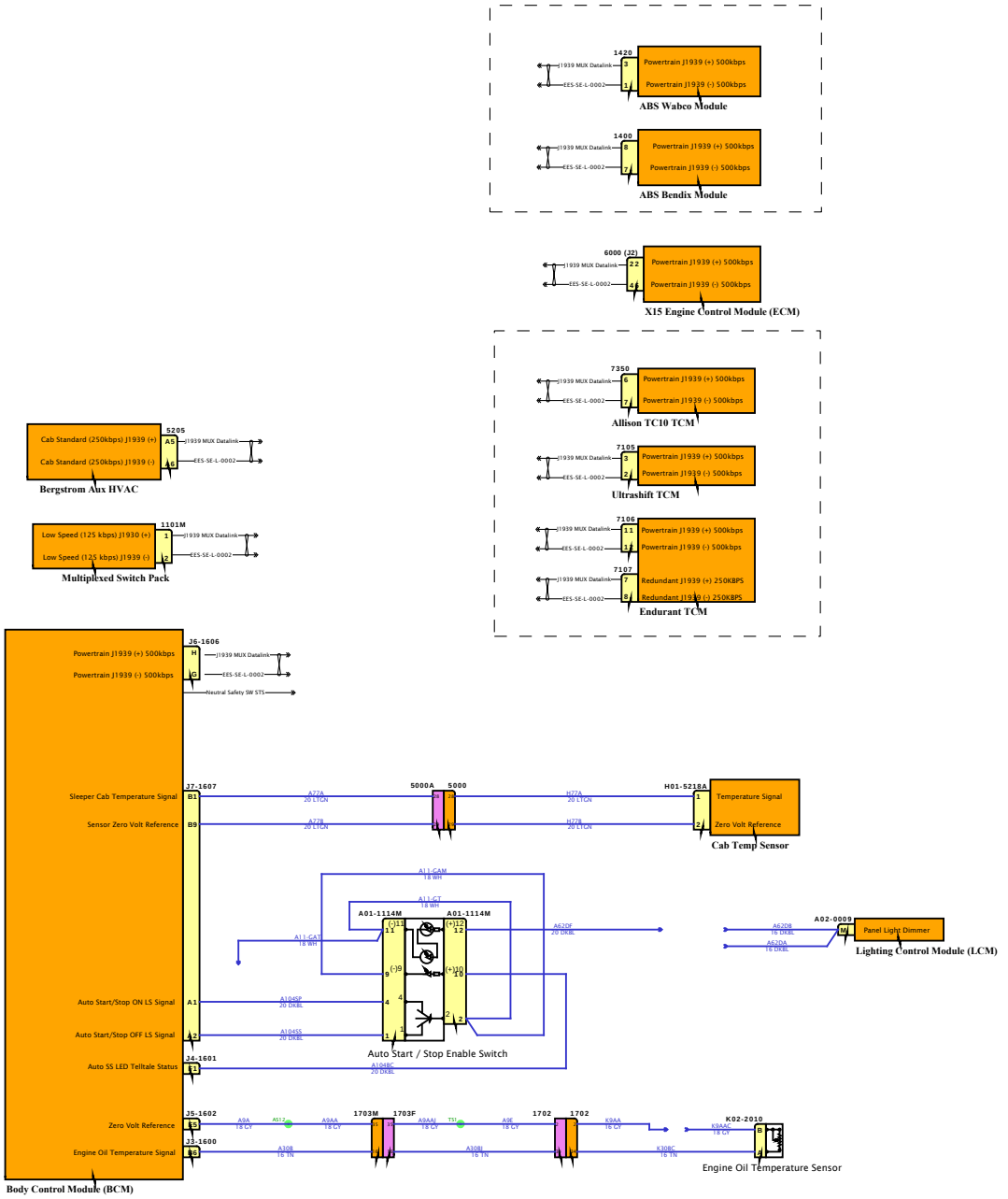

DESIGN DESCRIPTION

FEATURE CODES

SOFTWARE FEATURE CODES

DESIGN DESCRIPTION

FEATURE CODES

SOFTWARE FEATURE CODES

Diagram1 - Starter:Mitsubishi

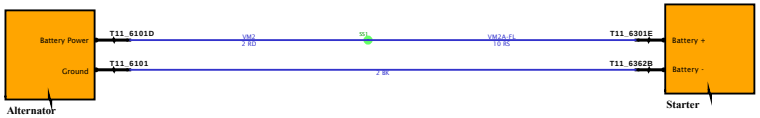

DESIGN DESCRIPTION

FEATURE CODES

SOFTWARE FEATURE CODES

Diagram2 - Starter:Delco Remy

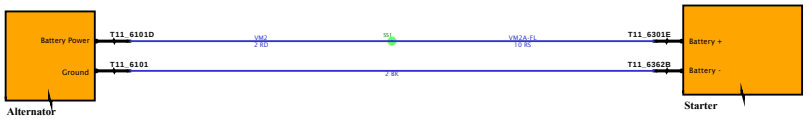

DESIGN DESCRIPTION

FEATURE CODES

SOFTWARE FEATURE CODES

Diagram3 - Starter:Leece-Neville

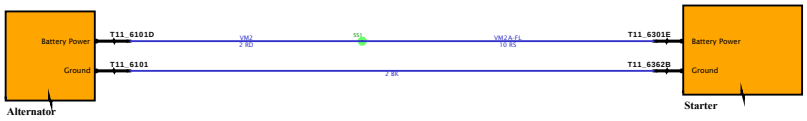

DESIGN DESCRIPTION

FEATURE CODES

SOFTWARE FEATURE CODES

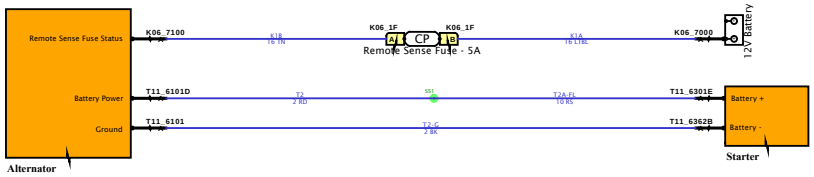

DESIGN DESCRIPTION

FEATURE CODES

SOFTWARE FEATURE CODES

Diagram2 - Starter:Delco Remy

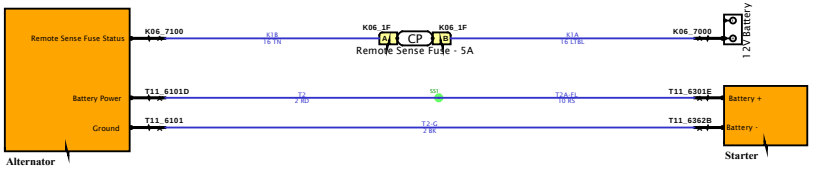

DESIGN DESCRIPTION

FEATURE CODES

SOFTWARE FEATURE CODES

Diagram3 - Starter:Leece-Neville

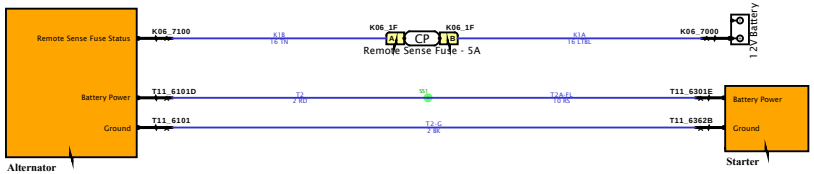

DESIGN DESCRIPTION

FEATURE CODES

SOFTWARE FEATURE CODES

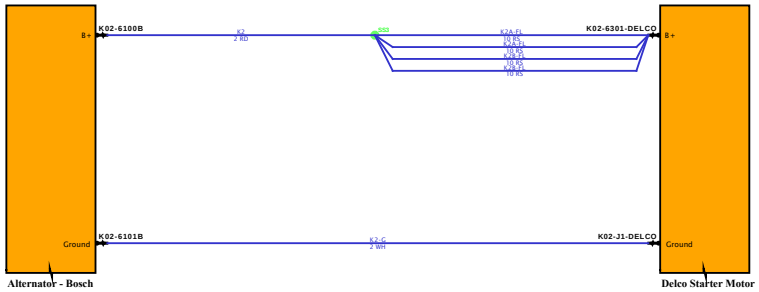

DESIGN DESCRIPTION

FEATURE CODES

SOFTWARE FEATURE CODES

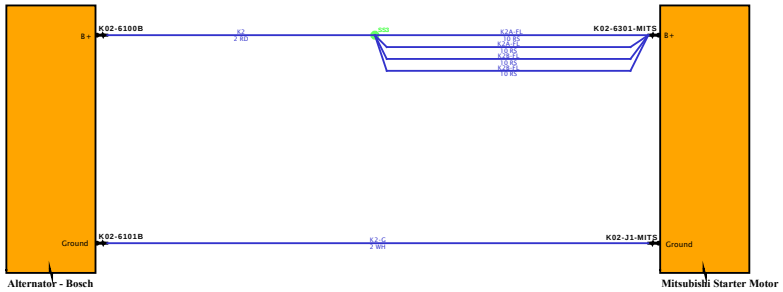

DESIGN DESCRIPTION

FEATURE CODES

SOFTWARE FEATURE CODES

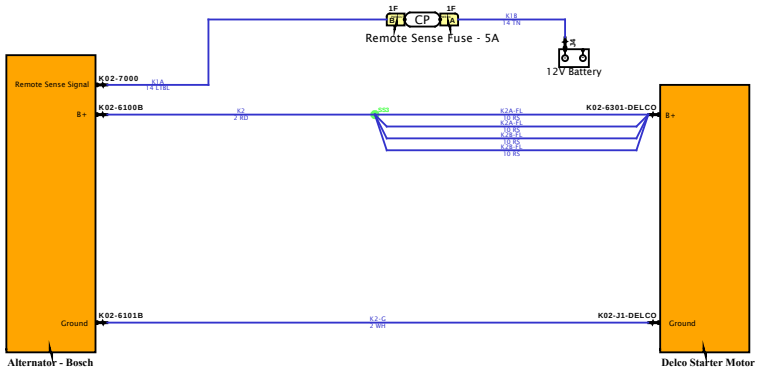

DESIGN DESCRIPTION

FEATURE CODES

SOFTWARE FEATURE CODES

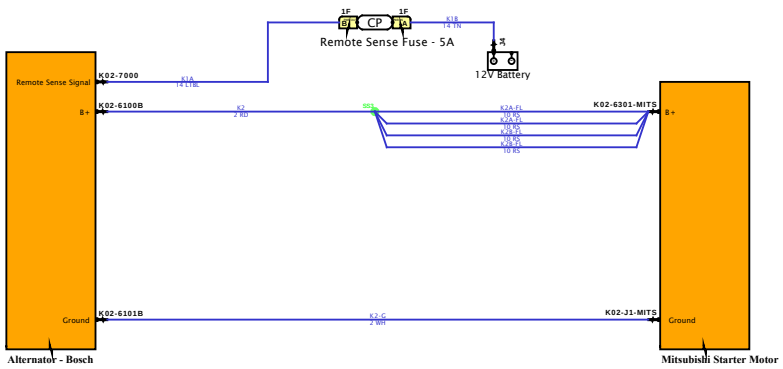

DESIGN DESCRIPTION

FEATURE CODES

SOFTWARE FEATURE CODES

Diagram1 - Starter:Mitsubishi

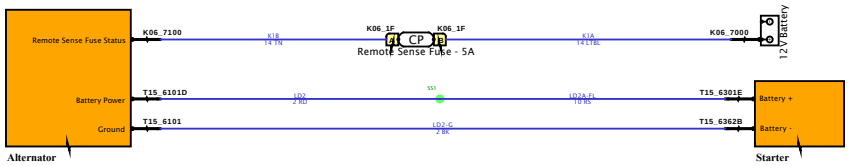

DESIGN DESCRIPTION

FEATURE CODES

SOFTWARE FEATURE CODES

Diagram2 - Starter:Delco Remy

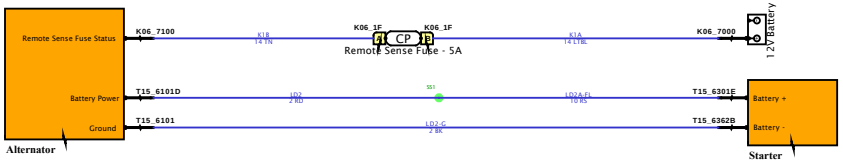

DESIGN DESCRIPTION

FEATURE CODES

SOFTWARE FEATURE CODES

Diagram3 - Starter:Leece-Neville

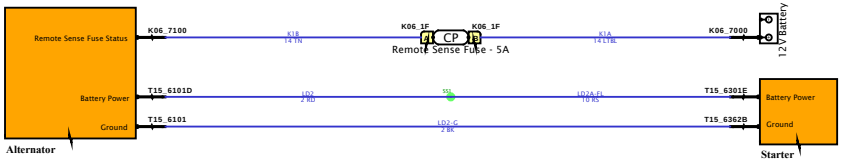

DESIGN DESCRIPTION

FEATURE CODES

SOFTWARE FEATURE CODES

Diagram1 - Starter:Mitsubishi

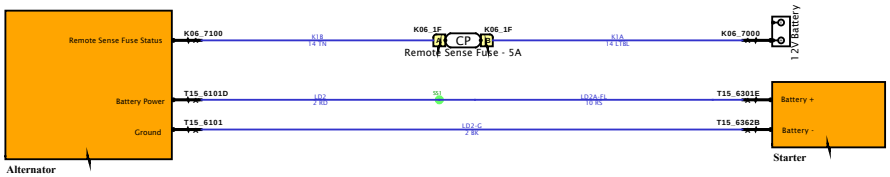

DESIGN DESCRIPTION

FEATURE CODES

SOFTWARE FEATURE CODES

Diagram2 - Starter:Delco Remy

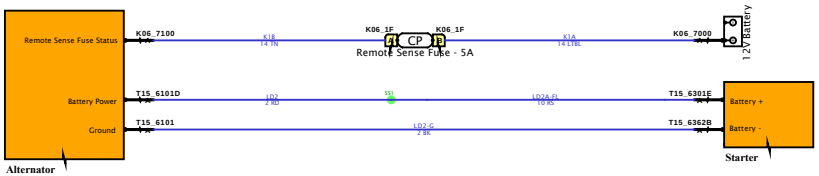

DESIGN DESCRIPTION

FEATURE CODES

SOFTWARE FEATURE CODES

Diagram3 - Starter:Leece-Neville

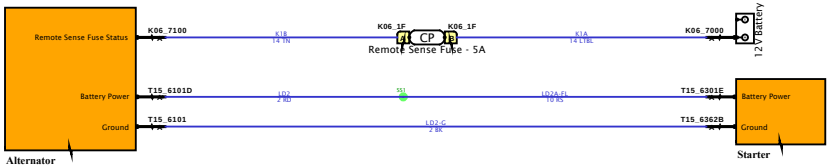

DESIGN DESCRIPTION

FEATURE CODES

SOFTWARE FEATURE CODES

Diagram1 - Starter:Mitsubishi

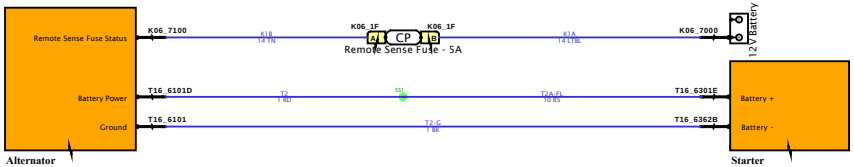

DESIGN DESCRIPTION

FEATURE CODES

SOFTWARE FEATURE CODES

Diagram2 - Starter:Delco Remy

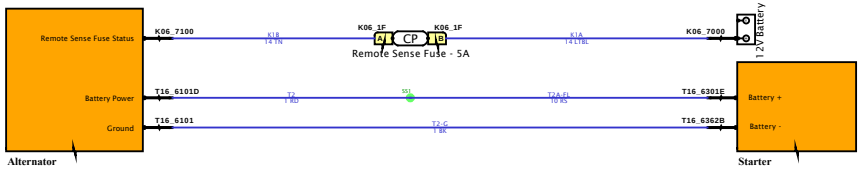

DESIGN DESCRIPTION

FEATURE CODES

SOFTWARE FEATURE CODES

Diagram3 - Starter:Leece-Neville

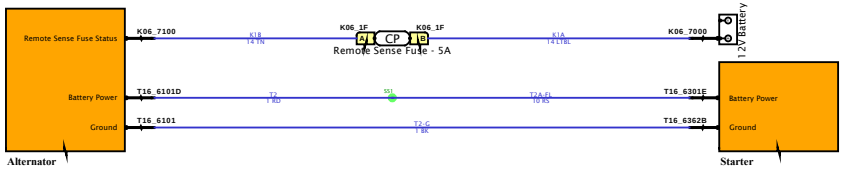

DESIGN DESCRIPTION

FEATURE CODES

SOFTWARE FEATURE CODES

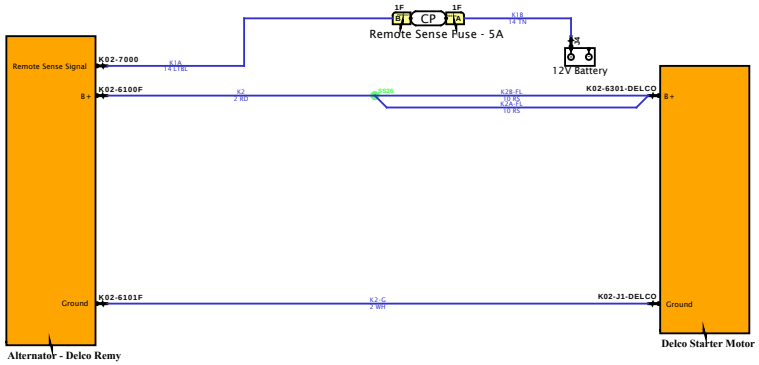

DESIGN DESCRIPTION

FEATURE CODES

SOFTWARE FEATURE CODES

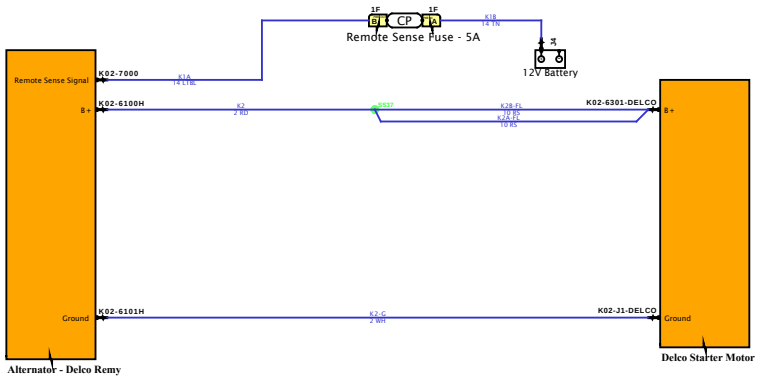

DESIGN DESCRIPTION

FEATURE CODES

SOFTWARE FEATURE CODES

Diagram1

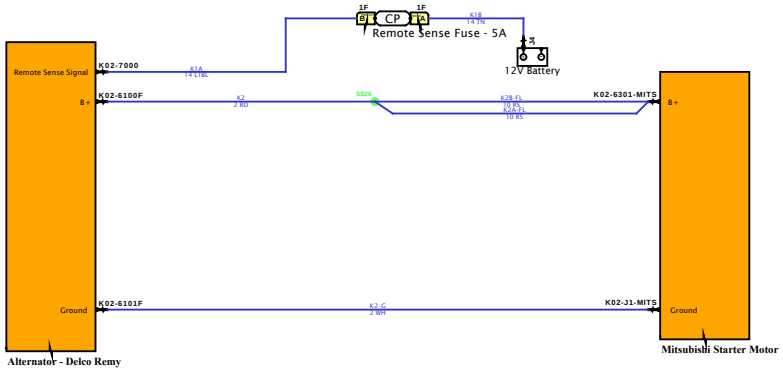

DESIGN DESCRIPTION

FEATURE CODES

SOFTWARE FEATURE CODES

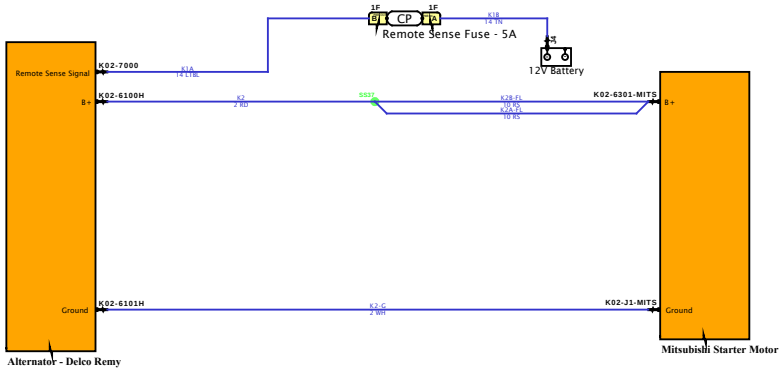

DESIGN DESCRIPTION

FEATURE CODES

SOFTWARE FEATURE CODES

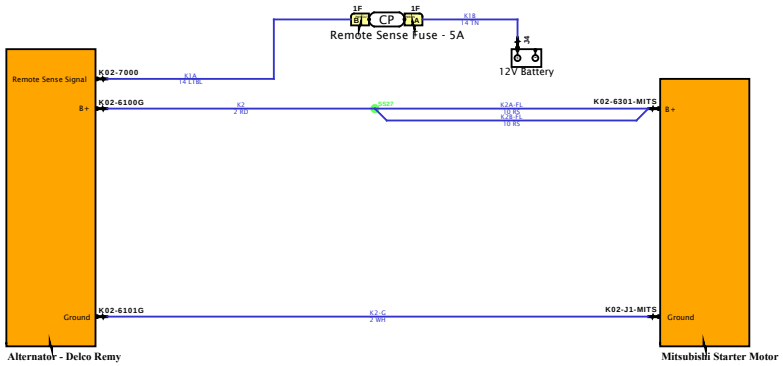

DESIGN DESCRIPTION

FEATURE CODES

SOFTWARE FEATURE CODES

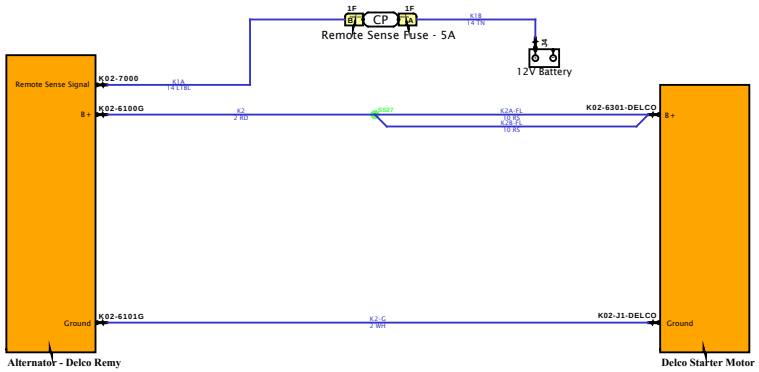

DESIGN DESCRIPTION

FEATURE CODES

SOFTWARE FEATURE CODES

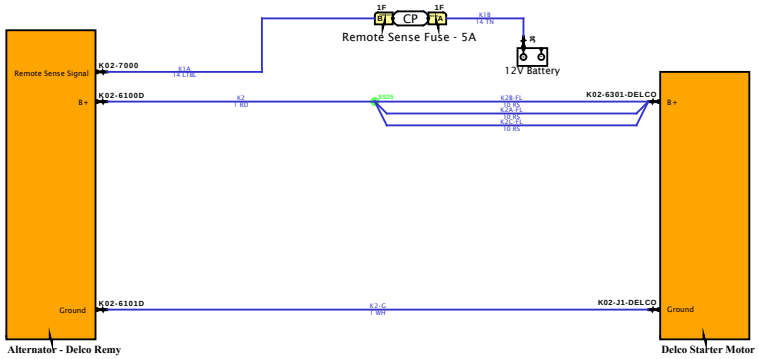

DESIGN DESCRIPTION

FEATURE CODES

SOFTWARE FEATURE CODES

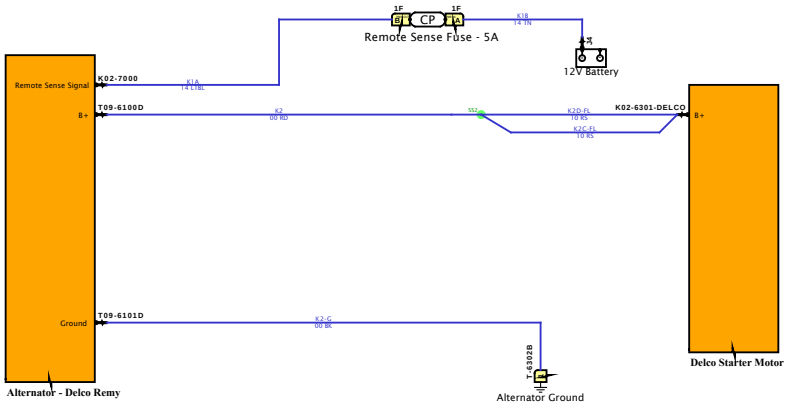

DESIGN DESCRIPTION

FEATURE CODES

SOFTWARE FEATURE CODES

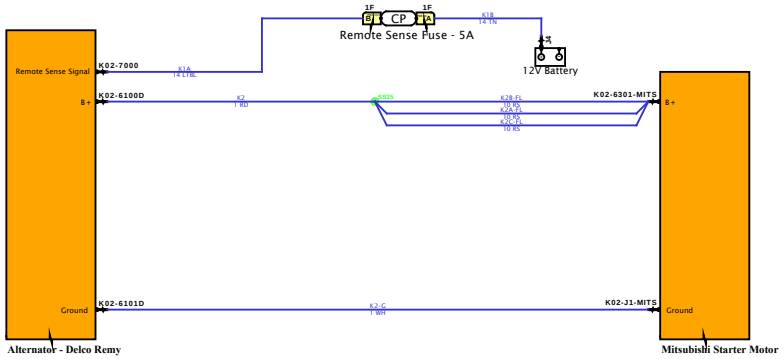

DESIGN DESCRIPTION

FEATURE CODES

SOFTWARE FEATURE CODES

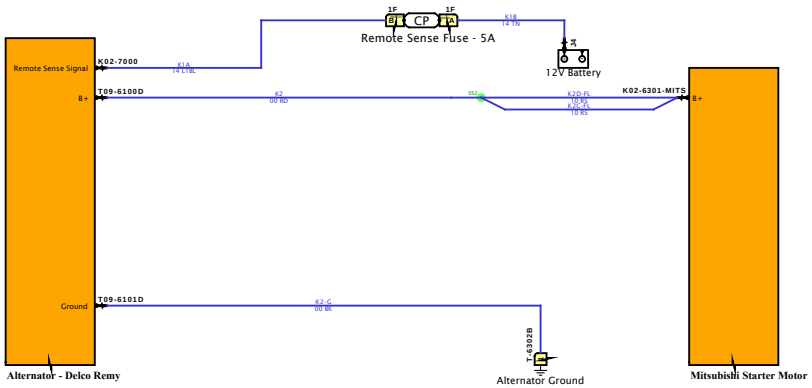

DESIGN DESCRIPTION

FEATURE CODES

SOFTWARE FEATURE CODES

Diagram1 - Starter:Mitsubishi

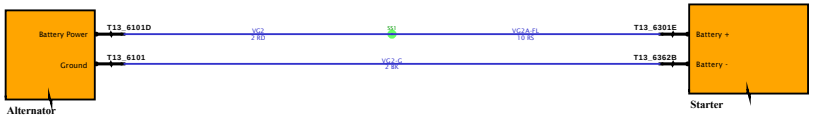

DESIGN DESCRIPTION

FEATURE CODES

SOFTWARE FEATURE CODES

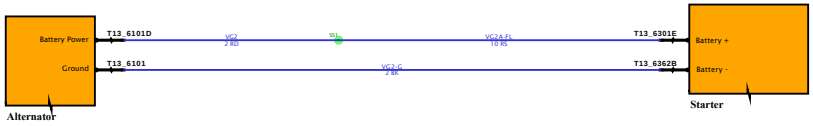

DESIGN DESCRIPTION

FEATURE CODES

SOFTWARE FEATURE CODES

Diagram3 - Starter:Leece-Neville

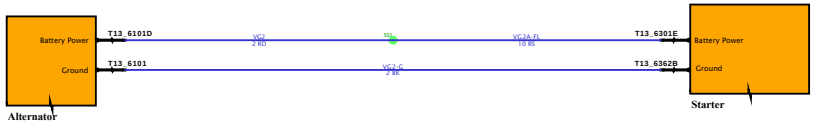

DESIGN DESCRIPTION

FEATURE CODES

SOFTWARE FEATURE CODES

Diagram1 - Starter:Mitsubishi

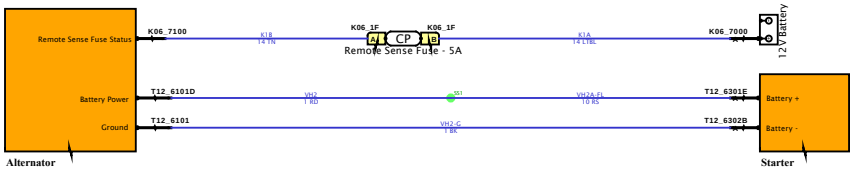

DESIGN DESCRIPTION

FEATURE CODES

SOFTWARE FEATURE CODES

Diagram2 - Starter:Delco Remy

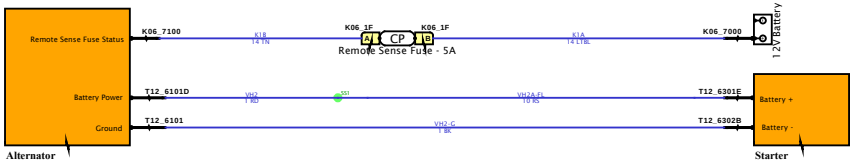

DESIGN DESCRIPTION

FEATURE CODES

SOFTWARE FEATURE CODES

Diagram3 - Starter:Leece-Neville

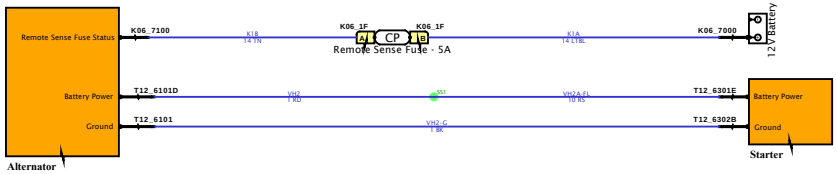

DESIGN DESCRIPTION

FEATURE CODES

SOFTWARE FEATURE CODES

Diagram1 - Starter:Mitsubishi

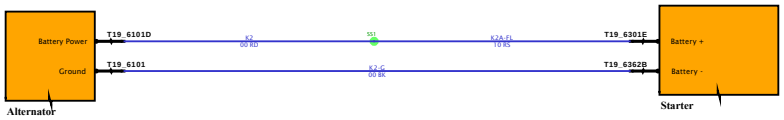

DESIGN DESCRIPTION

FEATURE CODES

SOFTWARE FEATURE CODES

Diagram2 - Starter:Delco Remy

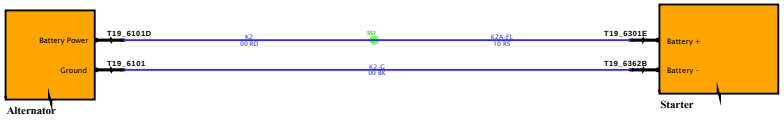

DESIGN DESCRIPTION

FEATURE CODES

SOFTWARE FEATURE CODES

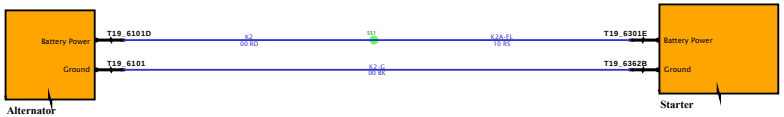

DESIGN DESCRIPTION

FEATURE CODES

SOFTWARE FEATURE CODES

Diagram1 - Starter:Mitsubishi

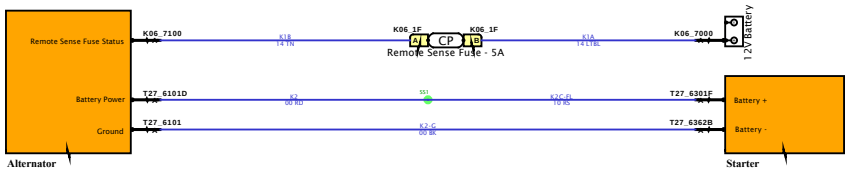

DESIGN DESCRIPTION

FEATURE CODES

SOFTWARE FEATURE CODES

Diagram2 - Starter:Delco Remy

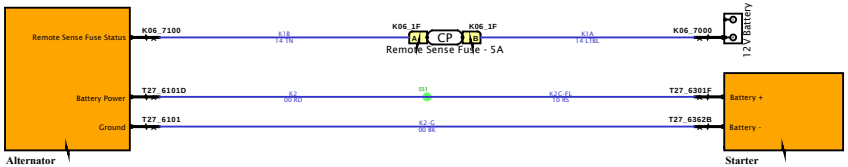

DESIGN DESCRIPTION

FEATURE CODES

SOFTWARE FEATURE CODES

Diagram3 - Starter:Leece-Neville

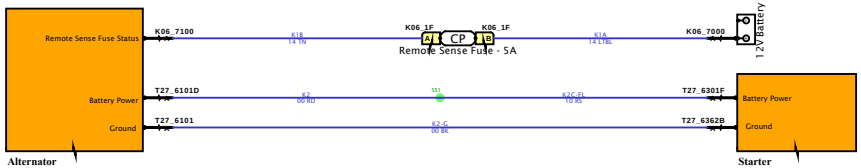

DESIGN DESCRIPTION

FEATURE CODES

SOFTWARE FEATURE CODES

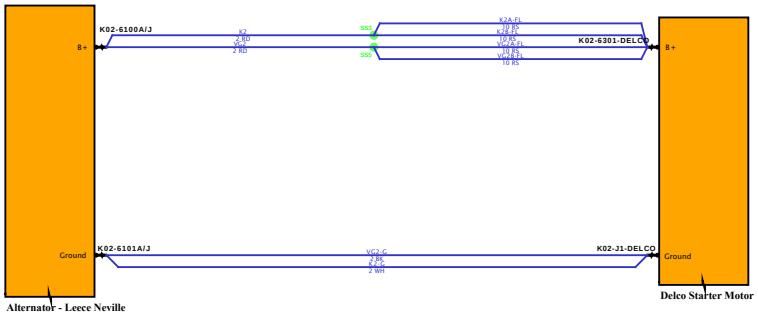

DESIGN DESCRIPTION

FEATURE CODES

SOFTWARE FEATURE CODES

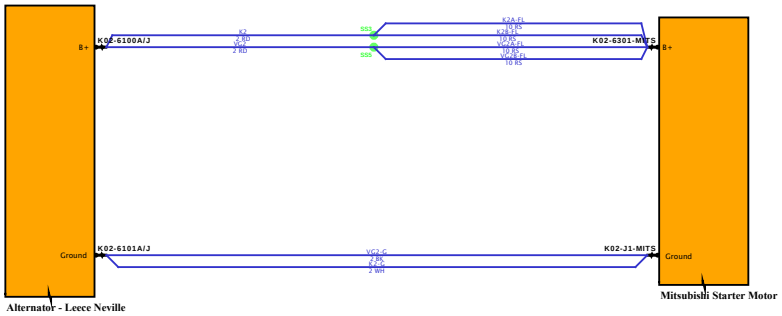

DESIGN DESCRIPTION

FEATURE CODES

SOFTWARE FEATURE CODES

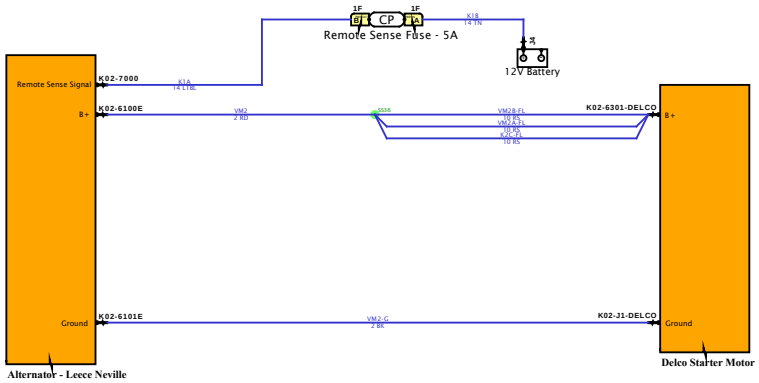

DESIGN DESCRIPTION

FEATURE CODES

SOFTWARE FEATURE CODES

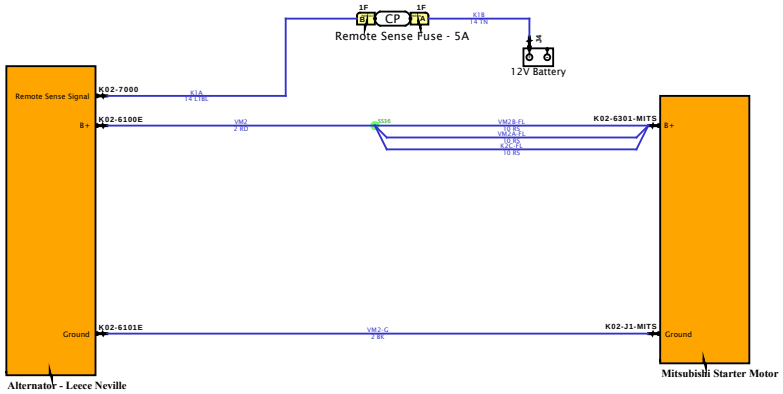

DESIGN DESCRIPTION

FEATURE CODES

SOFTWARE FEATURE CODES

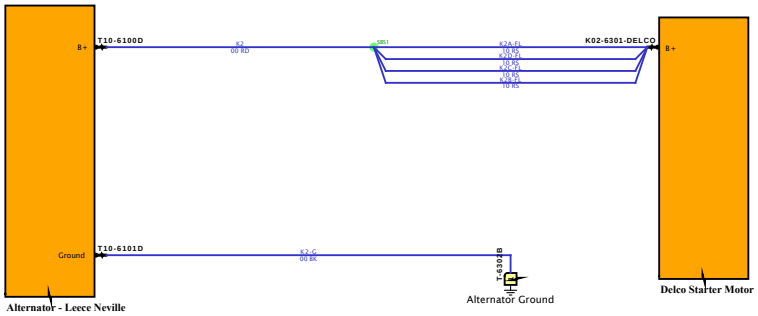

DESIGN DESCRIPTION

FEATURE CODES

SOFTWARE FEATURE CODES

Diagram1

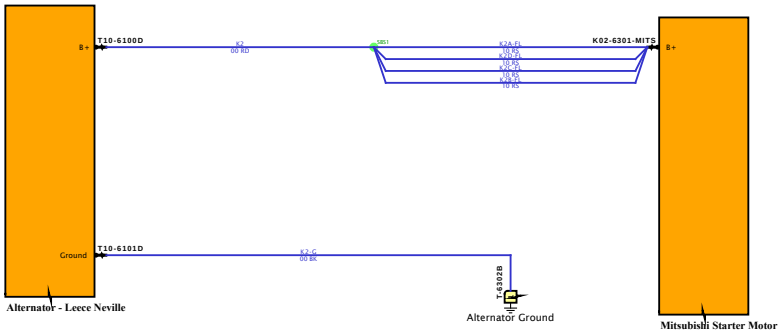

DESIGN DESCRIPTION

FEATURE CODES

SOFTWARE FEATURE CODES

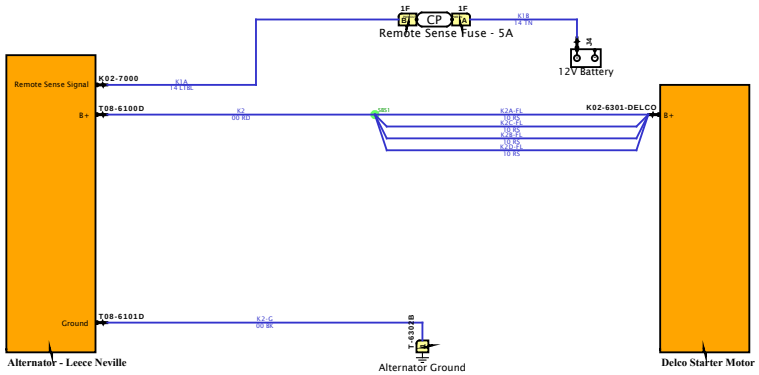

DESIGN DESCRIPTION

FEATURE CODES

SOFTWARE FEATURE CODES

Diagram1

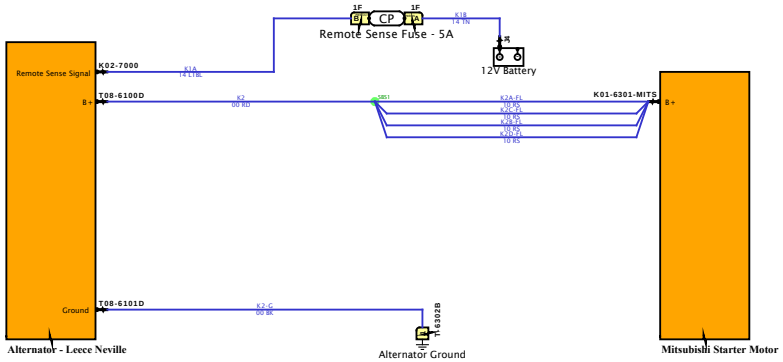

DESIGN DESCRIPTION

FEATURE CODES

SOFTWARE FEATURE CODES

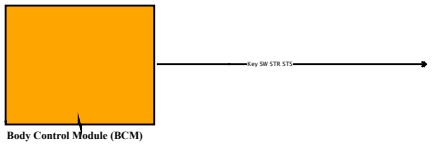

DESIGN DESCRIPTION

FEATURE CODES

SOFTWARE FEATURE CODES

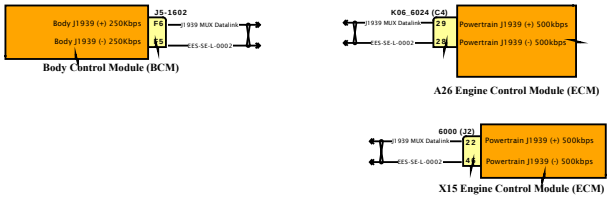

DESIGN DESCRIPTION

FEATURE CODES

SOFTWARE FEATURE CODES

Diagram1

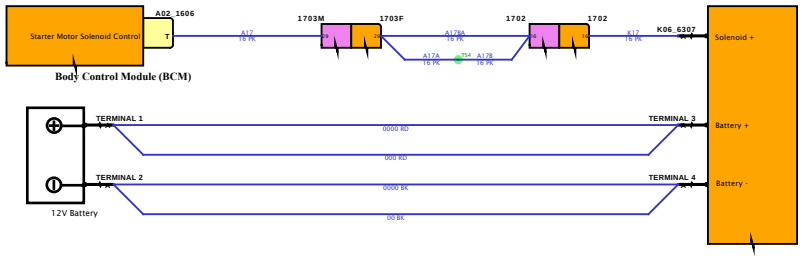

DESIGN DESCRIPTION

FEATURE CODES

SOFTWARE FEATURE CODES

Diagram1

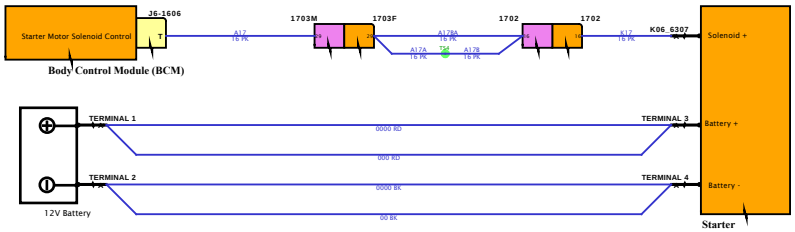

DESIGN DESCRIPTION

FEATURE CODES

SOFTWARE FEATURE CODES

Diagram1

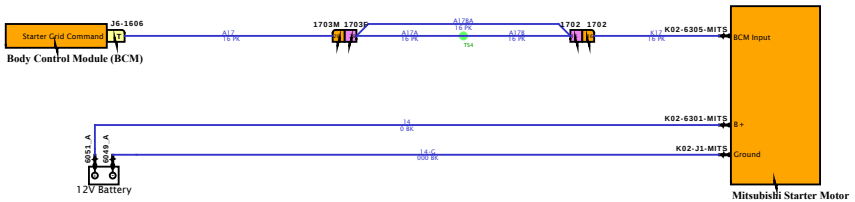

DESIGN DESCRIPTION

FEATURE CODES

SOFTWARE FEATURE CODES

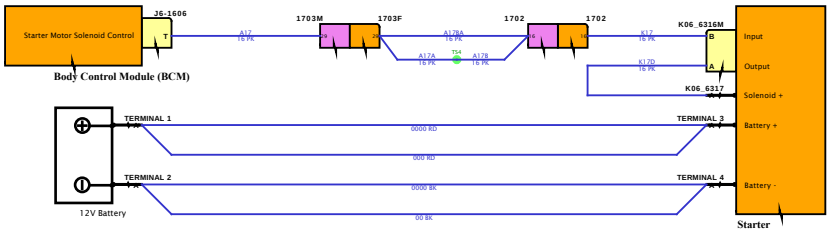

DESIGN DESCRIPTION

FEATURE CODES

SOFTWARE FEATURE CODES

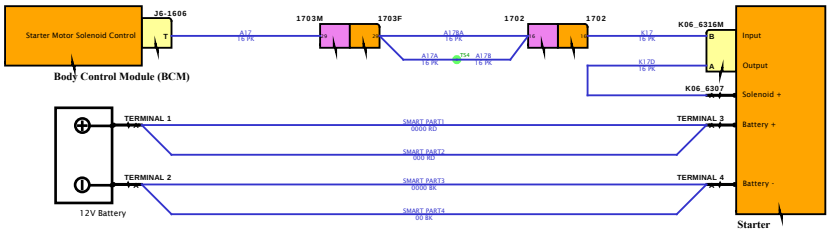

DESIGN DESCRIPTION

FEATURE CODES

SOFTWARE FEATURE CODES

Diagram1

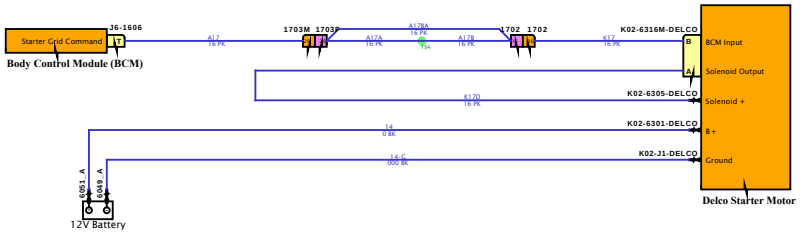

DESIGN DESCRIPTION

FEATURE CODES

SOFTWARE FEATURE CODES

DESIGN DESCRIPTION

FEATURE CODES

SOFTWARE FEATURE CODES

Remote Inverter Control Cable P/N 3757368C1

Note that the inverter wiring is composed of purchased assemblies and battery cables. There is a purchased cable assembly that runs through the sleeper harness and connects the remote inverter control in the sleeper control panel to the inverter.

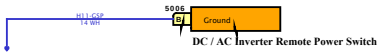

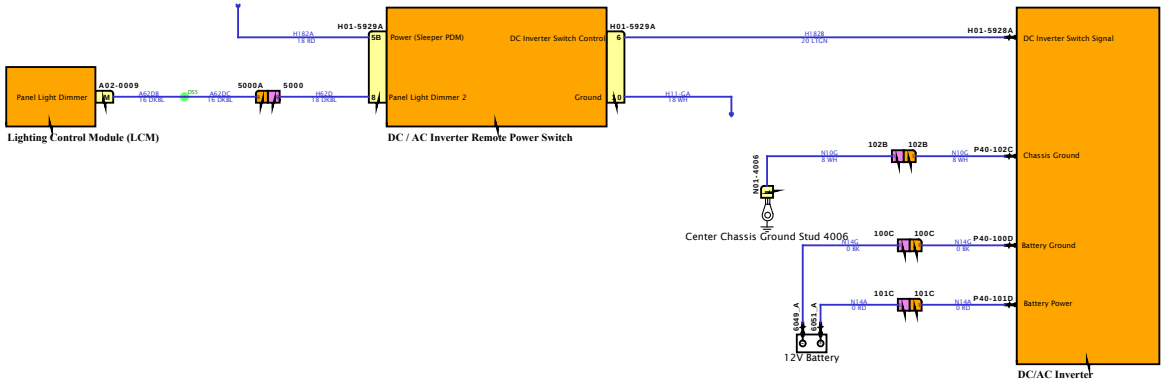

DESIGN DESCRIPTION

FEATURE CODES

SOFTWARE FEATURE CODES

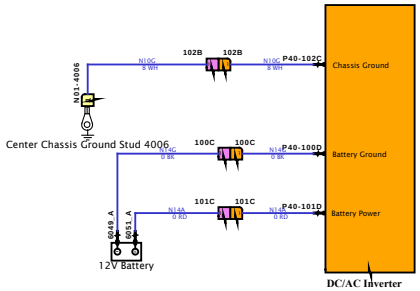

DESIGN DESCRIPTION

FEATURE CODES

SOFTWARE FEATURE CODES

Diagram1

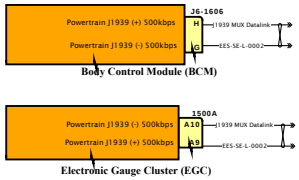

DESIGN DESCRIPTION

FEATURE CODES

SOFTWARE FEATURE CODES

Diagram1

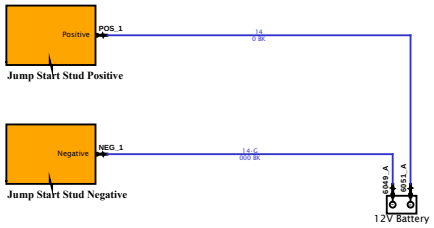

DESIGN DESCRIPTION

FEATURE CODES

SOFTWARE FEATURE CODES

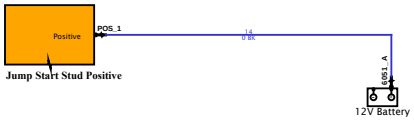

DESIGN DESCRIPTION

FEATURE CODES

SOFTWARE FEATURE CODES

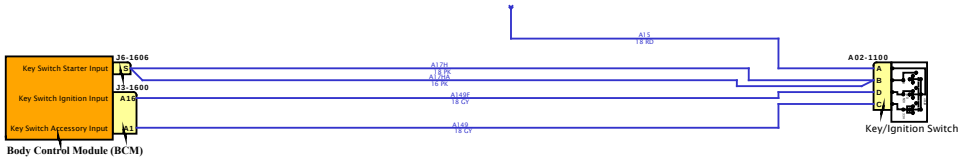

DESIGN DESCRIPTION

FEATURE CODES

SOFTWARE FEATURE CODES

Diagram1

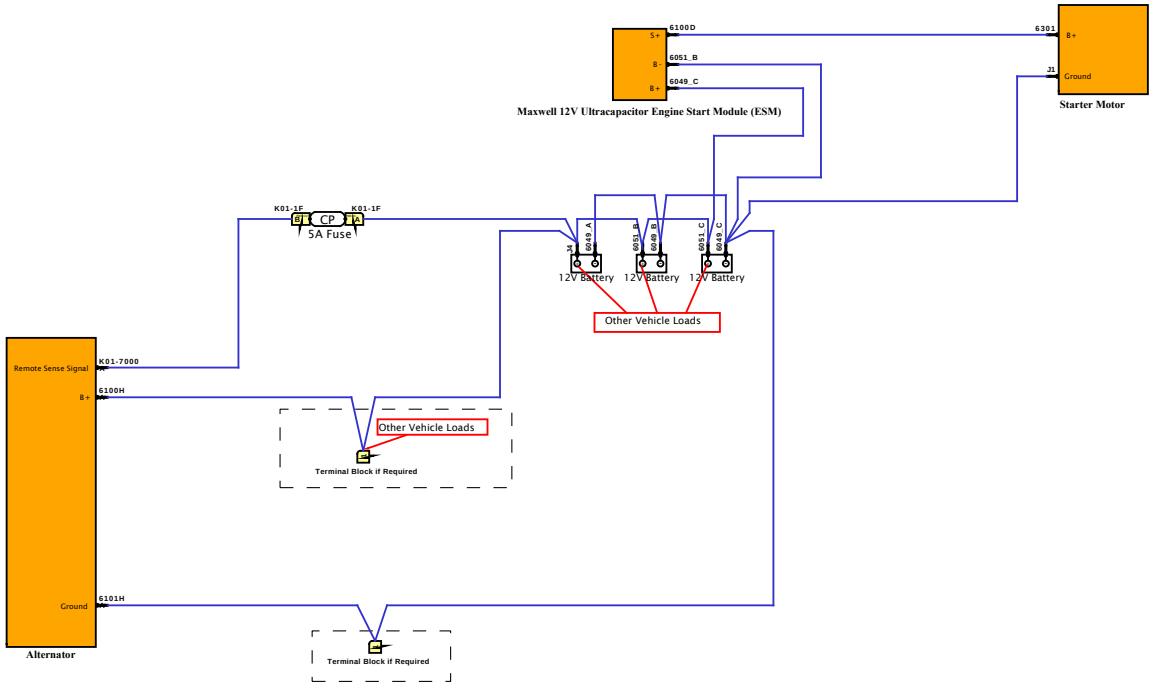

Note: Magnetic Switch Integrated on Starter, may also be mounted on Firewall.

DESIGN DESCRIPTION

FEATURE CODES

SOFTWARE FEATURE CODES

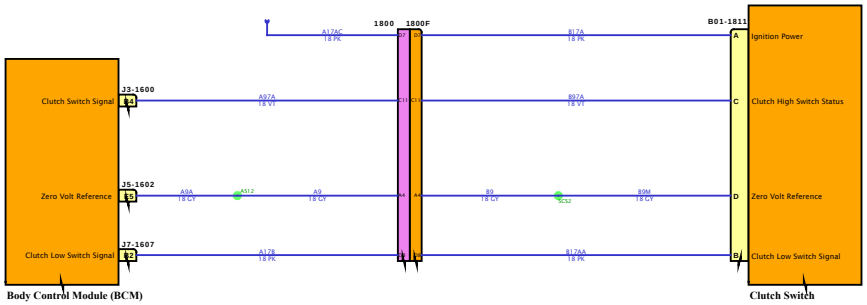

DESIGN DESCRIPTION

FEATURE CODES

SOFTWARE FEATURE CODES



DESIGN DESCRIPTION

FEATURE CODES

SOFTWARE FEATURE CODES

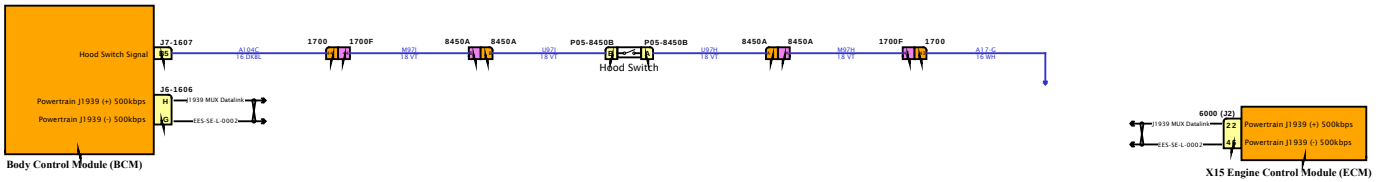

DESIGN DESCRIPTION

FEATURE CODES

SOFTWARE FEATURE CODES

Diagram1

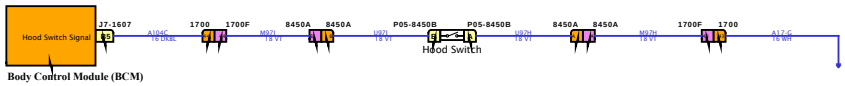

DESIGN DESCRIPTION

FEATURE CODES

SOFTWARE FEATURE CODES

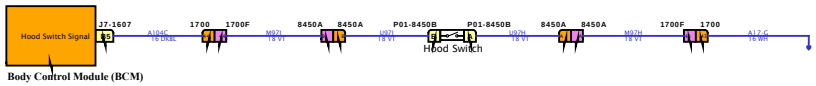

DESIGN DESCRIPTION

FEATURE CODES

SOFTWARE FEATURE CODES

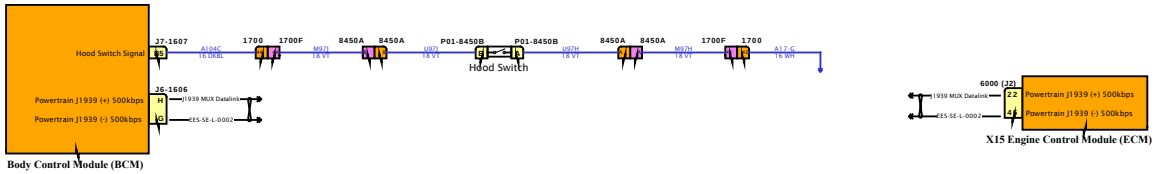

DESIGN DESCRIPTION

FEATURE CODES

SOFTWARE FEATURE CODES

Diagram1

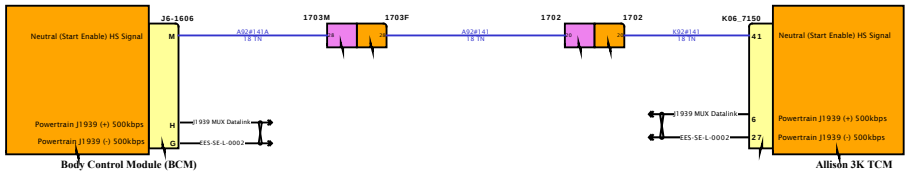

DESIGN DESCRIPTION

FEATURE CODES

SOFTWARE FEATURE CODES

DESIGN DESCRIPTION

FEATURE CODES

SOFTWARE FEATURE CODES

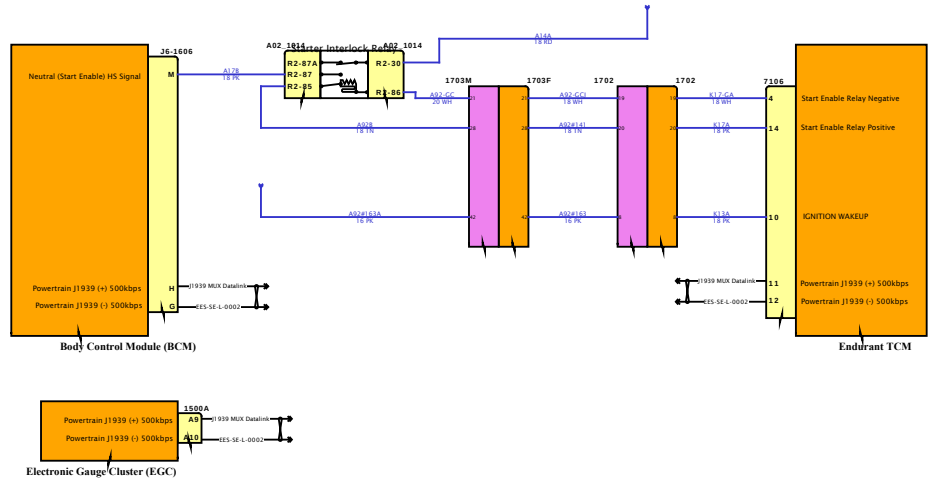

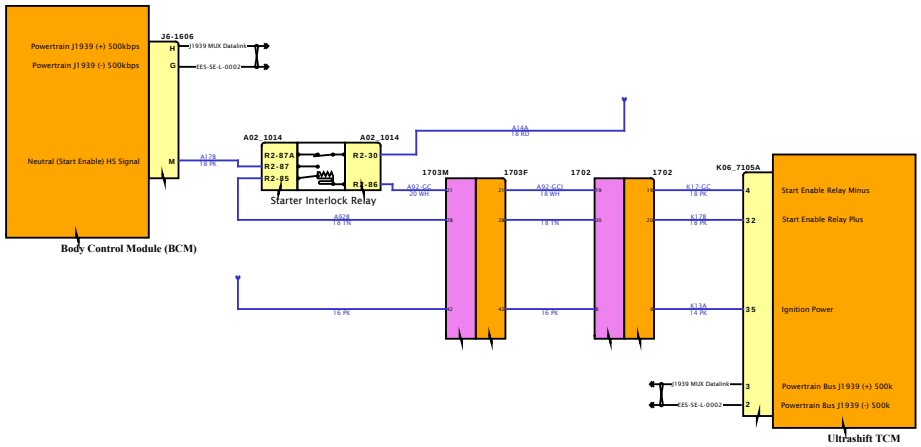

DESIGN DESCRIPTION

FEATURE CODES

SOFTWARE FEATURE CODES

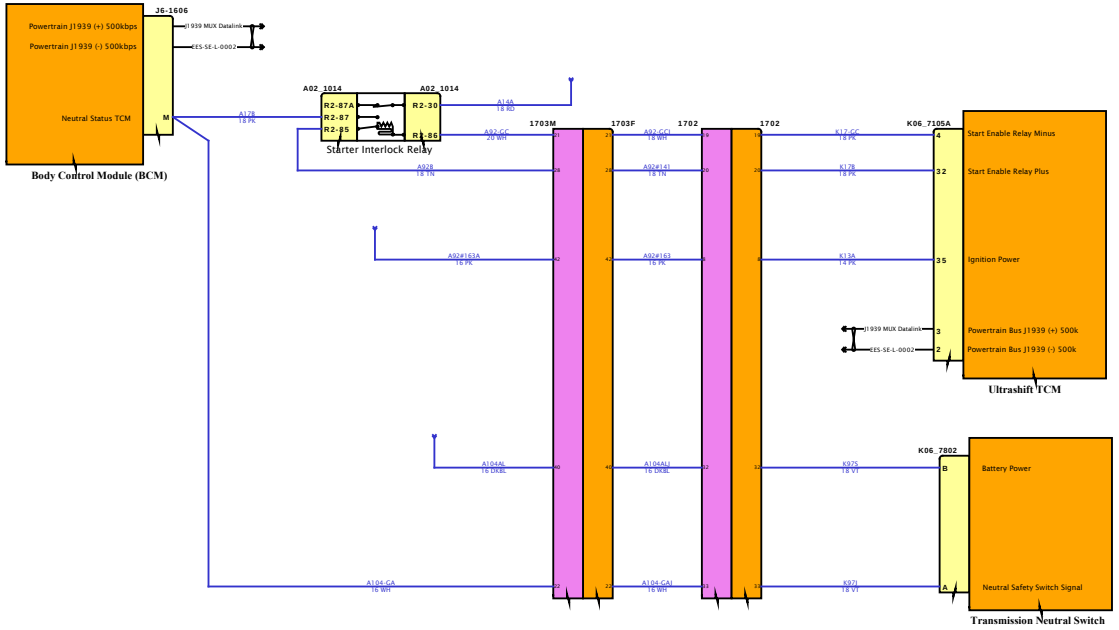

DESIGN DESCRIPTION

FEATURE CODES

SOFTWARE FEATURE CODES

Diagram1

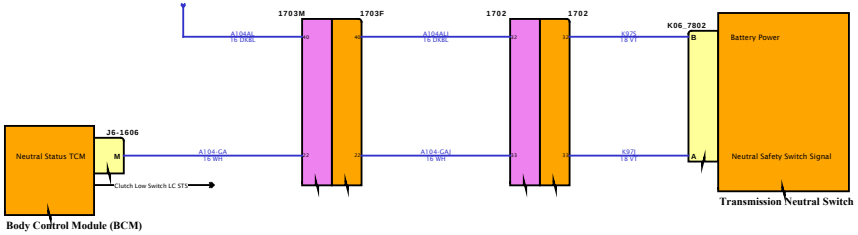

DESIGN DESCRIPTION

FEATURE CODES

SOFTWARE FEATURE CODES

Diagram1

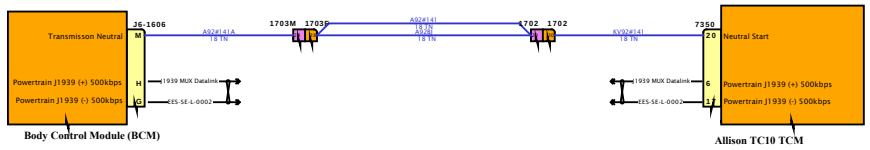

DESIGN DESCRIPTION

FEATURE CODES

SOFTWARE FEATURE CODES

Diagram1

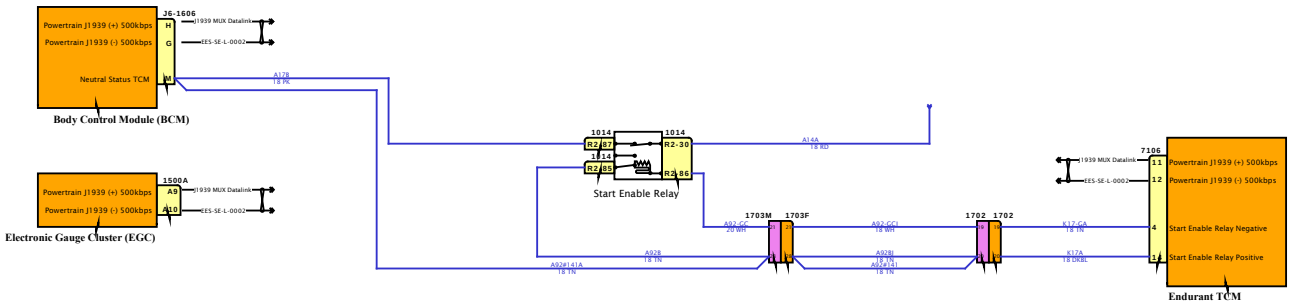

DESIGN DESCRIPTION

FEATURE CODES

SOFTWARE FEATURE CODES

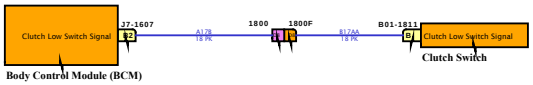

DESIGN DESCRIPTION

FEATURE CODES

SOFTWARE FEATURE CODES

DESIGN DESCRIPTION

FEATURE CODES

SOFTWARE FEATURE CODES

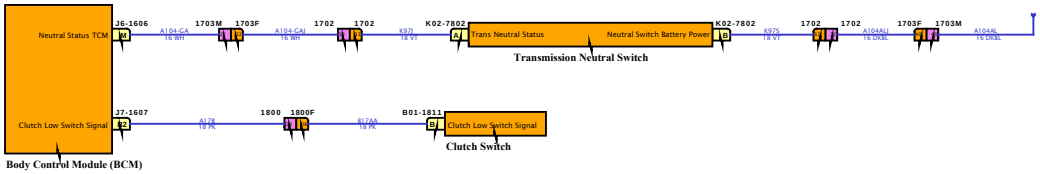

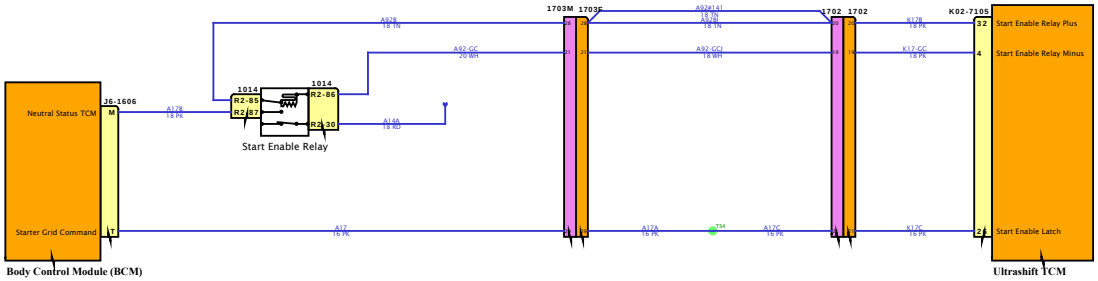

DESIGN DESCRIPTION

FEATURE CODES

SOFTWARE FEATURE CODES

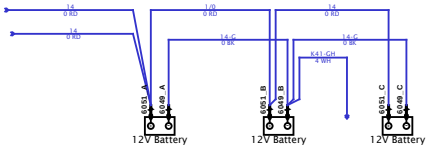

DESIGN DESCRIPTION

FEATURE CODES

SOFTWARE FEATURE CODES

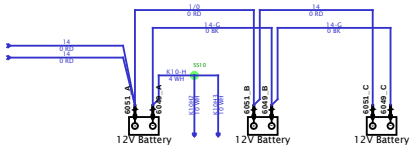

DESIGN DESCRIPTION

FEATURE CODES

SOFTWARE FEATURE CODES

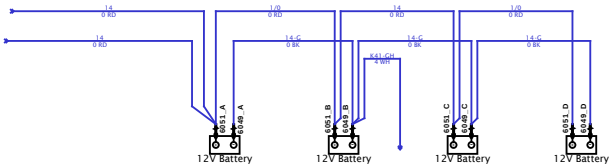

DESIGN DESCRIPTION

FEATURE CODES

SOFTWARE FEATURE CODES

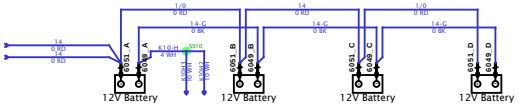

DESIGN DESCRIPTION

FEATURE CODES

SOFTWARE FEATURE CODES

Diagram1

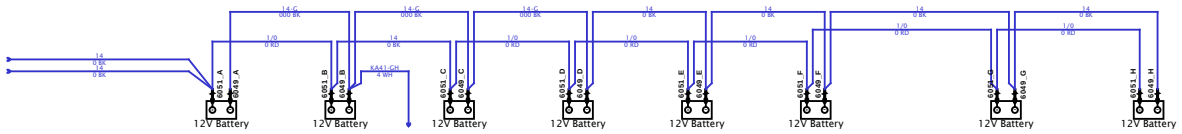

DESIGN DESCRIPTION

FEATURE CODES

SOFTWARE FEATURE CODES

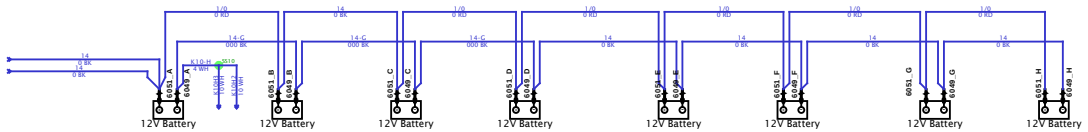

DESIGN DESCRIPTION

FEATURE CODES

SOFTWARE FEATURE CODES

Diagram1



DESIGN DESCRIPTION

FEATURE CODES

SOFTWARE FEATURE CODES

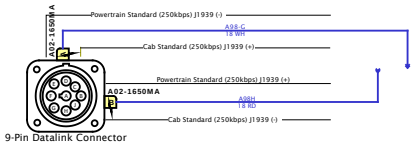

9-Pin Datalink Connector

DESIGN DESCRIPTION

FEATURE CODES

SOFTWARE FEATURE CODES

Connector Name	A01-1110M
Part Number	3928059C1
Instances	LoneStar - X15 - Trailer Interface (ABS) - Center Pin Circuit:Diagram1 LoneStar - X15 - Trailer Interface (ABS) - Center Pin Circuit:Diagram2 LoneStar - X15 - Trailer Interface (ABS) - Center Pin Circuit:Diagram3 LoneStar - X15 - Trailer Interface (ABS) - Center Pin Circuit:Diagram4 LT/RH - X15/A26 - Trailer Interface (ABS) - Center Pin Circuit:Diagram1 LT/RH - X15/A26 - Trailer Interface (ABS) - Center Pin Circuit:Diagram2 LT/RH - X15/A26 - Trailer Interface (ABS) - Center Pin Circuit:Diagram3 LT/RH - X15/A26 - Trailer Interface (ABS) - Center Pin Circuit:Diagram4
Mates	SW-TRLR_AUX-01



Name	Terminal Part Number	V-Min	Name	Wire Part Number	Wire CSA	Wire Spec	Wire Material description	Wire Color Description	Wire Length	End2 Terminal Part Number	End2 Pin Name	End2 Connector
2	-	-	FR72EB	3510316 R1	0.53	20.0	Thin Wall XLPE Primary Cable	ORANGE	1885.0	-	52	1700
4	-	-	FR72EC	3510316 R1	0.53	20.0	Thin Wall XLPE Primary Cable	ORANGE	250.0	-	X	-
9	-	-	FR72-GB1	3510358 R1	0.53	20.0	Thin Wall XLPE Primary Cable	WHITE	400.0	-	X	-
10	-	-	FR72ED	3510316 R1	0.53	20.0	Thin Wall XLPE Primary Cable	ORANGE	250.0	-	X	-

Name	Terminal Part Number	V-Min	Name	Wire Part Number	Wire CSA	Wire Spec	Wire Material description	Wire Color Description	Wire Length	End2 Terminal Part Number	End2 Pin Name	End2 Connect or
11	-	-	FR72-GB2	3510358 R1	0.53	20.0	Thin Wall XLPE Primary Cable	WHITE	400.0	-	X	-
12	-	-	XW62DG	3510352 R1	0.53	20.0	Thin Wall XLPE Primary Cable	DARK BLUE	1580.0	-	-	-

Connector Name	A01-1114M
Part Number	3928059C1
Instances	LT/RH/LoneStar X15 - Auto Start Stop Oil Temp Sensor Auto Trans:Diagram1 LT/RH/LoneStar X15 - Auto Start Stop Oil Temp Sensor Manual Trans:Diagram1 LT/RH/LoneStar X15 - Auto Start Stop with Sleeper Auto Climate / Cab Temp with Oil Temp Sensor Auto Trans:Diagram1 LT/RH/LoneStar X15 - Auto Start Stop with Sleeper Auto Climate / Cab Temp with Oil Temp Sensor Manual Trans:Diagram1
Mates	SW-AUTO_SS_ENABLE-01



Name	Terminal Part Number	V-Min	Name	Wire Part Number	Wire CSA	Wire Spec	Wire Material description	Wire Color Description	Wire Length	End2 Terminal Part Number	End2 Pin Name	End2 Connector
1	-	-	HA104SS	3510352 R1	0.53	20.0	Thin Wall XLPE Primary Cable	DARK BLUE	2045.0	-	A2	J7-1607
2	-	-	HA11-GT	3510359 R1	0.79	18.0	Thin Wall XLPE Primary Cable	WHITE	0.0	-	11	A01-1114M
2	-	-	HA11-GAM	3510359 R1	0.79	18.0	Thin Wall XLPE Primary Cable	WHITE	0.0	-	9	A01-1114M
4	-	-	HA104SP	3510352 R1	0.53	20.0	Thin Wall XLPE Primary Cable	DARK BLUE	2045.0	-	A1	J7-1607

Name	Terminal Part Number	V-Min	Name	Wire Part Number	Wire CSA	Wire Spec	Wire Material description	Wire Color Description	Wire Length	End2 Terminal Part Number	End2 Pin Name	End2 Connect or
9	-	-	HA11-GAM	3510359 R1	0.79	18.0	Thin Wall XLPE Primary Cable	WHITE	0.0	-	2	A01-1114M
10	-	-	HA104BC	3510352 R1	0.53	20.0	Thin Wall XLPE Primary Cable	DARK BLUE	1985.0	-	F1	J4-1601
11	-	-	HA11-GAT	3510359 R1	0.79	18.0	Thin Wall XLPE Primary Cable	WHITE	675.0	-	-	-
11	-	-	HA11-GT	3510359 R1	0.79	18.0	Thin Wall XLPE Primary Cable	WHITE	0.0	-	2	A01-1114M
12	-	-	HA62DF	3510352 R1	0.53	20.0	Thin Wall XLPE Primary Cable	DARK BLUE	1580.0	-	-	-

Connector Name	A01-1119M
Part Number	3928059C1
Instances	LT/RH - X15/A26 - Land Departure Warning - (Bendix - AutoVue W/ Qualcomm Safety Direct):Diagram1 LT/RH - X15/A26 - Lane Departure Warning - (Bendix - AutoVue N/ Qualcomm Safety Direct):Diagram1
Mates	SW-LDW_DISBLE-01



Name	Terminal Part Number	V-Min	Name	Wire Part Number	Wire CSA	Wire Spec	Wire Material description	Wire Color Description	Wire Length	End2 Terminal Part Number	End2 Pin Name	End2 Connect or
1	-	-	2V67COG1	3510310 R1	0.53	20.0	Thin Wall XLPE Primary Cable	GREY	330.0	-	X	-
2	-	-	2V11COG1	3510358 R1	0.53	20.0	Thin Wall XLPE Primary Cable	WHITE	910.0	-	X	-
4	-	-	2V67COG2	3510310 R1	0.53	20.0	Thin Wall XLPE Primary Cable	GREY	330.0	-	X	-
9	-	-	2V67EN	3510328 R1	0.53	20.0	Thin Wall XLPE Primary Cable	TAN	1935.0	-	A	16B

Name	Terminal Part Number	V-Min	Name	Wire Part Number	Wire CSA	Wire Spec	Wire Material description	Wire Color Description	Wire Length	End2 Terminal Part Number	End2 Pin Name	End2 Connect or
10	-	-	2V13COG3	3510322 R1	0.53	20.0	Thin Wall XLPE Primary Cable	PINK	360.0	-	X	-
11	-	-	2V67NA	3510346 R1	0.53	20.0	Thin Wall XLPE Primary Cable	VIOLET	1935.0	-	B	16B
12	-	-	2V13COG1	3510322 R1	0.53	20.0	Thin Wall XLPE Primary Cable	PINK	360.0	-	X	-

Connector Name	A01-1126M
Part Number	3928059C1
Instances	LoneStar - X15 - Adaptive Cruise Control (Bendix - Fusion W/O DIU & N/ Safety Direct & Tweeters):Diagram1 LoneStar - X15 - Adaptive Cruise Control (Bendix - Fusion W/O DIU & W/ Safety Direct & Reg Speakers) Option 1:Diagram1 LoneStar - X15 - Adaptive Cruise Control (Bendix - Fusion W/O DIU & W/ Safety Direct & Reg Speakers) Option 2:Diagram1 LoneStar - X15 - Adaptive Cruise Control (Bendix - Fusion W/O DIU & W/ Safety Direct & W/ Tweeters):Diagram1 LoneStar - X15 - Lane Departure Warning - (Bendix Fusion W/ Safety Direct))(US & Canada):Diagram1 LoneStar - X15 - Lane Departure Warning - (Bendix Fusion W/ Safety Direct))(US & Canada)-:Diagram1 LT/RH - X15/A26 - Adaptive Cruise Control (Bendix - Fusion W/ O DIU & N/ Safety Direct & Tweeters):Diagram1 LT/RH - X15/A26 - Adaptive Cruise Control (Bendix - Fusion W/ O DIU & N/ Safety Direct & Reg Speakers):Diagram1 LT/RH - X15/A26 - Adaptive Cruise Control (Bendix - Fusion W/ O DIU & W/ Safety Direct & Reg Speakers):Diagram1 LT/RH - X15/A26 - Adaptive Cruise Control (Bendix - Fusion W/ O DIU & W/ Safety Direct & W/ Tweeters):Diagram1 LT/RH - X15/A26 - Lane Departure Warning - (Bendix Fusion W/ Safety Direct))(US & Canada):Diagram1 LT/RH - X15/A26 - Lane Departure Warning - Bendix:Diagram1
Mates	SW-LDW_DISABLE_BENDIX_FUSI ON-3020-02-1A



Name	Terminal Part Number	V-Min	Name	Wire Part Number	Wire CSA	Wire Spec	Wire Material description	Wire Color Description	Wire Length	End2 Terminal Part Number	End2 Pin Name	End2 Connect or
1	-	-	CS67COG1	3510310 R1	0.53	20.0	Thin Wall XLPE Primary Cable	GREY	240.0	-	X	-
1	-	-	YK67COG1	3510311 R1	0.79	18.0	Thin Wall XLPE Primary Cable	GREY	240.0	-	X	-

Name	Terminal Part Number	V-Min	Name	Wire Part Number	Wire CSA	Wire Spec	Wire Material description	Wire Color Description	Wire Length	End2 Terminal Part Number	End2 Pin Name	End2 Connector
2	-	-	CS11COG1	3510358 R1	0.53	20.0	Thin Wall XLPE Primary Cable	WHITE	910.0	-	X	-
2	-	-	YK11COG1	3510359 R1	0.79	18.0	Thin Wall XLPE Primary Cable	WHITE	910.0	-	X	-
4	-	-	CS67COG2	3510310 R1	0.53	20.0	Thin Wall XLPE Primary Cable	GREY	240.0	-	X	-
4	-	-	YK67COG2	3510311 R1	0.79	18.0	Thin Wall XLPE Primary Cable	GREY	240.0	-	X	-
11	-	-	CS67NB	3510346 R1	0.53	20.0	Thin Wall XLPE Primary Cable	VIOLET	910.0	-	X	-
11	-	-	YK67NB	3510348 R1	1.16	16.0	Thin Wall XLPE Primary Cable	VIOLET	910.0	-	X	-
12	-	-	CS62A	3510352 R1	0.53	20.0	Thin Wall XLPE Primary Cable	DARK BLUE	1570.0	-	-	-
12	-	-	YK62A	3510353 R1	0.79	18.0	Thin Wall XLPE Primary Cable	DARK BLUE	1570.0	-	-	-

Connector Name	A01-1200A
Part Number	3768152C1
Instances	LT/RH/LoneStar X15 - Heating Ventilation & Air Conditioning (HVAC) Auto Temp Control:Diagram1 - HVAC LT/RH/LoneStar X15 - Heating Ventilation & Air Conditioning (HVAC) Auto Temp Control:Diagram2 - Actuators LT/RH/LoneStar X15 - Heating Ventilation & Air Conditioning (HVAC) Auto Temp Control:Diagram3 - Sensors LT/RH/LoneStar X15 - Heating Ventilation & Air Conditioning (HVAC) Manual:Diagram1 - HVAC LT/RH/LoneStar X15 - Heating Ventilation & Air Conditioning (HVAC) Manual:Diagram2 - Actuators
Mates	MODU-HVAC_CRTL_HEAD-6003-A 01-1200A-A01-1200B

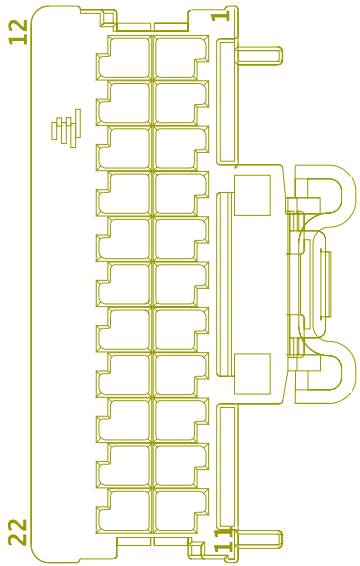

Name	Terminal Part Number	V-Min	Name	Wire Part Number	Wire CSA	Wire Spec	Wire Material description	Wire Color Description	Wire Length	End2 Terminal Part Number	End2 Pin Name	End2 Connector
1	-	-	AA73A	3510298 R1	0.53	20.0	Thin Wall XLPE Primary Cable	LIGHT GREEN	150.0	-	X	-
2	-	-	AA74-G	3510358 R1	0.53	20.0	Thin Wall XLPE Primary Cable	WHITE	1405.0	-	-	-
3	-	-	2E75D-G	2645643 R1	0.35	22.0	Thin Wall XLPE Primary Cable	LIGHT GREEN	2725.0	-	5	A02-1053
4	-	-	2E75D	2645643 R1	0.35	22.0	Thin Wall XLPE Primary Cable	LIGHT GREEN	2725.0	-	1	A02-1053

Name	Terminal Part Number	V-Min	Name	Wire Part Number	Wire CSA	Wire Spec	Wire Material description	Wire Color Description	Wire Length	End2 Terminal Part Number	End2 Pin Name	End2 Connector
5	-	-	AA75B	3510298 R1	0.53	20.0	Thin Wall XLPE Primary Cable	LIGHT GREEN	2000.0	-	P	A01-1200E
6	-	-	DH75A	3510298 R1	0.53	20.0	Thin Wall XLPE Primary Cable	LIGHT GREEN	695.0	-	X	-
7	-	-	-	-	-	-	-	-	-	-	-	-
8	-	-	-	-	-	-	-	-	-	-	-	-
9	-	-	AA74A2	3510298 R1	0.53	20.0	Thin Wall XLPE Primary Cable	LIGHT GREEN	2000.0	-	B	A01-1200E
10	-	-	AA74B2	3510298 R1	0.53	20.0	Thin Wall XLPE Primary Cable	LIGHT GREEN	2000.0	-	G	A01-1200E
11	-	-	AA74D5	3510298 R1	0.53	20.0	Thin Wall XLPE Primary Cable	LIGHT GREEN	1850.0	-	K	A01-1200C
12	-	-	AA73B	3510298 R1	0.53	20.0	Thin Wall XLPE Primary Cable	LIGHT GREEN	150.0	-	X	-
13	-	-	AA74-GA	3510358 R1	0.53	20.0	Thin Wall XLPE Primary Cable	WHITE	1405.0	-	-	-
14	-	-	2E75TS1	3510298 R1	0.53	20.0	Thin Wall XLPE Primary Cable	LIGHT GREEN	1780.0	-	2	A02-1200F

Name	Terminal Part Number	V-Min	Name	Wire Part Number	Wire CSA	Wire Spec	Wire Material description	Wire Color Description	Wire Length	End2 Terminal Part Number	End2 Pin Name	End2 Connector
15	-	-	2E75TS2	3510298 R1	0.53	20.0	Thin Wall XLPE Primary Cable	LIGHT GREEN	1780.0	-	1	A02-120 0F
16	-	-	2E75TS3	3510298 R1	0.53	20.0	Thin Wall XLPE Primary Cable	LIGHT GREEN	1780.0	-	4	A02-120 0F
17	-	-	2E75TS4	3510298 R1	0.53	20.0	Thin Wall XLPE Primary Cable	LIGHT GREEN	1780.0	-	3	A02-120 0F
18	-	-	AA74C2	3510298 R1	0.53	20.0	Thin Wall XLPE Primary Cable	LIGHT GREEN	1850.0	-	B	A01-120 0C
19	-	-	AA74E2	3510298 R1	0.53	20.0	Thin Wall XLPE Primary Cable	LIGHT GREEN	1850.0	-	M	A01-120 0C
21	-	-	AA74D2	3510298 R1	0.53	20.0	Thin Wall XLPE Primary Cable	LIGHT GREEN	1850.0	-	G	A01-120 0C
22	-	-	AA74D4	3510298 R1	0.53	20.0	Thin Wall XLPE Primary Cable	LIGHT GREEN	1850.0	-	J	A01-120 0C

Connector Name	A01-1200B
Part Number	3768153C1
Instances	LT/RH/LoneStar X15 - Heating Ventilation & Air Conditioning (HVAC) Auto Temp Control:Diagram2 - Actuators LT/RH/LoneStar X15 - Heating Ventilation & Air Conditioning (HVAC) Manual:Diagram2 - Actuators
Mates	MODU-HVAC_CRTL_HEAD-6003-A 01-1200A-A01-1200B

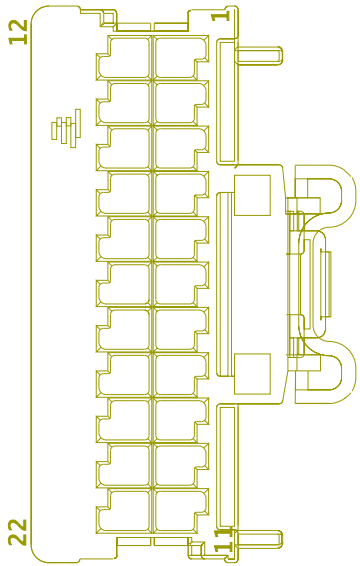

Name	Terminal Part Number	V-Min	Name	Wire Part Number	Wire CSA	Wire Spec	Wire Material description	Wire Color Description	Wire Length	End2 Terminal Part Number	End2 Pin Name	End2 Connector
1	-	-	AA74B1	3510298 R1	0.53	20.0	Thin Wall XLPE Primary Cable	LIGHT GREEN	2000.0	-	F	A01-1200E
2	-	-	AA74B3	3510298 R1	0.53	20.0	Thin Wall XLPE Primary Cable	LIGHT GREEN	2000.0	-	H	A01-1200E
3	-	-	AA74B4	3510298 R1	0.53	20.0	Thin Wall XLPE Primary Cable	LIGHT GREEN	2000.0	-	J	A01-1200E
4	-	-	AA74C1	3510298 R1	0.53	20.0	Thin Wall XLPE Primary Cable	LIGHT GREEN	1850.0	-	A	A01-1200C

Name	Terminal Part Number	V-Min	Name	Wire Part Number	Wire CSA	Wire Spec	Wire Material description	Wire Color Description	Wire Length	End2 Terminal Part Number	End2 Pin Name	End2 Connector
5	-	-	AA74C3	3510298 R1	0.53	20.0	Thin Wall XLPE Primary Cable	LIGHT GREEN	1850.0	-	C	A01-1200C
6	-	-	AA74C4	3510298 R1	0.53	20.0	Thin Wall XLPE Primary Cable	LIGHT GREEN	1850.0	-	D	A01-1200C
7	-	-	AA74C5	3510298 R1	0.53	20.0	Thin Wall XLPE Primary Cable	LIGHT GREEN	1850.0	-	E	A01-1200C
8	-	-	AA74E1	3510298 R1	0.53	20.0	Thin Wall XLPE Primary Cable	LIGHT GREEN	1850.0	-	L	A01-1200C
9	-	-	AA74E3	3510298 R1	0.53	20.0	Thin Wall XLPE Primary Cable	LIGHT GREEN	1850.0	-	N	A01-1200C
10	-	-	AA74E4	3510298 R1	0.53	20.0	Thin Wall XLPE Primary Cable	LIGHT GREEN	1850.0	-	P	A01-1200C
11	-	-	AA74E5	3510298 R1	0.53	20.0	Thin Wall XLPE Primary Cable	LIGHT GREEN	1850.0	-	S	A01-1200C
12	-	-	AA74B5	3510298 R1	0.53	20.0	Thin Wall XLPE Primary Cable	LIGHT GREEN	2000.0	-	K	A01-1200E

Name	Terminal Part Number	V-Min	Name	Wire Part Number	Wire CSA	Wire Spec	Wire Material description	Wire Color Description	Wire Length	End2 Terminal Part Number	End2 Pin Name	End2 Connector
13	-	-	AA74A1	3510298 R1	0.53	20.0	Thin Wall XLPE Primary Cable	LIGHT GREEN	2000.0	-	A	A01-1200E
14	-	-	AA74A3	3510298 R1	0.53	20.0	Thin Wall XLPE Primary Cable	LIGHT GREEN	2000.0	-	C	A01-1200E
15	-	-	AA74A4	3510298 R1	0.53	20.0	Thin Wall XLPE Primary Cable	LIGHT GREEN	2000.0	-	D	A01-1200E
16	-	-	AA74A5	3510298 R1	0.53	20.0	Thin Wall XLPE Primary Cable	LIGHT GREEN	2000.0	-	E	A01-1200E
21	-	-	AA74D1	3510298 R1	0.53	20.0	Thin Wall XLPE Primary Cable	LIGHT GREEN	1850.0	-	F	A01-1200C
22	-	-	AA74D3	3510298 R1	0.53	20.0	Thin Wall XLPE Primary Cable	LIGHT GREEN	1850.0	-	H	A01-1200C

Connector Name	A01-1200C
Part Number	4057474C1
Instances	LT/RH/LoneStar X15 - Heating Ventilation & Air Conditioning (HVAC) Auto Temp Control:Diagram2 - Actuators LT/RH/LoneStar X15 - Heating Ventilation & Air Conditioning (HVAC) Manual:Diagram2 - Actuators
Mates	MODU-HEAT/EVAP-6003-A01-12 00C/D/E

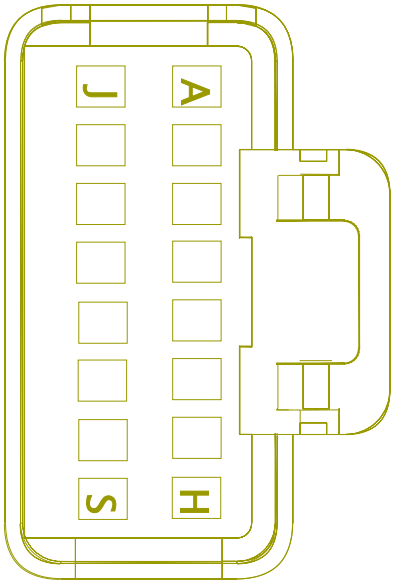

Name	Terminal Part Number	V-Min	Name	Wire Part Number	Wire CSA	Wire Spec	Wire Material description	Wire Color Description	Wire Length	End2 Terminal Part Number	End2 Pin Name	End2 Connector
A	-	-	AA74C1	3510298 R1	0.53	20.0	Thin Wall XLPE Primary Cable	LIGHT GREEN	1850.0	-	4	A01-1200B
B	-	-	AA74C2	3510298 R1	0.53	20.0	Thin Wall XLPE Primary Cable	LIGHT GREEN	1850.0	-	18	A01-1200A
C	-	-	AA74C3	3510298 R1	0.53	20.0	Thin Wall XLPE Primary Cable	LIGHT GREEN	1850.0	-	5	A01-1200B
D	-	-	AA74C4	3510298 R1	0.53	20.0	Thin Wall XLPE Primary Cable	LIGHT GREEN	1850.0	-	6	A01-1200B

Name	Terminal Part Number	V-Min	Name	Wire Part Number	Wire CSA	Wire Spec	Wire Material description	Wire Color Description	Wire Length	End2 Terminal Part Number	End2 Pin Name	End2 Connector
E	-	-	AA74C5	3510298 R1	0.53	20.0	Thin Wall XLPE Primary Cable	LIGHT GREEN	1850.0	-	7	A01-1200B
F	-	-	AA74D1	3510298 R1	0.53	20.0	Thin Wall XLPE Primary Cable	LIGHT GREEN	1850.0	-	21	A01-1200B
G	-	-	AA74D2	3510298 R1	0.53	20.0	Thin Wall XLPE Primary Cable	LIGHT GREEN	1850.0	-	21	A01-1200A
H	-	-	AA74D3	3510298 R1	0.53	20.0	Thin Wall XLPE Primary Cable	LIGHT GREEN	1850.0	-	22	A01-1200B
J	-	-	AA74D4	3510298 R1	0.53	20.0	Thin Wall XLPE Primary Cable	LIGHT GREEN	1850.0	-	22	A01-1200A
K	-	-	AA74D5	3510298 R1	0.53	20.0	Thin Wall XLPE Primary Cable	LIGHT GREEN	1850.0	-	11	A01-1200A
L	-	-	AA74E1	3510298 R1	0.53	20.0	Thin Wall XLPE Primary Cable	LIGHT GREEN	1850.0	-	8	A01-1200B
M	-	-	AA74E2	3510298 R1	0.53	20.0	Thin Wall XLPE Primary Cable	LIGHT GREEN	1850.0	-	19	A01-1200A

Name	Terminal Part Number	V-Min	Name	Wire Part Number	Wire CSA	Wire Spec	Wire Material description	Wire Color Description	Wire Length	End2 Terminal Part Number	End2 Pin Name	End2 Connector
N	-	-	AA74E3	3510298 R1	0.53	20.0	Thin Wall XLPE Primary Cable	LIGHT GREEN	1850.0	-	9	A01-1200B
P	-	-	AA74E4	3510298 R1	0.53	20.0	Thin Wall XLPE Primary Cable	LIGHT GREEN	1850.0	-	10	A01-1200B
S	-	-	AA74E5	3510298 R1	0.53	20.0	Thin Wall XLPE Primary Cable	LIGHT GREEN	1850.0	-	11	A01-1200B

Connector Name	A01-1200D
Part Number	4061870C1
Instances	LT/RH/LoneStar X15 - Heating Ventilation & Air Conditioning (HVAC) Auto Temp Control:Diagram1 - HVAC LT/RH/LoneStar X15 - Heating Ventilation & Air Conditioning (HVAC) Manual:Diagram1 - HVAC
Mates	MODU-HEAT/EVAP-6003-A01-12 00C/D/E

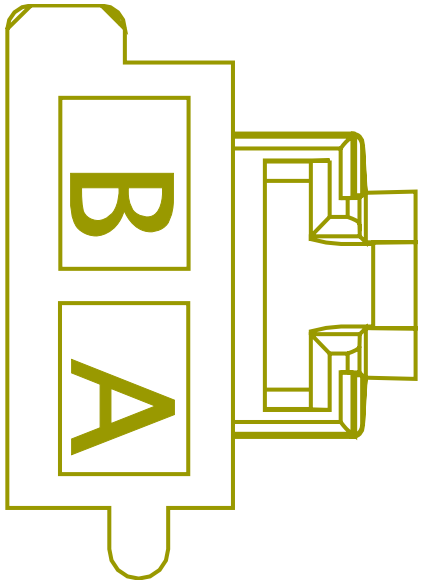

Name	Terminal Part Number	V-Min	Name	Wire Part Number	Wire CSA	Wire Spec	Wire Material description	Wire Color Description	Wire Length	End2 Terminal Part Number	End2 Pin Name	End2 Connect or
A	-	-	DH75	3510368 R1	3.01	12.0	Thin Wall XLPE Primary Cable	RED	2940.0	-	-	-
B	-	-	AA75-G	3510362 R1	3.01	12.0	Thin Wall XLPE Primary Cable	WHITE	1875.0	-	-	-

Connector Name	A01-1200E
Part Number	4057658C1
Instances	LT/RH/LoneStar A26/X15 - No-Idle HVAC (Espar Airtronic, Berstrom AC, Front Auto Control head):Diagram3 - Espar Circuit LT/RH/LoneStar A26/X15 - No-Idle HVAC (Espar Airtronic, Berstrom AC, Front Manual Control head:Diagram3 - Espar Circuit LT/RH/LoneStar X15 - Heating Ventilation & Air Conditioning (HVAC) Auto Temp Control:Diagram1 - HVAC LT/RH/LoneStar X15 - Heating Ventilation & Air Conditioning (HVAC) Auto Temp Control:Diagram2 - Actuators LT/RH/LoneStar X15 - Heating Ventilation & Air Conditioning (HVAC) Manual:Diagram1 - HVAC LT/RH/LoneStar X15 - Heating Ventilation & Air Conditioning (HVAC) Manual:Diagram2 - Actuators
Mates	MODU-HEAT/EVAP-6003-A01-12 00C/D/E

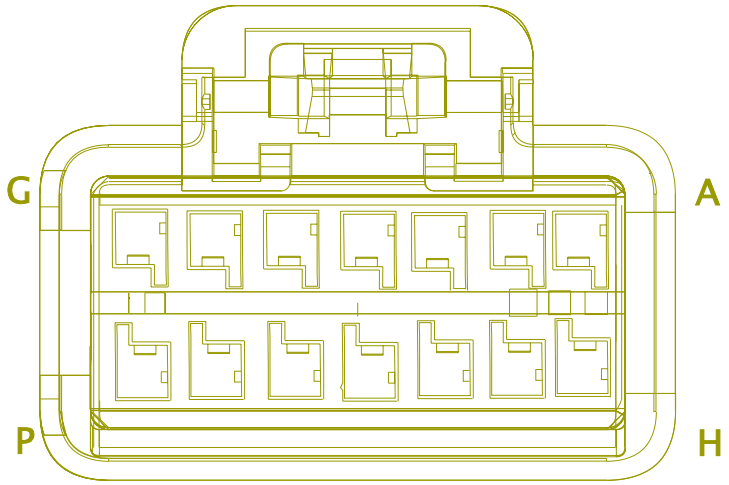

Name	Terminal Part Number	V-Min	Name	Wire Part Number	Wire CSA	Wire Spec	Wire Material description	Wire Color Description	Wire Length	End2 Terminal Part Number	End2 Pin Name	End2 Connector
A	-	-	AA74A1	3510298 R1	0.53	20.0	Thin Wall XLPE Primary Cable	LIGHT GREEN	2000.0	-	13	A01-1200B
B	-	-	AA74A2	3510298 R1	0.53	20.0	Thin Wall XLPE Primary Cable	LIGHT GREEN	2000.0	-	9	A01-1200A
C	-	-	AA74A3	3510298 R1	0.53	20.0	Thin Wall XLPE Primary Cable	LIGHT GREEN	2000.0	-	14	A01-1200B
D	-	-	AA74A4	3510298 R1	0.53	20.0	Thin Wall XLPE Primary Cable	LIGHT GREEN	2000.0	-	15	A01-1200B

Name	Terminal Part Number	V-Min	Name	Wire Part Number	Wire CSA	Wire Spec	Wire Material description	Wire Color Description	Wire Length	End2 Terminal Part Number	End2 Pin Name	End2 Connector
E	-	-	AA74A5	3510298 R1	0.53	20.0	Thin Wall XLPE Primary Cable	LIGHT GREEN	2000.0	-	16	A01-1200B
F	-	-	AA74B1	3510298 R1	0.53	20.0	Thin Wall XLPE Primary Cable	LIGHT GREEN	2000.0	-	1	A01-1200B
G	-	-	AA74B2	3510298 R1	0.53	20.0	Thin Wall XLPE Primary Cable	LIGHT GREEN	2000.0	-	10	A01-1200A
H	-	-	AA74B3	3510298 R1	0.53	20.0	Thin Wall XLPE Primary Cable	LIGHT GREEN	2000.0	-	2	A01-1200B
J	-	-	AA74B4	3510298 R1	0.53	20.0	Thin Wall XLPE Primary Cable	LIGHT GREEN	2000.0	-	3	A01-1200B
K	-	-	AA74B5	3510298 R1	0.53	20.0	Thin Wall XLPE Primary Cable	LIGHT GREEN	2000.0	-	12	A01-1200B
L	-	-	AA77D	3510298 R1	0.53	20.0	Thin Wall XLPE Primary Cable	LIGHT GREEN	2800.0	-	A10	J7-1607
M	-	-	AA6AM	3510310 R1	0.53	20.0	Thin Wall XLPE Primary Cable	GREY	2800.0	-	B10	J7-1607

Name	Terminal Part Number	V-Min	Name	Wire Part Number	Wire CSA	Wire Spec	Wire Material description	Wire Color Description	Wire Length	End2 Terminal Part Number	End2 Pin Name	End2 Connector
N	-	-	DH75AB	3510299 R1	0.79	18.0	Thin Wall XLPE Primary Cable	LIGHT GREEN	1305.0	-	X	-
P	-	-	AA75B	3510298 R1	0.53	20.0	Thin Wall XLPE Primary Cable	LIGHT GREEN	2000.0	-	5	A01-1200A

Connector Name	A01-1400
Part Number	3596926C1
Instances	LoneStar - X15 - Antilock Brake System (ABS) [Bendix 6 Channel Implementation]:Diagram1 LoneStar - X15 - Antilock Brake System (ABS) [Bendix 6 Channel Implementation]:Diagram2 LoneStar - X15 - Antilock Brake System (ABS) [Bendix 6 Channel Implementation]:Diagram3 LoneStar - X15 - Antilock Brake System (ABS)-BENDIX 4 Channel Implemenation:Diagram1 LoneStar - X15 - Antilock Brake System (ABS)-BENDIX 4 Channel Implemenation:Diagram2 LoneStar - X15 - Antilock Brake System (ABS)-BENDIX 4 Channel Implemenation:Diagram3 LoneStar - X15 - Antilock Brake System (ABS)-BENDIX 4 Channel Implemenation:Diagram4 LT/RH - X15/A26 - Antilock Brake System (ABS) BENDIX 4 Channel Implemenation:Diagram1 LT/RH - X15/A26 - Antilock Brake System (ABS) BENDIX 4 Channel Implemenation:Diagram2 LT/RH - X15/A26 - Antilock Brake System (ABS) BENDIX 4 Channel Implemenation:Diagram3 LT/RH - X15/A26 - Antilock Brake System (ABS) BENDIX 4 Channel Implemenation:Diagram4 LT/RH - X15/A26 - Antilock Brake System (ABS) Bendix 6 Channel Implementation:Diagram1 LT/RH - X15/A26 - Antilock Brake System (ABS) Bendix 6 Channel Implementation:Diagram2 LT/RH - X15/A26 - Antilock Brake System (ABS) Bendix 6 Channel Implementation:Diagram3 LT/RH - X15/A26 - Bendix Stability Control For Tractor or Tractors with Trailer Tow:Diagram1 LT/RH - X15/A26 - Bendix Stability Control For Tractor or Tractors with Trailer Tow:Diagram2 LT/RH - X15/A26 - Bendix; Tractor or Towing Truck; W/ Air SUSP; J1939 Driven Lamp:Diagram1 LT/RH - X15/A26 - Bendix; Tractor or Towing Truck; W/ Air SUSP; J1939 Driven Lamp:Diagram2 LT/RH/LoneStar - X15/A26 - Hill Start Aid (Wabco):Diagram1 LT/RH/LoneStar - X15/A26 - Traction Control (Bendix Controller):Diagram1 LT/RH/LoneStar - X15/A26 - Traction Control (Bendix Controller):Diagram2

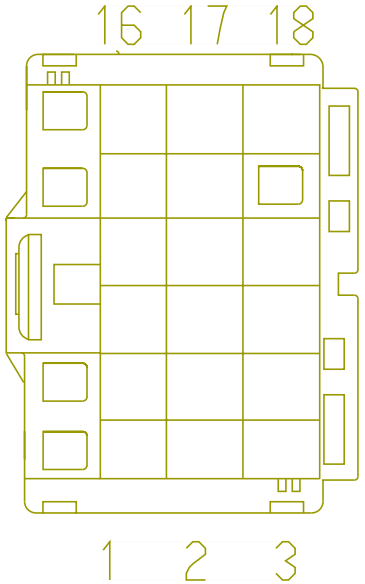

LT/RH/LoneStar - X15/A26 - Traction Control (Bendix Controller)
With ABS Trailer:Diagram1
LT/RH/LoneStar - X15/A26 - Traction Control (Bendix Controller)
With ABS Trailer:Diagram2

Mates MODU-ABS-3003-01-02A Bendix

Name	Terminal Part Number	V-Min	Name	Wire Part Number	Wire CSA	Wire Spec	Wire Material description	Wire Color Description	Wire Length	End2 Terminal Part Number	End2 Pin Name	End2 Connect or
1	-	-	XY94-GA	3510362 R1	3.01	12.0	Thin Wall XLPE Primary Cable	WHITE	2270.0	-	-	-
2	-	-	3F94AA	3510311 R1	0.79	18.0	Thin Wall XLPE Primary Cable	GREY	2375.0	-	61	1701
3	-	-	XY94V	3510311 R1	0.79	18.0	Thin Wall XLPE Primary Cable	GREY	2820.0	-	-	-
4	-	-	XX94BN	3510311 R1	0.79	18.0	Thin Wall XLPE Primary Cable	GREY	2375.0	-	15	1701
5	-	-	XX94BM	3510311 R1	0.79	18.0	Thin Wall XLPE Primary Cable	GREY	2375.0	-	14	1701
7	-	-	-	-	-	-	-	-	-	-	-	-
8	-	-	-	-	-	-	-	-	-	-	-	-
10	-	-	XY94BH	3510312 R1	1.16	16.0	Thin Wall XLPE Primary Cable	GREY	2375.0	-	18	1701

Name	Terminal Part Number	V-Min	Name	Wire Part Number	Wire CSA	Wire Spec	Wire Material description	Wire Color Description	Wire Length	End2 Terminal Part Number	End2 Pin Name	End2 Connect or
11	-	-	XY94BF	3510312 R1	1.16	16.0	Thin Wall XLPE Primary Cable	GREY	2375.0	-	19	1701
16	-	-	XY94AY	3510314 R1	3.01	12.0	Thin Wall XLPE Primary Cable	GREY	2635.0	-	-	-

Connector Name A01-1401

Part Number 3596929C1

Instances LoneStar - X15 - Antilock Brake System (ABS) [Bendix 6 Channel Implementation]:Diagram1
LoneStar - X15 - Antilock Brake System (ABS) [Bendix 6 Channel Implementation]:Diagram2
LoneStar - X15 - Antilock Brake System (ABS) [Bendix 6 Channel Implementation]:Diagram3
LoneStar - X15 - Antilock Brake System (ABS)-BENDIX 4 Channel Implemenation:Diagram1
LoneStar - X15 - Antilock Brake System (ABS)-BENDIX 4 Channel Implemenation:Diagram2
LoneStar - X15 - Antilock Brake System (ABS)-BENDIX 4 Channel Implemenation:Diagram3
LoneStar - X15 - Antilock Brake System (ABS)-BENDIX 4 Channel Implemenation:Diagram4
LT/RH - X15/A26 - Antilock Brake System (ABS) BENDIX 4 Channel Implemenation:Diagram1
LT/RH - X15/A26 - Antilock Brake System (ABS) BENDIX 4 Channel Implemenation:Diagram2
LT/RH - X15/A26 - Antilock Brake System (ABS) BENDIX 4 Channel Implemenation:Diagram3
LT/RH - X15/A26 - Antilock Brake System (ABS) BENDIX 4 Channel Implemenation:Diagram4
LT/RH - X15/A26 - Antilock Brake System (ABS) Bendix 6 Channel Implementation:Diagram1
LT/RH - X15/A26 - Antilock Brake System (ABS) Bendix 6 Channel Implementation:Diagram2
LT/RH - X15/A26 - Antilock Brake System (ABS) Bendix 6 Channel Implementation:Diagram3

Mates MODU-ABS-3003-01-02A Bendix

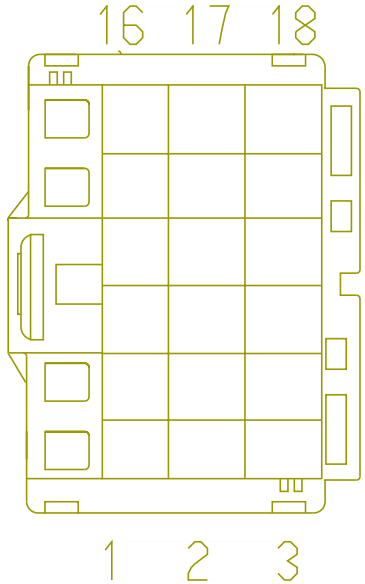

Name	Terminal Part Number	V-Min	Name	Wire Part Number	Wire CSA	Wire Spec	Wire Material description	Wire Color Description	Wire Length	End2 Terminal Part Number	End2 Pin Name	End2 Connect or
1	-	-	XY94B	3510311 R1	0.79	18.0	Thin Wall XLPE Primary Cable	GREY	2325.0	-	29	1700

Name	Terminal Part Number	V-Min	Name	Wire Part Number	Wire CSA	Wire Spec	Wire Material description	Wire Color Description	Wire Length	End2 Terminal Part Number	End2 Pin Name	End2 Connector
2	-	-	XY94	3510311 R1	0.79	18.0	Thin Wall XLPE Primary Cable	GREY	2325.0	-	27	1700
3	-	-	XY94A	3510311 R1	0.79	18.0	Thin Wall XLPE Primary Cable	GREY	2325.0	-	28	1700
4	-	-	XY94K	3510311 R1	0.79	18.0	Thin Wall XLPE Primary Cable	GREY	2325.0	-	36	1700
5	-	-	XY94C	3510312 R1	1.16	16.0	Thin Wall XLPE Primary Cable	GREY	2325.0	-	30	1700
6	-	-	XY94J	3510311 R1	0.79	18.0	Thin Wall XLPE Primary Cable	GREY	2325.0	-	35	1700
7	-	-	XY94H	3510311 R1	0.79	18.0	Thin Wall XLPE Primary Cable	GREY	2325.0	-	34	1700
8	-	-	XY94D	3510312 R1	1.16	16.0	Thin Wall XLPE Primary Cable	GREY	2325.0	-	31	1700
9	-	-	XY94BK	3510311 R1	0.79	18.0	Thin Wall XLPE Primary Cable	GREY	2405.0	-	22	1701

Name	Terminal Part Number	V-Min	Name	Wire Part Number	Wire CSA	Wire Spec	Wire Material description	Wire Color Description	Wire Length	End2 Terminal Part Number	End2 Pin Name	End2 Connector
10	-	-	XY94BL	3510311 R1	0.79	18.0	Thin Wall XLPE Primary Cable	GREY	2405.0	-	20	1701
11	-	-	XY94E	3510312 R1	1.16	16.0	Thin Wall XLPE Primary Cable	GREY	2325.0	-	32	1700
12	-	-	XY94BB	3510311 R1	0.79	18.0	Thin Wall XLPE Primary Cable	GREY	2405.0	-	24	1701
13	-	-	XY94BJ	3510311 R1	0.79	18.0	Thin Wall XLPE Primary Cable	GREY	2405.0	-	21	1701
14	-	-	XY94F	3510312 R1	1.16	16.0	Thin Wall XLPE Primary Cable	GREY	2325.0	-	33	1700
15	-	-	XY94BE	3510312 R1	1.16	16.0	Thin Wall XLPE Primary Cable	GREY	2405.0	-	16	1701
16	-	-	XY94BC	3510311 R1	0.79	18.0	Thin Wall XLPE Primary Cable	GREY	2405.0	-	25	1701
17	-	-	XY94BA	3510311 R1	0.79	18.0	Thin Wall XLPE Primary Cable	GREY	2405.0	-	23	1701
18	-	-	XY94BD	3510312 R1	1.16	16.0	Thin Wall XLPE Primary Cable	GREY	2405.0	-	17	1701

Connector Name	A01-1402
Part Number	3596928C1
Instances	LoneStar - X15 - Antilock Brake System (ABS) [Bendix 6 Channel Implementation]:Diagram1 LoneStar - X15 - Antilock Brake System (ABS) [Bendix 6 Channel Implementation]:Diagram2 LoneStar - X15 - Antilock Brake System (ABS) [Bendix 6 Channel Implementation]:Diagram3 LT/RH - X15/A26 - Antilock Brake System (ABS) Bendix 6 Channel Implementation:Diagram1 LT/RH - X15/A26 - Antilock Brake System (ABS) Bendix 6 Channel Implementation:Diagram2 LT/RH - X15/A26 - Antilock Brake System (ABS) Bendix 6 Channel Implementation:Diagram3 LT/RH - X15/A26 - Bendix Stability Control For Tractor or Tractors with Trailer Tow:Diagram1 LT/RH - X15/A26 - Bendix Stability Control For Tractor or Tractors with Trailer Tow:Diagram2 LT/RH - X15/A26 - Bendix; Tractor or Towing Truck; W/ Air SUSP; J1939 Driven Lamp:Diagram1 LT/RH - X15/A26 - Bendix; Tractor or Towing Truck; W/ Air SUSP; J1939 Driven Lamp:Diagram2 LT/RH/LoneStar - X15/A26 - Hill Start Aid (Bendix):Diagram1 LT/RH/LoneStar - X15/A26 - Hill Start Aid (Bendix):Diagram2 LT/RH/LoneStar - X15/A26 - Hill Start Aid (Bendix):Diagram3
Mates	MODU-ABS-3003-01-02A Bendix

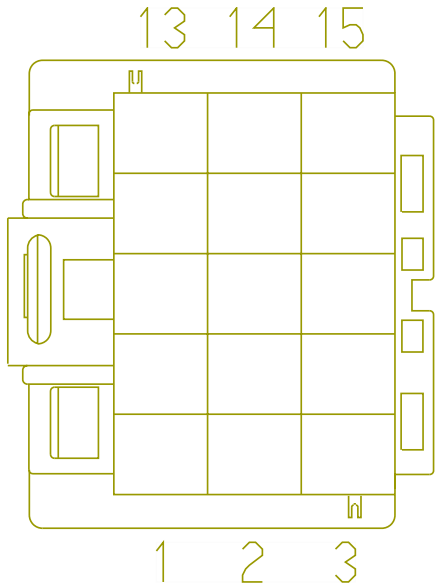

Name	Terminal Part Number	V-Min	Name	Wire Part Number	Wire CSA	Wire Spec	Wire Material description	Wire Color Description	Wire Length	End2 Terminal Part Number	End2 Pin Name	End2 Connector
2	-	-	ZB94HA	3510311 R1	0.79	18.0	Thin Wall XLPE Primary Cable	GREY	2345.0	-	65	1701
3	-	-	ZC94SK	3510311 R1	0.79	18.0	Thin Wall XLPE Primary Cable	GREY	2345.0	-	67	1701

Name	Terminal Part Number	V-Min	Name	Wire Part Number	Wire CSA	Wire Spec	Wire Material description	Wire Color Description	Wire Length	End2 Terminal Part Number	End2 Pin Name	End2 Connector
3	-	-	ZA94SK	3510311 R1	0.79	18.0	Thin Wall XLPE Primary Cable	GREY	2210.0	-	X	-
3	-	-	ZB94SK	3510311 R1	0.79	18.0	Thin Wall XLPE Primary Cable	GREY	2345.0	-	66	1701
4	-	-	PJ94BP	3510312 R1	1.16	16.0	Thin Wall XLPE Primary Cable	GREY	2345.0	-	54	1701
5	-	-	XZ94SJ	3510311 R1	0.79	18.0	Thin Wall XLPE Primary Cable	GREY	2345.0	-	13	1701
6	-	-	PJ94BNN	3510312 R1	1.16	16.0	Thin Wall XLPE Primary Cable	GREY	2345.0	-	53	1701
7	-	-	PJ94BMM	3510312 R1	1.16	16.0	Thin Wall XLPE Primary Cable	GREY	2345.0	-	52	1701
9	-	-	PJ94BT	2643680 R1	1.16	16.0	Std. Wall XLPE Primary Cable	GREY	2345.0	-	58	1701
10	-	-	PJ94BU	2643680 R1	1.16	16.0	Std. Wall XLPE Primary Cable	GREY	2345.0	-	59	1701

Name	Terminal Part Number	V-Min	Name	Wire Part Number	Wire CSA	Wire Spec	Wire Material description	Wire Color Description	Wire Length	End2 Terminal Part Number	End2 Pin Name	End2 Connect or
11	-	-	PJ94BR	3510312 R1	1.16	16.0	Thin Wall XLPE Primary Cable	GREY	2345.0	-	56	1701
12	-	-	PJ94BW	3510312 R1	1.16	16.0	Thin Wall XLPE Primary Cable	GREY	2345.0	-	64	1701
13	-	-	PJ94BS	2643680 R1	1.16	16.0	Std. Wall XLPE Primary Cable	GREY	2345.0	-	57	1701
14	-	-	PJ94BQ	3510312 R1	1.16	16.0	Thin Wall XLPE Primary Cable	GREY	2345.0	-	55	1701
15	-	-	PJ94BV	3510312 R1	1.16	16.0	Thin Wall XLPE Primary Cable	GREY	2345.0	-	60	1701

Connector Name	A01-1403
Part Number	3596927C1
Instances	LT/RH - X15/A26 - Bendix Stability Control For Tractor or Tractors with Trailer Tow:Diagram1 LT/RH - X15/A26 - Bendix Stability Control For Tractor or Tractors with Trailer Tow:Diagram2 LT/RH - X15/A26 - Bendix; Tractor or Towing Truck; W/ Air SUSP; J1939 Driven Lamp:Diagram1 LT/RH - X15/A26 - Bendix; Tractor or Towing Truck; W/ Air SUSP; J1939 Driven Lamp:Diagram2
Mates	MODU-ABS-3003-01-02A Bendix

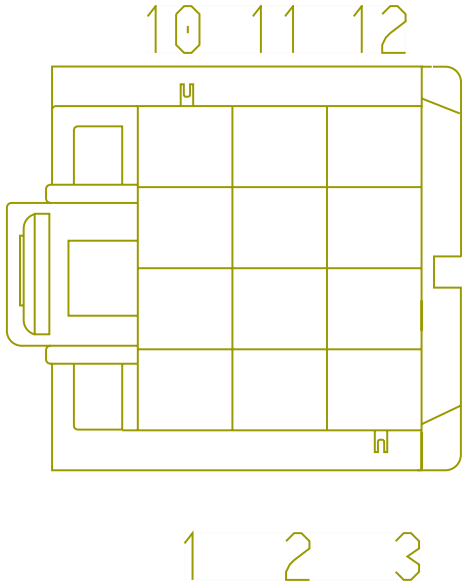

Name	Terminal Part Number	V-Min	Name	Wire Part Number	Wire CSA	Wire Spec	Wire Material description	Wire Color Description	Wire Length	End2 Terminal Part Number	End2 Pin Name	End2 Connector
1	-	-	XZ94SZD	3510312 R1	1.16	16.0	Thin Wall XLPE Primary Cable	GREY	190.0	-	X	-
2	-	-	XZ94SE	3510311 R1	0.79	18.0	Thin Wall XLPE Primary Cable	GREY	1915.0	-	D5	1800
3	-	-	XZ94SH	3510312 R1	1.16	16.0	Thin Wall XLPE Primary Cable	GREY	2480.0	-	76	1701
4	-	-	XZ94SVD	3510312 R1	1.16	16.0	Thin Wall XLPE Primary Cable	GREY	220.0	-	X	-

Name	Terminal Part Number	V-Min	Name	Wire Part Number	Wire CSA	Wire Spec	Wire Material description	Wire Color Description	Wire Length	End2 Terminal Part Number	End2 Pin Name	End2 Connector
5	-	-	XZ94SF	3510312 R1	1.16	16.0	Thin Wall XLPE Primary Cable	GREY	1915.0	-	D6	1800
6	-	-	XZ94SL	3510311 R1	0.79	18.0	Thin Wall XLPE Primary Cable	GREY	2480.0	-	74	1701
7	-	-	-	-	-	-	-	-	-	-	-	-
8	-	-	-	-	-	-	-	-	-	-	-	-
9	-	-	XZ94SM	3510311 R1	0.79	18.0	Thin Wall XLPE Primary Cable	GREY	2480.0	-	72	1701
10	-	-	XZ94SCA	3510311 R1	0.79	18.0	Thin Wall XLPE Primary Cable	GREY	1415.0	-	-	-
11	-	-	XZ94SAA	3510311 R1	0.79	18.0	Thin Wall XLPE Primary Cable	GREY	1415.0	-	-	-
12	-	-	XZ94SN	3510311 R1	0.79	18.0	Thin Wall XLPE Primary Cable	GREY	2480.0	-	73	1701

Connector Name	A01-1420
Part Number	3557922C1
Instances	LoneStar - X15 - Antilock Brake System (ABS) - Wabco 4 Channel Implementation:Diagram1 LoneStar - X15 - Antilock Brake System (ABS) - Wabco 4 Channel Implementation:Diagram2 LoneStar - X15 - Antilock Brake System (ABS) - Wabco 4 Channel Implementation:Diagram3 LoneStar - X15 - Antilock Brake System (ABS) - Wabco 4 Channel Implementation:Diagram4 LoneStar - X15 - Antilock Brake System - Wabco ABS 6 Channel Implementation:Diagram1 LoneStar - X15 - Antilock Brake System - Wabco ABS 6 Channel Implementation:Diagram2 LoneStar - X15 - Antilock Brake System - Wabco ABS 6 Channel Implementation:Diagram3 LT/RH - X15/A26 - Antilock Brake System (ABS) - Wabco 4 Channel Implementation:Diagram1 LT/RH - X15/A26 - Antilock Brake System (ABS) - Wabco 4 Channel Implementation:Diagram2 LT/RH - X15/A26 - Antilock Brake System (ABS) - Wabco 4 Channel Implementation:Diagram3 LT/RH - X15/A26 - Antilock Brake System (ABS) - Wabco 4 Channel Implementation:Diagram4 LT/RH - X15/A26 - Antilock Brake System - Wabco ABS 6 Channel Implementation:Diagram1 LT/RH - X15/A26 - Antilock Brake System - Wabco ABS 6 Channel Implementation:Diagram2 LT/RH - X15/A26 - Antilock Brake System - Wabco ABS 6 Channel Implementation:Diagram3 LT/RH - X15/A26 - Wabco Full Stability Control:Diagram1 LT/RH - X15/A26 - Wabco Full Stability Control:Diagram2 LT/RH/LoneStar - X15/A26 - Traction Control (Wabco Controller):Diagram1 LT/RH/LoneStar - X15/A26 - Traction Control (Wabco Controller):Diagram2 LT/RH/LoneStar - X15/A26 - Traction Control (Wabco Controller):Diagram3
Mates	MODU-ABS-3003-02-02A Wabco

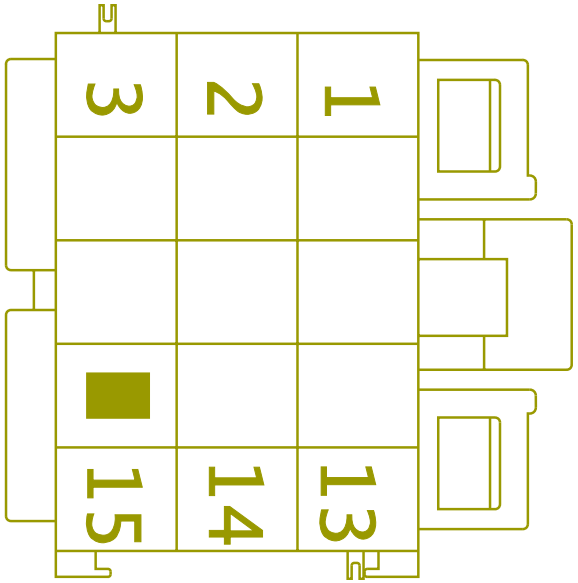

Name	Terminal Part Number	V-Min	Name	Wire Part Number	Wire CSA	Wire Spec	Wire Material description	Wire Color Description	Wire Length	End2 Terminal Part Number	End2 Pin Name	End2 Connector
1	-	-	-	-	-	-	-	-	-	-	-	-
3	-	-	-	-	-	-	-	-	-	-	-	-
4	-	-	GS94-GB	3510359 R1	0.79	18.0	Thin Wall XLPE Primary Cable	WHITE	655.0	-	X	-
4	-	-	3A94-GB	3510359 R1	0.79	18.0	Thin Wall XLPE Primary Cable	WHITE	655.0	-	X	-
7	-	-	GS94V	2643782 R1	1.91	14.0	Std. Wall XLPE Primary Cable	GREY	2935.0	-	-	-
7	-	-	3A94V	2643782 R1	1.91	14.0	Std. Wall XLPE Primary Cable	GREY	2935.0	-	-	-
8	-	-	GS94AY	2643782 R1	1.91	14.0	Std. Wall XLPE Primary Cable	GREY	2750.0	-	-	-
8	-	-	3A94AY	2643782 R1	1.91	14.0	Std. Wall XLPE Primary Cable	GREY	2750.0	-	-	-
9	-	-	GS94-GA	3510359 R1	0.79	18.0	Thin Wall XLPE Primary Cable	WHITE	655.0	-	X	-
9	-	-	3A94-GA	3510359 R1	0.79	18.0	Thin Wall XLPE Primary Cable	WHITE	655.0	-	X	-

Connector Name	A01-1421
Part Number	3557921C1
Instances	LoneStar - X15 - Antilock Brake System (ABS) - Wabco 4 Channel Implementation:Diagram1 LoneStar - X15 - Antilock Brake System (ABS) - Wabco 4 Channel Implementation:Diagram2 LoneStar - X15 - Antilock Brake System (ABS) - Wabco 4 Channel Implementation:Diagram3 LoneStar - X15 - Antilock Brake System (ABS) - Wabco 4 Channel Implementation:Diagram4 LoneStar - X15 - Antilock Brake System - Wabco ABS 6 Channel Implementation:Diagram1 LoneStar - X15 - Antilock Brake System - Wabco ABS 6 Channel Implementation:Diagram2 LoneStar - X15 - Antilock Brake System - Wabco ABS 6 Channel Implementation:Diagram3 LT/RH - X15/A26 - Antilock Brake System (ABS) - Wabco 4 Channel Implementation:Diagram1 LT/RH - X15/A26 - Antilock Brake System (ABS) - Wabco 4 Channel Implementation:Diagram2 LT/RH - X15/A26 - Antilock Brake System (ABS) - Wabco 4 Channel Implementation:Diagram3 LT/RH - X15/A26 - Antilock Brake System (ABS) - Wabco 4 Channel Implementation:Diagram4 LT/RH - X15/A26 - Antilock Brake System - Wabco ABS 6 Channel Implementation:Diagram1 LT/RH - X15/A26 - Antilock Brake System - Wabco ABS 6 Channel Implementation:Diagram2 LT/RH - X15/A26 - Antilock Brake System - Wabco ABS 6 Channel Implementation:Diagram3 LT/RH/LoneStar - X15/A26 - Traction Control (Wabco Controller):Diagram1 LT/RH/LoneStar - X15/A26 - Traction Control (Wabco Controller):Diagram2 LT/RH/LoneStar - X15/A26 - Traction Control (Wabco Controller):Diagram3
Mates	MODU-ABS-3003-02-02A Wabco

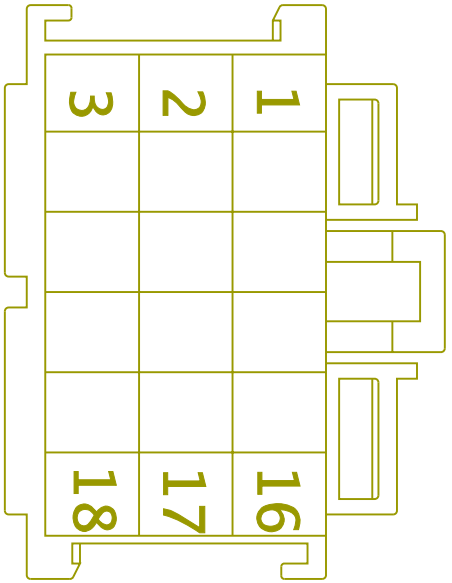

Name	Terminal Part Number	V-Min	Name	Wire Part Number	Wire CSA	Wire Spec	Wire Material description	Wire Color Description	Wire Length	End2 Terminal Part Number	End2 Pin Name	End2 Connector
1	-	-	GS94MK	3510311 R1	0.79	18.0	Thin Wall XLPE Primary Cable	GREY	2365.0	-	36	1700
1	-	-	3A94MK	3510311 R1	0.79	18.0	Thin Wall XLPE Primary Cable	GREY	2365.0	-	36	1700
2	-	-	GS94BC	3510311 R1	0.79	18.0	Thin Wall XLPE Primary Cable	GREY	2445.0	-	25	1701
2	-	-	3A94BC	3510311 R1	0.79	18.0	Thin Wall XLPE Primary Cable	GREY	2445.0	-	25	1701
3	-	-	GS94MB	3510311 R1	0.79	18.0	Thin Wall XLPE Primary Cable	GREY	2365.0	-	29	1700
3	-	-	3A94MB	3510311 R1	0.79	18.0	Thin Wall XLPE Primary Cable	GREY	2365.0	-	29	1700
4	-	-	GS94MH	3510311 R1	0.79	18.0	Thin Wall XLPE Primary Cable	GREY	2365.0	-	34	1700
4	-	-	3A94MH	3510311 R1	0.79	18.0	Thin Wall XLPE Primary Cable	GREY	2365.0	-	34	1700

Name	Terminal Part Number	V-Min	Name	Wire Part Number	Wire CSA	Wire Spec	Wire Material description	Wire Color Description	Wire Length	End2 Terminal Part Number	End2 Pin Name	End2 Connector
5	-	-	GS94BA	3510311 R1	0.79	18.0	Thin Wall XLPE Primary Cable	GREY	2445.0	-	23	1701
5	-	-	3A94BA	3510311 R1	0.79	18.0	Thin Wall XLPE Primary Cable	GREY	2445.0	-	23	1701
6	-	-	GS94M	3510311 R1	0.79	18.0	Thin Wall XLPE Primary Cable	GREY	2365.0	-	27	1700
6	-	-	3A94M	3510311 R1	0.79	18.0	Thin Wall XLPE Primary Cable	GREY	2365.0	-	27	1700
7	-	-	GT94BN	3510311 R1	0.79	18.0	Thin Wall XLPE Primary Cable	GREY	2445.0	-	15	1701
8	-	-	GS94BL	3510313 R1	1.91	14.0	Thin Wall XLPE Primary Cable	GREY	2445.0	-	20	1701
8	-	-	3A94BL	3510313 R1	1.91	14.0	Thin Wall XLPE Primary Cable	GREY	2445.0	-	20	1701
9	-	-	GS94BJ	3510313 R1	1.91	14.0	Thin Wall XLPE Primary Cable	GREY	2445.0	-	21	1701

Name	Terminal Part Number	V-Min	Name	Wire Part Number	Wire CSA	Wire Spec	Wire Material description	Wire Color Description	Wire Length	End2 Terminal Part Number	End2 Pin Name	End2 Connector
9	-	-	3A94BJ	3510313 R1	1.91	14.0	Thin Wall XLPE Primary Cable	GREY	2445.0	-	21	1701
10	-	-	GS94ME	3510311 R1	0.79	18.0	Thin Wall XLPE Primary Cable	GREY	2365.0	-	32	1700
10	-	-	3A94ME	3510311 R1	0.79	18.0	Thin Wall XLPE Primary Cable	GREY	2365.0	-	32	1700
11	-	-	GS94BD	3510311 R1	0.79	18.0	Thin Wall XLPE Primary Cable	GREY	2445.0	-	17	1701
11	-	-	3A94BE	3510311 R1	0.79	18.0	Thin Wall XLPE Primary Cable	GREY	2445.0	-	16	1701
12	-	-	GS94MC	3510311 R1	0.79	18.0	Thin Wall XLPE Primary Cable	GREY	2365.0	-	30	1700
12	-	-	3A94MC	3510311 R1	0.79	18.0	Thin Wall XLPE Primary Cable	GREY	2365.0	-	30	1700
13	-	-	GS94MF	3510311 R1	0.79	18.0	Thin Wall XLPE Primary Cable	GREY	2365.0	-	33	1700

Name	Terminal Part Number	V-Min	Name	Wire Part Number	Wire CSA	Wire Spec	Wire Material description	Wire Color Description	Wire Length	End2 Terminal Part Number	End2 Pin Name	End2 Connector
13	-	-	3A94MF	3510311 R1	0.79	18.0	Thin Wall XLPE Primary Cable	GREY	2365.0	-	33	1700
14	-	-	GS94BE	3510311 R1	0.79	18.0	Thin Wall XLPE Primary Cable	GREY	2445.0	-	16	1701
14	-	-	3A94BD	3510311 R1	0.79	18.0	Thin Wall XLPE Primary Cable	GREY	2445.0	-	17	1701
15	-	-	GS94MD	3510311 R1	0.79	18.0	Thin Wall XLPE Primary Cable	GREY	2365.0	-	31	1700
15	-	-	3A94MD	3510311 R1	0.79	18.0	Thin Wall XLPE Primary Cable	GREY	2365.0	-	31	1700
16	-	-	GT94BM	3510311 R1	0.79	18.0	Thin Wall XLPE Primary Cable	GREY	2445.0	-	14	1701
17	-	-	GS94BH	3510311 R1	0.79	18.0	Thin Wall XLPE Primary Cable	GREY	2445.0	-	18	1701
17	-	-	3A94BH	3510311 R1	0.79	18.0	Thin Wall XLPE Primary Cable	GREY	2445.0	-	18	1701

Name	Terminal Part Number	V-Min	Name	Wire Part Number	Wire CSA	Wire Spec	Wire Material description	Wire Color Description	Wire Length	End2 Terminal Part Number	End2 Pin Name	End2 Connect or
18	-	-	GS94BF	3510311 R1	0.79	18.0	Thin Wall XLPE Primary Cable	GREY	2445.0	-	19	1701
18	-	-	3A94BF	3510311 R1	0.79	18.0	Thin Wall XLPE Primary Cable	GREY	2445.0	-	19	1701

Connector Name A01-1422

Part Number 3548978C1

Instances LoneStar - X15 - Antilock Brake System - Wabco ABS 6 Channel Implementation:Diagram1
LoneStar - X15 - Antilock Brake System - Wabco ABS 6 Channel Implementation:Diagram2
LoneStar - X15 - Antilock Brake System - Wabco ABS 6 Channel Implementation:Diagram3
LT/RH - X15/A26 - Antilock Brake System - Wabco ABS 6 Channel Implementation:Diagram1
LT/RH - X15/A26 - Antilock Brake System - Wabco ABS 6 Channel Implementation:Diagram2
LT/RH - X15/A26 - Antilock Brake System - Wabco ABS 6 Channel Implementation:Diagram3
LT/RH - X15/A26 - Wabco Full Stability Control:Diagram1
LT/RH - X15/A26 - Wabco Full Stability Control:Diagram2

Mates MODU-ABS-3003-02-02A Wabco

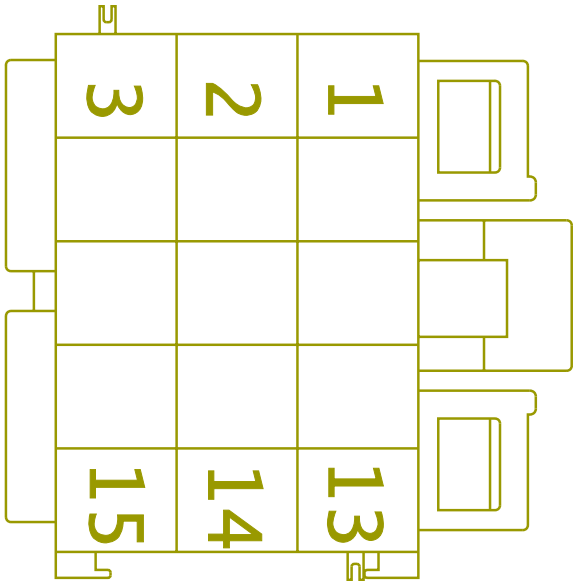

Name	Terminal Part Number	V-Min	Name	Wire Part Number	Wire CSA	Wire Spec	Wire Material description	Wire Color Description	Wire Length	End2 Terminal Part Number	End2 Pin Name	End2 Connector
2	-	-	3A94BR	3510311 R1	0.79	18.0	Thin Wall XLPE Primary Cable	GREY	2405.0	-	56	1701
3	-	-	3A94BP	3510311 R1	0.79	18.0	Thin Wall XLPE Primary Cable	GREY	2405.0	-	54	1701
5	-	-	3A94BQ	3510311 R1	0.79	18.0	Thin Wall XLPE Primary Cable	GREY	2405.0	-	55	1701
6	-	-	3A94BX	3510311 R1	0.79	18.0	Thin Wall XLPE Primary Cable	GREY	2405.0	-	52	1701

Name	Terminal Part Number	V-Min	Name	Wire Part Number	Wire CSA	Wire Spec	Wire Material description	Wire Color Description	Wire Length	End2 Terminal Part Number	End2 Pin Name	End2 Connect or
8	-	-	XG94SK	3510311 R1	0.79	18.0	Thin Wall XLPE Primary Cable	GREY	2405.0	-	67	1701
11	-	-	3A94BW	3510311 R1	0.79	18.0	Thin Wall XLPE Primary Cable	GREY	2405.0	-	64	1701
12	-	-	3A94BU	3510311 R1	0.79	18.0	Thin Wall XLPE Primary Cable	GREY	2405.0	-	59	1701
13	-	-	XG94SJ	3510311 R1	0.79	18.0	Thin Wall XLPE Primary Cable	GREY	2405.0	-	13	1701
14	-	-	3A94BV	3510311 R1	0.79	18.0	Thin Wall XLPE Primary Cable	GREY	2405.0	-	60	1701
15	-	-	3A94BS	3510311 R1	0.79	18.0	Thin Wall XLPE Primary Cable	GREY	2405.0	-	57	1701

Connector Name A01-1423

Part Number 3846885C1

Instances LT/RH - X15/A26 - Wabco Full Stability Control:Diagram1
LT/RH - X15/A26 - Wabco Full Stability Control:Diagram2

Mates MODU-ABS-3003-02-02A Wabco

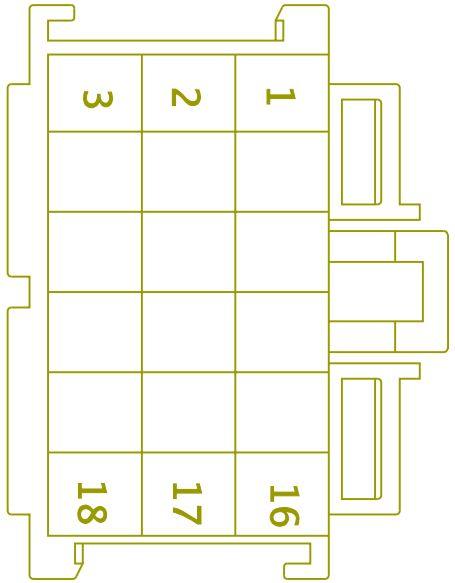

Name	Terminal Part Number	V-Min	Name	Wire Part Number	Wire CSA	Wire Spec	Wire Material description	Wire Color Description	Wire Length	End2 Terminal Part Number	End2 Pin Name	End2 Connector
1	-	-	-	-	-	-	-	-	-	-	-	-
3	-	-	-	-	-	-	-	-	-	-	-	-
7	-	-	XD94SN	3510311 R1	0.79	18.0	Thin Wall XLPE Primary Cable	GREY	1310.0	-	-	-
8	-	-	GX94BY	3510311 R1	0.79	18.0	Thin Wall XLPE Primary Cable	GREY	1810.0	-	D6	1800
10	-	-	XD94SP	3510311 R1	0.79	18.0	Thin Wall XLPE Primary Cable	GREY	1310.0	-	-	-
11	-	-	GX94-GCC	3510359 R1	0.79	18.0	Thin Wall XLPE Primary Cable	WHITE	1810.0	-	D5	1800

Name	Terminal Part Number	V-Min	Name	Wire Part Number	Wire CSA	Wire Spec	Wire Material description	Wire Color Description	Wire Length	End2 Terminal Part Number	End2 Pin Name	End2 Connect or
13	-	-	XD94SM	3510311 R1	0.79	18.0	Thin Wall XLPE Primary Cable	GREY	2375.0	-	75	1701
14	-	-	GX94MN	3510311 R1	0.79	18.0	Thin Wall XLPE Primary Cable	GREY	1810.0	-	A6	1800
16	-	-	XD94SL	3510311 R1	0.79	18.0	Thin Wall XLPE Primary Cable	GREY	2375.0	-	63	1701

Connector Name	A01-1776
Part Number	4062806C1
Instances	LT/RH/LoneStar - X15/A26 - Analytic Cruise Control:Diagram1
Mates	MODU-NGCC-5077-01-01A



Name	Terminal Part Number	V-Min	Name	Wire Part Number	Wire CSA	Wire Spec	Wire Material description	Wire Color Description	Wire Length	End2 Terminal Part Number	End2 Pin Name	End2 Connector
7	-	-	-	-	-	-	-	-	-	-	-	-
8	-	-	LM971G	3510322 R1	0.53	20.0	Thin Wall XLPE Primary Cable	PINK	1330.0	-	-	-
9	-	-	LM97-G	3510358 R1	0.53	20.0	Thin Wall XLPE Primary Cable	WHITE	1960.0	-	-	-
15	-	-	-	-	-	-	-	-	-	-	-	-
18	-	-	LM97B	3510364 R1	0.53	20.0	Thin Wall XLPE Primary Cable	RED	1145.0	-	-	-

Connector Name	A01-1942
Part Number	3673259C1
Instances	LT/RH/LoneStar - X15/A26 - Collision Avoidance System (Warning):Diagram1
Mates	MODU-SIDE_DISPLAY-3011-02- 02

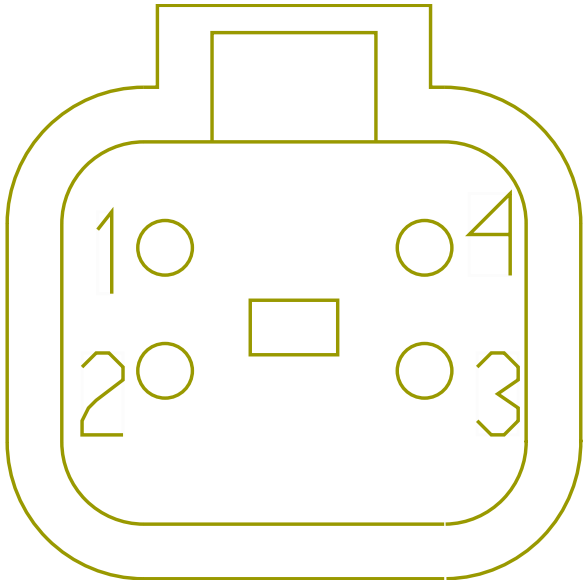

Name	Terminal Part Number	V-Min	Name	Wire Part Number	Wire CSA	Wire Spec	Wire Material description	Wire Color Description	Wire Length	End2 Terminal Part Number	End2 Pin Name	End2 Connector
1	-	-	YD67V	2643673 R1	0.79	18.0	Std. Wall XLPE Primary Cable	GREY	2280.0	-	71	1701
2	-	-	YD67W	2643673 R1	0.79	18.0	Std. Wall XLPE Primary Cable	GREY	2280.0	-	70	1701
3	-	-	YD67U	2643673 R1	0.79	18.0	Std. Wall XLPE Primary Cable	GREY	2280.0	-	69	1701
4	-	-	ZD57AAA	3510316 R1	0.53	20.0	Thin Wall XLPE Primary Cable	ORANGE	1975.0	-	-	-

Connector Name	A01-381
Part Number	BLUNT_SL_VC
Instances	LT/RH - X15/A26 - Lane Departure Warning (Mobileye Per-Wire):Diagram1
Mates	BLNT-WIPER_SIGNAL-3020-03- 01A

Name	Terminal Part Number	V-Min	Name	Wire Part Number	Wire CSA	Wire Spec	Wire Material description	Wire Color Description	Wire Length	End2 Terminal Part Number	End2 Pin Name	End2 Connect or
A	-	-	YH11-GC	3510361 R1	1.91	14.0	Thin Wall XLPE Primary Cable	WHITE	835.0	-	-	-
B	-	-	YH82KB	3510312 R1	1.16	16.0	Thin Wall XLPE Primary Cable	GREY	1055.0	-	X	-

Connector Name	A01-382
Part Number	BLUNT_SL_VC
Instances	LT/RH - X15/A26 - Lane Departure Warning (Mobileye Per-Wire):Diagram1
Mates	BLNT-MOBILEYE_PWR-3020-03- 01A

Name	Terminal Part Number	V-Min	Name	Wire Part Number	Wire CSA	Wire Spec	Wire Material description	Wire Color Description	Wire Length	End2 Terminal Part Number	End2 Pin Name	End2 Connect or
A	-	-	YH13AC	3510324 R1	1.16	16.0	Thin Wall XLPE Primary Cable	PINK	2135.0	-	-	-
B	-	-	YH14AZ	3510365 R1	0.79	18.0	Thin Wall XLPE Primary Cable	RED	1950.0	-	-	-

Connector Name	A02-0009
Part Number	4063156C1
Instances	LoneStar - X15 - Adaptive Cruise Control (Bendix - Fusion W/O DIU & N/ Safety Direct & Tweeters):Diagram1 LoneStar - X15 - Adaptive Cruise Control (Bendix - Fusion W/O DIU & W/ Safety Direct & Reg Speakers) Option 1:Diagram1 LoneStar - X15 - Adaptive Cruise Control (Bendix - Fusion W/O DIU & W/ Safety Direct & Reg Speakers) Option 2:Diagram1 LoneStar - X15 - Adaptive Cruise Control (Bendix - Fusion W/O DIU & W/ Safety Direct & W/ Tweeters):Diagram1 LoneStar - X15 - Headlights Halogen N/INT N/LOWW:Diagram1 LoneStar - X15 - Headlights Halogen N/INT W/LOWW:Diagram1 LoneStar - X15 - Headlights Halogen W/INT N/LOWW:Diagram1 LoneStar - X15 - Headlights Halogen W/INT W/ LOWW:Diagram1 LoneStar - X15 - Lane Departure Warning - (Bendix Fusion W/ Safety Direct))(US & Canada):Diagram1 LoneStar - X15 - Lane Departure Warning - (Bendix Fusion W/ Safety Direct))(US & Canada)-:Diagram1 LoneStar - X15 - Trailer Interface (ABS) - Center Pin Circuit:Diagram1 LoneStar - X15 - Trailer Interface (ABS) - Center Pin Circuit:Diagram2 LoneStar - X15 - Trailer Interface (ABS) - Center Pin Circuit:Diagram3 LoneStar - X15 - Trailer Interface (ABS) - Center Pin Circuit:Diagram4 LT/RH - X15/A26 - Adaptive Cruise Control (Bendix - Fusion W/ O DIU & N/ Safety Direct & Tweeters):Diagram1 LT/RH - X15/A26 - 10 PIN ClockSpring:Diagram1 LT/RH - X15/A26 - Adaptive Cruise Control (Bendix - Fusion W/ O DIU & N/ Safety Direct & Reg Speakers):Diagram1 LT/RH - X15/A26 - Adaptive Cruise Control (Bendix - Fusion W/ O DIU & W/ Safety Direct & Reg Speakers):Diagram1 LT/RH - X15/A26 - Adaptive Cruise Control (Bendix - Fusion W/ O DIU & W/ Safety Direct & W/ Tweeters):Diagram1 LT/RH - X15/A26 - Lane Departure Warning - (Bendix Fusion W/ Safety Direct))(US & Canada):Diagram1 LT/RH - X15/A26 - Lane Departure Warning - Bendix:Diagram1 LT/RH - X15/A26 - Radio W/Steering Wheel Pod N/ Remote:Diagram1 LT/RH - X15/A26 - Trailer Interface (ABS) - Center Pin Circuit:Diagram1

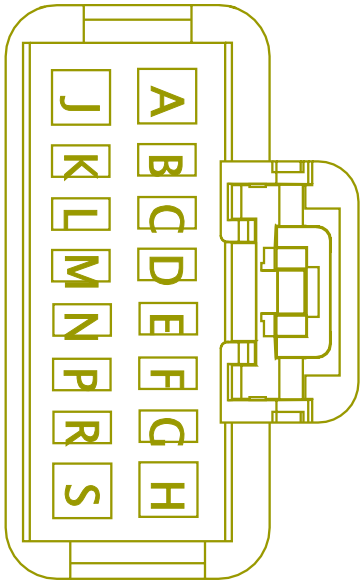

LT/RH - X15/A26 - Trailer Interface (ABS) - Center Pin Circuit:Diagram2
LT/RH - X15/A26 - Trailer Interface (ABS) - Center Pin Circuit:Diagram3
LT/RH - X15/A26 - Trailer Interface (ABS) - Center Pin Circuit:Diagram4
LT/RH/LoneStar - X15/A26 - Adjustable Engine Speed Control (PTO) 4-pin Clockspring:Diagram1
LT/RH/LoneStar - X15/A26 - Adjustable Engine Speed Control (PTO) 10-PIN ClockSpring:Diagram1
LT/RH/LoneStar - X15/A26 - Automatic Lighting (Dual Sensor Solar/Twilight):Diagram1
LT/RH/LoneStar - X15/A26 - Automatic Lighting (Single Sensor Twilight):Diagram1
LT/RH/LoneStar - X15/A26 - Cabinet Refrigerator W/ Relay:Diagram1
LT/RH/LoneStar - X15/A26 - DC/AC Inverter (1200W W/switch control):Diagram1
LT/RH/LoneStar - X15/A26 - Dual Aux Switch:Diagram1-Combination1
LT/RH/LoneStar - X15/A26 - Engine Idle Increment/Decrement (Steering Wheel Switch - 4 Pin):Diagram1
LT/RH/LoneStar - X15/A26 - Engine Idle Increment/Decrement (Steering Wheel Switch - 10 Pin):Diagram1
LT/RH/LoneStar - X15/A26 - Floor/Search Lights Sleeper:Diagram1
LT/RH/LoneStar - X15/A26 - Floor/Search Lights Sleeper (1 Light):Diagram1
LT/RH/LoneStar - X15/A26 - Hazard Warning (CA 2.0):Diagram1
LT/RH/LoneStar - X15/A26 - Instrument Cluster - Request and Status:Diagram1
LT/RH/LoneStar - X15/A26 - Lighting Sleeper Dome:Diagram1
LT/RH/LoneStar - X15/A26 - MARKER/PARK LIGHTS - W/ Marker Interrupt 10pin CLCKSPRING:Diagram1
LT/RH/LoneStar - X15/A26 - No Idle HVAC - TRI-PAC Prewire:Diagram1
LT/RH/LoneStar - X15/A26 - Radio (Bluetooth) W/Steering Wheel Pod N/ Remote W/MIC:Diagram1
LT/RH/LoneStar - X15/A26 - Radio W/Steering Wheel Pod W/ Remote:Diagram1
LT/RH/LoneStar - X15/A26 - Radio(Bluetooth) W/Steering Wheel W/Remote W/MIC:Diagram1

LT/RH/LoneStar - X15/A26 - Rear AUTO HVAC (No Idle) W/ Pre-Heat (Bergstrom Heat and Cool w/ Condensation) 2 SWITCHES:Diagram2 - No Idle Switching
LT/RH/LoneStar - X15/A26 - Rear HVAC (No Idle) W/ Pre-Heat (Bergstrom Heat and Cool w/ Condensation) 2 SWITCHES Option 1:Diagram2 - No Idle Switching
LT/RH/LoneStar - X15/A26 - Rear HVAC (No Idle) W/ Pre-Heat (Bergstrom Heat and Cool w/ Condensation) 2 SWITCHES Option 2:Diagram2 - No Idle Switching
LT/RH/LoneStar - X15/A26 - Rear HVAC (No Idle) W/ Pre-Heat (Bergstrom Heat and Cool w/ Condensation) 4 SWITCHES Option 1:Diagram2 - No Idle Switching
LT/RH/LoneStar - X15/A26 - Rear HVAC (No Idle) W/ Pre-Heat (Bergstrom Heat and Cool w/ Condensation) 4 SWITCHES Option 2:Diagram2 - No Idle Switching
LT/RH/LoneStar - X15/A26 - Rear HVAC (Sleeper W/ Deluxe):Diagram1
LT/RH/LoneStar - X15/A26 - Rear HVAC (Sleeper W/ Premium):Diagram1
LT/RH/LoneStar - X15/A26 - Rear Interior Dimming (Accent Light):Diagram1
LT/RH/LoneStar - X15/A26 - Rear Manual HVAC (No Idle) W/ Pre-Heat (Bergstrom Heat and Cool w/ Condensation) 2 SWITCHES:Diagram2 - No Idle Switching
LT/RH/LoneStar - X15/A26 - Single Aux Switch:Diagram1
LT/RH/LoneStar - X15/A26 - Single Aux Switch:Diagram2
LT/RH/LoneStar - X15/A26 - Telematics (OMNIVISION W/ J1939 & PANIC BUTTON):Diagram1
LT/RH/LoneStar - X15/A26 - Telematics (OMNIVISION W/ J1939 & PANIC BUTTON):Diagram2
LT/RH/LoneStar - X15/A26 - Telematics QUALCOMM IMCT DAYCAB With MVPC & PANIC BUTTON:Diagram1
LT/RH/LoneStar - X15/A26 - Telematics QUALCOMM IMCT DAYCAB With PANIC BUTTON:Diagram1
LT/RH/LoneStar - X15/A26 - Telematics QUALCOMM TMCT With PANIC BUTTON:Diagram1
LT/RH/LoneStar - X15/A26 - Vehicle Speed Control (Cruise Control) 4 - PIN:Diagram1
LT/RH/LoneStar A26/X15 - No-Idle HVAC (Espar Airtronic, Berstrom AC, Front Auto Control head):Diagram2 - No Idle Switching
LT/RH/LoneStar A26/X15 - No-Idle HVAC (Espar Airtronic, Berstrom AC, Front Manual Control head:Diagram2 - No Idle Switching

LT/RH/LoneStar X15 - Auto Start Stop Oil Temp Sensor Auto Trans:Diagram1
LT/RH/LoneStar X15 - Auto Start Stop Oil Temp Sensor Manual Trans:Diagram1
LT/RH/LoneStar X15 - Auto Start Stop with Sleeper Auto Climate / Cab Temp with Oil Temp Sensor Auto Trans:Diagram1
LT/RH/LoneStar X15 - Auto Start Stop with Sleeper Auto Climate / Cab Temp with Oil Temp Sensor Manual Trans:Diagram1
RH - X15/A26 - Headlights Halogen N/INT N/LOWW:Diagram1
RH - X15/A26 - Headlights Halogen N/INT W/LOWW:Diagram1
RH - X15/A26 - Headlights Halogen W/INT N/LOWW:Diagram1
RH - X15/A26 - Headlights Halogen W/INT W/LOWW:Diagram1
RH - X15/A26 - Headlights LED N/INT N/LOWW LT:Diagram1
RH - X15/A26 - Headlights LED N/INT W/LOWW LT:Diagram1
RH - X15/A26 - Headlights LED W/INT N/LOWW LT:Diagram1
RH - X15/A26 - Headlights LED W/INT W/LOWW LT:Diagram1

Mates MODU-LCM-A004-00-01

Name	Terminal Part Number	V-Min	Name	Wire Part Number	Wire CSA	Wire Spec	Wire Material description	Wire Color Description	Wire Length	End2 Terminal Part Number	End2 Pin Name	End2 Connector
B	-	-	-	-	-	-	-	-	-	-	-	-
C	-	-	-	-	-	-	-	-	-	-	-	-
E	-	-	ZZ50B	2645629 R1	0.35	22.0	Thin Wall XLPE Primary Cable	RED	1420.0	-	2	A02-1053
E	-	-	ZX50B	3510335 R1	0.79	18.0	Thin Wall XLPE Primary Cable	YELLOW 2	1420.0	-	A	A02-1052
H	-	-	ZX50A	3510335 R1	0.79	18.0	Thin Wall XLPE Primary Cable	YELLOW 2	1420.0	-	B	A02-1052
L	-	-	AA62	3510353 R1	0.79	18.0	Thin Wall XLPE Primary Cable	DARK BLUE	300.0	-	X	-

Name	Terminal Part Number	V-Min	Name	Wire Part Number	Wire CSA	Wire Spec	Wire Material description	Wire Color Description	Wire Length	End2 Terminal Part Number	End2 Pin Name	End2 Connect or
M	-	-	4G62DB	3510354 R1	1.16	16.0	Thin Wall XLPE Primary Cable	DARK BLUE	330.0	-	-	-
M	-	-	DA62DA	3510354 R1	1.16	16.0	Thin Wall XLPE Primary Cable	DARK BLUE	1220.0	-	-	-
M	-	-	DA62DA	3510354 R1	1.16	16.0	Thin Wall XLPE Primary Cable	DARK BLUE	1220.0	-	M	0009
M	-	-	4G62DB	3510354 R1	1.16	16.0	Thin Wall XLPE Primary Cable	DARK BLUE	330.0	-	X	-
N	-	-	DX62A	3510353 R1	0.79	18.0	Thin Wall XLPE Primary Cable	DARK BLUE	2380.0	-	31	5000A
P	-	-	AA50	3510335 R1	0.79	18.0	Thin Wall XLPE Primary Cable	YELLOW 2	1300.0	-	E11	J5-1602

Connector Name	A02-1TB1
Part Number	3722128C1
Instances	LT/RH/LoneStar - X15/A26 - Telematics (TRIPMASTER DAYCAB):Diagram1
Mates	MODU-TRIPMASTER-2035-10-04A

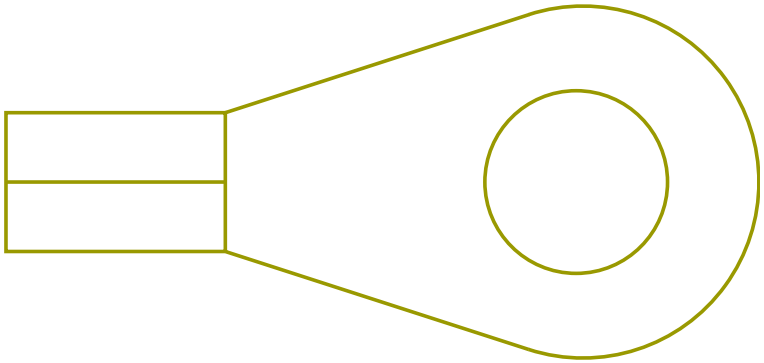

Name	Terminal Part Number	V-Min	Name	Wire Part Number	Wire CSA	Wire Spec	Wire Material description	Wire Color Description	Wire Length	End2 Terminal Part Number	End2 Pin Name	End2 Connect or
A	-	-	CF14SD	3510365 R1	0.79	18.0	Thin Wall XLPE Primary Cable	RED	4475.0	-	-	-

Connector Name	A02-1TB2
Part Number	3722128C1
Instances	LT/RH/LoneStar - X15/A26 - Telematics (TRIPMASTER DAYCAB):Diagram1
Mates	MODU-TRIPMASTER-2035-10-04A

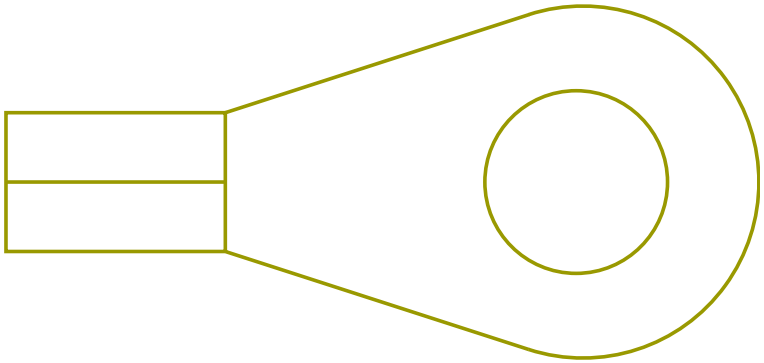

Name	Terminal Part Number	V-Min	Name	Wire Part Number	Wire CSA	Wire Spec	Wire Material description	Wire Color Description	Wire Length	End2 Terminal Part Number	End2 Pin Name	End2 Connect or
A	-	-	CF70E	3510317 R1	0.79	18.0	Thin Wall XLPE Primary Cable	ORANGE	3650.0	-	D1	1800

Connector Name	A02-1000A
Part Number	4063415C1
Instances	LT/RH/LoneStar - X15/A26 - Auxilary Gauges (Secondary):Diagram1 LT/RH/LoneStar - X15/A26 - Auxiliary Gauges (Primary):Diagram1
Mates	MODU-AUX-0004-00-04A

Name	Terminal Part Number	V-Min	Name	Wire Part Number	Wire CSA	Wire Spec	Wire Material description	Wire Color Description	Wire Length	End2 Terminal Part Number	End2 Pin Name	End2 Connect or
1	-	-	AT28A	3510328 R1	0.53	20.0	Thin Wall XLPE Primary Cable	TAN	1095.0	-	B9	A02-1500A
3	-	-	AT28B	3510328 R1	0.53	20.0	Thin Wall XLPE Primary Cable	TAN	1095.0	-	B10	A02-1500A
4	-	-	AT28C	3510328 R1	0.53	20.0	Thin Wall XLPE Primary Cable	TAN	1095.0	-	B8	A02-1500A

Connector Name	A02-1020
Part Number	4063041C1
Instances	LT/RH/LoneStar - X15/A26 - Instrument Cluster - Request and Status:Diagram1
Mates	MODU-CDC-0004-00-04A

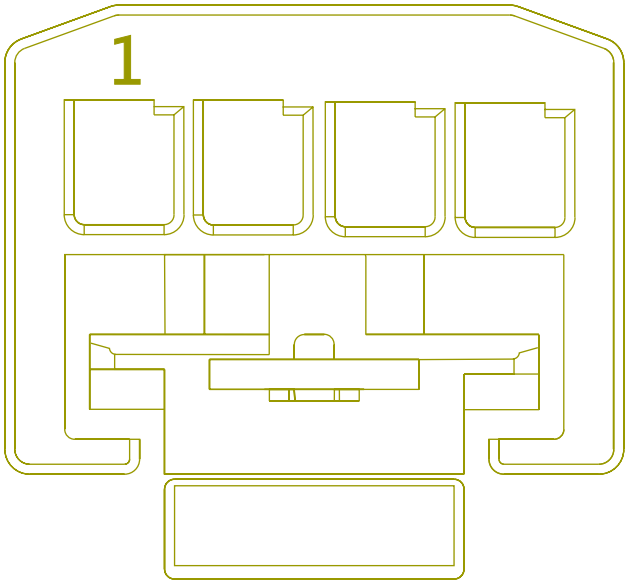

Name	Terminal Part Number	V-Min	Name	Wire Part Number	Wire CSA	Wire Spec	Wire Material description	Wire Color Description	Wire Length	End2 Terminal Part Number	End2 Pin Name	End2 Connector
1	-	-	AK28A	3510328 R1	0.53	20.0	Thin Wall XLPE Primary Cable	TAN	1160.0	-	A9	J7-1607
2	-	-	AK9CDC	3510310 R1	0.53	20.0	Thin Wall XLPE Primary Cable	GREY	835.0	-	-	-
3	-	-	AK62F	3510352 R1	0.53	20.0	Thin Wall XLPE Primary Cable	DARK BLUE	895.0	-	-	-
4	-	-	AK11-GKF	3510358 R1	0.53	20.0	Thin Wall XLPE Primary Cable	WHITE	1135.0	-	-	-

Connector Name	A02-1021
Part Number	3613769C1
Instances	LT/RH/LoneStar - X15/A26 - Panel Dimmer Splice Pack - 1021:Diagram1
Mates	SP-Panel_Dimmer-B003-10-AA



Name	Terminal Part Number	V-Min	Name	Wire Part Number	Wire CSA	Wire Spec	Wire Material description	Wire Color Description	Wire Length	End2 Terminal Part Number	End2 Pin Name	End2 Connector
1	-	-	4G62DA	3510354 R1	1.16	16.0	Thin Wall XLPE Primary Cable	DARK BLUE	890.0	-	X	-
1	-	-	DA62DA	3510354 R1	1.16	16.0	Thin Wall XLPE Primary Cable	DARK BLUE	1220.0	-	-	-
3	-	-	CD62DJ	3510352 R1	0.53	20.0	Thin Wall XLPE Primary Cable	DARK BLUE	1515.0	-	-	-
4	-	-	CS62A	3510352 R1	0.53	20.0	Thin Wall XLPE Primary Cable	DARK BLUE	1570.0	-	-	-

Name	Terminal Part Number	V-Min	Name	Wire Part Number	Wire CSA	Wire Spec	Wire Material description	Wire Color Description	Wire Length	End2 Terminal Part Number	End2 Pin Name	End2 Connector
4	-	-	YK62A	3510353 R1	0.79	18.0	Thin Wall XLPE Primary Cable	DARK BLUE	1570.0	-	-	-
5	-	-	CE62DK	3510352 R1	0.53	20.0	Thin Wall XLPE Primary Cable	DARK BLUE	1515.0	-	-	-
6	-	-	HA62DF	3510352 R1	0.53	20.0	Thin Wall XLPE Primary Cable	DARK BLUE	1580.0	-	-	-
7	-	-	XW62DG	3510352 R1	0.53	20.0	Thin Wall XLPE Primary Cable	DARK BLUE	1580.0	-	-	-
8	-	-	CN62DH	3510352 R1	0.53	20.0	Thin Wall XLPE Primary Cable	DARK BLUE	1580.0	-	-	-
8	-	-	CR62DH	3510352 R1	0.53	20.0	Thin Wall XLPE Primary Cable	DARK BLUE	1580.0	-	-	-
8	-	-	ZY62DH	3510352 R1	0.53	20.0	Thin Wall XLPE Primary Cable	DARK BLUE	1580.0	-	-	-
9	-	-	EM62DL	3510352 R1	0.53	20.0	Thin Wall XLPE Primary Cable	DARK BLUE	1530.0	-	-	-

Name	Terminal Part Number	V-Min	Name	Wire Part Number	Wire CSA	Wire Spec	Wire Material description	Wire Color Description	Wire Length	End2 Terminal Part Number	End2 Pin Name	End2 Connector
9	-	-	GN62DL	3510352 R1	0.53	20.0	Thin Wall XLPE Primary Cable	DARK BLUE	1530.0	-	-	-
9	-	-	TP62WA	3510352 R1	0.53	20.0	Thin Wall XLPE Primary Cable	DARK BLUE	0.0	-	-	-
10	-	-	DF62DD	3510353 R1	0.79	18.0	Thin Wall XLPE Primary Cable	DARK BLUE	1185.0	-	-	-
11	-	-	DK62DF	3510352 R1	0.53	20.0	Thin Wall XLPE Primary Cable	DARK BLUE	1580.0	-	-	-
12	-	-	YJ62DA	3510352 R1	0.53	20.0	Thin Wall XLPE Primary Cable	DARK BLUE	1480.0	-	-	-
13	-	-	YJ62DB	3510352 R1	0.53	20.0	Thin Wall XLPE Primary Cable	DARK BLUE	1480.0	-	-	-
14	-	-	AK62F	3510352 R1	0.53	20.0	Thin Wall XLPE Primary Cable	DARK BLUE	895.0	-	-	-

Connector Name	A02-1028
Part Number	3613769C1
Instances	LT/RH/LoneStar - X15/A26 - Marker/Park Lights Splice Pack - 1028:Diagram1
Mates	SP-MARKER_LT_SPLICE_PACK-B 0003-10-A1



Name	Terminal Part Number	V-Min	Name	Wire Part Number	Wire CSA	Wire Spec	Wire Material description	Wire Color Description	Wire Length	End2 Terminal Part Number	End2 Pin Name	End2 Connector
1	-	-	AA58TA	3510306 R1	1.16	16.0	Thin Wall XLPE Primary Cable	BROWN	1245.0	-	-	-
3	-	-	2A58	3510306 R1	1.16	16.0	Thin Wall XLPE Primary Cable	BROWN	1245.0	-	-	-
4	-	-	AA54	3510306 R1	1.16	16.0	Thin Wall XLPE Primary Cable	BROWN	1355.0	-	-	-
5	-	-	AA68A	3510305 R1	0.79	18.0	Thin Wall XLPE Primary Cable	BROWN	1325.0	-	-	-

Name	Terminal Part Number	V-Min	Name	Wire Part Number	Wire CSA	Wire Spec	Wire Material description	Wire Color Description	Wire Length	End2 Terminal Part Number	End2 Pin Name	End2 Connector
7	-	-	AA54A	3510306 R1	1.16	16.0	Thin Wall XLPE Primary Cable	BROWN	1515.0	-	-	-
8	-	-	2D58DA	3510305 R1	0.79	18.0	Thin Wall XLPE Primary Cable	BROWN	1305.0	-	-	-
11	-	-	AA58TB	3510305 R1	0.79	18.0	Thin Wall XLPE Primary Cable	BROWN	1275.0	-	-	-
13	-	-	2D58DB	3510305 R1	0.79	18.0	Thin Wall XLPE Primary Cable	BROWN	1185.0	-	-	-
14	-	-	CW58B	3510304 R1	0.53	20.0	Thin Wall XLPE Primary Cable	BROWN	1700.0	-	-	-
14	-	-	CX58B	3510304 R1	0.53	20.0	Thin Wall XLPE Primary Cable	BROWN	1700.0	-	-	-

Connector Name	A02-1030
Part Number	3700745C1
Instances	LT/RH/LoneStar - X15/A26 - Front Turn Signal & Back-Up Light Splice Packs - 1030 & 1040:Diagram1
Mates	SP-TURN_LT_SPLICE_PACK-B00 4-10-AA

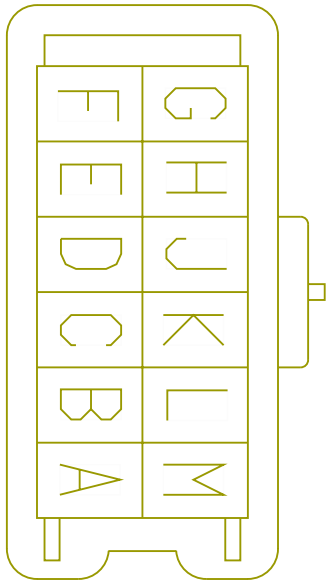

Name	Terminal Part Number	V-Min	Name	Wire Part Number	Wire CSA	Wire Spec	Wire Material description	Wire Color Description	Wire Length	End2 Terminal Part Number	End2 Pin Name	End2 Connector
A	-	-	ZF56AAA	2645577 R1	0.79	18A	Thin Wall XLPE Primary Cable	ORANGE	685.0	-	-	-
B	-	-	2C56D	3510317 R1	0.79	18.0	Thin Wall XLPE Primary Cable	ORANGE	685.0	-	-	-
D	-	-	AA56C	3510318 R1	1.16	16.0	Thin Wall XLPE Primary Cable	ORANGE	735.0	-	-	-
E	-	-	AA56F	3510318 R1	1.16	16.0	Thin Wall XLPE Primary Cable	ORANGE	625.0	-	-	-

Name	Terminal Part Number	V-Min	Name	Wire Part Number	Wire CSA	Wire Spec	Wire Material description	Wire Color Description	Wire Length	End2 Terminal Part Number	End2 Pin Name	End2 Connector
F	-	-	AA56G	3510318 R1	1.16	16.0	Thin Wall XLPE Primary Cable	ORANGE	625.0	-	-	-
G	-	-	AA57A	3510318 R1	1.16	16.0	Thin Wall XLPE Primary Cable	ORANGE	2375.0	-	-	-
H	-	-	AA57	3510318 R1	1.16	16.0	Thin Wall XLPE Primary Cable	ORANGE	625.0	-	-	-
J	-	-	AA57F	3510318 R1	1.16	16.0	Thin Wall XLPE Primary Cable	ORANGE	735.0	-	-	-
K	-	-	PA57BA	3510318 R1	1.16	16.0	Thin Wall XLPE Primary Cable	ORANGE	2375.0	-	-	-
L	-	-	2C57B	3510317 R1	0.79	18.0	Thin Wall XLPE Primary Cable	ORANGE	2045.0	-	-	-
M	-	-	ZF57AAA	3510316 R1	0.53	20.0	Thin Wall XLPE Primary Cable	ORANGE	685.0	-	-	-
M	-	-	ZD57AAA	3510316 R1	0.53	20.0	Thin Wall XLPE Primary Cable	ORANGE	1975.0	-	-	-

Connector Name	A02-1040
Part Number	3601838C1
Instances	LT/RH/LoneStar - X15/A26 - Front Turn Signal & Back-Up Light Splice Packs - 1030 & 1040:Diagram1
Mates	SP-REAR-BACKUP_LT_SPLICE_P ACK-B004-10-AB

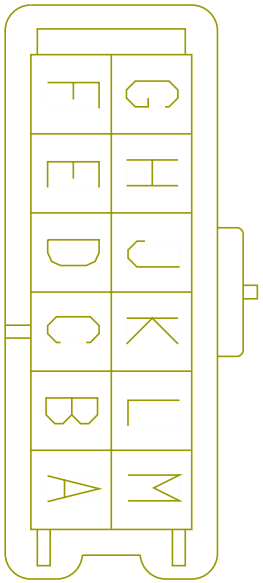

Name	Terminal Part Number	V-Min	Name	Wire Part Number	Wire CSA	Wire Spec	Wire Material description	Wire Color Description	Wire Length	End2 Terminal Part Number	End2 Pin Name	End2 Connect or
A	-	-	3T71BA	3510318 R1	1.16	16.0	Thin Wall XLPE Primary Cable	ORANGE	1715.0	-	-	-
A	-	-	BJ71BA	3510318 R1	1.16	16.0	Thin Wall XLPE Primary Cable	ORANGE	1715.0	-	-	-
A	-	-	BK71B	3510318 R1	1.16	16.0	Thin Wall XLPE Primary Cable	ORANGE	660.0	-	-	-
A	-	-	GM71BA	3510318 R1	1.16	16.0	Thin Wall XLPE Primary Cable	ORANGE	660.0	-	-	-

Name	Terminal Part Number	V-Min	Name	Wire Part Number	Wire CSA	Wire Spec	Wire Material description	Wire Color Description	Wire Length	End2 Terminal Part Number	End2 Pin Name	End2 Connector
A	-	-	BP71B	3510318 R1	1.16	16.0	Thin Wall XLPE Primary Cable	ORANGE	2325.0	-	-	-
A	-	-	EY71BD	3510318 R1	1.16	16.0	Thin Wall XLPE Primary Cable	ORANGE	1420.0	-	X	-
B	-	-	3T71BC	3510318 R1	1.16	16.0	Thin Wall XLPE Primary Cable	ORANGE	655.0	-	-	-
B	-	-	BJ71BC	3510318 R1	1.16	16.0	Thin Wall XLPE Primary Cable	ORANGE	655.0	-	-	-
B	-	-	BK71BA	3510318 R1	1.16	16.0	Thin Wall XLPE Primary Cable	ORANGE	655.0	-	-	-
B	-	-	BP71BA	3510318 R1	1.16	16.0	Thin Wall XLPE Primary Cable	ORANGE	655.0	-	-	-
B	-	-	EY71BE	3510318 R1	1.16	16.0	Thin Wall XLPE Primary Cable	ORANGE	655.0	-	-	-
B	-	-	GM71BE	3510318 R1	1.16	16.0	Thin Wall XLPE Primary Cable	ORANGE	655.0	-	-	-

Name	Terminal Part Number	V-Min	Name	Wire Part Number	Wire CSA	Wire Spec	Wire Material description	Wire Color Description	Wire Length	End2 Terminal Part Number	End2 Pin Name	End2 Connector
C	-	-	BL71BB	3510342 R1	1.16	16.0	Thin Wall XLPE Primary Cable	LIGHT BLUE	575.0	-	-	-
D	-	-	AA56A	3510318 R1	1.16	16.0	Thin Wall XLPE Primary Cable	ORANGE	635.0	-	-	-
D	-	-	1A56A	-	0.0	16.0	-	ORANGE	0.0	-	-	-
E	-	-	AA56AB	3510318 R1	1.16	16.0	Thin Wall XLPE Primary Cable	ORANGE	619.0	-	-	-
F	-	-	BL56BC	3510336 R1	1.16	16.0	Thin Wall XLPE Primary Cable	YELLOW 2	575.0	-	-	-
G	-	-	AA57C	3510318 R1	1.16	16.0	Thin Wall XLPE Primary Cable	ORANGE	635.0	-	-	-
G	-	-	1A57C	-	0.0	16.0	-	ORANGE	0.0	-	-	-
H	-	-	AA57CA	3510318 R1	1.16	16.0	Thin Wall XLPE Primary Cable	ORANGE	624.0	-	-	-
J	-	-	BL57BC	3510300 R1	1.16	16.0	Thin Wall XLPE Primary Cable	LIGHT GREEN	575.0	-	-	-

Connector Name	A02-1050
Part Number	1661259C1
Instances	LoneStar - X15 - Adaptive Cruise Control (Bendix - Fusion W/O DIU & N/ Safety Direct & Tweeters):Diagram1 LoneStar - X15 - Adaptive Cruise Control (Bendix - Fusion W/O DIU & W/ Safety Direct & W/ Tweeters):Diagram1 LT/RH - X15/A26 - Adaptive Cruise Control (Bendix - Fusion W/O DIU & N/ Safety Direct & Tweeters):Diagram1 LT/RH - X15/A26 - Adaptive Cruise Control (Bendix - Fusion W/O DIU & W/ Safety Direct & W/ Tweeters):Diagram1 LT/RH LoneStar - X15/A26 - Speakers:Speakers N/BT W/AMP N/QC:Diagram1 LT/RH LoneStar - X15/A26 - Speakers:Speakers W/BT W/AMP N/QC:Diagram1
Mates	SPKR-RIGHT_TWEETER-2058-01A

Name	Terminal Part Number	V-Min	Name	Wire Part Number	Wire CSA	Wire Spec	Wire Material description	Wire Color Description	Wire Length	End2 Terminal Part Number	End2 Pin Name	End2 Connector
A	-	-	LR86AT	3510299 R1	0.79	18.0	Thin Wall XLPE Primary Cable	LIGHT GREEN	2005.0	-	8	2000
A	-	-	MX86AT	3510299 R1	0.79	18.0	Thin Wall XLPE Primary Cable	LIGHT GREEN	3480.0	-	H	5011M
B	-	-	LR86AU	3510299 R1	0.79	18.0	Thin Wall XLPE Primary Cable	LIGHT GREEN	1500.0	-	X	-
B	-	-	MX86AU	3510299 R1	0.79	18.0	Thin Wall XLPE Primary Cable	LIGHT GREEN	3480.0	-	J	5011M

Connector Name	A02-1051
Part Number	1661259C1
Instances	LT/RH - X15/A26 - Adaptive Cruise Control (Bendix - Fusion W/ O DIU & N/ Safety Direct & Tweeters):Diagram1 LT/RH - X15/A26 - Adaptive Cruise Control (Bendix - Fusion W/ O DIU & W/ Safety Direct & W/ Tweeters):Diagram1 LT/RH LoneStar - X15/A26 - Speakers:Speakers N/BT W/AMP N/QC:Diagram1 LT/RH LoneStar - X15/A26 - Speakers:Speakers W/BT W/AMP N/QC:Diagram1
Mates	SPKR-LEFT_TWEETER-2058-01A

Name	Terminal Part Number	V-Min	Name	Wire Part Number	Wire CSA	Wire Spec	Wire Material description	Wire Color Description	Wire Length	End2 Terminal Part Number	End2 Pin Name	End2 Connect or
A	-	-	MX86AR	3510299 R1	0.79	18.0	Thin Wall XLPE Primary Cable	LIGHT GREEN	2340.0	-	F	5011M
A	-	-	LR86AR	3510299 R1	0.79	18.0	Thin Wall XLPE Primary Cable	LIGHT GREEN	865.0	-	7	2000
B	-	-	MX86AS	3510299 R1	0.79	18.0	Thin Wall XLPE Primary Cable	LIGHT GREEN	2340.0	-	G	5011M
B	-	-	LR86AS	3510299 R1	0.79	18.0	Thin Wall XLPE Primary Cable	LIGHT GREEN	360.0	-	X	-

Connector Name	A02-1052
Part Number	1661259C1
Instances	LT/RH/LoneStar - X15/A26 - Automatic Lighting (Single Sensor Twilight):Diagram1
Mates	SNSR-AMB_LT-1018-01-02A

Name	Terminal Part Number	V-Min	Name	Wire Part Number	Wire CSA	Wire Spec	Wire Material description	Wire Color Description	Wire Length	End2 Terminal Part Number	End2 Pin Name	End2 Connect or
A	-	-	ZX50B	3510335 R1	0.79	18.0	Thin Wall XLPE Primary Cable	YELLOW 2	1420.0	-	E	A02-0009
B	-	-	ZX50A	3510335 R1	0.79	18.0	Thin Wall XLPE Primary Cable	YELLOW 2	1420.0	-	H	A02-0009

Connector Name	A02-1053
Part Number	4116776C1
Instances	LT/RH - 2021 A26 - Heating Ventilation & Air Conditioning (HVAC) (Auto Control head W/PT Transducer N/Low Pressure SW):Diagram3 - Sensors LT/RH/LoneStar - X15/A26 - Automatic Lighting (Dual Sensor Solar/Twilight):Diagram1 LT/RH/LoneStar X15 - Heating Ventilation & Air Conditioning (HVAC) Auto Temp Control:Diagram3 - Sensors
Mates	DEV-SENSOR_SUN_LOAD_TWILIG HT-01

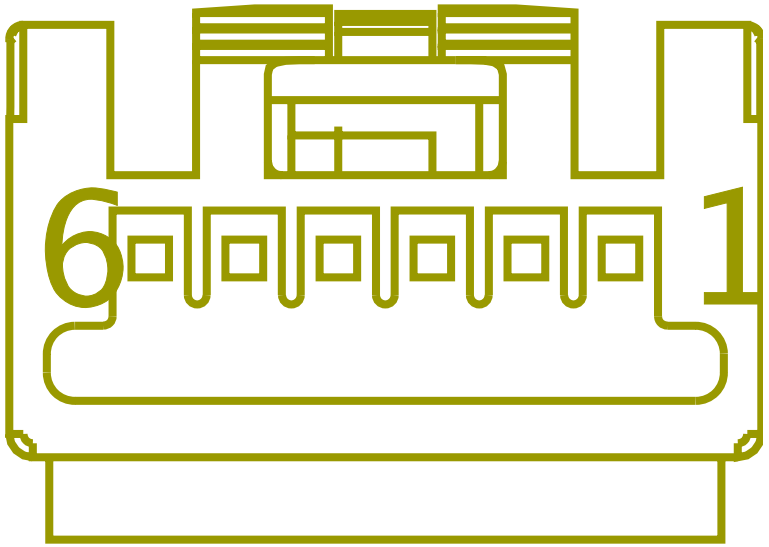

Name	Terminal Part Number	V-Min	Name	Wire Part Number	Wire CSA	Wire Spec	Wire Material description	Wire Color Description	Wire Length	End2 Terminal Part Number	End2 Pin Name	End2 Connector
1	-	-	2E75D	2645643 R1	0.35	22.0	Thin Wall XLPE Primary Cable	LIGHT GREEN	2725.0	-	4	A01-1200A
1	-	-	2E75D	2645643 R1	0.35	22.0	Thin Wall XLPE Primary Cable	LIGHT GREEN	2725.0	-	4	A02_1200A
2	-	-	ZZ50B	2645629 R1	0.35	22.0	Thin Wall XLPE Primary Cable	RED	1420.0	-	E	A02-0009
3	-	-	ZZ14SUN	2645629 R1	0.35	22.0	Thin Wall XLPE Primary Cable	RED	2485.0	-	-	-

Name	Terminal Part Number	V-Min	Name	Wire Part Number	Wire CSA	Wire Spec	Wire Material description	Wire Color Description	Wire Length	End2 Terminal Part Number	End2 Pin Name	End2 Connector
4	-	-	ZZ50A	2645625 R1	0.35	22.0	Thin Wall XLPE Primary Cable	YELLOW 2	2080.0	-	-	-
5	-	-	2E75D-G	2645643 R1	0.35	22.0	Thin Wall XLPE Primary Cable	LIGHT GREEN	2725.0	-	3	A01-1200A
5	-	-	2E75D-G	2645643 R1	0.35	22.0	Thin Wall XLPE Primary Cable	LIGHT GREEN	2725.0	-	3	A02_1200A

Connector Name	A02-1100
Part Number	3546518C1
Instances	LT/RH/LoneStar - X15/A26 - Key Switch (Operator Input):Diagram1
Mates	SW-KEY-5039-01-01A

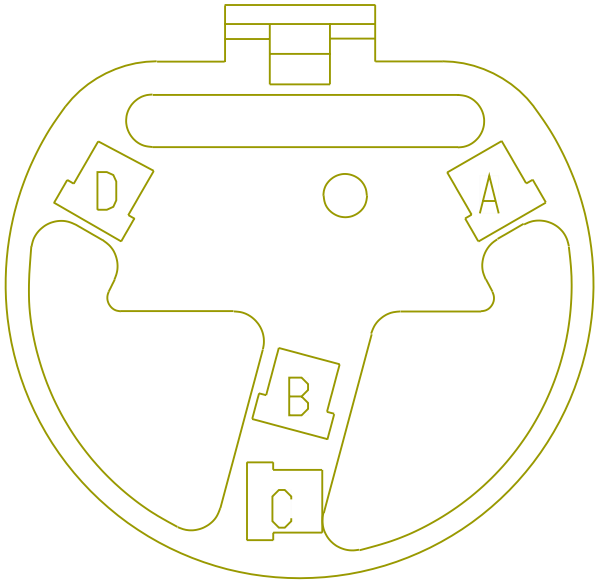

Name	Terminal Part Number	V-Min	Name	Wire Part Number	Wire CSA	Wire Spec	Wire Material description	Wire Color Description	Wire Length	End2 Terminal Part Number	End2 Pin Name	End2 Connector
A	-	-	AA15	3510365 R1	0.79	18.0	Thin Wall XLPE Primary Cable	RED	1540.0	-	-	-
B	-	-	ND17HA	3510324 R1	1.16	16.0	Thin Wall XLPE Primary Cable	PINK	1615.0	-	S	J6-1606
B	-	-	NE17H	3510323 R1	0.79	18.0	Thin Wall XLPE Primary Cable	PINK	1615.0	-	S	J6-1606
C	-	-	AA149	3510311 R1	0.79	18.0	Thin Wall XLPE Primary Cable	GREY	1455.0	-	A1	J3-1600

Name	Terminal Part Number	V-Min	Name	Wire Part Number	Wire CSA	Wire Spec	Wire Material description	Wire Color Description	Wire Length	End2 Terminal Part Number	End2 Pin Name	End2 Connect or
D	-	-	AA149F	3510311 R1	0.79	18.0	Thin Wall XLPE Primary Cable	GREY	1455.0	-	A16	J3-1600

Connector Name	A02-1101M
Part Number	3522071C1
Instances	LT/RH/LoneStar - X15/A26 - Multiplexed Switch Pack (Primary Switch):Diagram1
Mates	SW-J1939_PACK-0009-00-02A

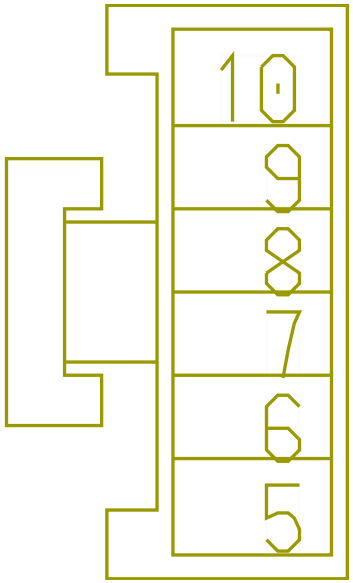

Name	Terminal Part Number	V-Min	Name	Wire Part Number	Wire CSA	Wire Spec	Wire Material description	Wire Color Description	Wire Length	End2 Terminal Part Number	End2 Pin Name	End2 Connect or
5	-	-	-	-	-	-	-	-	-	-	-	-
6	-	-	-	-	-	-	-	-	-	-	-	-
8	-	-	AA11-GKD	3510359 R1	0.79	18.0	Thin Wall XLPE Primary Cable	WHITE	1380.0	-	-	-
10	-	-	2G14MUX	3510365 R1	0.79	18.0	Thin Wall XLPE Primary Cable	RED	965.0	-	X	-

Connector Name	A02-1111M
Part Number	3928059C1
Instances	LT/RH/LoneStar - X15/A26 - Telematics (OMNIVISION W/ J1939 & PANIC BUTTON):Diagram1 LT/RH/LoneStar - X15/A26 - Telematics (OMNIVISION W/ J1939 & PANIC BUTTON):Diagram2 LT/RH/LoneStar - X15/A26 - Telematics QUALCOMM IMCT DAYCAB With MVPC & PANIC BUTTON:Diagram1 LT/RH/LoneStar - X15/A26 - Telematics QUALCOMM IMCT DAYCAB With PANIC BUTTON:Diagram1 LT/RH/LoneStar - X15/A26 - Telematics QUALCOMM IMCT DAYCAB With PANIC BUTTON:Diagram2 LT/RH/LoneStar - X15/A26 - Telematics QUALCOMM TMCT With PANIC BUTTON:Diagram1
Mates	SW-PANIC_BUTTON-2035-01-05B



Name	Terminal Part Number	V-Min	Name	Wire Part Number	Wire CSA	Wire Spec	Wire Material description	Wire Color Description	Wire Length	End2 Terminal Part Number	End2 Pin Name	End2 Connector
2	-	-	CR11-GBC	3510358 R1	0.53	20.0	Thin Wall XLPE Primary Cable	WHITE	1615.0	-	X	-
2	-	-	CN11-GBC	3510358 R1	0.53	20.0	Thin Wall XLPE Primary Cable	WHITE	1615.0	-	X	-
2	-	-	ZY11-GBC	3510358 R1	0.53	20.0	Thin Wall XLPE Primary Cable	WHITE	1615.0	-	X	-
4	-	-	CN98J	3510293 R1	0.79	18.0	Thin Wall XLPE Primary Cable	BLACK	3390.0	-	A	A02-1921

Name	Terminal Part Number	V-Min	Name	Wire Part Number	Wire CSA	Wire Spec	Wire Material description	Wire Color Description	Wire Length	End2 Terminal Part Number	End2 Pin Name	End2 Connector
4	-	-	CR98J	3510293 R1	0.79	18.0	Thin Wall XLPE Primary Cable	BLACK	4120.0	-	F	1970
4	-	-	ZY98J	3510293 R1	0.79	18.0	Thin Wall XLPE Primary Cable	BLACK	3390.0	-	B	A02-1924
11	-	-	CR11-GBD	3510358 R1	0.53	20.0	Thin Wall XLPE Primary Cable	WHITE	1615.0	-	X	-
11	-	-	CN11-GBD	3510358 R1	0.53	20.0	Thin Wall XLPE Primary Cable	WHITE	1615.0	-	X	-
11	-	-	ZY11-GBD	3510358 R1	0.53	20.0	Thin Wall XLPE Primary Cable	WHITE	1615.0	-	X	-
12	-	-	CN62DH	3510352 R1	0.53	20.0	Thin Wall XLPE Primary Cable	DARK BLUE	1580.0	-	-	-
12	-	-	CR62DH	3510352 R1	0.53	20.0	Thin Wall XLPE Primary Cable	DARK BLUE	1580.0	-	-	-
12	-	-	ZY62DH	3510352 R1	0.53	20.0	Thin Wall XLPE Primary Cable	DARK BLUE	1580.0	-	-	-

Connector Name	A02-1112M
Part Number	3928059C1
Instances	LT/RH/LoneStar - X15/A26 - Cabinet Refrigerator W/ Relay:Diagram1 LT/RH/LoneStar - X15/A26 - Dual Aux Switch:Diagram1-Combination1 LT/RH/LoneStar - X15/A26 - Single Aux Switch:Diagram1
Mates	Vehicle Accessory



Name	Terminal Part Number	V-Min	Name	Wire Part Number	Wire CSA	Wire Spec	Wire Material description	Wire Color Description	Wire Length	End2 Terminal Part Number	End2 Pin Name	End2 Connector
2	-	-	CD14SA	3510364 R1	0.53	20.0	Thin Wall XLPE Primary Cable	RED	1145.0	-	-	-
2	-	-	CE14SA	3510364 R1	0.53	20.0	Thin Wall XLPE Primary Cable	RED	215.0	-	X	-
4	-	-	CD14SAA	3510365 R1	0.79	18.0	Thin Wall XLPE Primary Cable	RED	0.0	-	10	A02-1112M
4	-	-	CD14SAB	3510365 R1	0.79	18.0	Thin Wall XLPE Primary Cable	RED	1055.0	-	R2-85	1013

Name	Terminal Part Number	V-Min	Name	Wire Part Number	Wire CSA	Wire Spec	Wire Material description	Wire Color Description	Wire Length	End2 Terminal Part Number	End2 Pin Name	End2 Connector
4	-	-	CE14SAB	3510365 R1	0.79	18.0	Thin Wall XLPE Primary Cable	RED	1055.0	-	R2-85	1013
4	-	-	CE14SAA	3510365 R1	0.79	18.0	Thin Wall XLPE Primary Cable	RED	100.0	-	10	A02-111 2M
9	-	-	CD14-GSA	3510358 R1	0.53	20.0	Thin Wall XLPE Primary Cable	WHITE	485.0	-	X	-
9	-	-	CE14-GSA	3510358 R1	0.53	20.0	Thin Wall XLPE Primary Cable	WHITE	485.0	-	X	-
10	-	-	CD14SAA	3510365 R1	0.79	18.0	Thin Wall XLPE Primary Cable	RED	0.0	-	4	A02-111 2M
10	-	-	CE14SAA	3510365 R1	0.79	18.0	Thin Wall XLPE Primary Cable	RED	100.0	-	4	A02-111 2M
11	-	-	CD62-GAJ	3510358 R1	0.53	20.0	Thin Wall XLPE Primary Cable	WHITE	485.0	-	X	-
11	-	-	CE62-GA	3510358 R1	0.53	20.0	Thin Wall XLPE Primary Cable	WHITE	485.0	-	X	-
12	-	-	CD62DJ	3510352 R1	0.53	20.0	Thin Wall XLPE Primary Cable	DARK BLUE	1515.0	-	-	-

Connector Name	A02-1112
Part Number	1661260C1
Instances	LT/RH/LoneStar - X15/A26 - Seatbelt Reminder (Warning) (Driver & Passenger in parallel):Diagram1 LT/RH/LoneStar - X15/A26 - Seatbelt Reminder (Warning) (Driver only):Diagram1
Mates	SW-SEATBELT-2017-03-01A



Name	Terminal Part Number	V-Min	Name	Wire Part Number	Wire CSA	Wire Spec	Wire Material description	Wire Color Description	Wire Length	End2 Terminal Part Number	End2 Pin Name	End2 Connect or
A	-	-	FU79B	2643673 R1	0.79	18.0	Std. Wall XLPE Primary Cable	GREY	930.0	-	X	-
A	-	-	JZ79A	3510311 R1	0.79	18.0	Thin Wall XLPE Primary Cable	GREY	3310.0	-	A2	J3-1600
B	-	-	FU9BC	2643673 R1	0.79	18.0	Std. Wall XLPE Primary Cable	GREY	900.0	-	X	-
B	-	-	JZ9BB	3510311 R1	0.79	18.0	Thin Wall XLPE Primary Cable	GREY	4590.0	-	-	-

Connector Name	A02-1113M
Part Number	3928059C1
Instances	LT/RH/LoneStar - X15/A26 - Dual Aux Switch:Diagram1-Combination1 LT/RH/LoneStar - X15/A26 - Single Aux Switch:Diagram2
Mates	SW-ACC_SPARE2-2055-02-01A- A01-1113M



Name	Terminal Part Number	V-Min	Name	Wire Part Number	Wire CSA	Wire Spec	Wire Material description	Wire Color Description	Wire Length	End2 Terminal Part Number	End2 Pin Name	End2 Connect or
2	-	-	CE14SB	3510364 R1	0.53	20.0	Thin Wall XLPE Primary Cable	RED	215.0	-	X	-
4	-	-	CE14SBA	3510365 R1	0.79	18.0	Thin Wall XLPE Primary Cable	RED	100.0	-	10	A02-1113M
4	-	-	CE14SBB	3510365 R1	0.79	18.0	Thin Wall XLPE Primary Cable	RED	1055.0	-	R5-85	1013
9	-	-	CE14-GSC	3510358 R1	0.53	20.0	Thin Wall XLPE Primary Cable	WHITE	485.0	-	X	-

Name	Terminal Part Number	V-Min	Name	Wire Part Number	Wire CSA	Wire Spec	Wire Material description	Wire Color Description	Wire Length	End2 Terminal Part Number	End2 Pin Name	End2 Connect or
10	-	-	CE14SBA	3510365 R1	0.79	18.0	Thin Wall XLPE Primary Cable	RED	100.0	-	4	A02-111 3M
11	-	-	CE62-GB	3510358 R1	0.53	20.0	Thin Wall XLPE Primary Cable	WHITE	485.0	-	X	-
12	-	-	CE62DK	3510352 R1	0.53	20.0	Thin Wall XLPE Primary Cable	DARK BLUE	1515.0	-	-	-

Connector Name	A02-1113
Part Number	1661260C1
Instances	LT/RH/LoneStar - X15/A26 - Seatbelt Reminder (Warning) (Driver & Passenger in parallel):Diagram1
Mates	SW-SEATBELT-2017-03-01B



Name	Terminal Part Number	V-Min	Name	Wire Part Number	Wire CSA	Wire Spec	Wire Material description	Wire Color Description	Wire Length	End2 Terminal Part Number	End2 Pin Name	End2 Connect or
A	-	-	FU79C	2643673 R1	0.79	18.0	Std. Wall XLPE Primary Cable	GREY	1630.0	-	X	-
B	-	-	FU9BD	2643673 R1	0.79	18.0	Std. Wall XLPE Primary Cable	GREY	1600.0	-	X	-

Connector Name	A02-1116M
Part Number	3928059C1
Instances	LT/RH/LoneStar - X15/A26 - No Idle HVAC - TRI-PAC Prewire:Diagram1
Mates	SW-TRIPAC-01



Name	Terminal Part Number	V-Min	Name	Wire Part Number	Wire CSA	Wire Spec	Wire Material description	Wire Color Description	Wire Length	End2 Terminal Part Number	End2 Pin Name	End2 Connect or
1	-	-	DK14TRIA	3510366 R1	1.16	16.0	Thin Wall XLPE Primary Cable	RED	1062.0	-	4	1017
2	-	-	DK77SBY	2643678 R1	1.16	16.0	Std. Wall XLPE Primary Cable	LIGHT GREEN	3390.0	-	B	5754
4	-	-	DK13TRIA	2643752 R1	1.16	16.0	Std. Wall XLPE Primary Cable	PINK	275.0	-	B	5757
11	-	-	DK62-GBN	3510358 R1	0.53	20.0	Thin Wall XLPE Primary Cable	WHITE	675.0	-	-	-

Name	Terminal Part Number	V-Min	Name	Wire Part Number	Wire CSA	Wire Spec	Wire Material description	Wire Color Description	Wire Length	End2 Terminal Part Number	End2 Pin Name	End2 Connector
12	-	-	DK62DF	3510352 R1	0.53	20.0	Thin Wall XLPE Primary Cable	DARK BLUE	1580.0	-	-	-

Connector Name	A02-1117M
Part Number	3928059C1
Instances	LT/RH/LoneStar - X15/A26 - Beacon/Strobe Light:Diagram1 LT/RH/LoneStar - X15/A26 - Beacon/Strobe Light:Diagram2
Mates	SW-BEACON_LIGHT-01



Name	Terminal Part Number	V-Min	Name	Wire Part Number	Wire CSA	Wire Spec	Wire Material description	Wire Color Description	Wire Length	End2 Terminal Part Number	End2 Pin Name	End2 Connector
2	-	-	EM13BL1	3510322 R1	0.53	20.0	Thin Wall XLPE Primary Cable	PINK	1000.0	-	-	-
2	-	-	GN13BL1	3510322 R1	0.53	20.0	Thin Wall XLPE Primary Cable	PINK	1000.0	-	-	-
4	-	-	EM13BL2	3510323 R1	0.79	18.0	Thin Wall XLPE Primary Cable	PINK	0.0	-	10	A02-1117M
4	-	-	EM13BLT	3510323 R1	0.79	18.0	Thin Wall XLPE Primary Cable	PINK	1070.0	-	R1 - 85	1013

Name	Terminal Part Number	V-Min	Name	Wire Part Number	Wire CSA	Wire Spec	Wire Material description	Wire Color Description	Wire Length	End2 Terminal Part Number	End2 Pin Name	End2 Connector
4	-	-	GN13BL2	3510323 R1	0.79	18.0	Thin Wall XLPE Primary Cable	PINK	0.0	-	10	A02-111 7M
4	-	-	GN13BLT	3510323 R1	0.79	18.0	Thin Wall XLPE Primary Cable	PINK	1070.0	-	R1 - 85	1013
9	-	-	GN13-GBL	3510358 R1	0.53	20.0	Thin Wall XLPE Primary Cable	WHITE	1160.0	-	X	-
9	-	-	EM13-GBL	3510358 R1	0.53	20.0	Thin Wall XLPE Primary Cable	WHITE	1160.0	-	X	-
10	-	-	EM13BL2	3510323 R1	0.79	18.0	Thin Wall XLPE Primary Cable	PINK	0.0	-	4	A02-111 7M
10	-	-	GN13BL2	3510323 R1	0.79	18.0	Thin Wall XLPE Primary Cable	PINK	0.0	-	4	A02-111 7M
11	-	-	EM62-GDL	3510358 R1	0.53	20.0	Thin Wall XLPE Primary Cable	WHITE	1160.0	-	X	-
11	-	-	GN62-GDL	3510358 R1	0.53	20.0	Thin Wall XLPE Primary Cable	WHITE	1160.0	-	X	-

Name	Terminal Part Number	V-Min	Name	Wire Part Number	Wire CSA	Wire Spec	Wire Material description	Wire Color Description	Wire Length	End2 Terminal Part Number	End2 Pin Name	End2 Connector
12	-	-	GN62DL	3510352 R1	0.53	20.0	Thin Wall XLPE Primary Cable	DARK BLUE	1530.0	-	-	-
12	-	-	EM62DL	3510352 R1	0.53	20.0	Thin Wall XLPE Primary Cable	DARK BLUE	1530.0	-	-	-

Connector Name	A02-1127R
Part Number	1667741C1
Instances	Airbag (Driver Seat and Passenger Seat):Diagram1 - Driver Airbag (Driver Seat Only):Diagram1 LT/RH/LoneStar - X15/A26 - Seats (RolTek) Drivers Seat Only (Hard Wired) - Leather:Diagram1 LT/RH/LoneStar - X15/A26 - Seats (RolTek) Drivers Seat Only (Hard Wired) - Mordura:Diagram1 LT/RH/LoneStar - X15/A26 - Seats (RolTek) Drivers Seat Only (Hard Wired) - Vinyl:Diagram1
Mates	DEV-RESISTOR_390_OHM_2W-01

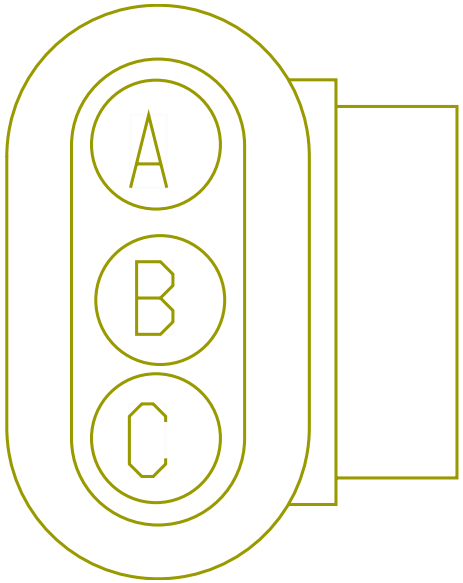

Name	Terminal Part Number	V-Min	Name	Wire Part Number	Wire CSA	Wire Spec	Wire Material description	Wire Color Description	Wire Length	End2 Terminal Part Number	End2 Pin Name	End2 Connector
A	-	-	12L13BD	-	0.0	18.0	-	PINK	0.0	-	X	-
A	-	-	5E13BD	3510323 R1	0.79	18.0	Thin Wall XLPE Primary Cable	PINK	0.0	-	X	-
C	-	-	12L179B	-	0.0	18.0	-	WHITE	0.0	-	1	-
C	-	-	5E179B	3510359 R1	0.79	18.0	Thin Wall XLPE Primary Cable	WHITE	0.0	-	1	-

Connector Name	A02-1200F
Part Number	4116508C1
Instances	LT/RH - 2021 A26 - Heating Ventilation & Air Conditioning (HVAC) (Auto Control head W/PT Transducer N/Low Pressure SW):Diagram3 - Sensors LT/RH/LoneStar X15 - Heating Ventilation & Air Conditioning (HVAC) Auto Temp Control:Diagram3 - Sensors
Mates	DEV-ITOS_SNSR-01

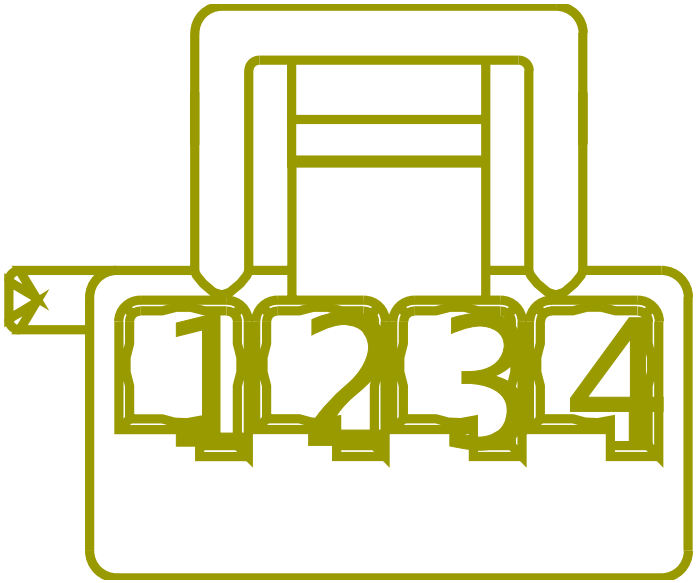

Name	Terminal Part Number	V-Min	Name	Wire Part Number	Wire CSA	Wire Spec	Wire Material description	Wire Color Description	Wire Length	End2 Terminal Part Number	End2 Pin Name	End2 Connector
1	-	-	2E75TS2	3510298 R1	0.53	20.0	Thin Wall XLPE Primary Cable	LIGHT GREEN	1780.0	-	15	A01-1200A
1	-	-	2E75TS2	3510298 R1	0.53	20.0	Thin Wall XLPE Primary Cable	LIGHT GREEN	1780.0	-	15	A02_1200A
2	-	-	2E75TS1	3510298 R1	0.53	20.0	Thin Wall XLPE Primary Cable	LIGHT GREEN	1780.0	-	14	A01-1200A
2	-	-	2E75TS1	3510298 R1	0.53	20.0	Thin Wall XLPE Primary Cable	LIGHT GREEN	1780.0	-	14	A02_1200A

Name	Terminal Part Number	V-Min	Name	Wire Part Number	Wire CSA	Wire Spec	Wire Material description	Wire Color Description	Wire Length	End2 Terminal Part Number	End2 Pin Name	End2 Connector
3	-	-	2E75TS4	3510298 R1	0.53	20.0	Thin Wall XLPE Primary Cable	LIGHT GREEN	1780.0	-	17	A01-1200A
3	-	-	2E75TS4	3510298 R1	0.53	20.0	Thin Wall XLPE Primary Cable	LIGHT GREEN	1780.0	-	17	A02_1200A
4	-	-	2E75TS3	3510298 R1	0.53	20.0	Thin Wall XLPE Primary Cable	LIGHT GREEN	1780.0	-	16	A01-1200A
4	-	-	2E75TS3	3510298 R1	0.53	20.0	Thin Wall XLPE Primary Cable	LIGHT GREEN	1780.0	-	16	A02_1200A

Connector Name	A02-1202
Part Number	3767197C1
Instances	LT/RH/LoneStar - X15/A26 - Hazard Warning (CA 2.0):Diagram1
Mates	SW-HAZARD-01

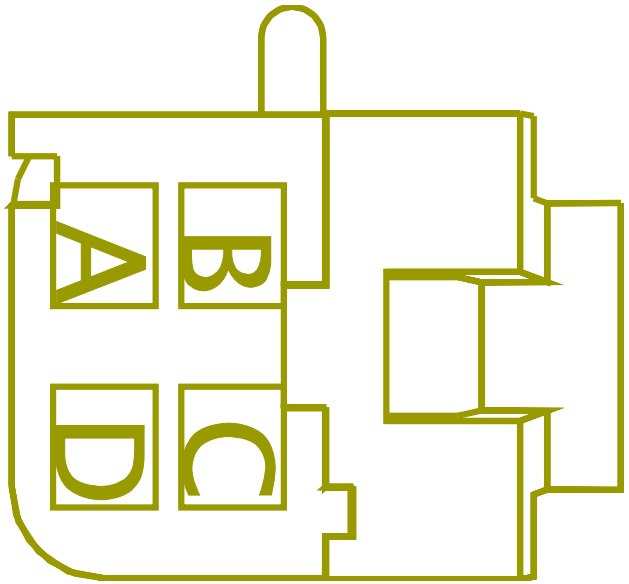

Name	Terminal Part Number	V-Min	Name	Wire Part Number	Wire CSA	Wire Spec	Wire Material description	Wire Color Description	Wire Length	End2 Terminal Part Number	End2 Pin Name	End2 Connector
A	-	-	AA60-G	3510359 R1	0.79	18.0	Thin Wall XLPE Primary Cable	WHITE	1300.0	-	-	-
B	-	-	AA60C	3510317 R1	0.79	18.0	Thin Wall XLPE Primary Cable	ORANGE	1700.0	-	X	-
C	-	-	AA60A	3510317 R1	0.79	18.0	Thin Wall XLPE Primary Cable	ORANGE	2185.0	-	A6	J7-1607
D	-	-	AA60B	3510317 R1	0.79	18.0	Thin Wall XLPE Primary Cable	ORANGE	2320.0	-	X	-

Connector Name A02-1300

Part Number 3597143C1

Instances LT/RH - X15/A26 - Radio N/ Sterring Wheel Pod N/ Remote:Diagram1
LT/RH - X15/A26 - Radio W/Steering Wheel Pod N/ Remote:Diagram1
LT/RH LoneStar - X15/A26 - Speakers:Four Speakers N/BT N/ QC:Diagram1-Day Cab
LT/RH LoneStar - X15/A26 - Speakers:Four Speakers N/BT N/ QC:Diagram2-Sleeper
LT/RH LoneStar - X15/A26 - Speakers:Four Speakers N/BT W/ QC:Diagram1-Day Cab
LT/RH LoneStar - X15/A26 - Speakers:Four Speakers N/BT W/ QC:Diagram2-Sleeper
LT/RH LoneStar - X15/A26 - Speakers:Four Speakers W/BT N/ QC:Diagram1-Day Cab
LT/RH LoneStar - X15/A26 - Speakers:Four Speakers W/BT N/ QC:Diagram2-Sleeper
LT/RH LoneStar - X15/A26 - Speakers:Four Speakers W/BT W/ QC:Diagram1-Day Cab
LT/RH LoneStar - X15/A26 - Speakers:Four Speakers W/BT W/ QC:Diagram2-Sleeper
LT/RH LoneStar - X15/A26 - Speakers:Speakers N/BT W/AMP N/QC:Diagram1
LT/RH LoneStar - X15/A26 - Speakers:Speakers W/BT W/AMP N/QC:Diagram1
LT/RH/LoneStar - X15/A26 - Radio (Bluetooth) W/Steering Wheel Pod N/ Remote W/MIC:Diagram1
LT/RH/LoneStar - X15/A26 - Radio N/ Steering Wheel Pod W/ Remote:Diagram1
LT/RH/LoneStar - X15/A26 - Radio W/Steering Wheel Pod W/ Remote:Diagram1
LT/RH/LoneStar - X15/A26 - Radio(Bluetooth) W/Steering Wheel W/Remote W/MIC:Diagram1

Mates MODU-Radio-2008-02-01A (Radio W/O Bluetooth)

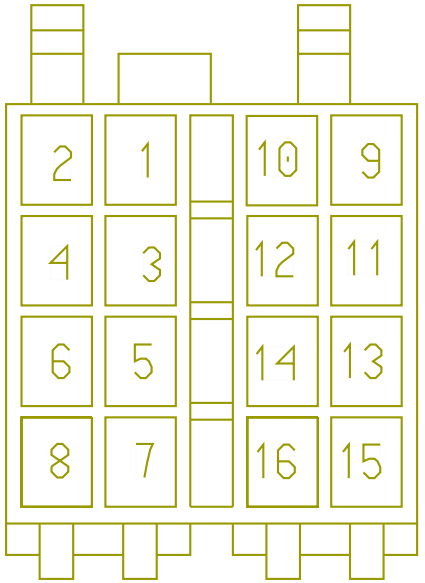

Name	Terminal Part Number	V-Min	Name	Wire Part Number	Wire CSA	Wire Spec	Wire Material description	Wire Color Description	Wire Length	End2 Terminal Part Number	End2 Pin Name	End2 Connect or
1	-	-	-	-	-	-	-	-	-	-	-	-
2	-	-	-	-	-	-	-	-	-	-	-	-

Name	Terminal Part Number	V-Min	Name	Wire Part Number	Wire CSA	Wire Spec	Wire Material description	Wire Color Description	Wire Length	End2 Terminal Part Number	End2 Pin Name	End2 Connector
4	-	-	MR86AE	3510299 R1	0.79	18.0	Thin Wall XLPE Primary Cable	LIGHT GREEN	1750.0	-	-	-
4	-	-	MZ86AE	3510299 R1	0.79	18.0	Thin Wall XLPE Primary Cable	LIGHT GREEN	2870.0	-	B	5011M
5	-	-	MY66AA	3510299 R1	0.79	18.0	Thin Wall XLPE Primary Cable	LIGHT GREEN	2920.0	-	8	5000A
7	-	-	MR86P	3510299 R1	0.79	18.0	Thin Wall XLPE Primary Cable	LIGHT GREEN	1705.0	-	-	-
7	-	-	MZ86AF	3510299 R1	0.79	18.0	Thin Wall XLPE Primary Cable	LIGHT GREEN	900.0	-	X	-
8	-	-	MR86-G	3510359 R1	0.79	18.0	Thin Wall XLPE Primary Cable	WHITE	1025.0	-	-	-
8	-	-	MZ86-G	3510359 R1	0.79	18.0	Thin Wall XLPE Primary Cable	WHITE	1025.0	-	-	-
9	-	-	MW86DB	3510299 R1	0.79	18.0	Thin Wall XLPE Primary Cable	LIGHT GREEN	2920.0	-	5	5000A

Name	Terminal Part Number	V-Min	Name	Wire Part Number	Wire CSA	Wire Spec	Wire Material description	Wire Color Description	Wire Length	End2 Terminal Part Number	End2 Pin Name	End2 Connector
9	-	-	MU86DA	3510299 R1	0.79	18.0	Thin Wall XLPE Primary Cable	LIGHT GREEN	3110.0	-	C	2313
10	-	-	MW86EB	3510299 R1	0.79	18.0	Thin Wall XLPE Primary Cable	LIGHT GREEN	2920.0	-	6	5000A
10	-	-	MU86EA	3510299 R1	0.79	18.0	Thin Wall XLPE Primary Cable	LIGHT GREEN	3110.0	-	D	2313
11	-	-	MB86K	3510299 R1	0.79	18.0	Thin Wall XLPE Primary Cable	LIGHT GREEN	1600.0	-	C	3206M
11	-	-	MX86K	3510299 R1	0.79	18.0	Thin Wall XLPE Primary Cable	LIGHT GREEN	2920.0	-	11	5000A
11	-	-	MV86K	3510299 R1	0.79	18.0	Thin Wall XLPE Primary Cable	LIGHT GREEN	1600.0	-	C	3206M
12	-	-	MB86L	3510299 R1	0.79	18.0	Thin Wall XLPE Primary Cable	LIGHT GREEN	1600.0	-	D	3206M
12	-	-	MX86L	3510299 R1	0.79	18.0	Thin Wall XLPE Primary Cable	LIGHT GREEN	2920.0	-	12	5000A

Name	Terminal Part Number	V-Min	Name	Wire Part Number	Wire CSA	Wire Spec	Wire Material description	Wire Color Description	Wire Length	End2 Terminal Part Number	End2 Pin Name	End2 Connect or
12	-	-	MV86L	3510299 R1	0.79	18.0	Thin Wall XLPE Primary Cable	LIGHT GREEN	1600.0	-	D	3206M
13	-	-	MB86H	3510299 R1	0.79	18.0	Thin Wall XLPE Primary Cable	LIGHT GREEN	1425.0	-	A	A02-1916
13	-	-	MX86H	3510299 R1	0.79	18.0	Thin Wall XLPE Primary Cable	LIGHT GREEN	2920.0	-	23	5000A
13	-	-	MV86H	3510299 R1	0.79	18.0	Thin Wall XLPE Primary Cable	LIGHT GREEN	1400.0	-	C	3205M
14	-	-	MB86J	3510299 R1	0.79	18.0	Thin Wall XLPE Primary Cable	LIGHT GREEN	1425.0	-	B	A02-1916
14	-	-	MX86J	3510299 R1	0.79	18.0	Thin Wall XLPE Primary Cable	LIGHT GREEN	2920.0	-	24	5000A
14	-	-	MV86J	3510299 R1	0.79	18.0	Thin Wall XLPE Primary Cable	LIGHT GREEN	1400.0	-	D	3205M
15	-	-	MW86BB	3510299 R1	0.79	18.0	Thin Wall XLPE Primary Cable	LIGHT GREEN	2920.0	-	34	5000A

Name	Terminal Part Number	V-Min	Name	Wire Part Number	Wire CSA	Wire Spec	Wire Material description	Wire Color Description	Wire Length	End2 Terminal Part Number	End2 Pin Name	End2 Connect or
15	-	-	MU86BA	3510299 R1	0.79	18.0	Thin Wall XLPE Primary Cable	LIGHT GREEN	2890.0	-	C	2312
16	-	-	MW86CB	3510299 R1	0.79	18.0	Thin Wall XLPE Primary Cable	LIGHT GREEN	2920.0	-	25	5000A
16	-	-	MU86CA	3510299 R1	0.79	18.0	Thin Wall XLPE Primary Cable	LIGHT GREEN	2890.0	-	D	2312

Connector Name	A02-1301-MIC
Part Number	3600061C1
Instances	LT/RH LoneStar - X15/A26 - Speakers:Speakers N/BT W/AMP N/QC:Diagram1 LT/RH LoneStar - X15/A26 - Speakers:Speakers W/BT W/AMP N/QC:Diagram1 LT/RH/LoneStar - X15/A26 - Radio (Bluetooth) W/Steering Wheel Pod N/ Remote W/MIC:Diagram1 LT/RH/LoneStar - X15/A26 - Radio(Bluetooth) W/Steering Wheel W/Remote W/MIC:Diagram1 LT/RH/LoneStar - X15/A26 - Vehicle Information Display (VID-W/BT):Diagram1 LT/RH/LoneStar - X15/A26 - Vehicle Information Display (VID-W/O BT):Diagram1
Mates	DEV-Radio_BT-01 (Radio W/Bluetooth)



Name	Terminal Part Number	V-Min	Name	Wire Part Number	Wire CSA	Wire Spec	Wire Material description	Wire Color Description	Wire Length	End2 Terminal Part Number	End2 Pin Name	End2 Connector
1	-	-	-	-	-	-	-	-	-	-	-	-
2	-	-	-	-	-	-	-	-	-	-	-	-
2	-	-	MY86AC	3510299 R1	0.79	18.0	Thin Wall XLPE Primary Cable	LIGHT GREEN	2920.0	-	17	5000A
7	-	-	RF86AA	3510298 R1	0.53	20.0	Thin Wall XLPE Primary Cable	LIGHT GREEN	710.0	-	11	A02-2225
9	-	-	RF86AC	3510298 R1	0.53	20.0	Thin Wall XLPE Primary Cable	LIGHT GREEN	710.0	-	13	A02-2225
10	-	-	RF86AB	3510298 R1	0.53	20.0	Thin Wall XLPE Primary Cable	LIGHT GREEN	710.0	-	12	A02-2225

Name	Terminal Part Number	V-Min	Name	Wire Part Number	Wire CSA	Wire Spec	Wire Material description	Wire Color Description	Wire Length	End2 Terminal Part Number	End2 Pin Name	End2 Connect or
11	-	-	RF86AD	3510298 R1	0.53	20.0	Thin Wall XLPE Primary Cable	LIGHT GREEN	710.0	-	14	A02-2225
15	-	-	YW86A(+)	3510298 R1	0.53	20.0	Thin Wall XLPE Primary Cable	LIGHT GREEN	1425.0	-	2	2505
16	-	-	YW86A(-)	3510298 R1	0.53	20.0	Thin Wall XLPE Primary Cable	LIGHT GREEN	1425.0	-	1	2505

Connector Name	A02-1410
Part Number	3601838C1
Instances	LT/RH/LoneStar - X15/A26 - ABS CAN Splice Pack - 1410:Diagram1
Mates	SP-ABS_SPLICE-B002-00-10-A1

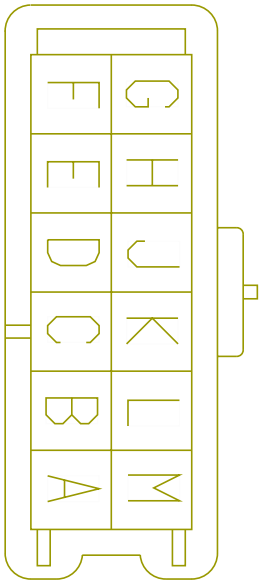

Name	Terminal Part Number	V-Min	Name	Wire Part Number	Wire CSA	Wire Spec	Wire Material description	Wire Color Description	Wire Length	End2 Terminal Part Number	End2 Pin Name	End2 Connect or
A	-	-	XD94SN	3510311 R1	0.79	18.0	Thin Wall XLPE Primary Cable	GREY	1310.0	-	-	-
A	-	-	XZ94SAA	3510311 R1	0.79	18.0	Thin Wall XLPE Primary Cable	GREY	1415.0	-	-	-
B	-	-	XD94SNA	3510311 R1	0.79	18.0	Thin Wall XLPE Primary Cable	GREY	1265.0	-	-	-
B	-	-	XZ94SAB	3510311 R1	0.79	18.0	Thin Wall XLPE Primary Cable	GREY	1265.0	-	-	-

Name	Terminal Part Number	V-Min	Name	Wire Part Number	Wire CSA	Wire Spec	Wire Material description	Wire Color Description	Wire Length	End2 Terminal Part Number	End2 Pin Name	End2 Connector
C	-	-	XD94SNB	3510311 R1	0.79	18.0	Thin Wall XLPE Primary Cable	GREY	750.0	-	-	-
C	-	-	XZ94SA	3510311 R1	0.79	18.0	Thin Wall XLPE Primary Cable	GREY	750.0	-	-	-
D	-	-	XZ94SCA	3510311 R1	0.79	18.0	Thin Wall XLPE Primary Cable	GREY	1415.0	-	-	-
D	-	-	XD94SP	3510311 R1	0.79	18.0	Thin Wall XLPE Primary Cable	GREY	1310.0	-	-	-
E	-	-	XD94SPA	3510311 R1	0.79	18.0	Thin Wall XLPE Primary Cable	GREY	1265.0	-	-	-
E	-	-	XZ94SCB	3510311 R1	0.79	18.0	Thin Wall XLPE Primary Cable	GREY	1265.0	-	-	-
F	-	-	XD94SPB	3510311 R1	0.79	18.0	Thin Wall XLPE Primary Cable	GREY	750.0	-	-	-
F	-	-	XZ94SC	3510311 R1	0.79	18.0	Thin Wall XLPE Primary Cable	GREY	750.0	-	-	-

Name	Terminal Part Number	V-Min	Name	Wire Part Number	Wire CSA	Wire Spec	Wire Material description	Wire Color Description	Wire Length	End2 Terminal Part Number	End2 Pin Name	End2 Connector
G	-	-	XD94SR	3510311 R1	0.79	18.0	Thin Wall XLPE Primary Cable	GREY	1310.0	-	-	-
G	-	-	XZ94SBA	3510311 R1	0.79	18.0	Thin Wall XLPE Primary Cable	GREY	1415.0	-	-	-
H	-	-	XZ94SBB	3510311 R1	0.79	18.0	Thin Wall XLPE Primary Cable	GREY	1265.0	-	-	-
H	-	-	XD94SRA	3510311 R1	0.79	18.0	Thin Wall XLPE Primary Cable	GREY	1265.0	-	-	-
J	-	-	XZ94SB	3510311 R1	0.79	18.0	Thin Wall XLPE Primary Cable	GREY	750.0	-	-	-
J	-	-	XD94SRB	3510311 R1	0.79	18.0	Thin Wall XLPE Primary Cable	GREY	750.0	-	-	-
K	-	-	XZ94SDA	3510299 R1	0.79	18.0	Thin Wall XLPE Primary Cable	LIGHT GREEN	1415.0	-	-	-
K	-	-	XD94SS	3510311 R1	0.79	18.0	Thin Wall XLPE Primary Cable	GREY	1310.0	-	-	-

Name	Terminal Part Number	V-Min	Name	Wire Part Number	Wire CSA	Wire Spec	Wire Material description	Wire Color Description	Wire Length	End2 Terminal Part Number	End2 Pin Name	End2 Connector
L	-	-	XD94SSA	3510311 R1	0.79	18.0	Thin Wall XLPE Primary Cable	GREY	1265.0	-	-	-
L	-	-	XZ94SDB	3510311 R1	0.79	18.0	Thin Wall XLPE Primary Cable	GREY	1265.0	-	-	-
M	-	-	XD94SSB	3510311 R1	0.79	18.0	Thin Wall XLPE Primary Cable	GREY	750.0	-	-	-
M	-	-	XZ94SD	3510311 R1	0.79	18.0	Thin Wall XLPE Primary Cable	GREY	750.0	-	-	-

Connector Name	A02-1500A
Part Number	3710061C1
Instances	Airbag (Driver Seat and Passenger Seat):Diagram1 - Driver Airbag (Driver Seat Only):Diagram1 LT/RH/LoneStar - X15/A26 - Auxilary Gauges (Secondary):Diagram1 LT/RH/LoneStar - X15/A26 - Auxiliary Gauges (Primary):Diagram1 LT/RH/LoneStar - X15/A26 - Luggage Compartment Lights - W/ No Idle HVAC:Diagram1 LT/RH/LoneStar - X15/A26 - Luggage Compartment Lights - W/ O No Idle HVAC:Diagram1 LT/RH/LoneStar - X15/A26 - Seats (RollTek) Driver and Passenger (Hard Wired):Diagram1 LT/RH/LoneStar - X15/A26 - Seats (RolTek) Drivers Seat Only (Hard Wired) - Leather:Diagram1 LT/RH/LoneStar - X15/A26 - Seats (RolTek) Drivers Seat Only (Hard Wired) - Mordura:Diagram1 LT/RH/LoneStar - X15/A26 - Seats (RolTek) Drivers Seat Only (Hard Wired) - Vinyl:Diagram1 LT/RH/LoneStar - X15/A26 - Telematics (OMNIVISION MD):Diagram1 LT/RH/LoneStar - X15/A26 - Telematics (OMNIVISION MD):Diagram2 LT/RH/LoneStar - X15/A26 - Telematics (OMNIVISION W/ J1939 & PANIC BUTTON):Diagram1 LT/RH/LoneStar - X15/A26 - Telematics (OMNIVISION W/ J1939 & PANIC BUTTON):Diagram2 LT/RH/LoneStar - X15/A26 - Telematics (QUALCOMM MCT w/ TRACS):Diagram1 LT/RH/LoneStar - X15/A26 - Telematics (QUALCOMM MCT w/o Tracs):Diagram1 LT/RH/LoneStar - X15/A26 - Telematics QUALCOMM IMCT DAYCAB With MVPC:Diagram1 LT/RH/LoneStar - X15/A26 - Telematics QUALCOMM IMCT DAYCAB With MVPC & PANIC BUTTON:Diagram1 LT/RH/LoneStar - X15/A26 - Telematics QUALCOMM IMCT DAYCAB With PANIC BUTTON:Diagram1 LT/RH/LoneStar - X15/A26 - Telematics QUALCOMM IMCT DAYCAB With PANIC BUTTON:Diagram2 LT/RH/LoneStar - X15/A26 - Telematics QUALCOMM IMCT MD:Diagram1

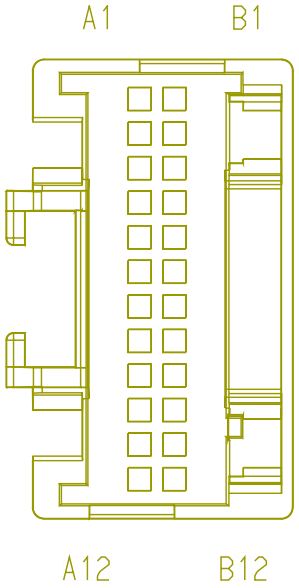

LT/RH/LoneStar - X15/A26 - Telematics QUALCOMM IMCT MD:Diagram2
LT/RH/LoneStar - X15/A26 - Telematics QUALCOMM TMCT:Diagram1
LT/RH/LoneStar - X15/A26 - Telematics QUALCOMM TMCT With PANIC BUTTON:Diagram1

Mates MODU-EGC-A003-10-00

Name	Terminal Part Number	V-Min	Name	Wire Part Number	Wire CSA	Wire Spec	Wire Material description	Wire Color Description	Wire Length	End2 Terminal Part Number	End2 Pin Name	End2 Connector
A6	-	-	5E13C	3510323 R1	0.79	18.0	Thin Wall XLPE Primary Cable	PINK	875.0	-	X	-
A6	-	-	12L13C	-	0.0	18.0	-	PINK	0.0	-	X	-
A7	-	-	5E179A	3510359 R1	0.79	18.0	Thin Wall XLPE Primary Cable	WHITE	2720.0	-	1	-
A7	-	-	12L179A	-	0.0	18.0	-	WHITE	0.0	-	1	-
B5	-	-	CP11-GMW	2643764 R1	0.53	20.0	Std. Wall XLPE Primary Cable	WHITE	3350.0	-	E	1970
B5	-	-	CT11-GMW	3510358 R1	0.53	20.0	Thin Wall XLPE Primary Cable	WHITE	2420.0	-	B	A02-1919
B5	-	-	MB11-GMW	3510358 R1	0.53	20.0	Thin Wall XLPE Primary Cable	WHITE	3550.0	-	B	A02-1919A
B5	-	-	MJ11-GMW	2643764 R1	0.53	20.0	Std. Wall XLPE Primary Cable	WHITE	2420.0	-	F	1920

Name	Terminal Part Number	V-Min	Name	Wire Part Number	Wire CSA	Wire Spec	Wire Material description	Wire Color Description	Wire Length	End2 Terminal Part Number	End2 Pin Name	End2 Connect or
B5	-	-	MJ11-GMW	2643764 R1	0.53	20.0	Std. Wall XLPE Primary Cable	WHITE	2420.0	-	F	5900
B6	-	-	DX63AW	3510352 R1	0.53	20.0	Thin Wall XLPE Primary Cable	DARK BLUE	2470.0	-	18	5000A
B8	-	-	AT28C	3510328 R1	0.53	20.0	Thin Wall XLPE Primary Cable	TAN	1095.0	-	4	A02-1000A
B9	-	-	AT28A	3510328 R1	0.53	20.0	Thin Wall XLPE Primary Cable	TAN	1095.0	-	1	A02-1000A
B10	-	-	AT28B	3510328 R1	0.53	20.0	Thin Wall XLPE Primary Cable	TAN	1095.0	-	3	A02-1000A

Connector Name	A02-1620
Part Number	2007315C1
Instances	LT/RH/LoneStar - X15/A26 - Ground Splice Pack 1620:Diagram1
Mates	SP-ZVR_SPLICE_PACK-B000-10 -A1

Name	Terminal Part Number	V-Min	Name	Wire Part Number	Wire CSA	Wire Spec	Wire Material description	Wire Color Description	Wire Length	End2 Terminal Part Number	End2 Pin Name	End2 Connect or
A	-	-	AA9Z	3510311 R1	0.79	18.0	Thin Wall XLPE Primary Cable	GREY	1660.0	-	-	-
B	-	-	AK9CDC	3510310 R1	0.53	20.0	Thin Wall XLPE Primary Cable	GREY	835.0	-	-	-
C	-	-	FF109	3510311 R1	0.79	18.0	Thin Wall XLPE Primary Cable	GREY	1265.0	-	-	-
D	-	-	DX109S	3510310 R1	0.53	20.0	Thin Wall XLPE Primary Cable	GREY	2740.0	-	-	-

Name	Terminal Part Number	V-Min	Name	Wire Part Number	Wire CSA	Wire Spec	Wire Material description	Wire Color Description	Wire Length	End2 Terminal Part Number	End2 Pin Name	End2 Connector
E	-	-	AN9BB	3510311 R1	0.79	18.0	Thin Wall XLPE Primary Cable	GREY	1185.0	-	-	-
F	-	-	AA9ZA	3510311 R1	0.79	18.0	Thin Wall XLPE Primary Cable	GREY	1160.0	-	-	-
G	-	-	JL116UV	3510311 R1	0.79	18.0	Thin Wall XLPE Primary Cable	GREY	460.0	-	-	-
H	-	-	RE9A	3510310 R1	0.53	20.0	Thin Wall XLPE Primary Cable	GREY	530.0	-	-	-
J	-	-	JZ9BB	3510311 R1	0.79	18.0	Thin Wall XLPE Primary Cable	GREY	4590.0	-	-	-
J	-	-	FU9BB	3510311 R1	0.79	18.0	Thin Wall XLPE Primary Cable	GREY	3690.0	-	-	-
K	-	-	DG9AC	3510311 R1	0.79	18.0	Thin Wall XLPE Primary Cable	GREY	0.0	-	-	-

Connector Name	A02-1650MA
Part Number	3544066C1
Instances	LT/RH/LoneStar - X15/A26 - 9 Pin Diagnostic Connector (Green) (Export):Diagram1
Mates	DEV-9PinDiag-0008-00-10-02A



Name	Terminal Part Number	V-Min	Name	Wire Part Number	Wire CSA	Wire Spec	Wire Material description	Wire Color Description	Wire Length	End2 Terminal Part Number	End2 Pin Name	End2 Connect or
A	-	-	ZM98-G	3510359 R1	0.79	18.0	Thin Wall XLPE Primary Cable	WHITE	1525.0	-	-	-
B	-	-	ZM98H	3510365 R1	0.79	18.0	Thin Wall XLPE Primary Cable	RED	1930.0	-	-	-

Connector Name	A02-1650
Part Number	3757649C1
Instances	LT/RH/LoneStar - X15/A26 - 9 Pin Diagnostic Connector (Green):Diagram1
Mates	DEV-9PinDiag-0008-00-10-01A



Name	Terminal Part Number	V-Min	Name	Wire Part Number	Wire CSA	Wire Spec	Wire Material description	Wire Color Description	Wire Length	End2 Terminal Part Number	End2 Pin Name	End2 Connect or
A	-	-	ZK98-G	3510359 R1	0.79	18.0	Thin Wall XLPE Primary Cable	WHITE	1525.0	-	-	-
B	-	-	ZK98H	3510365 R1	0.79	18.0	Thin Wall XLPE Primary Cable	RED	1930.0	-	-	-

Connector Name	A02-1901A
Part Number	3590298C1
Instances	LT/RH/LoneStar - X15/A26 - Cigar Lighter Aux APO:Diagram2 LT/RH/LoneStar - X15/A26 - Cigar Lighter Aux APO Overhead APO:Diagram2 LT/RH/LoneStar - X15/A26 - Cigar Lighter Aux APO Rear Std APO Rear APO W/Cover 12V Panel:Diagram3 LT/RH/LoneStar - X15/A26 - Cigar Lighter Aux APO Rear Std APO Rear APO W/Cover 12V Panel:Diagram4 LT/RH/LoneStar - X15/A26 - Cigar Lighter Aux APO Rear Std APO Rear APO w/Cover 12V Panel Overhead APO:Diagram3 LT/RH/LoneStar - X15/A26 - Cigar Lighter Aux APO Rear Std APO Rear APO w/Cover 12V Panel Overhead APO:Diagram4 LT/RH/LoneStar - X15/A26 - Cigar Lighter Aux APO Rear Std APO Rear APO w/Cover 12V Panel Upr Bnk APO:Diagram3 LT/RH/LoneStar - X15/A26 - Cigar Lighter Aux APO Rear Std APO Rear APO w/Cover 12V Panel Upr Bnk APO:Diagram4 LT/RH/LoneStar - X15/A26 - Cigar Lighter Aux APO Rear Std APO Rear APO w/Cover 12V Panel Upr Bnk APO Rear Overhead APO:Diagram1-Combination3 LT/RH/LoneStar - X15/A26 - Cigar Lighter Aux APO Rear Std APO Rear APO w/Cover 12V Panel Upr Bnk APO Rear Overhead APO:Diagram1-Combination4 LT/RH/LoneStar - X15/A26 - Standard APO Aux APO:Diagram2 LT/RH/LoneStar - X15/A26 - Standard APO Aux APO Overhead APO:Diagram2 LT/RH/LoneStar - X15/A26 - Std APO Aux APO Rear Std APO Rear APO W/Cover 12V Panel:Diagram3 LT/RH/LoneStar - X15/A26 - Std APO Aux APO Rear Std APO Rear APO W/Cover 12V Panel:Diagram4 LT/RH/LoneStar - X15/A26 - Std APO Aux APO Rear Std APO Rear APO W/Cover 12V Panel Overhead APO:Diagram3 LT/RH/LoneStar - X15/A26 - Std APO Aux APO Rear Std APO Rear APO W/Cover 12V Panel Overhead APO:Diagram4 LT/RH/LoneStar - X15/A26 - Std APO Aux APO Rear Std APO Rear APO W/Cover 12V Panel Upr Bnk APO:Diagram3 LT/RH/LoneStar - X15/A26 - Std APO Aux APO Rear Std APO Rear APO W/Cover 12V Panel Upr Bnk APO:Diagram4 LT/RH/LoneStar - X15/A26 - Std APO Aux APO Rear Std APO Rear APO w/Cover 12V Panel Upr Bnk APO Rear Overhead APO:Diagram3

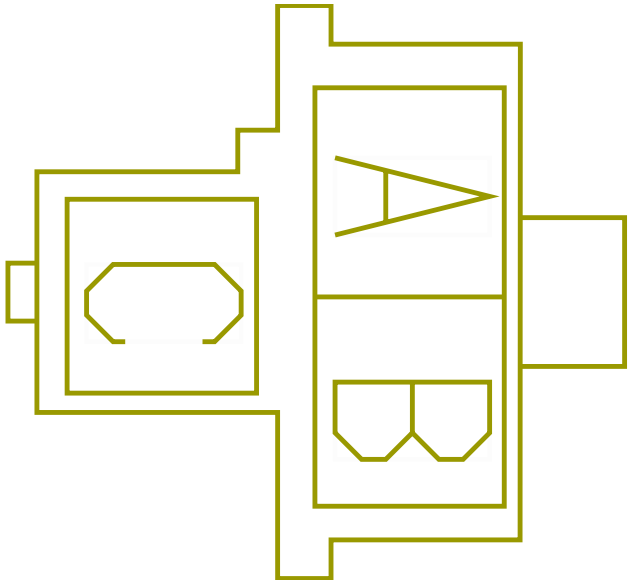

LT/RH/LoneStar - X15/A26 - Std APO Aux APO Rear Std APO Rear APO w/Cover 12V Panel Upr Bnk APO Rear Overhead APO:Diagram4

Mates DEV-APO-2002-01-03A

Name	Terminal Part Number	V-Min	Name	Wire Part Number	Wire CSA	Wire Spec	Wire Material description	Wire Color Description	Wire Length	End2 Terminal Part Number	End2 Pin Name	End2 Connect or
A	-	-	CL84B	3510301 R1	1.91	14.0	Thin Wall XLPE Primary Cable	LIGHT GREEN	950.0	-	X	-
C	-	-	CL84-GAB	3510361 R1	1.91	14.0	Thin Wall XLPE Primary Cable	WHITE	675.0	-	-	-

Connector Name	A02-1901
Part Number	3590298C1
Instances	LT/RH/LoneStar - X15/A26 - Cigar Lighter Aux APO:Diagram1 LT/RH/LoneStar - X15/A26 - Cigar Lighter Aux APO Overhead APO:Diagram1 LT/RH/LoneStar - X15/A26 - Cigar Lighter Aux APO Rear Std APO Rear APO W/Cover 12V Panel:Diagram1 LT/RH/LoneStar - X15/A26 - Cigar Lighter Aux APO Rear Std APO Rear APO W/Cover 12V Panel:Diagram2 LT/RH/LoneStar - X15/A26 - Cigar Lighter Aux APO Rear Std APO Rear APO w/Cover 12V Panel Overhead APO:Diagram1 LT/RH/LoneStar - X15/A26 - Cigar Lighter Aux APO Rear Std APO Rear APO w/Cover 12V Panel Overhead APO:Diagram2 LT/RH/LoneStar - X15/A26 - Cigar Lighter Aux APO Rear Std APO Rear APO w/Cover 12V Panel Upr Bnk APO:Diagram1 LT/RH/LoneStar - X15/A26 - Cigar Lighter Aux APO Rear Std APO Rear APO w/Cover 12V Panel Upr Bnk APO:Diagram2 LT/RH/LoneStar - X15/A26 - Cigar Lighter Aux APO Rear Std APO Rear APO w/Cover 12V Panel Upr Bnk APO Rear Overhead APO:Diagram1-Combination1 LT/RH/LoneStar - X15/A26 - Cigar Lighter Aux APO Rear Std APO Rear APO w/Cover 12V Panel Upr Bnk APO Rear Overhead APO:Diagram1-Combination2 LT/RH/LoneStar - X15/A26 - Standard APO Aux APO:Diagram1 LT/RH/LoneStar - X15/A26 - Standard APO Aux APO Overhead APO:Diagram1 LT/RH/LoneStar - X15/A26 - Std APO Aux APO Rear Std APO Rear APO W/Cover 12V Panel:Diagram1 LT/RH/LoneStar - X15/A26 - Std APO Aux APO Rear Std APO Rear APO W/Cover 12V Panel:Diagram2 LT/RH/LoneStar - X15/A26 - Std APO Aux APO Rear Std APO Rear APO W/Cover 12V Panel Overhead APO:Diagram1 LT/RH/LoneStar - X15/A26 - Std APO Aux APO Rear Std APO Rear APO W/Cover 12V Panel Overhead APO:Diagram2 LT/RH/LoneStar - X15/A26 - Std APO Aux APO Rear Std APO Rear APO W/Cover 12V Panel Upr Bnk APO:Diagram1 LT/RH/LoneStar - X15/A26 - Std APO Aux APO Rear Std APO Rear APO W/Cover 12V Panel Upr Bnk APO:Diagram2 LT/RH/LoneStar - X15/A26 - Std APO Aux APO Rear Std APO Rear APO w/Cover 12V Panel Upr Bnk APO Rear Overhead APO:Diagram1

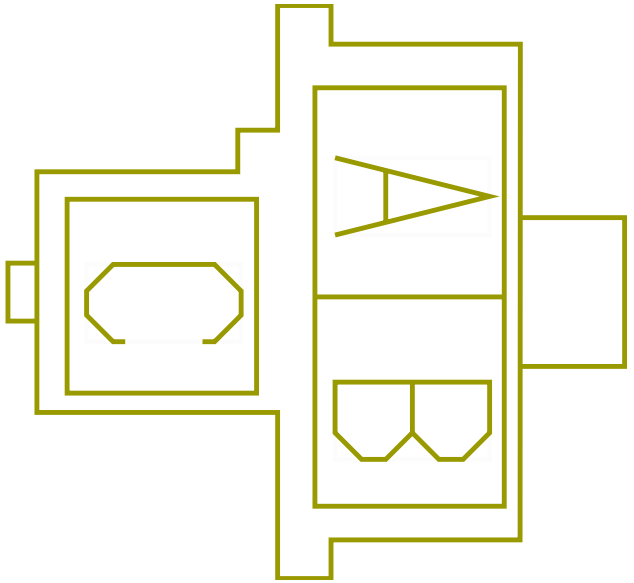

LT/RH/LoneStar - X15/A26 - Std APO Aux APO Rear Std APO Rear APO w/Cover 12V Panel Upr Bnk APO Rear Overhead APO:Diagram2

Name	Terminal Part Number	V-Min	Name	Wire Part Number	Wire CSA	Wire Spec	Wire Material description	Wire Color Description	Wire Length	End2 Terminal Part Number	End2 Pin Name	End2 Connector
A	-	-	CB84A	3510301 R1	1.91	14.0	Thin Wall XLPE Primary Cable	LIGHT GREEN	1050.0	-	X	-
C	-	-	CB84-GBB	3510361 R1	1.91	14.0	Thin Wall XLPE Primary Cable	WHITE	425.0	-	-	-

Connector Name	A02-1903
Part Number	3590298C1
Instances	LT/RH/LoneStar - X15/A26 - Cigar Lighter:Diagram1 LT/RH/LoneStar - X15/A26 - Cigar Lighter Aux APO Overhead APO:Diagram1 LT/RH/LoneStar - X15/A26 - Cigar Lighter Aux APO Overhead APO:Diagram2 LT/RH/LoneStar - X15/A26 - Cigar Lighter Aux APO Rear Std APO Rear APO W/Cover 12V Panel:Diagram1 LT/RH/LoneStar - X15/A26 - Cigar Lighter Aux APO Rear Std APO Rear APO W/Cover 12V Panel:Diagram2 LT/RH/LoneStar - X15/A26 - Cigar Lighter Aux APO Rear Std APO Rear APO W/Cover 12V Panel:Diagram3 LT/RH/LoneStar - X15/A26 - Cigar Lighter Aux APO Rear Std APO Rear APO W/Cover 12V Panel:Diagram4 LT/RH/LoneStar - X15/A26 - Cigar Lighter Aux APO Rear Std APO Rear APO w/Cover 12V Panel Overhead APO:Diagram1 LT/RH/LoneStar - X15/A26 - Cigar Lighter Aux APO Rear Std APO Rear APO w/Cover 12V Panel Overhead APO:Diagram2 LT/RH/LoneStar - X15/A26 - Cigar Lighter Aux APO Rear Std APO Rear APO w/Cover 12V Panel Overhead APO:Diagram3 LT/RH/LoneStar - X15/A26 - Cigar Lighter Aux APO Rear Std APO Rear APO w/Cover 12V Panel Overhead APO:Diagram4 LT/RH/LoneStar - X15/A26 - Cigar Lighter Aux APO Rear Std APO Rear APO w/Cover 12V Panel Upr Bnk APO:Diagram1 LT/RH/LoneStar - X15/A26 - Cigar Lighter Aux APO Rear Std APO Rear APO w/Cover 12V Panel Upr Bnk APO:Diagram2 LT/RH/LoneStar - X15/A26 - Cigar Lighter Aux APO Rear Std APO Rear APO w/Cover 12V Panel Upr Bnk APO:Diagram3 LT/RH/LoneStar - X15/A26 - Cigar Lighter Aux APO Rear Std APO Rear APO w/Cover 12V Panel Upr Bnk APO:Diagram4 LT/RH/LoneStar - X15/A26 - Cigar Lighter Aux APO Rear Std APO Rear APO w/Cover 12V Panel Upr Bnk APO Rear Overhead APO:Diagram1-Combination1 LT/RH/LoneStar - X15/A26 - Cigar Lighter Aux APO Rear Std APO Rear APO w/Cover 12V Panel Upr Bnk APO Rear Overhead APO:Diagram1-Combination2 LT/RH/LoneStar - X15/A26 - Cigar Lighter Aux APO Rear Std APO Rear APO w/Cover 12V Panel Upr Bnk APO Rear Overhead APO:Diagram1-Combination3 LT/RH/LoneStar - X15/A26 - Cigar Lighter Aux APO Rear Std APO Rear APO w/Cover 12V Panel Upr Bnk APO Rear Overhead APO:Diagram1-Combination4

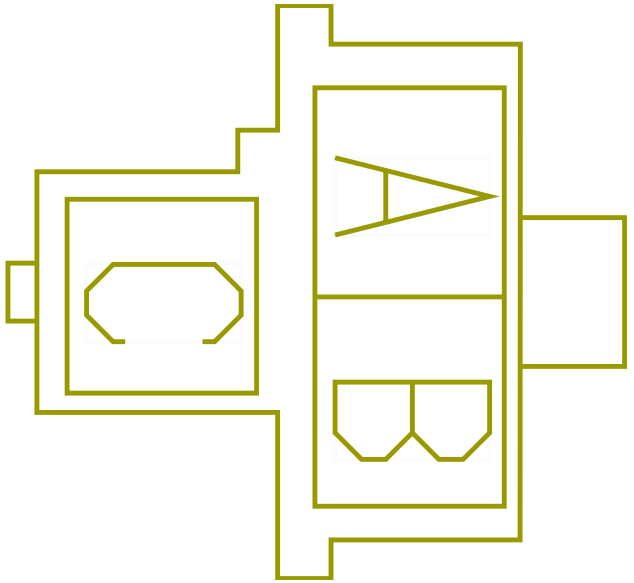

LT/RH/LoneStar - X15/A26 - Cigar Lighter Overhead APO:Diagram1
LT/RH/LoneStar - X15/A26 - Cigar Lighter Rear Std APO APO W/Cover 12V Panel:Diagram1
LT/RH/LoneStar - X15/A26 - Cigar Lighter Rear Std APO APO W/Cover 12V Panel:Diagram2
LT/RH/LoneStar - X15/A26 - Cigar Lighter Rear Std APO Rear APO W/Cover 12V Panel Overhead APO:Diagram1
LT/RH/LoneStar - X15/A26 - Cigar Lighter Rear Std APO Rear APO W/Cover 12V Panel Overhead APO:Diagram2
LT/RH/LoneStar - X15/A26 - Cigar Lighter Rear Std APO Rear APO W/Cover 12V Panel Upr Bnk APO:Diagram1
LT/RH/LoneStar - X15/A26 - Cigar Lighter Rear Std APO Rear APO W/Cover 12V Panel Upr Bnk APO:Diagram2
LT/RH/LoneStar - X15/A26 - Cigar Lighter Rear Std APO Rear APO w/Cover 12V Panel Upr Bnk APO Rear Overhead APO:Diagram1
LT/RH/LoneStar - X15/A26 - Cigar Lighter Rear Std APO Rear APO w/Cover 12V Panel Upr Bnk APO Rear Overhead APO:Diagram2
LT/RH/LoneStar - X15/A26 - Standard APO:Diagram1
LT/RH/LoneStar - X15/A26 - Standard APO Aux APO:Diagram1
LT/RH/LoneStar - X15/A26 - Standard APO Aux APO:Diagram2
LT/RH/LoneStar - X15/A26 - Standard APO Aux APO Overhead APO:Diagram1
LT/RH/LoneStar - X15/A26 - Standard APO Aux APO Overhead APO:Diagram2
LT/RH/LoneStar - X15/A26 - Standard APO Overhead APO:Diagram1
LT/RH/LoneStar - X15/A26 - Std APO Aux APO Rear Std APO Rear APO W/Cover 12V Panel:Diagram1
LT/RH/LoneStar - X15/A26 - Std APO Aux APO Rear Std APO Rear APO W/Cover 12V Panel:Diagram2
LT/RH/LoneStar - X15/A26 - Std APO Aux APO Rear Std APO Rear APO W/Cover 12V Panel:Diagram3
LT/RH/LoneStar - X15/A26 - Std APO Aux APO Rear Std APO Rear APO W/Cover 12V Panel:Diagram4
LT/RH/LoneStar - X15/A26 - Std APO Aux APO Rear Std APO Rear APO W/Cover 12V Panel Overhead APO:Diagram1
LT/RH/LoneStar - X15/A26 - Std APO Aux APO Rear Std APO Rear APO W/Cover 12V Panel Overhead APO:Diagram2
LT/RH/LoneStar - X15/A26 - Std APO Aux APO Rear Std APO Rear APO W/Cover 12V Panel Overhead APO:Diagram3

LT/RH/LoneStar - X15/A26 - Std APO Aux APO Rear Std APO Rear APO W/Cover 12V Panel Overhead APO:Diagram4
LT/RH/LoneStar - X15/A26 - Std APO Aux APO Rear Std APO Rear APO W/Cover 12V Panel Upr Bnk APO:Diagram1
LT/RH/LoneStar - X15/A26 - Std APO Aux APO Rear Std APO Rear APO W/Cover 12V Panel Upr Bnk APO:Diagram2
LT/RH/LoneStar - X15/A26 - Std APO Aux APO Rear Std APO Rear APO W/Cover 12V Panel Upr Bnk APO:Diagram3
LT/RH/LoneStar - X15/A26 - Std APO Aux APO Rear Std APO Rear APO W/Cover 12V Panel Upr Bnk APO:Diagram4
LT/RH/LoneStar - X15/A26 - Std APO Aux APO Rear Std APO Rear APO w/Cover 12V Panel Upr Bnk APO Rear Overhead APO:Diagram1
LT/RH/LoneStar - X15/A26 - Std APO Aux APO Rear Std APO Rear APO w/Cover 12V Panel Upr Bnk APO Rear Overhead APO:Diagram2
LT/RH/LoneStar - X15/A26 - Std APO Aux APO Rear Std APO Rear APO w/Cover 12V Panel Upr Bnk APO Rear Overhead APO:Diagram3
LT/RH/LoneStar - X15/A26 - Std APO Aux APO Rear Std APO Rear APO w/Cover 12V Panel Upr Bnk APO Rear Overhead APO:Diagram4
LT/RH/LoneStar - X15/A26 - Std APO Rear Std APO Rear APO W/Cover 12V Panel:Diagram1
LT/RH/LoneStar - X15/A26 - Std APO Rear Std APO Rear APO W/Cover 12V Panel:Diagram2
LT/RH/LoneStar - X15/A26 - Std APO Rear Std APO Rear APO W/Cover 12V Panel Rear Overhead APO:Diagram1
LT/RH/LoneStar - X15/A26 - Std APO Rear Std APO Rear APO W/Cover 12V Panel Rear Overhead APO:Diagram2
LT/RH/LoneStar - X15/A26 - Std APO Rear Std APO Rear APO W/Cover 12V Panel Upr Bnk APO:Diagram1
LT/RH/LoneStar - X15/A26 - Std APO Rear Std APO Rear APO W/Cover 12V Panel Upr Bnk APO:Diagram2
LT/RH/LoneStar - X15/A26 - Std APO Rear Std APO Rear APO w/Cover 12V Panel Upr Bnk APO Rear Overhead APO:Diagram1
LT/RH/LoneStar - X15/A26 - Std APO Rear Std APO Rear APO w/Cover 12V Panel Upr Bnk APO Rear Overhead APO:Diagram2

Mates DEV-APO-2002-01-01A-1903 APO and CIG

Name	Terminal Part Number	V-Min	Name	Wire Part Number	Wire CSA	Wire Spec	Wire Material description	Wire Color Description	Wire Length	End2 Terminal Part Number	End2 Pin Name	End2 Connect or
A	-	-	CB84	3510301 R1	1.91	14.0	Thin Wall XLPE Primary Cable	LIGHT GREEN	1050.0	-	X	-
A	-	-	CL84A	3510301 R1	1.91	14.0	Thin Wall XLPE Primary Cable	LIGHT GREEN	1050.0	-	X	-
A	-	-	CA84	3510301 R1	1.91	14.0	Thin Wall XLPE Primary Cable	LIGHT GREEN	1150.0	-	-	-
C	-	-	CB84-GAF	3510361 R1	1.91	14.0	Thin Wall XLPE Primary Cable	WHITE	775.0	-	-	-
C	-	-	CL84-GAF	3510361 R1	1.91	14.0	Thin Wall XLPE Primary Cable	WHITE	775.0	-	-	-
C	-	-	CA84-GAF	3510361 R1	1.91	14.0	Thin Wall XLPE Primary Cable	WHITE	775.0	-	-	-

Connector Name	A02-1903
Part Number	3590298C1
Instances	LT/RH/LoneStar - X15/A26 - Cigar Lighter Aux APO:Diagram1 LT/RH/LoneStar - X15/A26 - Cigar Lighter Aux APO:Diagram2
Mates	DEV-APO-2002-01-01A-1903 APO and CIG

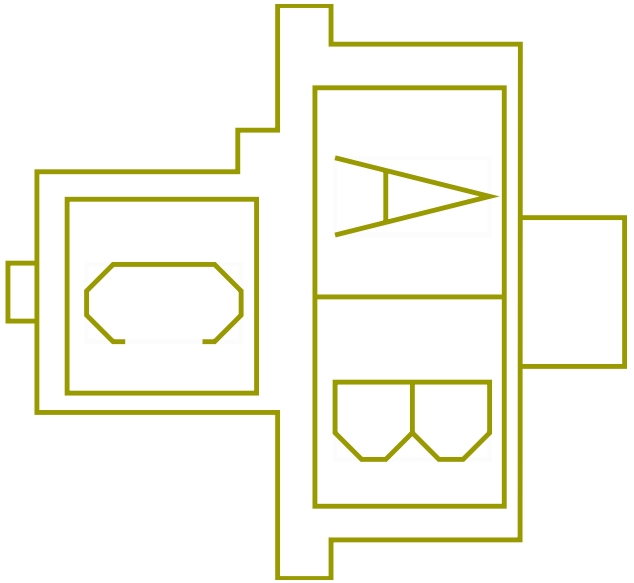

Name	Terminal Part Number	V-Min	Name	Wire Part Number	Wire CSA	Wire Spec	Wire Material description	Wire Color Description	Wire Length	End2 Terminal Part Number	End2 Pin Name	End2 Connector
A	-	-	CB84	3510301 R1	1.91	14.0	Thin Wall XLPE Primary Cable	LIGHT GREEN	1050.0	-	X	-
A	-	-	CL84A	3510301 R1	1.91	14.0	Thin Wall XLPE Primary Cable	LIGHT GREEN	1050.0	-	X	-
C	-	-	CB84-GAF	3510361 R1	1.91	14.0	Thin Wall XLPE Primary Cable	WHITE	775.0	-	-	-
C	-	-	CL84-GAF	3510361 R1	1.91	14.0	Thin Wall XLPE Primary Cable	WHITE	775.0	-	-	-

Connector Name	A02-1904
Part Number	3768147C1
Instances	LT/RH/LoneStar - X15/A26 - Single USB:Diagram1 LT/RH/LoneStar - X15/A26 - Two USB:Diagram1 LT/RH/LoneStar - X15/A26 - Two USB:Diagram2
Mates	DEV-USB-2060-01-01A



Name	Terminal Part Number	V-Min	Name	Wire Part Number	Wire CSA	Wire Spec	Wire Material description	Wire Color Description	Wire Length	End2 Terminal Part Number	End2 Pin Name	End2 Connect or
1	-	-	CA11-GUA	3510358 R1	0.53	20.0	Thin Wall XLPE Primary Cable	WHITE	775.0	-	-	-
1	-	-	CB11-GUA	3510358 R1	0.53	20.0	Thin Wall XLPE Primary Cable	WHITE	775.0	-	-	-
1	-	-	CL11-GUA	3510358 R1	0.53	20.0	Thin Wall XLPE Primary Cable	WHITE	775.0	-	-	-
2	-	-	CA13UA	3510322 R1	0.53	20.0	Thin Wall XLPE Primary Cable	PINK	1310.0	-	-	-

Name	Terminal Part Number	V-Min	Name	Wire Part Number	Wire CSA	Wire Spec	Wire Material description	Wire Color Description	Wire Length	End2 Terminal Part Number	End2 Pin Name	End2 Connect or
2	-	-	CB13UA	3510322 R1	0.53	20.0	Thin Wall XLPE Primary Cable	PINK	1085.0	-	X	-
2	-	-	CL13UA	3510322 R1	0.53	20.0	Thin Wall XLPE Primary Cable	PINK	1085.0	-	X	-

Connector Name A02-1905A
Part Number 3768147C1
Instances LT/RH/LoneStar - X15/A26 - Two USB:Diagram2



Name	Terminal Part Number	V-Min	Name	Wire Part Number	Wire CSA	Wire Spec	Wire Material description	Wire Color Description	Wire Length	End2 Terminal Part Number	End2 Pin Name	End2 Connect or
1	-	-	CL11-GUB	3510358 R1	0.53	20.0	Thin Wall XLPE Primary Cable	WHITE	675.0	-	-	-
2	-	-	CL13UB	3510322 R1	0.53	20.0	Thin Wall XLPE Primary Cable	PINK	985.0	-	X	-

Connector Name	A02-1905
Part Number	3768147C1
Instances	LT/RH/LoneStar - X15/A26 - Two USB:Diagram1
Mates	DEV-USB-2060-01-02A



Name	Terminal Part Number	V-Min	Name	Wire Part Number	Wire CSA	Wire Spec	Wire Material description	Wire Color Description	Wire Length	End2 Terminal Part Number	End2 Pin Name	End2 Connect or
1	-	-	CB11-GUB	3510358 R1	0.53	20.0	Thin Wall XLPE Primary Cable	WHITE	425.0	-	-	-
2	-	-	CB13UB	3510322 R1	0.53	20.0	Thin Wall XLPE Primary Cable	PINK	1085.0	-	X	-

Connector Name A02-1916

Part Number 2005836C1

Instances LT/RH LoneStar - X15/A26 - Speakers:Four Speakers N/BT W/ QC:Diagram1-Day Cab
LT/RH LoneStar - X15/A26 - Speakers:Four Speakers N/BT W/ QC:Diagram2-Sleeper
LT/RH LoneStar - X15/A26 - Speakers:Four Speakers W/BT W/ QC:Diagram1-Day Cab
LT/RH LoneStar - X15/A26 - Speakers:Four Speakers W/BT W/ QC:Diagram2-Sleeper
LT/RH/LoneStar - X15/A26 - Telematics (OMNIVISION MD):Diagram1
LT/RH/LoneStar - X15/A26 - Telematics (OMNIVISION MD):Diagram2
LT/RH/LoneStar - X15/A26 - Telematics (OMNIVISION W/ J1939 & PANIC BUTTON):Diagram1
LT/RH/LoneStar - X15/A26 - Telematics (OMNIVISION W/ J1939 & PANIC BUTTON):Diagram2

Mates SW-SPKR-2033-01-02A

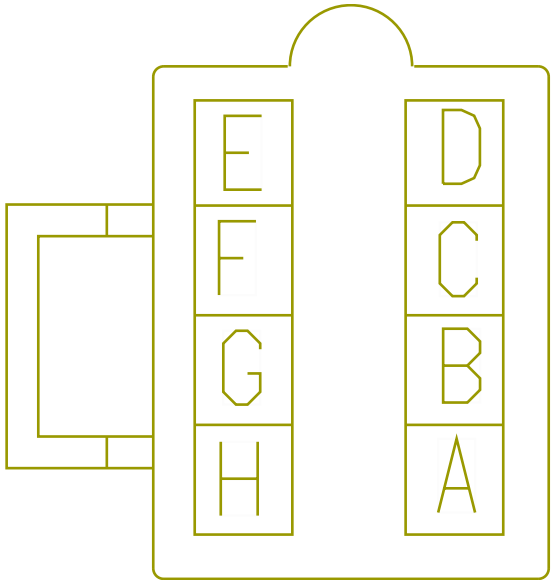

Name	Terminal Part Number	V-Min	Name	Wire Part Number	Wire CSA	Wire Spec	Wire Material description	Wire Color Description	Wire Length	End2 Terminal Part Number	End2 Pin Name	End2 Connector
A	-	-	MB86H	3510299 R1	0.79	18.0	Thin Wall XLPE Primary Cable	LIGHT GREEN	1425.0	-	13	A02-1300
B	-	-	MB86J	3510299 R1	0.79	18.0	Thin Wall XLPE Primary Cable	LIGHT GREEN	1425.0	-	14	A02-1300
C	-	-	MB86HA	3510299 R1	0.79	18.0	Thin Wall XLPE Primary Cable	LIGHT GREEN	4045.0	-	F	A02-1919A
C	-	-	CT86HA	3510299 R1	0.79	18.0	Thin Wall XLPE Primary Cable	LIGHT GREEN	2065.0	-	F	A02-1919

Name	Terminal Part Number	V-Min	Name	Wire Part Number	Wire CSA	Wire Spec	Wire Material description	Wire Color Description	Wire Length	End2 Terminal Part Number	End2 Pin Name	End2 Connector
D	-	-	CT86JA	3510299 R1	0.79	18.0	Thin Wall XLPE Primary Cable	LIGHT GREEN	2065.0	-	G	A02-1919
D	-	-	MB86JA	3510299 R1	0.79	18.0	Thin Wall XLPE Primary Cable	LIGHT GREEN	4045.0	-	G	A02-1919A
E	-	-	CT86-GD1	3510359 R1	0.79	18.0	Thin Wall XLPE Primary Cable	WHITE	970.0	-	X	-
E	-	-	MB86-GD1	3510359 R1	0.79	18.0	Thin Wall XLPE Primary Cable	WHITE	670.0	-	X	-
F	-	-	MB86HB	3510299 R1	0.79	18.0	Thin Wall XLPE Primary Cable	LIGHT GREEN	275.0	-	C	3205M
G	-	-	MB86JB	3510299 R1	0.79	18.0	Thin Wall XLPE Primary Cable	LIGHT GREEN	275.0	-	D	3205M

Connector Name	A02-1917
Part Number	1661197C1
Instances	LT/RH/LoneStar - X15/A26 - Telematics (OMNIVISION MD):Diagram1 LT/RH/LoneStar - X15/A26 - Telematics (OMNIVISION MD):Diagram2 LT/RH/LoneStar - X15/A26 - Telematics (OMNIVISION W/ J1939 & PANIC BUTTON):Diagram1 LT/RH/LoneStar - X15/A26 - Telematics (OMNIVISION W/ J1939 & PANIC BUTTON):Diagram2
Mates	CTRL-REMOTE-2035-03-08A

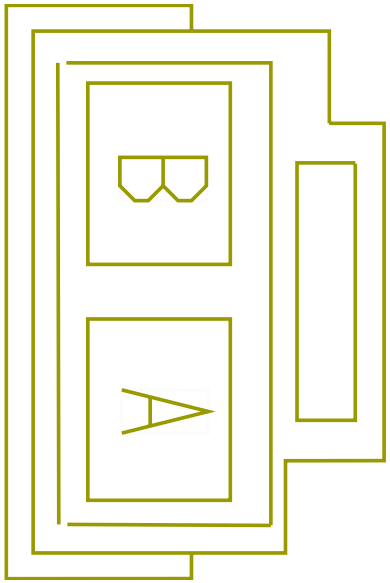

Name	Terminal Part Number	V-Min	Name	Wire Part Number	Wire CSA	Wire Spec	Wire Material description	Wire Color Description	Wire Length	End2 Terminal Part Number	End2 Pin Name	End2 Connector
A	-	-	CT86RCD	3510299 R1	0.79	18.0	Thin Wall XLPE Primary Cable	LIGHT GREEN	3340.0	-	A	A02-1919
A	-	-	MB86RCD	3510299 R1	0.79	18.0	Thin Wall XLPE Primary Cable	LIGHT GREEN	3050.0	-	A	A02-1919A
B	-	-	CT86-GD2	3510359 R1	0.79	18.0	Thin Wall XLPE Primary Cable	WHITE	2245.0	-	X	-
B	-	-	MB86-GD2	3510359 R1	0.79	18.0	Thin Wall XLPE Primary Cable	WHITE	1225.0	-	X	-

Connector Name	A02-1918A
Part Number	1661199C1
Instances	LT/RH/LoneStar - X15/A26 - Telematics (OMNIVISION MD):Diagram2 LT/RH/LoneStar - X15/A26 - Telematics (OMNIVISION W/ J1939 & PANIC BUTTON):Diagram2



Name	Terminal Part Number	V-Min	Name	Wire Part Number	Wire CSA	Wire Spec	Wire Material description	Wire Color Description	Wire Length	End2 Terminal Part Number	End2 Pin Name	End2 Connect or
A	-	-	MB14ED	3510366 R1	1.16	16.0	Thin Wall XLPE Primary Cable	RED	4325.0	-	-	-
B	-	-	MB13EE	3510324 R1	1.16	16.0	Thin Wall XLPE Primary Cable	PINK	4510.0	-	-	-
C	-	-	MB11-GBE	3510360 R1	1.16	16.0	Thin Wall XLPE Primary Cable	WHITE	2700.0	-	-	-

Connector Name	A02-1918B
Part Number	1661199C1
Instances	LT/RH/LoneStar - X15/A26 - Telematics (QUALCOMM MCP50):Diagram1
Mates	MODU-QULCM_MCP50-2035-07-0 2A



Name	Terminal Part Number	V-Min	Name	Wire Part Number	Wire CSA	Wire Spec	Wire Material description	Wire Color Description	Wire Length	End2 Terminal Part Number	End2 Pin Name	End2 Connect or
A	-	-	KC14ED	3510366 R1	1.16	16.0	Thin Wall XLPE Primary Cable	RED	650.0	-	-	-
B	-	-	KC13EE	3510324 R1	1.16	16.0	Thin Wall XLPE Primary Cable	PINK	835.0	-	-	-
C	-	-	KC11-GBE	3510360 R1	1.16	16.0	Thin Wall XLPE Primary Cable	WHITE	1975.0	-	-	-

Connector Name	A02-1918
Part Number	1661199C1
Instances	LT/RH/LoneStar - X15/A26 - Telematics (OMNIVISION MD):Diagram1 LT/RH/LoneStar - X15/A26 - Telematics (OMNIVISION W/ J1939 & PANIC BUTTON):Diagram1
Mates	MODU-OMNIVISION-2035-03-08A



Name	Terminal Part Number	V-Min	Name	Wire Part Number	Wire CSA	Wire Spec	Wire Material description	Wire Color Description	Wire Length	End2 Terminal Part Number	End2 Pin Name	End2 Connect or
A	-	-	CT14ED	3510365 R1	0.79	18.0	Thin Wall XLPE Primary Cable	RED	3395.0	-	-	-
B	-	-	CT13EE	3510323 R1	0.79	18.0	Thin Wall XLPE Primary Cable	PINK	3580.0	-	-	-
C	-	-	CT11-GBE	3510360 R1	1.16	16.0	Thin Wall XLPE Primary Cable	WHITE	3600.0	-	-	-

Connector Name A02-1919A

Part Number 2005836C1

Instances LT/RH/LoneStar - X15/A26 - Telematics (OMNIVISION MD):Diagram2
LT/RH/LoneStar - X15/A26 - Telematics (OMNIVISION W/ J1939 & PANIC BUTTON):Diagram2

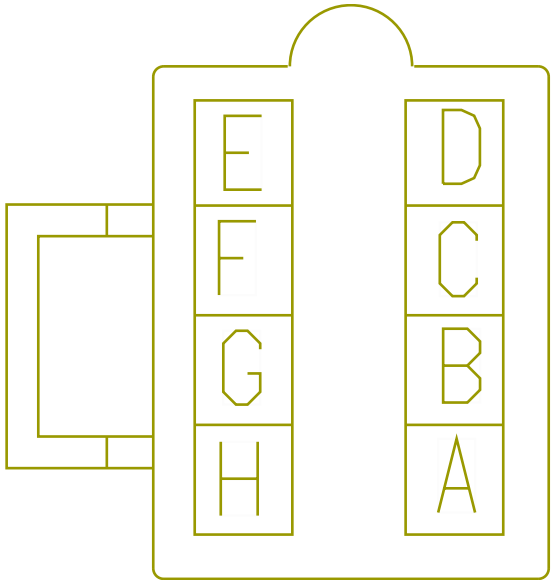

Name	Terminal Part Number	V-Min	Name	Wire Part Number	Wire CSA	Wire Spec	Wire Material description	Wire Color Description	Wire Length	End2 Terminal Part Number	End2 Pin Name	End2 Connector
A	-	-	MB86RCD	3510299 R1	0.79	18.0	Thin Wall XLPE Primary Cable	LIGHT GREEN	3050.0	-	A	A02-1917
B	-	-	MB11-GMW	3510358 R1	0.53	20.0	Thin Wall XLPE Primary Cable	WHITE	3550.0	-	B5	A02-1500A
C	-	-	-	-	-	-	-	-	-	-	-	-
D	-	-	-	-	-	-	-	-	-	-	-	-
E	-	-	MB86-GND	3510359 R1	0.79	18.0	Thin Wall XLPE Primary Cable	WHITE	3375.0	-	X	-
F	-	-	MB86HA	3510299 R1	0.79	18.0	Thin Wall XLPE Primary Cable	LIGHT GREEN	4045.0	-	C	A02-1916

Name	Terminal Part Number	V-Min	Name	Wire Part Number	Wire CSA	Wire Spec	Wire Material description	Wire Color Description	Wire Length	End2 Terminal Part Number	End2 Pin Name	End2 Connector
G	-	-	MB86JA	3510299 R1	0.79	18.0	Thin Wall XLPE Primary Cable	LIGHT GREEN	4045.0	-	D	A02-1916

Connector Name	A02-1919
Part Number	2005836C1
Instances	LT/RH/LoneStar - X15/A26 - Telematics (OMNIVISION MD):Diagram1 LT/RH/LoneStar - X15/A26 - Telematics (OMNIVISION W/ J1939 & PANIC BUTTON):Diagram1
Mates	MODU-OMNIVISION-2035-03-08A

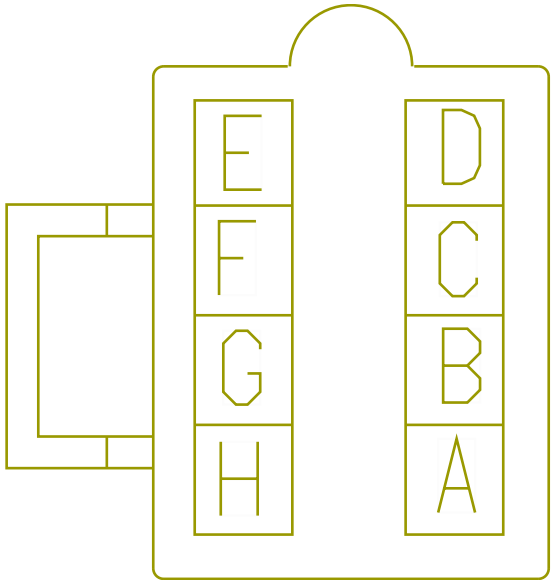

Name	Terminal Part Number	V-Min	Name	Wire Part Number	Wire CSA	Wire Spec	Wire Material description	Wire Color Description	Wire Length	End2 Terminal Part Number	End2 Pin Name	End2 Connector
A	-	-	CT86RCD	3510299 R1	0.79	18.0	Thin Wall XLPE Primary Cable	LIGHT GREEN	3340.0	-	A	A02-1917
B	-	-	CT11-GMW	3510358 R1	0.53	20.0	Thin Wall XLPE Primary Cable	WHITE	2420.0	-	B5	A02-1500A
C	-	-	-	-	-	-	-	-	-	-	-	-
D	-	-	-	-	-	-	-	-	-	-	-	-
E	-	-	CT86-GND	3510359 R1	0.79	18.0	Thin Wall XLPE Primary Cable	WHITE	1095.0	-	X	-
F	-	-	CT86HA	3510299 R1	0.79	18.0	Thin Wall XLPE Primary Cable	LIGHT GREEN	2065.0	-	C	A02-1916

Name	Terminal Part Number	V-Min	Name	Wire Part Number	Wire CSA	Wire Spec	Wire Material description	Wire Color Description	Wire Length	End2 Terminal Part Number	End2 Pin Name	End2 Connector
G	-	-	CT86JA	3510299 R1	0.79	18.0	Thin Wall XLPE Primary Cable	LIGHT GREEN	2065.0	-	D	A02-1916

Connector Name	A02-1921
Part Number	587565C91
Instances	LT/RH/LoneStar - X15/A26 - Telematics QUALCOMM IMCT DAYCAB With PANIC BUTTON:Diagram1
Mates	SW-PANIC-2035-01-05A

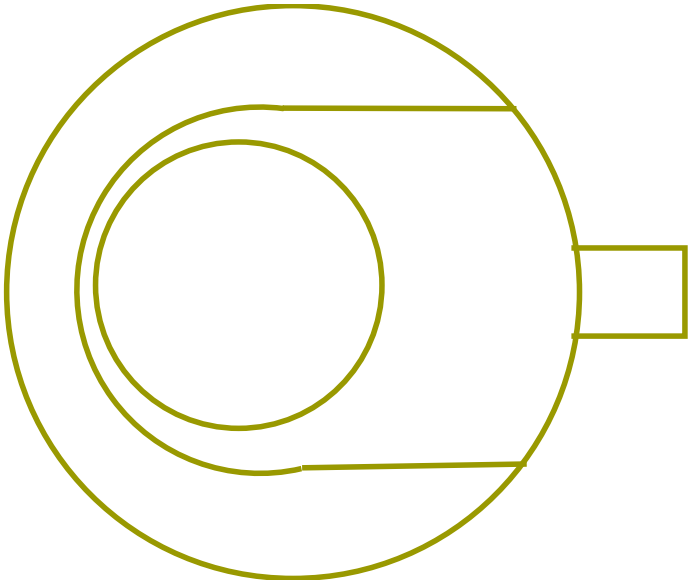

Name	Terminal Part Number	V-Min	Name	Wire Part Number	Wire CSA	Wire Spec	Wire Material description	Wire Color Description	Wire Length	End2 Terminal Part Number	End2 Pin Name	End2 Connect or
A	-	-	CN98J	3510293 R1	0.79	18.0	Thin Wall XLPE Primary Cable	BLACK	3390.0	-	4	A02-1111M

Connector Name	A02-1924
Part Number	1661260C1
Instances	LT/RH/LoneStar - X15/A26 - Telematics (OMNIVISION W/ J1939 & PANIC BUTTON):Diagram1 LT/RH/LoneStar - X15/A26 - Telematics (OMNIVISION W/ J1939 & PANIC BUTTON):Diagram2
Mates	SW-PANIC-2035-03-08A



Name	Terminal Part Number	V-Min	Name	Wire Part Number	Wire CSA	Wire Spec	Wire Material description	Wire Color Description	Wire Length	End2 Terminal Part Number	End2 Pin Name	End2 Connect or
A	-	-	ZY98-GBE	3510359 R1	0.79	18.0	Thin Wall XLPE Primary Cable	WHITE	2785.0	-	X	-
B	-	-	ZY98J	3510293 R1	0.79	18.0	Thin Wall XLPE Primary Cable	BLACK	3390.0	-	4	A02-1111M

Connector Name	A02-1925
Part Number	587567C91
Instances	LT/RH/LoneStar - X15/A26 - Seats Climate Controlled (Drivers Heated Seat):Diagram1
Mates	SEAT-DRIVERS-2010-01-01A

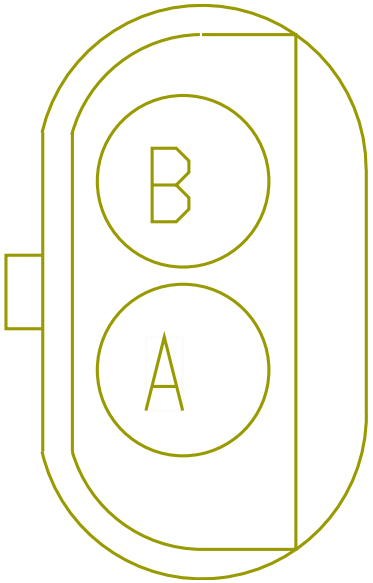

Name	Terminal Part Number	V-Min	Name	Wire Part Number	Wire CSA	Wire Spec	Wire Material description	Wire Color Description	Wire Length	End2 Terminal Part Number	End2 Pin Name	End2 Connect or
A	-	-	HC105-GAP	3510359 R1	0.79	18.0	Thin Wall XLPE Primary Cable	WHITE	3085.0	-	-	-
B	-	-	HC105	3510299 R1	0.79	18.0	Thin Wall XLPE Primary Cable	LIGHT GREEN	3950.0	-	-	-

Connector Name	A02-1926
Part Number	3544677C1
Instances	LT/RH/LoneStar - X15/A26 - Seats (RollTek) Driver and Passenger (Hard Wired):Diagram1 LT/RH/LoneStar - X15/A26 - Seats (RolTek) Drivers Seat Only (Hard Wired) - Leather:Diagram1 LT/RH/LoneStar - X15/A26 - Seats (RolTek) Drivers Seat Only (Hard Wired) - Mordura:Diagram1 LT/RH/LoneStar - X15/A26 - Seats (RolTek) Drivers Seat Only (Hard Wired) - Vinyl:Diagram1
Mates	DEV-DRIVER_SEAT_ROLTEK-01



Name	Terminal Part Number	V-Min	Name	Wire Part Number	Wire CSA	Wire Spec	Wire Material description	Wire Color Description	Wire Length	End2 Terminal Part Number	End2 Pin Name	End2 Connect or
A	-	-	5E13BA	3510323 R1	0.79	18.0	Thin Wall XLPE Primary Cable	PINK	3115.0	-	X	-
B	-	-	5E11-GAR	3510359 R1	0.79	18.0	Thin Wall XLPE Primary Cable	WHITE	2580.0	-	-	-
C	-	-	-	-	-	-	-	-	-	-	-	-
D	-	-	-	-	-	-	-	-	-	-	-	-
E	-	-	5E179	3510359 R1	0.79	18.0	Thin Wall XLPE Primary Cable	WHITE	2720.0	-	1	-

Connector Name	A02-1931A
Part Number	4110679C1
Instances	LT/RH/LoneStar - X15/A26 - Telematics:OnCommand Telematics Module:Diagram1
Mates	MODU-XIRGO_BOX-2015-01-01A



Name	Terminal Part Number	V-Min	Name	Wire Part Number	Wire CSA	Wire Spec	Wire Material description	Wire Color Description	Wire Length	End2 Terminal Part Number	End2 Pin Name	End2 Connect or
1	-	-	-	-	-	-	-	-	-	-	-	-
8	-	-	-	-	-	-	-	-	-	-	-	-
13	-	-	XF11-GX	3510358 R1	0.53	20.0	Thin Wall XLPE Primary Cable	WHITE	425.0	-	-	-
14	-	-	XF14L	3510364 R1	0.53	20.0	Thin Wall XLPE Primary Cable	RED	1540.0	-	-	-

Connector Name	A02-1934M
Part Number	3554818C1
Instances	LT/RH/LoneStar - X15/A26 - Telematics (PEOPLE NET DAYCAB):Diagram1
Mates	MODU-PEOPLENET_CONN-2035-0 5-05A

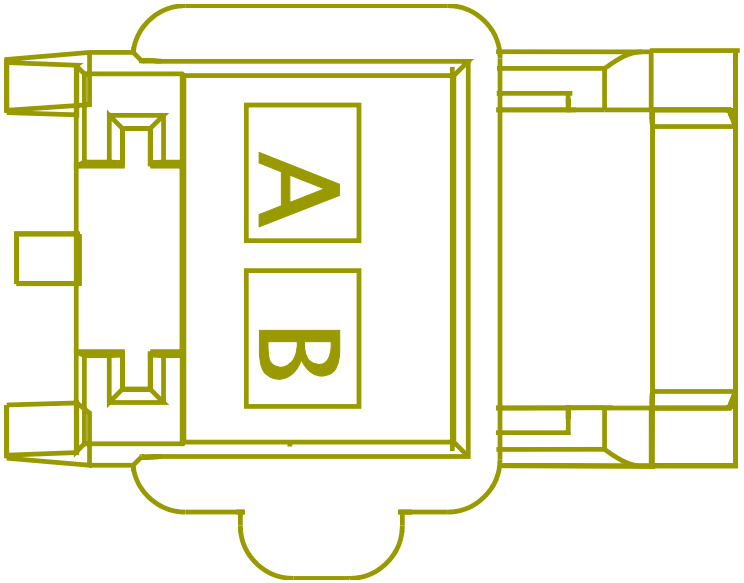

Name	Terminal Part Number	V-Min	Name	Wire Part Number	Wire CSA	Wire Spec	Wire Material description	Wire Color Description	Wire Length	End2 Terminal Part Number	End2 Pin Name	End2 Connect or
A	-	-	RH11-GBE	3510361 R1	1.91	14.0	Thin Wall XLPE Primary Cable	WHITE	510.0	-	-	-
B	-	-	RH14EA	3510367 R1	1.91	14.0	Thin Wall XLPE Primary Cable	RED	2745.0	-	-	-

Connector Name	A02-1940
Part Number	BLUNT_SL_VC
Instances	LT/RH/LoneStar - X15/A26 - Dual Aux Switch:Diagram1-Combination1 LT/RH/LoneStar - X15/A26 - Single Aux Switch:Diagram1 LT/RH/LoneStar - X15/A26 - Single Aux Switch:Diagram2
Mates	BLNT-OWNER_ACC_SW_1-2055-0 1-01A

Name	Terminal Part Number	V-Min	Name	Wire Part Number	Wire CSA	Wire Spec	Wire Material description	Wire Color Description	Wire Length	End2 Terminal Part Number	End2 Pin Name	End2 Connector
A	-	-	GF14SAD	3510302 R1	3.01	12.0	Thin Wall XLPE Primary Cable	LIGHT GREEN	245.0	-	R2-87	1013
A	-	-	GB14SAG	3510302 R1	3.01	12.0	Thin Wall XLPE Primary Cable	LIGHT GREEN	245.0	-	R2-87	1013

Connector Name	A02-1941
Part Number	BLUNT_SL_VC
Instances	LT/RH/LoneStar - X15/A26 - Dual Aux Switch:Diagram1-Combination1
Mates	BLNT-OWNER_ACC_SW_2-20550- 2-01A

Name	Terminal Part Number	V-Min	Name	Wire Part Number	Wire CSA	Wire Spec	Wire Material description	Wire Color Description	Wire Length	End2 Terminal Part Number	End2 Pin Name	End2 Connect or
A	-	-	CE14SBD	3510302 R1	3.01	12.0	Thin Wall XLPE Primary Cable	LIGHT GREEN	320.0	-	R5-87	1013

Connector Name	A02-2TB1
Part Number	3722128C1
Instances	LT/RH/LoneStar - X15/A26 - Telematics (TRIPMASTER DAYCAB):Diagram1
Mates	MODU-TRIPMASTER-2035-10-04A

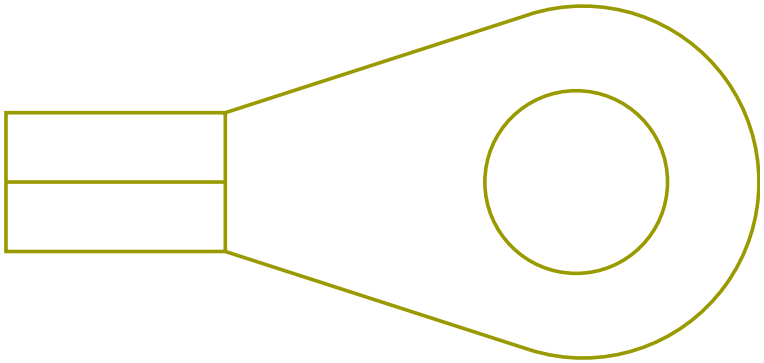

Name	Terminal Part Number	V-Min	Name	Wire Part Number	Wire CSA	Wire Spec	Wire Material description	Wire Color Description	Wire Length	End2 Terminal Part Number	End2 Pin Name	End2 Connect or
A	-	-	CF11-GSD	3510359 R1	0.79	18.0	Thin Wall XLPE Primary Cable	WHITE	2335.0	-	X	-

Connector Name	A02-2TB2
Part Number	3722128C1
Instances	LT/RH/LoneStar - X15/A26 - Telematics (TRIPMASTER DAYCAB):Diagram1
Mates	MODU-TRIPMASTER-2035-10-04A

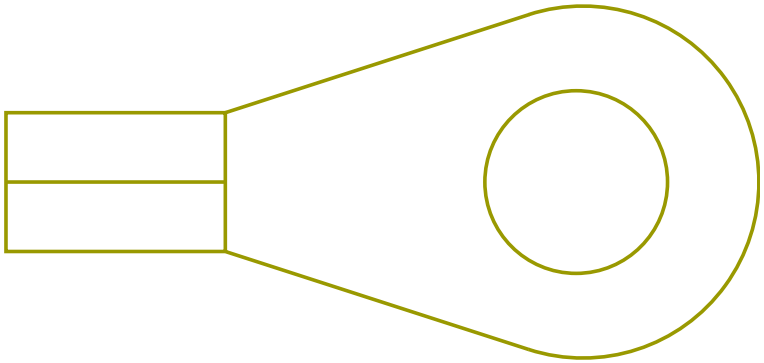

Name	Terminal Part Number	V-Min	Name	Wire Part Number	Wire CSA	Wire Spec	Wire Material description	Wire Color Description	Wire Length	End2 Terminal Part Number	End2 Pin Name	End2 Connect or
A	-	-	CF50S	3510335 R1	0.79	18.0	Thin Wall XLPE Primary Cable	YELLOW 2	4605.0	-	R1-30	1014

Connector Name	A02-2223
Part Number	1669972C1
Instances	LT/RH/LoneStar - X15/A26 - (Rand Mcnallly) GPS Display:Diagram1
Mates	MODU-GPS-DISP-2034-02-01A



Name	Terminal Part Number	V-Min	Name	Wire Part Number	Wire CSA	Wire Spec	Wire Material description	Wire Color Description	Wire Length	End2 Terminal Part Number	End2 Pin Name	End2 Connect or
A	-	-	BH12A	3510341 R1	0.79	18.0	Thin Wall XLPE Primary Cable	LIGHT BLUE	1840.0	-	-	-
B	-	-	BH11-GAL	3510359 R1	0.79	18.0	Thin Wall XLPE Primary Cable	WHITE	1115.0	-	-	-

Connector Name	A02-2224
Part Number	3833917C1
Instances	LT/RH/LoneStar - X15/A26 - Vehicle Information Display (VID-W/BT):Diagram1 LT/RH/LoneStar - X15/A26 - Vehicle Information Display (VID-W/O BT):Diagram1
Mates	MODU-VID-2025-01-01A

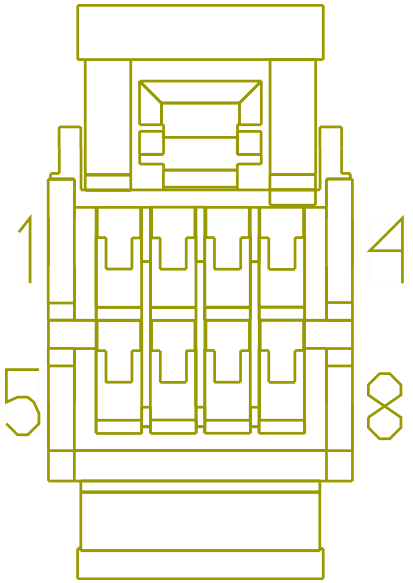

Name	Terminal Part Number	V-Min	Name	Wire Part Number	Wire CSA	Wire Spec	Wire Material description	Wire Color Description	Wire Length	End2 Terminal Part Number	End2 Pin Name	End2 Connect or
1	-	-	RF14AA	3510322 R1	0.53	20.0	Thin Wall XLPE Primary Cable	PINK	1740.0	-	-	-
2	-	-	RE10AA	3510358 R1	0.53	20.0	Thin Wall XLPE Primary Cable	WHITE	150.0	-	X	-
3	-	-	RC12B	3510340 R1	0.53	20.0	Thin Wall XLPE Primary Cable	LIGHT BLUE	1740.0	-	-	-
5	-	-	RE10AB	3510358 R1	0.53	20.0	Thin Wall XLPE Primary Cable	WHITE	150.0	-	X	-

Connector Name	A02-2225
Part Number	3834322C1
Instances	LT/RH/LoneStar - X15/A26 - Vehicle Information Display (VID-W/BT):Diagram1 LT/RH/LoneStar - X15/A26 - Vehicle Information Display (VID-W/O BT):Diagram1
Mates	MODU-VID-2025-01-01A

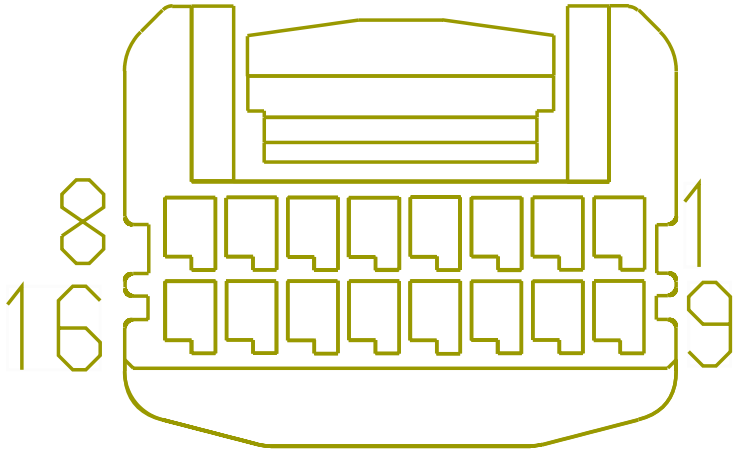

Name	Terminal Part Number	V-Min	Name	Wire Part Number	Wire CSA	Wire Spec	Wire Material description	Wire Color Description	Wire Length	End2 Terminal Part Number	End2 Pin Name	End2 Connector
1	-	-	RE9A	3510310 R1	0.53	20.0	Thin Wall XLPE Primary Cable	GREY	530.0	-	-	-
8	-	-	-	-	-	-	-	-	-	-	-	-
10	-	-	RE10AC	3510358 R1	0.53	20.0	Thin Wall XLPE Primary Cable	WHITE	150.0	-	X	-
11	-	-	RF86AA	3510298 R1	0.53	20.0	Thin Wall XLPE Primary Cable	LIGHT GREEN	710.0	-	7	A02-1301-MIC
12	-	-	RF86AB	3510298 R1	0.53	20.0	Thin Wall XLPE Primary Cable	LIGHT GREEN	710.0	-	10	A02-1301-MIC

Name	Terminal Part Number	V-Min	Name	Wire Part Number	Wire CSA	Wire Spec	Wire Material description	Wire Color Description	Wire Length	End2 Terminal Part Number	End2 Pin Name	End2 Connector
13	-	-	RF86AC	3510298 R1	0.53	20.0	Thin Wall XLPE Primary Cable	LIGHT GREEN	710.0	-	9	A02-130 1-MIC
14	-	-	RF86AD	3510298 R1	0.53	20.0	Thin Wall XLPE Primary Cable	LIGHT GREEN	710.0	-	11	A02-130 1-MIC
15	-	-	RE10AD	3510358 R1	0.53	20.0	Thin Wall XLPE Primary Cable	WHITE	150.0	-	X	-
16	-	-	-	-	-	-	-	-	-	-	-	-

Connector Name	A02-4TB1
Part Number	3722128C1
Instances	LT/RH/LoneStar - X15/A26 - Telematics (TRIPMASTER DAYCAB):Diagram1
Mates	MODU-TRIPMASTER-2035-10-04A

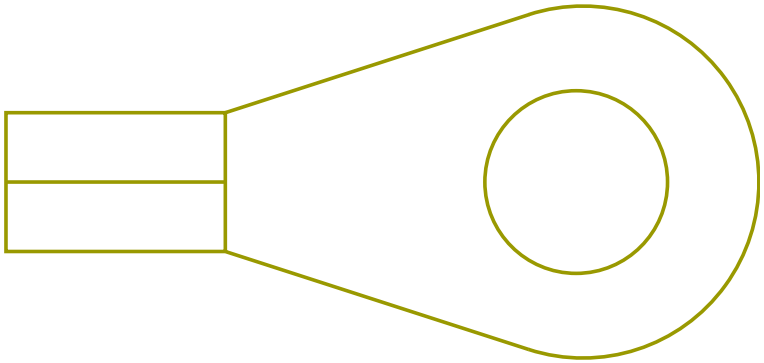

Name	Terminal Part Number	V-Min	Name	Wire Part Number	Wire CSA	Wire Spec	Wire Material description	Wire Color Description	Wire Length	End2 Terminal Part Number	End2 Pin Name	End2 Connect or
A	-	-	CF13SD	3510323 R1	0.79	18.0	Thin Wall XLPE Primary Cable	PINK	4125.0	-	X	-

Connector Name	A02-4500
Part Number	1661375C2
Instances	LT/RH - X15/A26 - Windshield Wipers Cruise Disable & Park Brake W/Wipers ON:Diagram1 LT/RH - X15/A26 - Windshield Wipers Cruise Disable W/Wipers ON:Diagram1 LT/RH/LoneStar - X15/A26 - Windshield Wipers Park Brake W/ Wipers ON:Diagram1 LT/RH/LoneStar - X15/A26 - Windshield Wipers Standard:Diagram1
Mates	MOT-WIPER-1031-03-01A

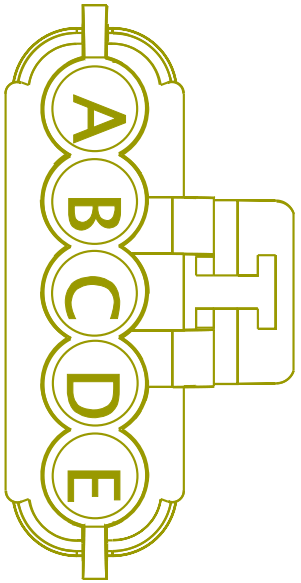

Name	Terminal Part Number	V-Min	Name	Wire Part Number	Wire CSA	Wire Spec	Wire Material description	Wire Color Description	Wire Length	End2 Terminal Part Number	End2 Pin Name	End2 Connect or
A	-	-	AA82DJ	3510312 R1	1.16	16.0	Thin Wall XLPE Primary Cable	GREY	2080.0	-	74	1703F
B	-	-	AA82JJ	3510312 R1	1.16	16.0	Thin Wall XLPE Primary Cable	GREY	2080.0	-	72	1703F
C	-	-	AA82-GJ	3510360 R1	1.16	16.0	Thin Wall XLPE Primary Cable	WHITE	2080.0	-	8	1703F
D	-	-	YG82KJ	3510312 R1	1.16	16.0	Thin Wall XLPE Primary Cable	GREY	2080.0	-	69	1703F

Name	Terminal Part Number	V-Min	Name	Wire Part Number	Wire CSA	Wire Spec	Wire Material description	Wire Color Description	Wire Length	End2 Terminal Part Number	End2 Pin Name	End2 Connect or
E	-	-	AA82LJ	3510312 R1	1.16	16.0	Thin Wall XLPE Primary Cable	GREY	2080.0	-	70	1703F

Connector Name	A02-5759F
Part Number	587567C91
Instances	LT/RH/LoneStar - X15/A26 - Mobile Communications Sensor Wiring Effects for Trailer TRAC:Diagram1
Mates	Trailer Tracs-2035-13-01A

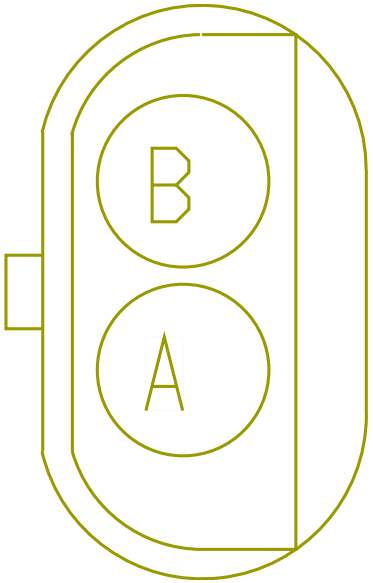

Name	Terminal Part Number	V-Min	Name	Wire Part Number	Wire CSA	Wire Spec	Wire Material description	Wire Color Description	Wire Length	End2 Terminal Part Number	End2 Pin Name	End2 Connect or
A	-	-	HG94TT	3510311 R1	0.79	18.0	Thin Wall XLPE Primary Cable	GREY	4370.0	-	7	1017

Connector Name	A02-6202
Part Number	3590299C1
Instances	LT/RH/LoneStar X15 - Heating Ventilation & Air Conditioning (HVAC) Auto Temp Control:Diagram1 - HVAC LT/RH/LoneStar X15 - Heating Ventilation & Air Conditioning (HVAC) Manual:Diagram1 - HVAC
Mates	DEV-LOW_PRESSURE_SWITCH-01

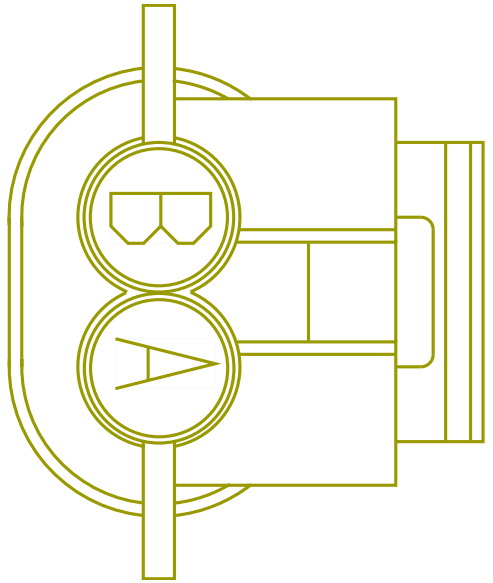

Name	Terminal Part Number	V-Min	Name	Wire Part Number	Wire CSA	Wire Spec	Wire Material description	Wire Color Description	Wire Length	End2 Terminal Part Number	End2 Pin Name	End2 Connect or
A	-	-	AA9AE	3510311 R1	0.79	18.0	Thin Wall XLPE Primary Cable	GREY	1300.0	-	X	-
B	-	-	AA74J	3510299 R1	0.79	18.0	Thin Wall XLPE Primary Cable	LIGHT GREEN	1625.0	-	17	1703F

Connector Name	A02-8051
Part Number	1661778C1
Instances	LT/RH - X15/A26 - Skirt Light Customer Supplied:Diagram1
Mates	LT-CS_RS_Skirt-1040-01-02

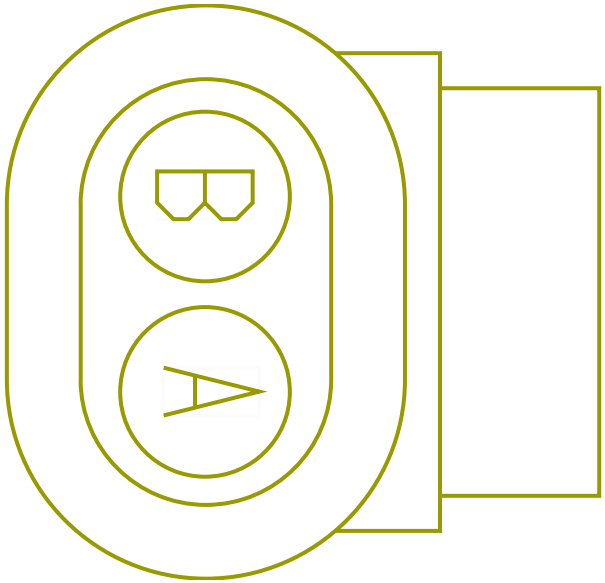

Name	Terminal Part Number	V-Min	Name	Wire Part Number	Wire CSA	Wire Spec	Wire Material description	Wire Color Description	Wire Length	End2 Terminal Part Number	End2 Pin Name	End2 Connect or
A	-	-	DY54XAJ	3510306 R1	1.16	16.0	Thin Wall XLPE Primary Cable	BROWN	325.0	-	76	1703F
B	-	-	DY54-GX AJ	3510360 R1	1.16	16.0	Thin Wall XLPE Primary Cable	WHITE	325.0	-	12	1703F

Connector Name	A02_0009
Part Number	4063156C1
Instances	Steering Wheel W/Air Bag:Diagram1
Mates	MODU-LCM-A004-00-01

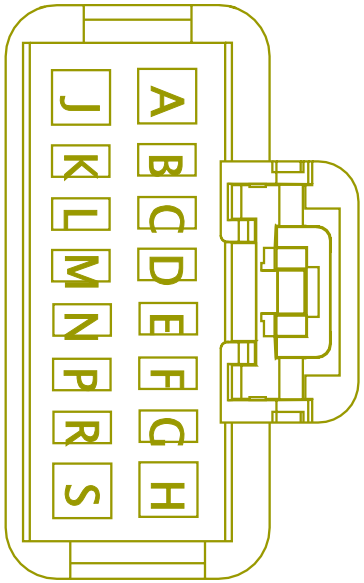

Name	Terminal Part Number	V-Min	Name	Wire Part Number	Wire CSA	Wire Spec	Wire Material description	Wire Color Description	Wire Length	End2 Terminal Part Number	End2 Pin Name	End2 Connector
J	-	-	AA11-GN	-	0.0	18.0	-	WHITE	0.0	-	PIN1	-
L	-	-	AA62	-	0.0	18.0	-	DARK BLUE	0.0	-	PIN1	-

Connector Name	A02_0009
Part Number	4063156C1
Instances	LT/RH - A26 - Auto Start Stop and Sleeper Auto Climate Cab Temp Oil Mapping (Manual Trans):Diagram1 LT/RH - A26 - Auto Start Stop Battery Oil Temp Mapping Manual Trans:Diagram1 LT/RH - A26 - Auto Start Stop with Sleeper Auto Climate Cab Temp Oil Mapping (Auto Trans):Diagram1 LT/RH - X15/A26 - Panic Switch (Sleeper):Diagram1
Mates	MODU-LCM-A004-00-01

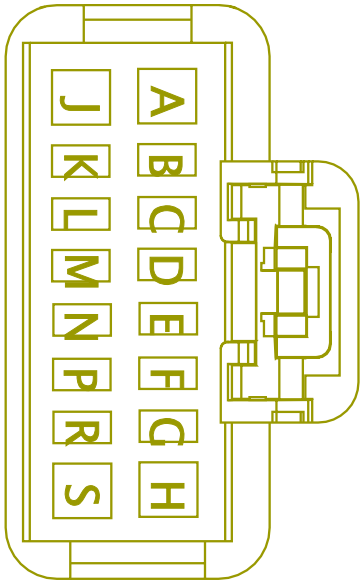

Name	Terminal Part Number	V-Min	Name	Wire Part Number	Wire CSA	Wire Spec	Wire Material description	Wire Color Description	Wire Length	End2 Terminal Part Number	End2 Pin Name	End2 Connector
M	-	-	4V62FB	-	0.0	16.0	-	DARK BLUE	0.0	-	X	-
M	-	-	DA62DA	3510354 R1	1.16	16.0	Thin Wall XLPE Primary Cable	DARK BLUE	1220.0	-	-	-
M	-	-	4G62DB	3510354 R1	1.16	16.0	Thin Wall XLPE Primary Cable	DARK BLUE	330.0	-	X	-

Connector Name	A02_1002
Part Number	2015884C1
Instances	LT/RH - A26 - Underhood PDM:Diagram 1
Mates	CP-B1-K1-1C

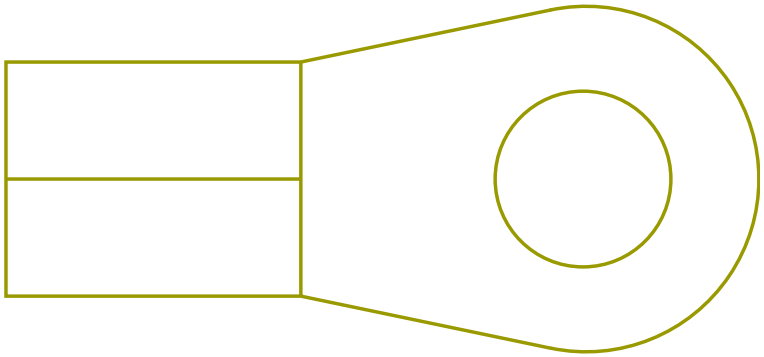

Name	Terminal Part Number	V-Min	Name	Wire Part Number	Wire CSA	Wire Spec	Wire Material description	Wire Color Description	Wire Length	End2 Terminal Part Number	End2 Pin Name	End2 Connect or
A	-	-	AL14	2644026 R1	18.94	4.0	Std. Wall XLPE Battery Cable	RED	2235.0	-	-	-

Connector Name	A02_1003
Part Number	3752570C1
Instances	LT/RH - A26 - Underhood PDM:Diagram 1
Mates	CP-B1-K1-1B

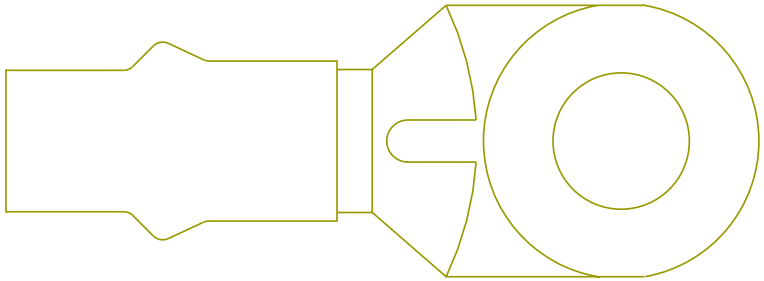

Name	Terminal Part Number	V-Min	Name	Wire Part Number	Wire CSA	Wire Spec	Wire Material description	Wire Color Description	Wire Length	End2 Terminal Part Number	End2 Pin Name	End2 Connect or
A	-	-	RP14W	2643701 R1	7.48	8.0	Std. Wall XLPE Primary Cable	RED	2817.0	-	-	-

Connector Name A02_1004B
Part Number 3710088C1
Instances Steering Wheel W/Air Bag:Diagram1

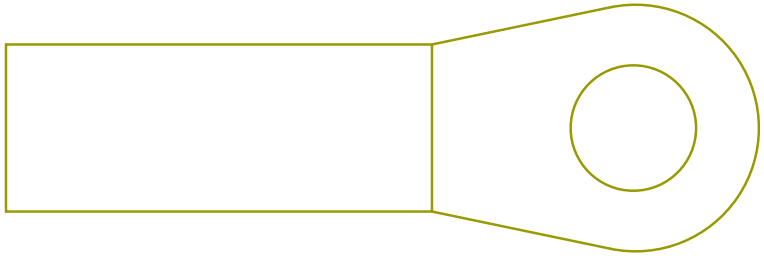

Name	Terminal Part Number	V-Min	Name	Wire Part Number	Wire CSA	Wire Spec	Wire Material description	Wire Color Description	Wire Length	End2 Terminal Part Number	End2 Pin Name	End2 Connect or
A	-	-	AA11-GCA	-	0.0	12.0	-	WHITE	0.0	-	PIN1	-

Connector Name A02_1012

Part Number 3768010C1

Instances LT/RH - A26 - Backup Light (Dual Reverse Light)Allison/ZF Trans:Diagram1
LT/RH - A26 - Backup Light (Dual Reverse Light)Allison/ZF Trans:Diagram2
LT/RH - A26 - Backup Light (Dual Reverse LT) - Relay Coil CTRL by TCM - 6 PIN:Diagram1
LT/RH - A26 - Backup Light (Dual Reverse LT) - Relay Coil CTRL by TCM - 6 PIN:Diagram2
LT/RH - A26 - Backup Light (Reverse Light) Allison/ZF Trans:Diagram1
LT/RH - A26 - Backup Light (Single Reverse Light) Procision, Endurant:Diagram1
LT/RH - A26 - Backup Light (Single Reverse Light) W/ Allison:Diagram1
LT/RH - A26 - Backup Light (Single Reverse Light)Yukon AMT:Diagram1
LT/RH - A26 - Backup Lights (W/ BB TRLR SKT)Allison/ZF Trans:Diagram1

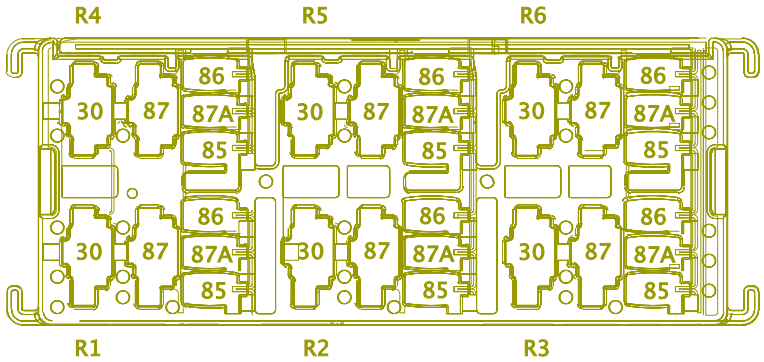

Mates RLY-REVERSE_ALARM/LIGHT-01

Name	Terminal Part Number	V-Min	Name	Wire Part Number	Wire CSA	Wire Spec	Wire Material description	Wire Color Description	Wire Length	End2 Terminal Part Number	End2 Pin Name	End2 Connector
R2-30	-	-	3T71A	3510318 R1	1.16	16.0	Thin Wall XLPE Primary Cable	ORANGE	65.0	-	X	-
R2-30	-	-	BJ71	3510318 R1	1.16	16.0	Thin Wall XLPE Primary Cable	ORANGE	395.0	-	-	-
R2-85	-	-	3T71B	3510316 R1	0.53	20.0	Thin Wall XLPE Primary Cable	ORANGE	65.0	-	X	-

Name	Terminal Part Number	V-Min	Name	Wire Part Number	Wire CSA	Wire Spec	Wire Material description	Wire Color Description	Wire Length	End2 Terminal Part Number	End2 Pin Name	End2 Connect or
R2-85	-	-	BJ92R2	3510329 R1	0.79	18.0	Thin Wall XLPE Primary Cable	TAN	3040.0	-	66	1703M
R2-86	-	-	3T92#16 5A	3510329 R1	0.79	18.0	Thin Wall XLPE Primary Cable	TAN	3040.0	-	45	1703M
R2-86	-	-	BJ92R1	3510329 R1	0.79	18.0	Thin Wall XLPE Primary Cable	TAN	3040.0	-	45	1703M
R2-87	-	-	3T71BA	3510318 R1	1.16	16.0	Thin Wall XLPE Primary Cable	ORANGE	1715.0	-	-	-
R2-87	-	-	BJ71BA	3510318 R1	1.16	16.0	Thin Wall XLPE Primary Cable	ORANGE	1715.0	-	-	-
R2-87	-	-	BK71A	3510318 R1	1.16	16.0	Thin Wall XLPE Primary Cable	ORANGE	1055.0	-	X	-
R2-87A	-	-	-	-	-	-	-	-	-	-	-	-

Connector Name A02_1013

Part Number 3768010C1

Instances LT/RH - A26 - Body Builder Lighting - (BOC EOF In Cab) (8HAB 8HAE 8HAU) (Manual):Diagram1
LT/RH - A26 - Body Builder Lighting - (BOC EOF In Cab) (8HAB 8HAE 8HAU) (Manual):Diagram2

Mates RLY-BODY_STOP-01

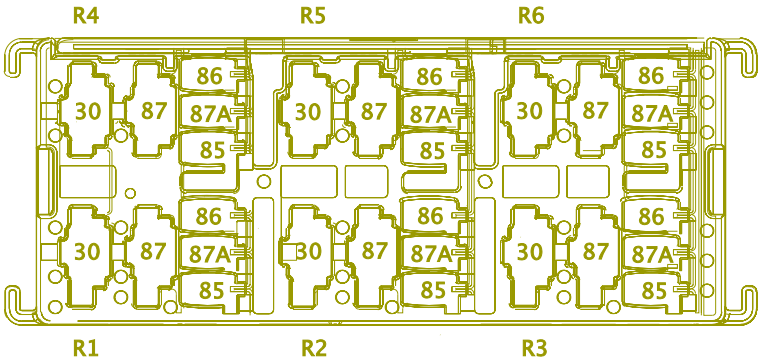

Name	Terminal Part Number	V-Min	Name	Wire Part Number	Wire CSA	Wire Spec	Wire Material description	Wire Color Description	Wire Length	End2 Terminal Part Number	End2 Pin Name	End2 Connector
R3-30	-	-	BG70JA	3510368 R1	3.01	12.0	Thin Wall XLPE Primary Cable	RED	415.0	-	-	-
R3-30	-	-	BL70J	3510368 R1	3.01	12.0	Thin Wall XLPE Primary Cable	RED	415.0	-	-	-
R3-85	-	-	BG70-GTA	3510359 R1	0.79	18.0	Thin Wall XLPE Primary Cable	WHITE	1415.0	-	-	-
R3-85	-	-	BL70-GT	3510359 R1	0.79	18.0	Thin Wall XLPE Primary Cable	WHITE	1415.0	-	-	-
R3-86	-	-	BG70CB	-	0.0	18.0	-	RED	0.0	-	PIN1	-

Name	Terminal Part Number	V-Min	Name	Wire Part Number	Wire CSA	Wire Spec	Wire Material description	Wire Color Description	Wire Length	End2 Terminal Part Number	End2 Pin Name	End2 Connector
R3-86	-	-	BL70C	3510365 R1	0.79	18.0	Thin Wall XLPE Primary Cable	RED	2090.0	-	F15	J4-1601
R3-87	-	-	BL70BB	3510368 R1	3.01	12.0	Thin Wall XLPE Primary Cable	RED	1990.0	-	75	1700
R3-87	-	-	BG70BBA	-	0.0	12.0	-	RED	0.0	-	75	1700
R3-87A	-	-	-	-	-	-	-	-	-	-	-	-

Connector Name	A02_1014
Part Number	3768010C1
Instances	LT/RH - A26 - Auto Neutral (Allison with Multiplex Switch and Confirmation Telltale):Diagram1 LT/RH - A26 - Starter Interlock (BCM HSD Controlled w/ Relay & N/ Neutral Switch):Diagram1 LT/RH - A26 - Starter Interlock (BCM HSD Controlled W/ Relay & W/ Neutral Switch):Diagram1 LT/RH - A26 - Starter Interlocks (Service Brake Interlock):Diagram1
Mates	RLY-AUTO_NEUTRAL-01

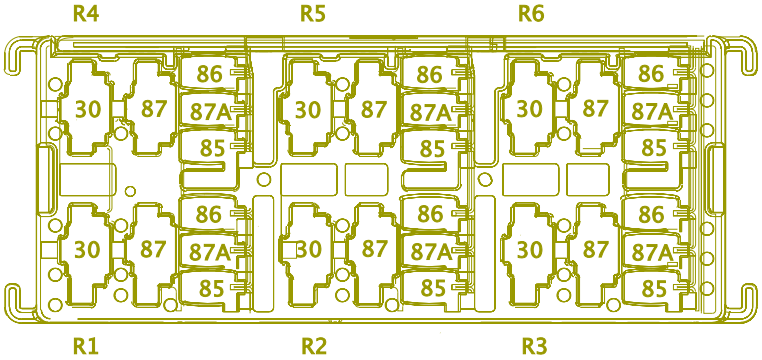

Name	Terminal Part Number	V-Min	Name	Wire Part Number	Wire CSA	Wire Spec	Wire Material description	Wire Color Description	Wire Length	End2 Terminal Part Number	End2 Pin Name	End2 Connector
R2-30	-	-	AZ14A	3510365 R1	0.79	18.0	Thin Wall XLPE Primary Cable	RED	390.0	-	-	-
R2-30	-	-	MD92#117	3510329 R1	0.79	18.0	Thin Wall XLPE Primary Cable	TAN	3070.0	-	31	1703M
R2-85	-	-	AZ92B	3510329 R1	0.79	18.0	Thin Wall XLPE Primary Cable	TAN	3070.0	-	28	1703M
R2-85	-	-	MD92-GD	3510359 R1	0.79	18.0	Thin Wall XLPE Primary Cable	WHITE	1955.0	-	-	-

Name	Terminal Part Number	V-Min	Name	Wire Part Number	Wire CSA	Wire Spec	Wire Material description	Wire Color Description	Wire Length	End2 Terminal Part Number	End2 Pin Name	End2 Connector
R2-86	-	-	AZ92-GC	3510358 R1	0.53	20.0	Thin Wall XLPE Primary Cable	WHITE	3070.0	-	21	1703M
R2-86	-	-	MD92A	3510329 R1	0.79	18.0	Thin Wall XLPE Primary Cable	TAN	2120.0	-	E16	J4-1601
R2-87	-	-	AZ17B	3510323 R1	0.79	18.0	Thin Wall XLPE Primary Cable	PINK	2635.0	-	M	J6-1606
R2-87	-	-	MD92#103	3510329 R1	0.79	18.0	Thin Wall XLPE Primary Cable	TAN	3070.0	-	30	1703M
R2-87A	-	-	-	-	-	-	-	-	-	-	-	-

Connector Name	A02_1050
Part Number	1661260C1
Instances	LT/RH - X15/A26 - Lane Departure Warning - (Wabco OnLane 2.0 w/ tweeter):Diagram1
Mates	DEV-SPKR_RIGHT_TWEETER-01



Name	Terminal Part Number	V-Min	Name	Wire Part Number	Wire CSA	Wire Spec	Wire Material description	Wire Color Description	Wire Length	End2 Terminal Part Number	End2 Pin Name	End2 Connect or
A	-	-	AM186AT	3510299 R1	0.79	18.0	Thin Wall XLPE Primary Cable	LIGHT GREEN	1932.0	-	8	2000
B	-	-	AM186YL	3510299 R1	0.79	18.0	Thin Wall XLPE Primary Cable	LIGHT GREEN	1932.0	-	6	2000

Connector Name	A02_1051
Part Number	1661260C1
Instances	LT/RH - X15/A26 - Lane Departure Warning - (Wabco OnLane 2.0 w/ tweeter):Diagram1
Mates	DEV-SPKR_LEFT_TWEETER_01



Name	Terminal Part Number	V-Min	Name	Wire Part Number	Wire CSA	Wire Spec	Wire Material description	Wire Color Description	Wire Length	End2 Terminal Part Number	End2 Pin Name	End2 Connect or
A	-	-	AM186AR	3510299 R1	0.79	18.0	Thin Wall XLPE Primary Cable	LIGHT GREEN	789.0	-	7	2000
B	-	-	AM186AS	3510299 R1	0.79	18.0	Thin Wall XLPE Primary Cable	LIGHT GREEN	819.0	-	E	A02_16B

Connector Name	A02_1114M
Part Number	3928059C1
Instances	LT/RH - A26 - Auto Start Stop and Sleeper Auto Climate Cab Temp Oil Mapping (Manual Trans):Diagram1 LT/RH - A26 - Auto Start Stop Battery Oil Temp Mapping Manual Trans:Diagram1 LT/RH - A26 - Auto Start Stop with Sleeper Auto Climate Cab Temp Oil Mapping (Auto Trans):Diagram1
Mates	SW-AUTO_SS_ENABLE-01



Name	Terminal Part Number	V-Min	Name	Wire Part Number	Wire CSA	Wire Spec	Wire Material description	Wire Color Description	Wire Length	End2 Terminal Part Number	End2 Pin Name	End2 Connector
1	-	-	HA104SS	3510352 R1	0.53	20.0	Thin Wall XLPE Primary Cable	DARK BLUE	2045.0	-	A2	J7-1607
2	-	-	HA11-GAM	3510359 R1	0.79	18.0	Thin Wall XLPE Primary Cable	WHITE	0.0	-	9	A02_1114M
2	-	-	HA11-GT	3510359 R1	0.79	18.0	Thin Wall XLPE Primary Cable	WHITE	0.0	-	11	A02_1114M
3	-	-	-	-	-	-	-	-	-	-	-	-
4	-	-	HA104SP	3510352 R1	0.53	20.0	Thin Wall XLPE Primary Cable	DARK BLUE	2045.0	-	A1	J7-1607
5	-	-	-	-	-	-	-	-	-	-	-	-

Name	Terminal Part Number	V-Min	Name	Wire Part Number	Wire CSA	Wire Spec	Wire Material description	Wire Color Description	Wire Length	End2 Terminal Part Number	End2 Pin Name	End2 Connector
6	-	-	-	-	-	-	-	-	-	-	-	-
7	-	-	-	-	-	-	-	-	-	-	-	-
8	-	-	-	-	-	-	-	-	-	-	-	-
9	-	-	HA11-GAM	3510359 R1	0.79	18.0	Thin Wall XLPE Primary Cable	WHITE	0.0	-	2	A02_1114M
10	-	-	HA104BC	3510352 R1	0.53	20.0	Thin Wall XLPE Primary Cable	DARK BLUE	1985.0	-	F1	J4-1601
11	-	-	HA11-GT	3510359 R1	0.79	18.0	Thin Wall XLPE Primary Cable	WHITE	0.0	-	2	A02_1114M
11	-	-	HA11-GAT	3510359 R1	0.79	18.0	Thin Wall XLPE Primary Cable	WHITE	675.0	-	X	-
12	-	-	HA62DF	3510352 R1	0.53	20.0	Thin Wall XLPE Primary Cable	DARK BLUE	1580.0	-	-	-

Connector Name	A02_1127R
Part Number	1667741C1
Instances	Airbag (Driver Seat, Passenger Seat, and Steering Wheel):Diagram1 - Drvier
Mates	DEV-RESISTOR_390_OHM_2W-01

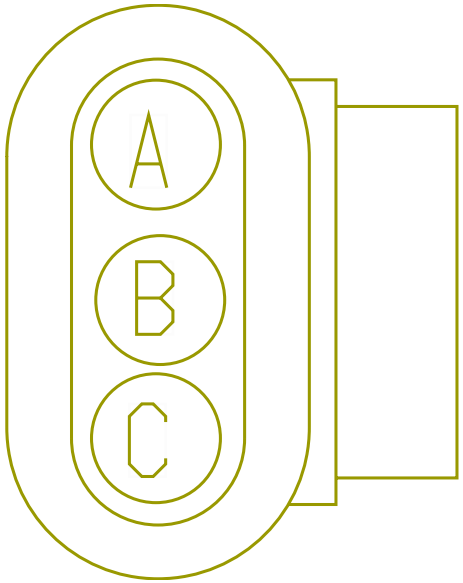

Name	Terminal Part Number	V-Min	Name	Wire Part Number	Wire CSA	Wire Spec	Wire Material description	Wire Color Description	Wire Length	End2 Terminal Part Number	End2 Pin Name	End2 Connect or
A	-	-	12L13BD	-	0.0	18.0	-	PINK	0.0	-	PIN1	-
C	-	-	12L179B	-	0.0	18.0	-	WHITE	0.0	-	PIN1	-

Connector Name	A02_1127R
Part Number	1667741C1
Instances	Airbag (Steering Wheel and Driver Seat):Diagram1
Mates	DEV-RESISTOR_390_OHM_2W-01

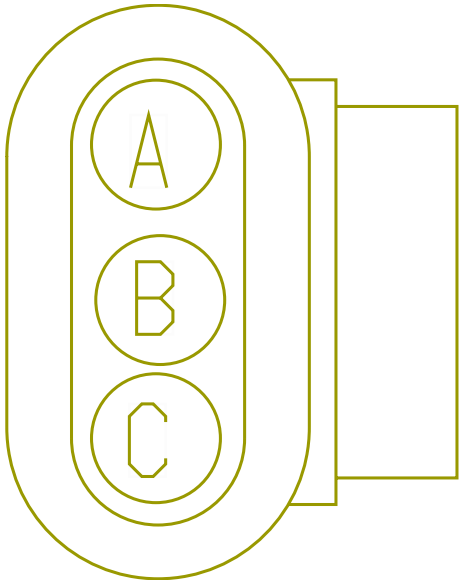

Name	Terminal Part Number	V-Min	Name	Wire Part Number	Wire CSA	Wire Spec	Wire Material description	Wire Color Description	Wire Length	End2 Terminal Part Number	End2 Pin Name	End2 Connect or
A	-	-	12L13BD	-	0.0	18.0	-	PINK	0.0	-	PIN1	-
C	-	-	12L179B	-	0.0	18.0	-	WHITE	0.0	-	PIN1	-

Connector Name	A02_1127R
Part Number	1667741C1
Instances	Airbag (Steering Wheel Only):Diagram1
Mates	DEV-RESISTOR_390_OHM_2W-01

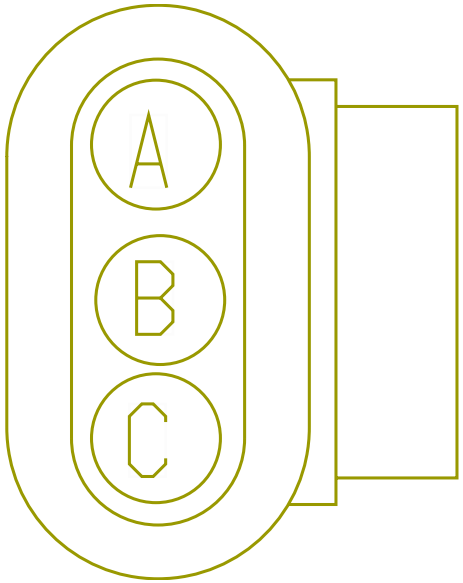

Name	Terminal Part Number	V-Min	Name	Wire Part Number	Wire CSA	Wire Spec	Wire Material description	Wire Color Description	Wire Length	End2 Terminal Part Number	End2 Pin Name	End2 Connect or
A	-	-	12L13BD	-	0.0	18.0	-	PINK	0.0	-	PIN1	-
C	-	-	12L179B	-	0.0	18.0	-	WHITE	0.0	-	PIN1	-

Connector Name A02_1200A

Part Number 3768152C1

Instances LT/RH - 2021 A26 - Heating Ventilation & Air Conditioning (HVAC) (Auto Control head W/PT Transducer N/Low Pressure SW):Diagram1 - HVAC
LT/RH - 2021 A26 - Heating Ventilation & Air Conditioning (HVAC) (Auto Control head W/PT Transducer N/Low Pressure SW):Diagram2 - Actuators
LT/RH - 2021 A26 - Heating Ventilation & Air Conditioning (HVAC) (Auto Control head W/PT Transducer N/Low Pressure SW):Diagram3 - Sensors
LT/RH - 2021 A26 - Heating Ventilation & Air Conditioning (HVAC) (Manual W/PT Transduce N/Low Pressure SW):Diagram1 - HVAC
LT/RH - 2021 A26 - Heating Ventilation & Air Conditioning (HVAC) (Manual W/PT Transduce N/Low Pressure SW):Diagram2 - Actuators

Mates DEV-HVAC_CTRL_HEAD_AUTO-01

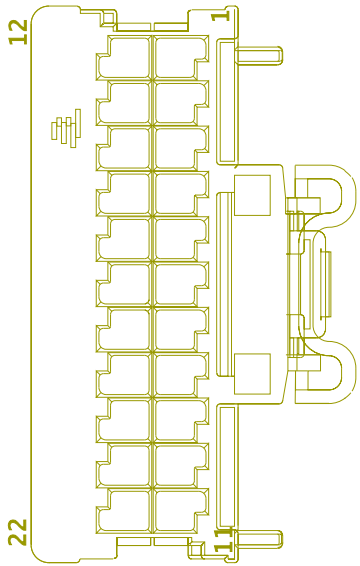

Name	Terminal Part Number	V-Min	Name	Wire Part Number	Wire CSA	Wire Spec	Wire Material description	Wire Color Description	Wire Length	End2 Terminal Part Number	End2 Pin Name	End2 Connect or
1	-	-	1A73A	-	0.0	20.0	-	LIGHT GREEN	0.0	-	X	-
2	-	-	1A74-G	-	0.0	20.0	-	WHITE	0.0	-	X	-
3	-	-	2E75D-G	2645643 R1	0.35	22.0	Thin Wall XLPE Primary Cable	LIGHT GREEN	2725.0	-	5	A02-1053
4	-	-	2E75D	2645643 R1	0.35	22.0	Thin Wall XLPE Primary Cable	LIGHT GREEN	2725.0	-	1	A02-1053
5	-	-	1A75B	-	0.0	20.0	-	LIGHT GREEN	0.0	-	P	A02_1200E
6	-	-	DH75A	3510298 R1	0.53	20.0	Thin Wall XLPE Primary Cable	LIGHT GREEN	695.0	-	X	-

Name	Terminal Part Number	V-Min	Name	Wire Part Number	Wire CSA	Wire Spec	Wire Material description	Wire Color Description	Wire Length	End2 Terminal Part Number	End2 Pin Name	End2 Connector
7	-	-	-	-	-	-	-	-	-	-	-	-
8	-	-	-	-	-	-	-	-	-	-	-	-
9	-	-	1A74A2	-	0.0	20.0	-	LIGHT GREEN	0.0	-	B	A02_1200E
10	-	-	1A74B2	-	0.0	20.0	-	LIGHT GREEN	0.0	-	G	A02_1200E
11	-	-	1A74D5	-	0.0	20.0	-	LIGHT GREEN	0.0	-	K	A02_1200C
12	-	-	1A73B	-	0.0	20.0	-	LIGHT GREEN	0.0	-	X	-
13	-	-	1A74-GA	-	0.0	20.0	-	WHITE	0.0	-	X	-
14	-	-	2E75TS1	3510298 R1	0.53	20.0	Thin Wall XLPE Primary Cable	LIGHT GREEN	1780.0	-	2	A02-1200F
15	-	-	2E75TS2	3510298 R1	0.53	20.0	Thin Wall XLPE Primary Cable	LIGHT GREEN	1780.0	-	1	A02-1200F
16	-	-	2E75TS3	3510298 R1	0.53	20.0	Thin Wall XLPE Primary Cable	LIGHT GREEN	1780.0	-	4	A02-1200F
17	-	-	2E75TS4	3510298 R1	0.53	20.0	Thin Wall XLPE Primary Cable	LIGHT GREEN	1780.0	-	3	A02-1200F
18	-	-	1A74C2	-	0.0	20.0	-	LIGHT GREEN	0.0	-	B	A02_1200C
19	-	-	1A74E2	-	0.0	20.0	-	LIGHT GREEN	0.0	-	M	A02_1200C
21	-	-	1A74D2	-	0.0	20.0	-	LIGHT GREEN	0.0	-	G	A02_1200C

Name	Terminal Part Number	V-Min	Name	Wire Part Number	Wire CSA	Wire Spec	Wire Material description	Wire Color Description	Wire Length	End2 Terminal Part Number	End2 Pin Name	End2 Connector
22	-	-	1A74D4	-	0.0	20.0	-	LIGHT GREEN	0.0	-	J	A02_1200C

Connector Name	A02_1200B
Part Number	3768153C1
Instances	LT/RH - 2021 A26 - Heating Ventilation & Air Conditioning (HVAC) (Auto Control head W/PT Transducer N/Low Pressure SW):Diagram2 - Actuators LT/RH - 2021 A26 - Heating Ventilation & Air Conditioning (HVAC) (Manual W/PT Transduce N/Low Pressure SW):Diagram2 - Actuators
Mates	DEV-HVAC_CTRL_HEAD_AUTO-01

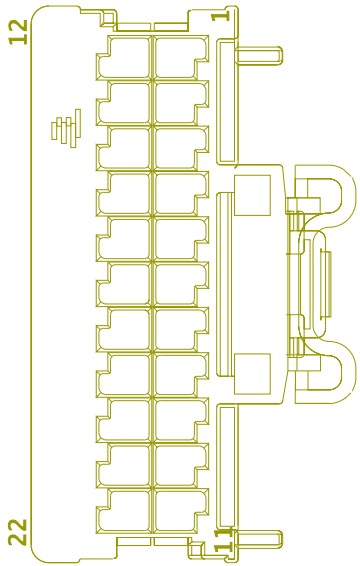

Name	Terminal Part Number	V-Min	Name	Wire Part Number	Wire CSA	Wire Spec	Wire Material description	Wire Color Description	Wire Length	End2 Terminal Part Number	End2 Pin Name	End2 Connector
1	-	-	1A74B1	-	0.0	20.0	-	LIGHT GREEN	0.0	-	F	A02_1200E
2	-	-	1A74B3	-	0.0	20.0	-	LIGHT GREEN	0.0	-	H	A02_1200E
3	-	-	1A74B4	-	0.0	20.0	-	LIGHT GREEN	0.0	-	J	A02_1200E
4	-	-	1A74C1	-	0.0	20.0	-	LIGHT GREEN	0.0	-	A	A02_1200C
5	-	-	1A74C3	-	0.0	20.0	-	LIGHT GREEN	0.0	-	C	A02_1200C
6	-	-	1A74C4	-	0.0	20.0	-	LIGHT GREEN	0.0	-	D	A02_1200C
7	-	-	1A74C5	-	0.0	20.0	-	LIGHT GREEN	0.0	-	E	A02_1200C
8	-	-	1A74E1	-	0.0	20.0	-	LIGHT GREEN	0.0	-	L	A02_1200C

Name	Terminal Part Number	V-Min	Name	Wire Part Number	Wire CSA	Wire Spec	Wire Material description	Wire Color Description	Wire Length	End2 Terminal Part Number	End2 Pin Name	End2 Connector
9	-	-	1A74E3	-	0.0	20.0	-	LIGHT GREEN	0.0	-	N	A02_1200C
10	-	-	1A74E4	-	0.0	20.0	-	LIGHT GREEN	0.0	-	P	A02_1200C
11	-	-	1A74E5	-	0.0	20.0	-	LIGHT GREEN	0.0	-	S	A02_1200C
12	-	-	1A74B5	-	0.0	20.0	-	LIGHT GREEN	0.0	-	K	A02_1200E
13	-	-	1A74A1	-	0.0	20.0	-	LIGHT GREEN	0.0	-	A	A02_1200E
14	-	-	1A74A3	-	0.0	20.0	-	LIGHT GREEN	0.0	-	C	A02_1200E
15	-	-	1A74A4	-	0.0	20.0	-	LIGHT GREEN	0.0	-	D	A02_1200E
16	-	-	1A74A5	-	0.0	20.0	-	LIGHT GREEN	0.0	-	E	A02_1200E
21	-	-	1A74D1	-	0.0	20.0	-	LIGHT GREEN	0.0	-	F	A02_1200C
22	-	-	1A74D3	-	0.0	20.0	-	LIGHT GREEN	0.0	-	H	A02_1200C

Connector Name	A02_1200C
Part Number	4057474C1
Instances	LT/RH - 2021 A26 - Heating Ventilation & Air Conditioning (HVAC) (Auto Control head W/PT Transducer N/Low Pressure SW):Diagram2 - Actuators LT/RH - 2021 A26 - Heating Ventilation & Air Conditioning (HVAC) (Manual W/PT Transduce N/Low Pressure SW):Diagram2 - Actuators
Mates	DEV-HEATER_EVAPORATOR-01

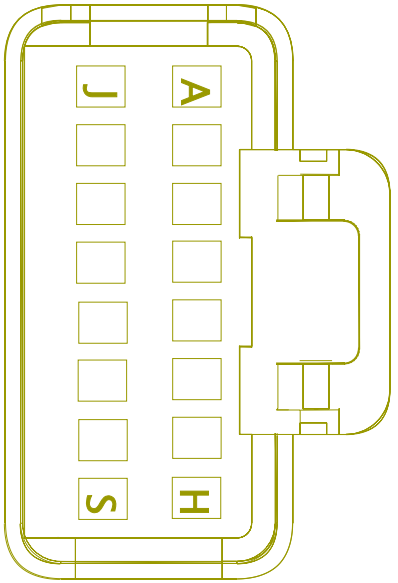

Name	Terminal Part Number	V-Min	Name	Wire Part Number	Wire CSA	Wire Spec	Wire Material description	Wire Color Description	Wire Length	End2 Terminal Part Number	End2 Pin Name	End2 Connector
A	-	-	1A74C1	-	0.0	20.0	-	LIGHT GREEN	0.0	-	4	A02_1200B
B	-	-	1A74C2	-	0.0	20.0	-	LIGHT GREEN	0.0	-	18	A02_1200A
C	-	-	1A74C3	-	0.0	20.0	-	LIGHT GREEN	0.0	-	5	A02_1200B
D	-	-	1A74C4	-	0.0	20.0	-	LIGHT GREEN	0.0	-	6	A02_1200B
E	-	-	1A74C5	-	0.0	20.0	-	LIGHT GREEN	0.0	-	7	A02_1200B
F	-	-	1A74D1	-	0.0	20.0	-	LIGHT GREEN	0.0	-	21	A02_1200B
G	-	-	1A74D2	-	0.0	20.0	-	LIGHT GREEN	0.0	-	21	A02_1200A
H	-	-	1A74D3	-	0.0	20.0	-	LIGHT GREEN	0.0	-	22	A02_1200B

Name	Terminal Part Number	V-Min	Name	Wire Part Number	Wire CSA	Wire Spec	Wire Material description	Wire Color Description	Wire Length	End2 Terminal Part Number	End2 Pin Name	End2 Connector
J	-	-	1A74D4	-	0.0	20.0	-	LIGHT GREEN	0.0	-	22	A02_1200A
K	-	-	1A74D5	-	0.0	20.0	-	LIGHT GREEN	0.0	-	11	A02_1200A
L	-	-	1A74E1	-	0.0	20.0	-	LIGHT GREEN	0.0	-	8	A02_1200B
M	-	-	1A74E2	-	0.0	20.0	-	LIGHT GREEN	0.0	-	19	A02_1200A
N	-	-	1A74E3	-	0.0	20.0	-	LIGHT GREEN	0.0	-	9	A02_1200B
P	-	-	1A74E4	-	0.0	20.0	-	LIGHT GREEN	0.0	-	10	A02_1200B
S	-	-	1A74E5	-	0.0	20.0	-	LIGHT GREEN	0.0	-	11	A02_1200B

Connector Name	A02_1200D
Part Number	4061870C1
Instances	LT/RH - 2021 A26 - Heating Ventilation & Air Conditioning (HVAC) (Auto Control head W/PT Transducer N/Low Pressure SW):Diagram1 - HVAC LT/RH - 2021 A26 - Heating Ventilation & Air Conditioning (HVAC) (Manual W/PT Transduce N/Low Pressure SW):Diagram1 - HVAC
Mates	DEV-HEATER_EVAPORATOR-01

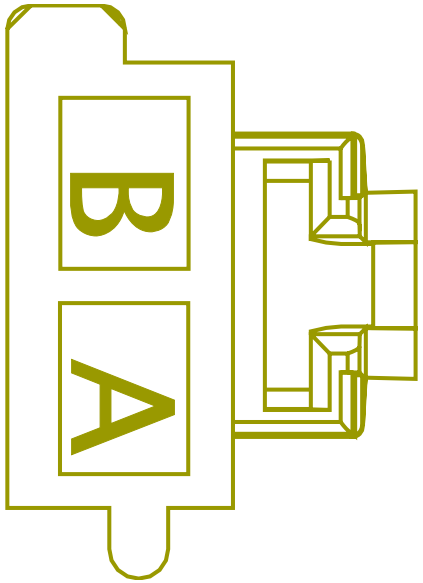

Name	Terminal Part Number	V-Min	Name	Wire Part Number	Wire CSA	Wire Spec	Wire Material description	Wire Color Description	Wire Length	End2 Terminal Part Number	End2 Pin Name	End2 Connect or
A	-	-	DH75AC	-	0.0	12.0	-	RED	0.0	-	-	-
B	-	-	1A75-G	-	0.0	12.0	-	WHITE	0.0	-	X	-

Connector Name	A02_1200E
Part Number	4057658C1
Instances	LT/RH - 2021 A26 - Heating Ventilation & Air Conditioning (HVAC) (Auto Control head W/PT Transducer N/Low Pressure SW):Diagram1 - HVAC LT/RH - 2021 A26 - Heating Ventilation & Air Conditioning (HVAC) (Auto Control head W/PT Transducer N/Low Pressure SW):Diagram2 - Actuators LT/RH - 2021 A26 - Heating Ventilation & Air Conditioning (HVAC) (Manual W/PT Transduce N/Low Pressure SW):Diagram1 - HVAC LT/RH - 2021 A26 - Heating Ventilation & Air Conditioning (HVAC) (Manual W/PT Transduce N/Low Pressure SW):Diagram2 - Actuators
Mates	DEV-HEATER_EVAPORATOR-01

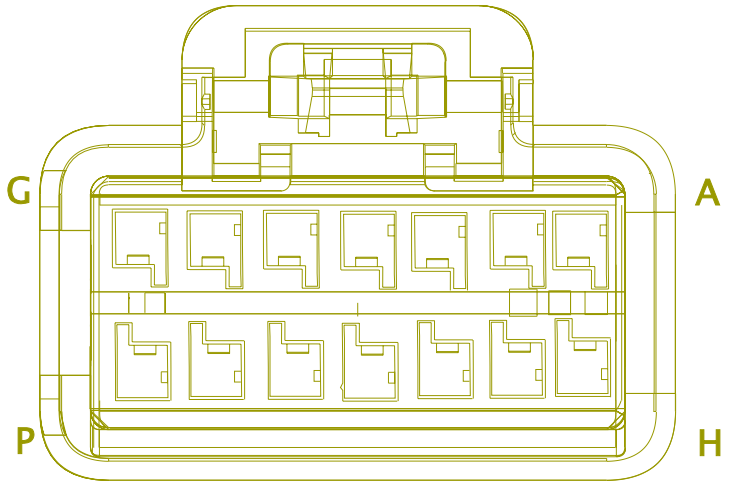

Name	Terminal Part Number	V-Min	Name	Wire Part Number	Wire CSA	Wire Spec	Wire Material description	Wire Color Description	Wire Length	End2 Terminal Part Number	End2 Pin Name	End2 Connector
A	-	-	1A74A1	-	0.0	20.0	-	LIGHT GREEN	0.0	-	13	A02_1200B
B	-	-	1A74A2	-	0.0	20.0	-	LIGHT GREEN	0.0	-	9	A02_1200A
C	-	-	1A74A3	-	0.0	20.0	-	LIGHT GREEN	0.0	-	14	A02_1200B
D	-	-	1A74A4	-	0.0	20.0	-	LIGHT GREEN	0.0	-	15	A02_1200B
E	-	-	1A74A5	-	0.0	20.0	-	LIGHT GREEN	0.0	-	16	A02_1200B
F	-	-	1A74B1	-	0.0	20.0	-	LIGHT GREEN	0.0	-	1	A02_1200B
G	-	-	1A74B2	-	0.0	20.0	-	LIGHT GREEN	0.0	-	10	A02_1200A
H	-	-	1A74B3	-	0.0	20.0	-	LIGHT GREEN	0.0	-	2	A02_1200B

Name	Terminal Part Number	V-Min	Name	Wire Part Number	Wire CSA	Wire Spec	Wire Material description	Wire Color Description	Wire Length	End2 Terminal Part Number	End2 Pin Name	End2 Connector
J	-	-	1A74B4	-	0.0	20.0	-	LIGHT GREEN	0.0	-	3	A02_1200B
K	-	-	1A74B5	-	0.0	20.0	-	LIGHT GREEN	0.0	-	12	A02_1200B
L	-	-	1A77D	-	0.0	20.0	-	LIGHT GREEN	0.0	-	A10	J7-1607
M	-	-	1A6AM	-	0.0	20.0	-	GREY	0.0	-	B10	J7-1607
N	-	-	DH75AB	3510299 R1	0.79	18.0	Thin Wall XLPE Primary Cable	LIGHT GREEN	1305.0	-	X	-
P	-	-	1A75B	-	0.0	20.0	-	LIGHT GREEN	0.0	-	5	A02_1200A

Connector Name	A02_1500A
Part Number	3710061C1
Instances	Airbag (Driver Seat, Passenger Seat, and Steering Wheel):Diagram1 - Drvier
Mates	MODU-EGC-A003-10-00

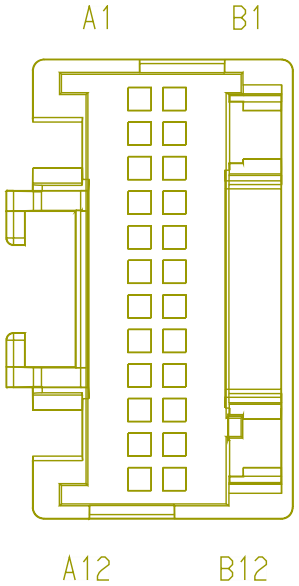

Name	Terminal Part Number	V-Min	Name	Wire Part Number	Wire CSA	Wire Spec	Wire Material description	Wire Color Description	Wire Length	End2 Terminal Part Number	End2 Pin Name	End2 Connector
A6	-	-	12L13C	-	0.0	18.0	-	PINK	0.0	-	PIN1	-
A7	-	-	12L179A	-	0.0	18.0	-	WHITE	0.0	-	PIN1	-

Connector Name	A02_1500A
Part Number	3710061C1
Instances	Airbag (Steering Wheel and Driver Seat):Diagram1
Mates	MODU-EGC-A003-10-00

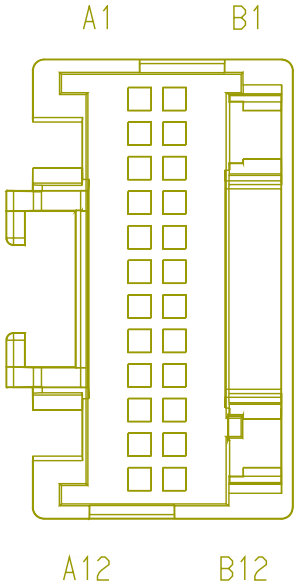

Name	Terminal Part Number	V-Min	Name	Wire Part Number	Wire CSA	Wire Spec	Wire Material description	Wire Color Description	Wire Length	End2 Terminal Part Number	End2 Pin Name	End2 Connector
A6	-	-	12L13C	-	0.0	18.0	-	PINK	0.0	-	PIN1	-
A7	-	-	12L179A	-	0.0	18.0	-	WHITE	0.0	-	PIN1	-

Connector Name	A02_1500A
Part Number	3710061C1
Instances	Airbag (Steering Wheel Only):Diagram1
Mates	MODU-EGC-A003-10-00

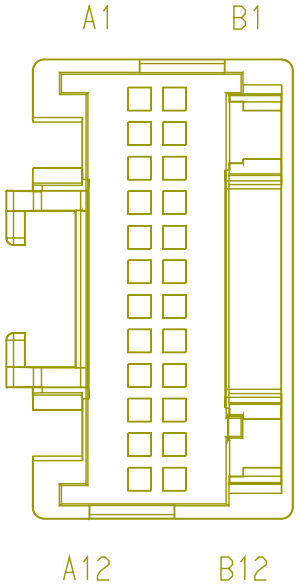

Name	Terminal Part Number	V-Min	Name	Wire Part Number	Wire CSA	Wire Spec	Wire Material description	Wire Color Description	Wire Length	End2 Terminal Part Number	End2 Pin Name	End2 Connector
A6	-	-	12L13C	-	0.0	18.0	-	PINK	0.0	-	PIN1	-
A7	-	-	12L179A	-	0.0	18.0	-	WHITE	0.0	-	PIN1	-

Connector Name	A02_16B
Part Number	3540613C1
Instances	LT/RH - X15/A26 - Lane Departure Warning - (Wabco OnLane 2.0 w/ tweeter):Diagram1 LT/RH - X15/A26 - Lane Keep Assist:Diagram1
Mates	D2M_16A

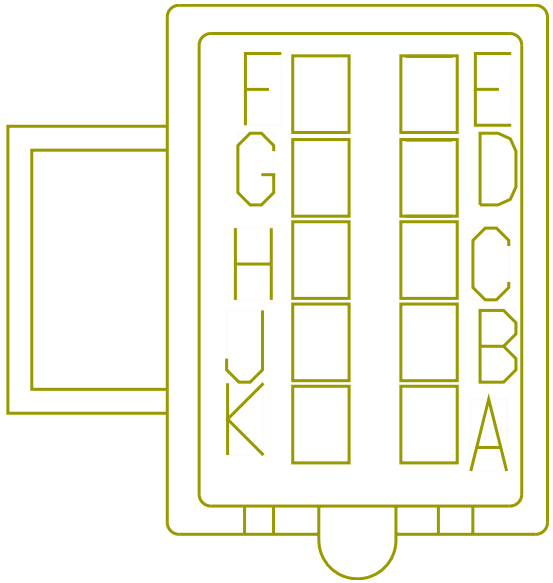

Name	Terminal Part Number	V-Min	Name	Wire Part Number	Wire CSA	Wire Spec	Wire Material description	Wire Color Description	Wire Length	End2 Terminal Part Number	End2 Pin Name	End2 Connector
C	-	-	SG13COG	3510324 R1	1.16	16.0	Thin Wall XLPE Primary Cable	PINK	2135.0	-	-	-
C	-	-	EF13COG1	3510324 R1	1.16	16.0	Thin Wall XLPE Primary Cable	PINK	1528.0	-	PIN1	-
D	-	-	EF11COG	3510360 R1	1.16	16.0	Thin Wall XLPE Primary Cable	WHITE	684.0	-	PIN1	-
D	-	-	SG11COG	3510360 R1	1.16	16.0	Thin Wall XLPE Primary Cable	WHITE	850.0	-	-	-

Name	Terminal Part Number	V-Min	Name	Wire Part Number	Wire CSA	Wire Spec	Wire Material description	Wire Color Description	Wire Length	End2 Terminal Part Number	End2 Pin Name	End2 Connector
E	-	-	AM186AS	3510299 R1	0.79	18.0	Thin Wall XLPE Primary Cable	LIGHT GREEN	819.0	-	B	A02_1051

Connector Name	A02_1600
Part Number	3598706C1
Instances	Steering Wheel W/Air Bag:Diagram1
Mates	MODU-BCM-A000-10-00

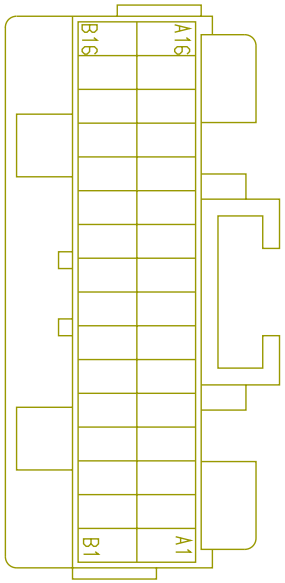

Name	Terminal Part Number	V-Min	Name	Wire Part Number	Wire CSA	Wire Spec	Wire Material description	Wire Color Description	Wire Length	End2 Terminal Part Number	End2 Pin Name	End2 Connect or
A5	-	-	AA85A	-	0.0	20.0	-	GREY	0.0	-	B10	A02_1800
B1	-	-	MS86A	-	0.0	20.0	-	GREY	0.0	-	B12	A02_1800
B16	-	-	AA150	-	0.0	20.0	-	GREY	0.0	-	B11	A02_1800

Connector Name	A02_1602
Part Number	3598705C1
Instances	Steering Wheel W/Air Bag:Diagram1
Mates	MODU-BCM-A000-10-00

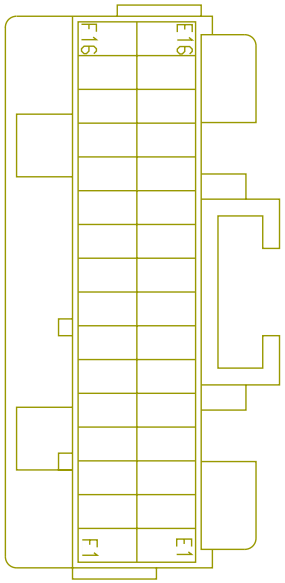

Name	Terminal Part Number	V-Min	Name	Wire Part Number	Wire CSA	Wire Spec	Wire Material description	Wire Color Description	Wire Length	End2 Terminal Part Number	End2 Pin Name	End2 Connector
E5	-	-	AA9A	-	0.0	18.0	-	GREY	0.0	-	PIN1	-
E16	-	-	AA11-GAG	-	0.0	18.0	-	WHITE	0.0	-	PIN1	-

Connector Name	A02_1606
Part Number	3759005C1
Instances	LT/RH - A26 - Cranking (Starter) (BCM Controlled & N/ Wired Thermal Overcrank):Diagram1
Mates	MODU-BCM-A000-10-00

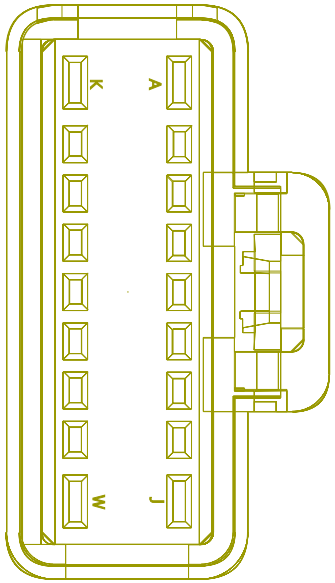

Name	Terminal Part Number	V-Min	Name	Wire Part Number	Wire CSA	Wire Spec	Wire Material description	Wire Color Description	Wire Length	End2 Terminal Part Number	End2 Pin Name	End2 Connect or
T	-	-	GP17	3510324 R1	1.16	16.0	Thin Wall XLPE Primary Cable	PINK	3215.0	-	29	1703M

Connector Name	A02_1702
Part Number	3595621C1
Instances	LT/RH - 2021 A26 - Heating Ventilation & Air Conditioning (HVAC) (Auto Control head W/PT Transducer N/Low Pressure SW):Diagram1 - HVAC LT/RH - 2021 A26 - Heating Ventilation & Air Conditioning (HVAC) (Manual W/PT Transduce N/Low Pressure SW):Diagram1 - HVAC LT/RH - A26 - Back-Up Alarm (Manual) W/ Tailboard:Diagram1 LT/RH - A26 - Back-Up Alarm (Manual) W/ Tailboard:Diagram2 LT/RH - A26 - Backup Light (Dual Reverse Light)Allison/ZF Trans:Diagram1 LT/RH - A26 - Backup Light (Dual Reverse Light)Allison/ZF Trans:Diagram2 LT/RH - A26 - Backup Light (Dual Reverse LT) - Relay Coil CTRL by TCM - 6 PIN:Diagram1 LT/RH - A26 - Backup Light (Dual Reverse LT) - Relay Coil CTRL by TCM - 6 PIN:Diagram2 LT/RH - A26 - Backup Light (Reverse Light) Allison/ZF Trans:Diagram1 LT/RH - A26 - Backup Light (Single Reverse Light) Procision, Endurant:Diagram1 LT/RH - A26 - Backup Light (Single Reverse Light) W/ Allison:Diagram1 LT/RH - A26 - Backup Light (Single Reverse Light)Yukon AMT:Diagram1 LT/RH - A26 - Backup Lights (Reverse Light) Eaton/Manual Trans:Diagram1 LT/RH - A26 - Backup Lights (Dual Reverse Light) Eaton/Manual Trans:Diagram1 LT/RH - A26 - Backup Lights (Dual Reverse Light) Eaton/Manual Trans:Diagram2 LT/RH - A26 - Backup Lights (Single Reverse Light) Eaton/ Manual Trans-Option 1:Diagram1 - 4x2 LT/RH - A26 - Backup Lights (Single Reverse Light) Eaton/ Manual Trans-Option 1:Diagram2 - 6x4 LT/RH - A26 - Backup Lights (Single Reverse Light) Eaton/ Manual Trans-Option2:Diagram1 LT/RH - A26 - Backup Lights (W/ BB TRLR SKT)Allison/ZF Trans:Diagram1 LT/RH - A26 - Body Builder Lighting - (BOC EOF In Cab) (8HAB 8HAE 8HAU) (Manual):Diagram1

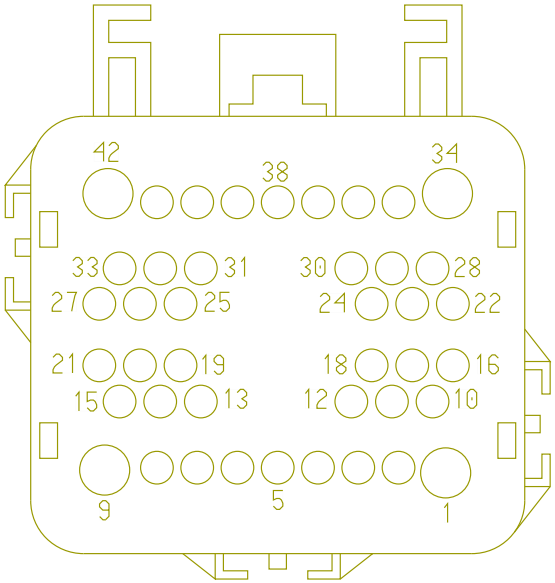

LT/RH - A26 - Body Builder Lighting - (BOC EOF In Cab) (8HAB 8HAE 8HAU) (Manual):Diagram2
LT/RH - A26 - Service Brake Switch (Multiple Service Brake Switch W/ Redundant Switch):Diagram1
LT/RH - A26 - Transmission (Allison 3K):Diagram1
LT/RH - A26 - Transmission (Endurant):Diagram1
LT/RH - A26 - Transmission (Ultrashift + FAS):Diagram1
LT/RH - A26 - Transmission Power Take Off (Dual PTO W/ 42 Parameters & W/ Auto, AMT Trans):Diagram1- W/Endurant Trans
LT/RH - A26 - Transmission Power Take Off (Dual PTO W/ 42 Parameters & W/ Auto, AMT Trans):Diagram2 - N/ Endurant Trans
LT/RH - A26 - Transmission Power Take Off (Single PTO W/ 42 Parameters & W/ Manl Trans):Diagram1
LT/RH - A26 - Transmission Power Take Off (Single PTO W/42 Parameters & W/ Auto, AMT Trans):Diagram1 - W/ Endurant Trans
LT/RH - A26 - Transmission Power Take Off (Single PTO W/42 Parameters & W/ Auto, AMT Trans):Diagram2 - N/ Endurant Trans
LT/RH - Navistar A26 ECM:Diagram1

Mates K06_1702

Name	Terminal Part Number	V-Min	Name	Wire Part Number	Wire CSA	Wire Spec	Wire Material description	Wire Color Description	Wire Length	End2 Terminal Part Number	End2 Pin Name	End2 Connect or
2	-	-	1A9E	-	0.0	18.0	-	GREY	0.0	-	35	1703F
3	-	-	3H6DBJ	3510310 R1	0.53	20.0	Thin Wall XLPE Primary Cable	GREY	1860.0	-	19	1703F
4	-	-	3H77BJ	3510298 R1	0.53	20.0	Thin Wall XLPE Primary Cable	LIGHT GREEN	1860.0	-	20	1703F
6	-	-	BP71BAB	-	0.0	16.0	-	ORANGE	0.0	-	66	1703F
6	-	-	BK71BAB	-	0.0	16.0	-	ORANGE	0.0	-	66	1703F
6	-	-	BJ71BAB	-	0.0	16.0	-	ORANGE	0.0	-	66	1703F

Name	Terminal Part Number	V-Min	Name	Wire Part Number	Wire CSA	Wire Spec	Wire Material description	Wire Color Description	Wire Length	End2 Terminal Part Number	End2 Pin Name	End2 Connector
6	-	-	EY71BAB	-	0.0	16.0	-	ORANGE	0.0	-	66	1703F
7	-	-	BP71BJ	3510318 R1	1.16	16.0	Thin Wall XLPE Primary Cable	ORANGE	1860.0	-	44	1703F
7	-	-	3T92#165	3510329 R1	0.79	18.0	Thin Wall XLPE Primary Cable	TAN	1860.0	-	45	1703F
7	-	-	BJ92#165	-	0.0	18.0	-	TAN	0.0	-	45	1703F
7	-	-	GM92#165	-	0.0	18.0	-	TAN	0.0	-	45	1703F
8	-	-	AZ92#163	3510324 R1	1.16	16.0	Thin Wall XLPE Primary Cable	PINK	1869.0	-	42	1703F
8	-	-	GY92#163	3510324 R1	1.16	16.0	Thin Wall XLPE Primary Cable	PINK	1860.0	-	42	1703F
10	-	-	1A77J	-	0.0	16.0	-	LIGHT GREEN	0.0	-	65	1703F
12	-	-	MN92J	3510329 R1	0.79	18.0	Thin Wall XLPE Primary Cable	TAN	1860.0	-	33	1703F
14	-	-	FC88J	3510299 R1	0.79	18.0	Thin Wall XLPE Primary Cable	LIGHT GREEN	1860.0	-	60	1703F
14	-	-	FD88J	3510299 R1	0.79	18.0	Thin Wall XLPE Primary Cable	LIGHT GREEN	1860.0	-	60	1703F

Name	Terminal Part Number	V-Min	Name	Wire Part Number	Wire CSA	Wire Spec	Wire Material description	Wire Color Description	Wire Length	End2 Terminal Part Number	End2 Pin Name	End2 Connector
15	-	-	HZ41E	3510329 R1	0.79	18.0	Thin Wall XLPE Primary Cable	TAN	1860.0	-	24	1703F
18	-	-	HZ41D	3510329 R1	0.79	18.0	Thin Wall XLPE Primary Cable	TAN	1860.0	-	25	1703F
19	-	-	AZ92-GCJ	3510359 R1	0.79	18.0	Thin Wall XLPE Primary Cable	WHITE	1860.0	-	21	1703F
19	-	-	GY92-GCJ	3510329 R1	0.79	18.0	Thin Wall XLPE Primary Cable	TAN	1869.0	-	21	1703F
20	-	-	AZ92#141	3510329 R1	0.79	18.0	Thin Wall XLPE Primary Cable	TAN	1869.0	-	28	1703F
20	-	-	GY92#141	3510329 R1	0.79	18.0	Thin Wall XLPE Primary Cable	TAN	1860.0	-	28	1703F
21	-	-	2T92ZBJ	3510329 R1	0.79	18.0	Thin Wall XLPE Primary Cable	TAN	1860.0	-	26	1703F
21	-	-	AF17C	2643752 R1	1.16	16.0	Std. Wall XLPE Primary Cable	PINK	200.0	-	X	-
22	-	-	1A97CJ	-	0.0	18.0	-	VIOLET	0.0	-	49	1703F
23	-	-	1A97BJ	-	0.0	18.0	-	VIOLET	0.0	-	36	1703F
24	-	-	1A99D	-	0.0	18.0	-	VIOLET	0.0	-	48	1703F

Name	Terminal Part Number	V-Min	Name	Wire Part Number	Wire CSA	Wire Spec	Wire Material description	Wire Color Description	Wire Length	End2 Terminal Part Number	End2 Pin Name	End2 Connector
25	-	-	MD92#117J	3510329 R1	0.79	18.0	Thin Wall XLPE Primary Cable	TAN	1860.0	-	31	1703F
28	-	-	1A99BJ	-	0.0	18.0	-	VIOLET	0.0	-	47	1703F
29	-	-	1A97N	-	0.0	18.0	-	VIOLET	0.0	-	37	1703F
30	-	-	1A97M	-	0.0	18.0	-	VIOLET	0.0	-	38	1703F
35	-	-	BF70DJ	-	0.0	18.0	-	ORANGE	0.0	-	55	1700F
35	-	-	BF70DJ	-	0.0	18.0	-	ORANGE	0.0	-	55	1703F
36	-	-	BF70EJ	-	0.0	18.0	-	ORANGE	0.0	-	56	1700F
36	-	-	BF70EJ	-	0.0	18.0	-	ORANGE	0.0	-	56	1703F
37	-	-	EH97FA	3510348 R1	1.16	16.0	Thin Wall XLPE Primary Cable	VIOLET	1860.0	-	54	1703F
40	-	-	MN92AJ	3510311 R1	0.79	18.0	Thin Wall XLPE Primary Cable	GREY	1860.0	-	34	1703F
41	-	-	BA88AJ	-	0.0	18.0	-	LIGHT GREEN	0.0	-	59	1703F
41	-	-	FE88AJ	3510299 R1	0.79	18.0	Thin Wall XLPE Primary Cable	LIGHT GREEN	1860.0	-	59	1703F
42	-	-	WX77BAJ	-	0.0	18.0	-	LIGHT GREEN	0.0	-	23	1703F

Connector Name	A02_1800
Part Number	3553649C1
Instances	Steering Wheel W/Air Bag:Diagram1
Mates	B01_1800F

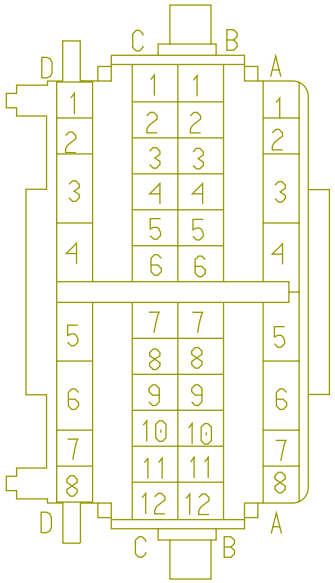

Name	Terminal Part Number	V-Min	Name	Wire Part Number	Wire CSA	Wire Spec	Wire Material description	Wire Color Description	Wire Length	End2 Terminal Part Number	End2 Pin Name	End2 Connector
A3	-	-	AA87-GA	-	0.0	18.0	-	WHITE	0.0	-	PIN1	-
A4	-	-	AA9	-	0.0	18.0	-	GREY	0.0	-	PIN1	-
B10	-	-	AA85A	-	0.0	20.0	-	GREY	0.0	-	A5	A02_1600
B11	-	-	AA150	-	0.0	20.0	-	GREY	0.0	-	B16	A02_1600
B12	-	-	MS86A	-	0.0	20.0	-	GREY	0.0	-	B1	A02_1600
D3	-	-	AA62DD	-	0.0	18.0	-	DARK BLUE	0.0	-	PIN1	-

Connector Name	A02_1831A
Part Number	4290973C1
Instances	Airbag (Driver Seat, Passenger Seat, and Steering Wheel):Diagram1 - Drvier
Mates	B01_1831

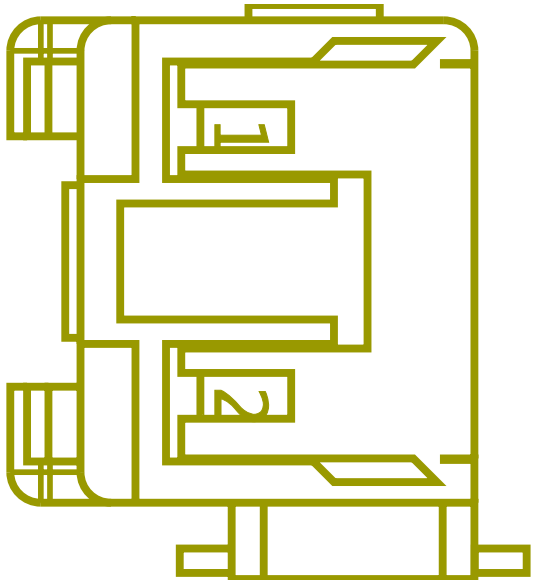

Name	Terminal Part Number	V-Min	Name	Wire Part Number	Wire CSA	Wire Spec	Wire Material description	Wire Color Description	Wire Length	End2 Terminal Part Number	End2 Pin Name	End2 Connect or
1	-	-	12Q5A	-	0.0	20.0	-	YELLOW 2	0.0	-	3	A02_1835
2	-	-	12Q5A-G	-	0.0	20.0	-	GREEN	0.0	-	4	A02_1835

Connector Name	A02_1831A
Part Number	4290973C1
Instances	Airbag (Steering Wheel and Driver Seat):Diagram1
Mates	B01_1831

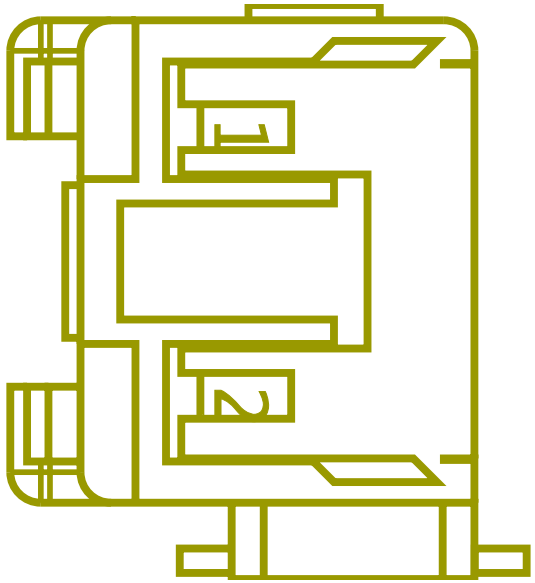

Name	Terminal Part Number	V-Min	Name	Wire Part Number	Wire CSA	Wire Spec	Wire Material description	Wire Color Description	Wire Length	End2 Terminal Part Number	End2 Pin Name	End2 Connect or
1	-	-	12Q5A	-	0.0	20.0	-	YELLOW 2	0.0	-	3	A02_1835
2	-	-	12Q5A-G	-	0.0	20.0	-	GREEN	0.0	-	4	A02_1835

Connector Name	A02_1831A
Part Number	4290973C1
Instances	Airbag (Steering Wheel Only):Diagram1
Mates	B01_1831

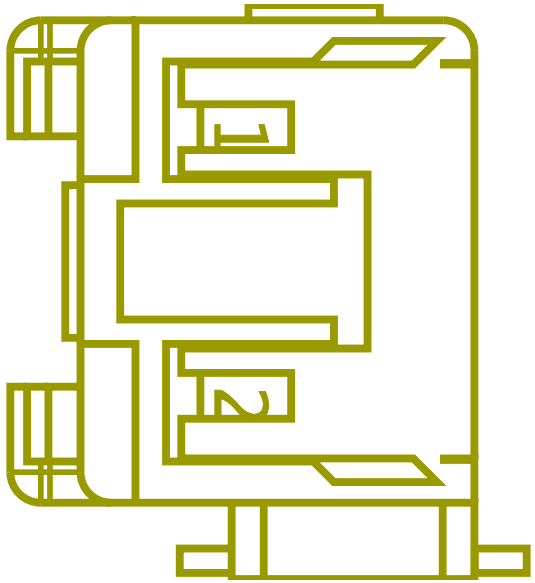

Name	Terminal Part Number	V-Min	Name	Wire Part Number	Wire CSA	Wire Spec	Wire Material description	Wire Color Description	Wire Length	End2 Terminal Part Number	End2 Pin Name	End2 Connector
1	-	-	12Q5A	-	0.0	20.0	-	YELLOW 2	0.0	-	3	A02_1835
2	-	-	12Q5A-G	-	0.0	20.0	-	GREEN	0.0	-	4	A02_1835

Connector Name	A02_1831A
Part Number	4290973C1
Instances	Steering Wheel W/Air Bag:Diagram1
Mates	B01_1831

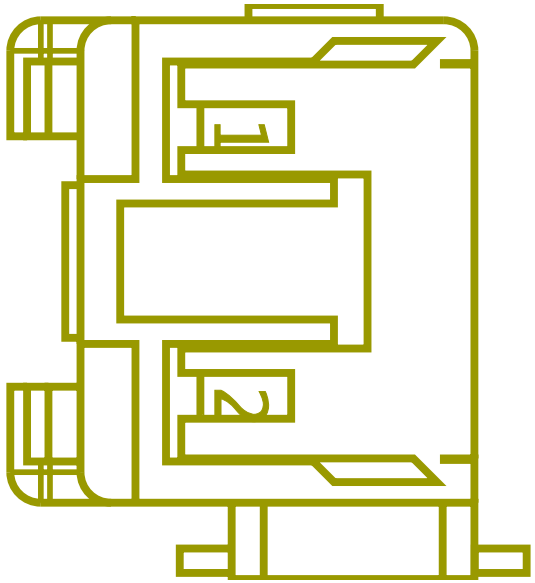

Name	Terminal Part Number	V-Min	Name	Wire Part Number	Wire CSA	Wire Spec	Wire Material description	Wire Color Description	Wire Length	End2 Terminal Part Number	End2 Pin Name	End2 Connect or
1	-	-	12Q5A	-	0.0	20.0	-	YELLOW 2	0.0	-	3	A02_1835
2	-	-	12Q5A-G	-	0.0	20.0	-	GREEN	0.0	-	4	A02_1835

Connector Name	A02_1835
Part Number	3850730C1
Instances	Airbag (Driver Seat, Passenger Seat, and Steering Wheel):Diagram1 - Drvier
Mates	W34_1835A

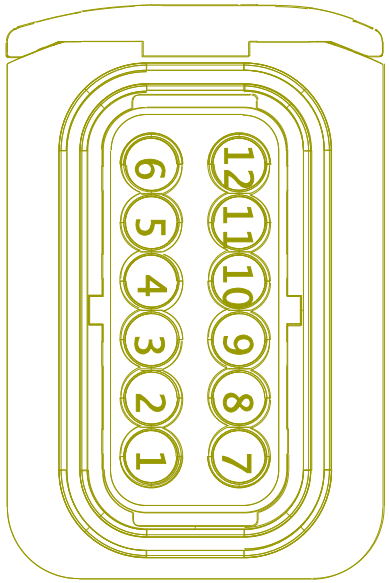

Name	Terminal Part Number	V-Min	Name	Wire Part Number	Wire CSA	Wire Spec	Wire Material description	Wire Color Description	Wire Length	End2 Terminal Part Number	End2 Pin Name	End2 Connector
1	-	-	12L179C	-	0.0	18.0	-	WHITE	0.0	-	PIN1	-
2	-	-	12L11-GAS	-	0.0	18.0	-	WHITE	0.0	-	-	-
3	-	-	12Q5A	-	0.0	20.0	-	YELLOW 2	0.0	-	1	A02_1831A
4	-	-	12Q5A-G	-	0.0	20.0	-	GREEN	0.0	-	2	A02_1831A
7	-	-	12L13BB	-	0.0	18.0	-	PINK	0.0	-	PIN1	-

Connector Name	A02_1835
Part Number	3850730C1
Instances	Airbag (Steering Wheel and Driver Seat):Diagram1
Mates	W34_1835A

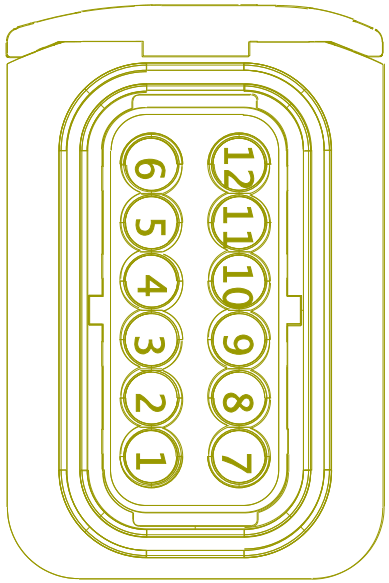

Name	Terminal Part Number	V-Min	Name	Wire Part Number	Wire CSA	Wire Spec	Wire Material description	Wire Color Description	Wire Length	End2 Terminal Part Number	End2 Pin Name	End2 Connector
1	-	-	12L179C	-	0.0	18.0	-	WHITE	0.0	-	PIN1	-
2	-	-	12L11-GAS	-	0.0	18.0	-	WHITE	0.0	-	-	-
3	-	-	12Q5A	-	0.0	20.0	-	YELLOW 2	0.0	-	1	A02_1831A
4	-	-	12Q5A-G	-	0.0	20.0	-	GREEN	0.0	-	2	A02_1831A
7	-	-	12L13BB	-	0.0	18.0	-	PINK	0.0	-	PIN1	-

Connector Name	A02_1835
Part Number	3850730C1
Instances	Airbag (Steering Wheel Only):Diagram1
Mates	W33_1835A

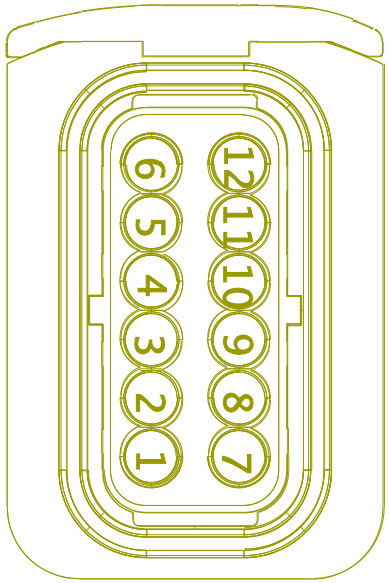

Name	Terminal Part Number	V-Min	Name	Wire Part Number	Wire CSA	Wire Spec	Wire Material description	Wire Color Description	Wire Length	End2 Terminal Part Number	End2 Pin Name	End2 Connector
1	-	-	12L179C	-	0.0	18.0	-	WHITE	0.0	-	PIN1	-
2	-	-	12L11-GAS	-	0.0	18.0	-	WHITE	0.0	-	-	-
3	-	-	12Q5A	-	0.0	20.0	-	YELLOW 2	0.0	-	1	A02_1831A
4	-	-	12Q5A-G	-	0.0	20.0	-	GREEN	0.0	-	2	A02_1831A
7	-	-	12L13BB	-	0.0	18.0	-	PINK	0.0	-	PIN1	-

Connector Name	A02_1835
Part Number	3850730C1
Instances	Steering Wheel W/Air Bag:Diagram1
Mates	W34_1835A

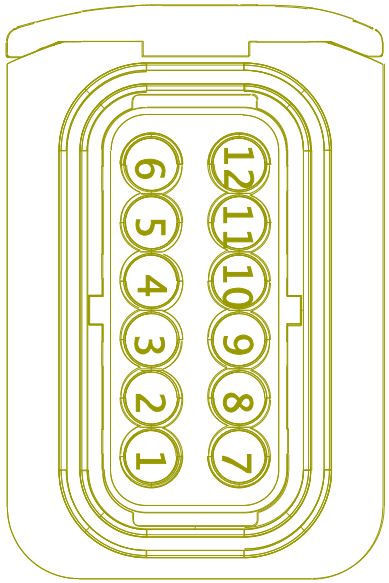

Name	Terminal Part Number	V-Min	Name	Wire Part Number	Wire CSA	Wire Spec	Wire Material description	Wire Color Description	Wire Length	End2 Terminal Part Number	End2 Pin Name	End2 Connector
3	-	-	12Q5A	-	0.0	20.0	-	YELLOW 2	0.0	-	1	A02_1831A
4	-	-	12Q5A-G	-	0.0	20.0	-	GREEN	0.0	-	2	A02_1831A

Connector Name	A02_1835
Part Number	3850730C1
Instances	Airbag (Driver Seat and Passenger Seat):Diagram1 - Driver Airbag (Driver Seat Only):Diagram1
Mates	W34_1835A

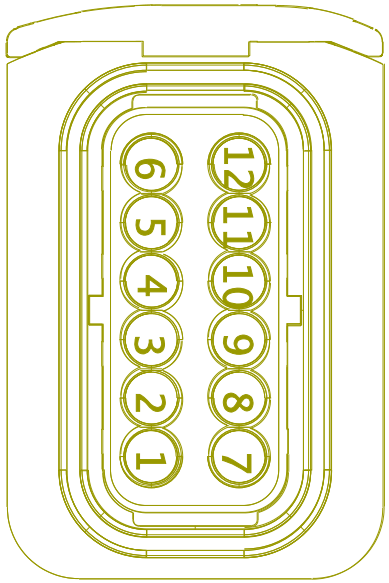

Name	Terminal Part Number	V-Min	Name	Wire Part Number	Wire CSA	Wire Spec	Wire Material description	Wire Color Description	Wire Length	End2 Terminal Part Number	End2 Pin Name	End2 Connect or
1	-	-	12L179C	-	0.0	18.0	-	WHITE	0.0	-	1	-
2	-	-	12L11-GAS	-	0.0	18.0	-	WHITE	0.0	-	-	-
7	-	-	12L13BB	-	0.0	18.0	-	PINK	0.0	-	X	-

Connector Name	A02_4007
Part Number	373756C2
Instances	LT/RH - A26 - Underhood PDM:Diagram 1
Mates	BUS-UNDERHOOD_PDM_DIRTY

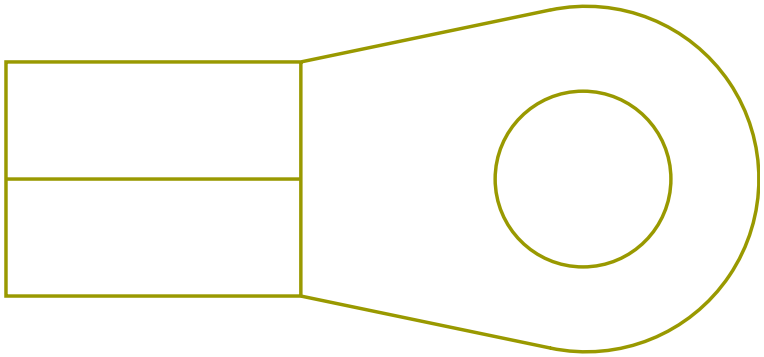

Name	Terminal Part Number	V-Min	Name	Wire Part Number	Wire CSA	Wire Spec	Wire Material description	Wire Color Description	Wire Length	End2 Terminal Part Number	End2 Pin Name	End2 Connect or
A	-	-	NQ14D-FL	-	0.0	8.0	-	LIGHT BLUE	0.0	-	-	-

Connector Name	A02_5000A
Part Number	3595621C1
Instances	LT/RH - X15/A26 - Panic Switch (Sleeper):Diagram1
Mates	H01_5000

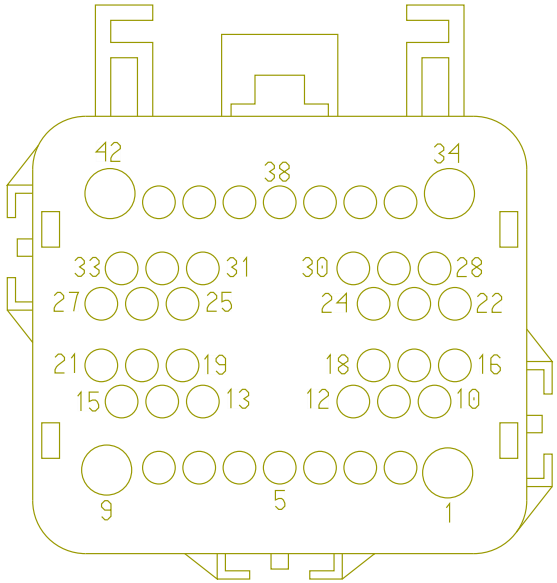

Name	Terminal Part Number	V-Min	Name	Wire Part Number	Wire CSA	Wire Spec	Wire Material description	Wire Color Description	Wire Length	End2 Terminal Part Number	End2 Pin Name	End2 Connector
9	-	-	DG158D	-	0.0	16.0	-	TAN	0.0	-	X	-
17	-	-	DG45	-	0.0	18.0	-	LIGHT GREEN	0.0	-	A3	J3-1600
25	-	-	4V62FC	-	0.0	16.0	-	DARK BLUE	0.0	-	X	-
34	-	-	DG9AC	3510311 R1	0.79	18.0	Thin Wall XLPE Primary Cable	GREY	0.0	-	-	-

Connector Name A02_7901A

Part Number 4218683C1

Instances LT/RH - X15/A26 - Lane Keep Assist:Diagram1
LT/RH - X15/A26 - Steering Hands Off Detection:Diagram1
LT/RH - X15/A26 - Steering Performance:Diagram1
Powertrain J1939 (500Kbps) A26:Powertrain Standard J1939 (500Kbps) 2021 A26 Engine

Name	Terminal Part Number	V-Min	Name	Wire Part Number	Wire CSA	Wire Spec	Wire Material description	Wire Color Description	Wire Length	End2 Terminal Part Number	End2 Pin Name	End2 Connect or
1	-	-	EG99AA	3510346 R1	0.53	20.0	Thin Wall XLPE Primary Cable	VIOLET	1661.0	-	9	1700
2	-	-	EG99BA	3510346 R1	0.53	20.0	Thin Wall XLPE Primary Cable	VIOLET	1666.0	-	10	1700
3	-	-	EG6AA	3510310 R1	0.53	20.0	Thin Wall XLPE Primary Cable	GREY	1671.0	-	11	1700
4	-	-	EG6BA	3510310 R1	0.53	20.0	Thin Wall XLPE Primary Cable	GREY	1681.0	-	12	1700
10	-	-	-	-	-	-	-	-	-	-	-	-

Name	Terminal Part Number	V-Min	Name	Wire Part Number	Wire CSA	Wire Spec	Wire Material description	Wire Color Description	Wire Length	End2 Terminal Part Number	End2 Pin Name	End2 Connector
10	-	-	WIRE482206	-	0.0	-	-	-	0.0	-	PIN1	-
11	-	-	-	-	-	-	-	-	-	-	-	-
11	-	-	WIRE482205	-	0.0	-	-	-	0.0	-	PIN1	-
16	-	-	EG14AB	3510365 R1	0.79	18.0	Thin Wall XLPE Primary Cable	RED	1611.0	-	13	1700
17	-	-	EG6CA	3510359 R1	0.79	18.0	Thin Wall XLPE Primary Cable	WHITE	1676.0	-	25	1700

Connector Name	A02_7901B
Part Number	4218681C1
Instances	LT/RH - X15/A26 - Lane Keep Assist:Diagram1 LT/RH - X15/A26 - Steering Hands Off Detection:Diagram1 LT/RH - X15/A26 - Steering Performance:Diagram1
Mates	DEV-LANE_KEEP_ASSIST_ECU-01

Name	Terminal Part Number	V-Min	Name	Wire Part Number	Wire CSA	Wire Spec	Wire Material description	Wire Color Description	Wire Length	End2 Terminal Part Number	End2 Pin Name	End2 Connect or
20	-	-	EF13COG2	3510323 R1	0.79	18.0	Thin Wall XLPE Primary Cable	PINK	1650.0	-	PIN1	-
22	-	-	BR14CSB2	3510366 R1	1.16	16.0	Thin Wall XLPE Primary Cable	RED	1680.0	-	PIN1	-
22	-	-	2W14CSB	3510367 R1	1.91	14.0	Thin Wall XLPE Primary Cable	RED	1961.0	-	-	-
22	-	-	EF14CSB	3510366 R1	1.16	16.0	Thin Wall XLPE Primary Cable	RED	1961.0	-	-	-

Name	Terminal Part Number	V-Min	Name	Wire Part Number	Wire CSA	Wire Spec	Wire Material description	Wire Color Description	Wire Length	End2 Terminal Part Number	End2 Pin Name	End2 Connector
25	-	-	EF11COG1	3510360 R1	1.16	16.0	Thin Wall XLPE Primary Cable	WHITE	1024.0	-	PIN1	-
25	-	-	BR11COG21	3510360 R1	1.16	16.0	Thin Wall XLPE Primary Cable	WHITE	1024.0	-	PIN1	-

Connector Name	B01-1802
Part Number	3608496C1
Instances	LoneStar - X15 - City Horn W/ 10PIN CLK W/RKA:Diagram1-Combination1 LoneStar - X15 - City Horn W/ 10PIN CLK W/O RKA:Diagram1-Combination1 LoneStar - X15 - Headlights Halogen W/INT N/LOWW:Diagram1 LoneStar - X15 - Headlights Halogen W/INT W/ LOWW:Diagram1 LT/RH - X15/A26 - 10 PIN ClockSpring:Diagram1 LT/RH - X15/A26 - City Horn W/ 10PIN CLK W/RKA:Diagram1-Combination1 LT/RH - X15/A26 - City Horn W/ 10PIN CLK W/O RKA:Diagram1-Combination1 LT/RH - X15/A26 - Radio W/Steering Wheel Pod N/ Remote:Diagram1 LT/RH/LoneStar - X15/A26 - Adjustable Engine Speed Control (PTO) 10-PIN ClockSpring:Diagram1 LT/RH/LoneStar - X15/A26 - Engine Idle Increment/Decrement (Steering Wheel Switch - 10 Pin):Diagram1 LT/RH/LoneStar - X15/A26 - MARKER/PARK LIGHTS - W/ Marker Interrupt 10pin CLCKSPRING:Diagram1 LT/RH/LoneStar - X15/A26 - Radio (Bluetooth) W/Steering Wheel Pod N/ Remote W/MIC:Diagram1 LT/RH/LoneStar - X15/A26 - Radio W/Steering Wheel Pod W/ Remote:Diagram1 LT/RH/LoneStar - X15/A26 - Radio(Bluetooth) W/Steering Wheel W/Remote W/MIC:Diagram1 RH - X15/A26 - Headlights Halogen W/INT N/LOWW:Diagram1 RH - X15/A26 - Headlights Halogen W/INT W/LOWW:Diagram1 RH - X15/A26 - Headlights LED W/INT N/LOWW LT:Diagram1 RH - X15/A26 - Headlights LED W/INT W/LOWW LT:Diagram1
Mates	DEV-10PIN_CLKSPRING-1005-0 1-03

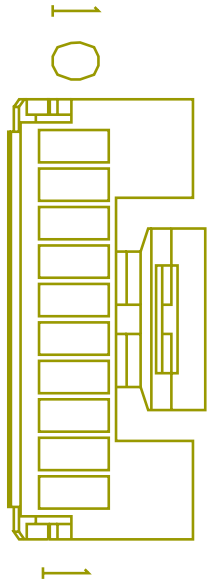

Name	Terminal Part Number	V-Min	Name	Wire Part Number	Wire CSA	Wire Spec	Wire Material description	Wire Color Description	Wire Length	End2 Terminal Part Number	End2 Pin Name	End2 Connect or
1	-	-	BN97	3510310 R1	0.53	20.0	Thin Wall XLPE Primary Cable	GREY	1125.0	-	B12	1800F

Name	Terminal Part Number	V-Min	Name	Wire Part Number	Wire CSA	Wire Spec	Wire Material description	Wire Color Description	Wire Length	End2 Terminal Part Number	End2 Pin Name	End2 Connector
2	-	-	BH100	3510310 R1	0.53	20.0	Thin Wall XLPE Primary Cable	GREY	1125.0	-	B11	1800F
2	-	-	BP100	3510310 R1	0.53	20.0	Thin Wall XLPE Primary Cable	GREY	1125.0	-	B11	1800F
3	-	-	BP85A	3510310 R1	0.53	20.0	Thin Wall XLPE Primary Cable	GREY	1125.0	-	B10	1800F
4	-	-	BP9C	3510311 R1	0.79	18.0	Thin Wall XLPE Primary Cable	GREY	875.0	-	X	-
4	-	-	BH9C	3510311 R1	0.79	18.0	Thin Wall XLPE Primary Cable	GREY	875.0	-	X	-
5	-	-	BP62DD	3510352 R1	0.53	20.0	Thin Wall XLPE Primary Cable	DARK BLUE	1125.0	-	D3	1800F
6	-	-	BH62-GDD	3510359 R1	0.79	18.0	Thin Wall XLPE Primary Cable	WHITE	575.0	-	X	-

Connector Name	B01-1803
Part Number	1678137C1
Instances	LT/RH/LoneStar - X15/A26 - Compressed Air Supply (Primary and Secondary Gauge):Diagram1
Mates	SNSR-AirPress1-3001-02A

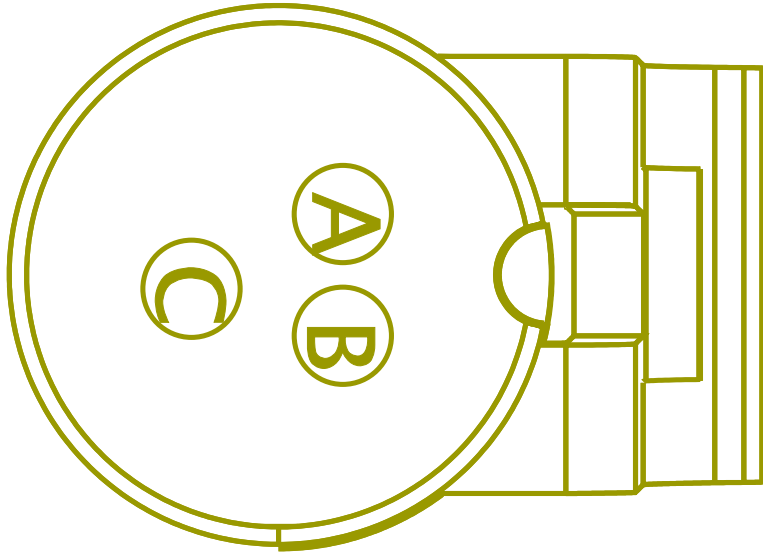

Name	Terminal Part Number	V-Min	Name	Wire Part Number	Wire CSA	Wire Spec	Wire Material description	Wire Color Description	Wire Length	End2 Terminal Part Number	End2 Pin Name	End2 Connect or
1	-	-	BN9E	2643673 R1	0.79	18.0	Std. Wall XLPE Primary Cable	GREY	200.0	-	X	-
2	-	-	BA6A	2643673 R1	0.79	18.0	Std. Wall XLPE Primary Cable	GREY	100.0	-	X	-
3	-	-	BA40	2643673 R1	0.79	18.0	Std. Wall XLPE Primary Cable	GREY	650.0	-	C12	1800F

Connector Name	B01-1804
Part Number	1678137C1
Instances	LT/RH/LoneStar - X15/A26 - Compressed Air Supply (Primary and Secondary Gauge):Diagram1
Mates	SNSR-AirPress2-3001-02A

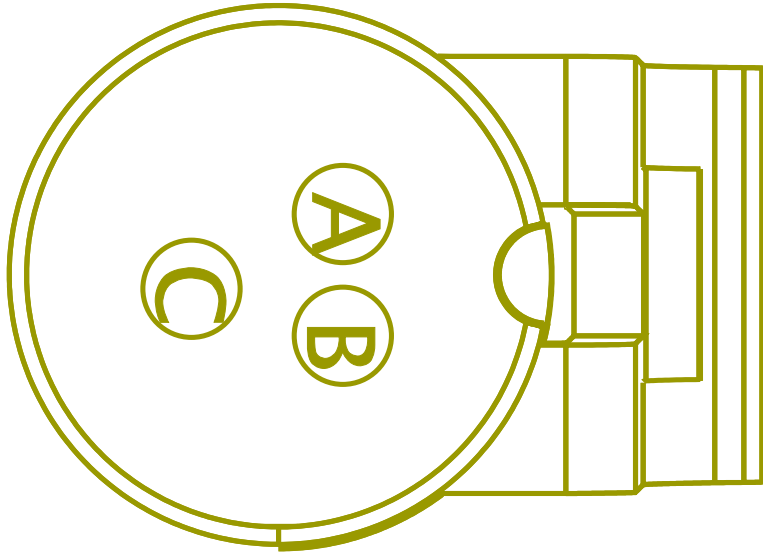

Name	Terminal Part Number	V-Min	Name	Wire Part Number	Wire CSA	Wire Spec	Wire Material description	Wire Color Description	Wire Length	End2 Terminal Part Number	End2 Pin Name	End2 Connector
A	-	-	BM9F	2643673 R1	0.79	18.0	Std. Wall XLPE Primary Cable	GREY	350.0	-	X	-
B	-	-	BA6B	2643673 R1	0.79	18.0	Std. Wall XLPE Primary Cable	GREY	250.0	-	X	-
C	-	-	BA40A	2643673 R1	0.79	18.0	Std. Wall XLPE Primary Cable	GREY	800.0	-	B2	1800F

Connector Name	B01-1805
Part Number	1678137C1
Instances	LT/RH/LoneStar - X15/A26 - Brake Pressure (Auxiliary Gauge):Diagram1 LT/RH/LoneStar - X15/A26 - Brake Pressure (Virtual Gauge):Diagram1
Mates	SNSR-BRAKE-3027-01-02A

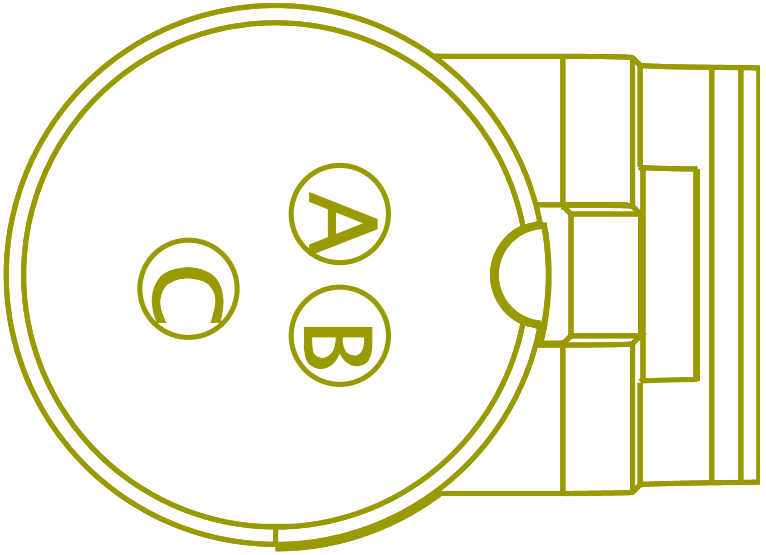

Name	Terminal Part Number	V-Min	Name	Wire Part Number	Wire CSA	Wire Spec	Wire Material description	Wire Color Description	Wire Length	End2 Terminal Part Number	End2 Pin Name	End2 Connector
A	-	-	BN9H	2643673 R1	0.79	18.0	Std. Wall XLPE Primary Cable	GREY	525.0	-	X	-
B	-	-	BA6C	2643673 R1	0.79	18.0	Std. Wall XLPE Primary Cable	GREY	625.0	-	X	-
C	-	-	BA40B	2643673 R1	0.79	18.0	Std. Wall XLPE Primary Cable	GREY	775.0	-	C2	1800F

Connector Name	B01-1806
Part Number	1661777C1
Instances	LT/RH/LoneStar - X15/A26 - Brake Switch:Diagram1
Mates	SW-BRAKE_SWITCH-3028-01-02A

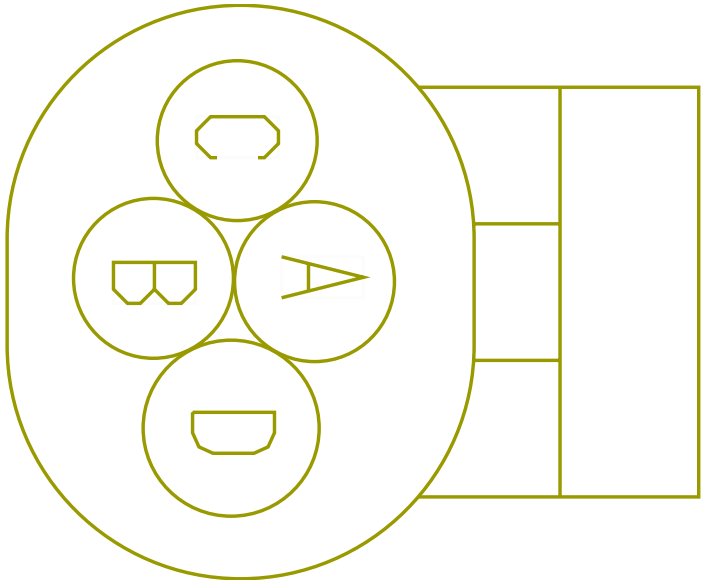

Name	Terminal Part Number	V-Min	Name	Wire Part Number	Wire CSA	Wire Spec	Wire Material description	Wire Color Description	Wire Length	End2 Terminal Part Number	End2 Pin Name	End2 Connect or
C	-	-	BA70	2643675 R1	0.79	18.0	Std. Wall XLPE Primary Cable	ORANGE	775.0	-	B9	1800F
D	-	-	BN9K	2643673 R1	0.79	18.0	Std. Wall XLPE Primary Cable	GREY	525.0	-	X	-

Connector Name	B01-1807
Part Number	3547870C1
Instances	LoneStar - X15 - City Horn W/ 4PIN CLK W/O RKA:Diagram1-Combination1 LoneStar - X15 - City Horn W/ 4PIN CLK W/RKA:Diagram1-Combination1 LT/RH - X15/A26 - City Horn W/ 4PIN CLK W/O RKA:Diagram1-Combination1 LT/RH - X15/A26 - City Horn W/ 4PIN CLK W/RKA:Diagram1-Combination1 LT/RH/LoneStar - X15/A26 - Adjustable Engine Speed Control (PTO) 4-pin Clockspring:Diagram1 LT/RH/LoneStar - X15/A26 - Engine Idle Increment/Decrement (Steering Wheel Switch - 4 Pin):Diagram1 LT/RH/LoneStar - X15/A26 - PARK LIGHTS - W/Marker Interrupt 4 pin clockspring:Diagram1 LT/RH/LoneStar - X15/A26 - Vehicle Speed Control (Cruise Control) 4 - PIN:Diagram1
Mates	DEV-STRNWHL_HEAVY_4PIN_100 5-01-04A

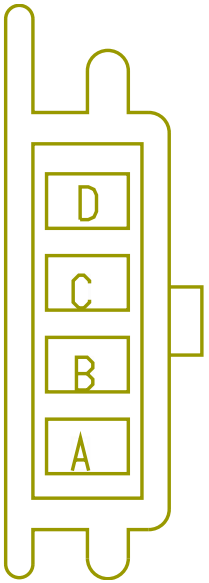

Name	Terminal Part Number	V-Min	Name	Wire Part Number	Wire CSA	Wire Spec	Wire Material description	Wire Color Description	Wire Length	End2 Terminal Part Number	End2 Pin Name	End2 Connector
A	-	-	BR97	3510310 R1	0.53	20.0	Thin Wall XLPE Primary Cable	GREY	1125.0	-	B12	1800F
B	-	-	BJ85A	3510310 R1	0.53	20.0	Thin Wall XLPE Primary Cable	GREY	1125.0	-	B10	1800F
C	-	-	BR62DD	3510352 R1	0.53	20.0	Thin Wall XLPE Primary Cable	DARK BLUE	1125.0	-	D3	1800F
D	-	-	BJ9C	3510311 R1	0.79	18.0	Thin Wall XLPE Primary Cable	GREY	875.0	-	X	-

Name	Terminal Part Number	V-Min	Name	Wire Part Number	Wire CSA	Wire Spec	Wire Material description	Wire Color Description	Wire Length	End2 Terminal Part Number	End2 Pin Name	End2 Connector
D	-	-	BR9C	3510311 R1	0.79	18.0	Thin Wall XLPE Primary Cable	GREY	875.0	-	X	-

Connector Name	B01-1808
Part Number	1661777C1
Instances	LT/RH - X15/A26 - Park Brake Control (Monitoring) (W/Vehicle Speed):Diagram1 LT/RH - X15/A26 - Park Brake Control (Monitoring)(GEN IV BCM):Diagram1 LT/RH/LoneStar - X15/A26 - Park Brake Controls (Non Lever Park Brake):Diagram1 LT/RH/LoneStar - X15/A26 - Park Brake Controls (with Alarm IGN ON/OFF):Diagram1
Mates	SW-PARK BRAKE-3022-01-01A

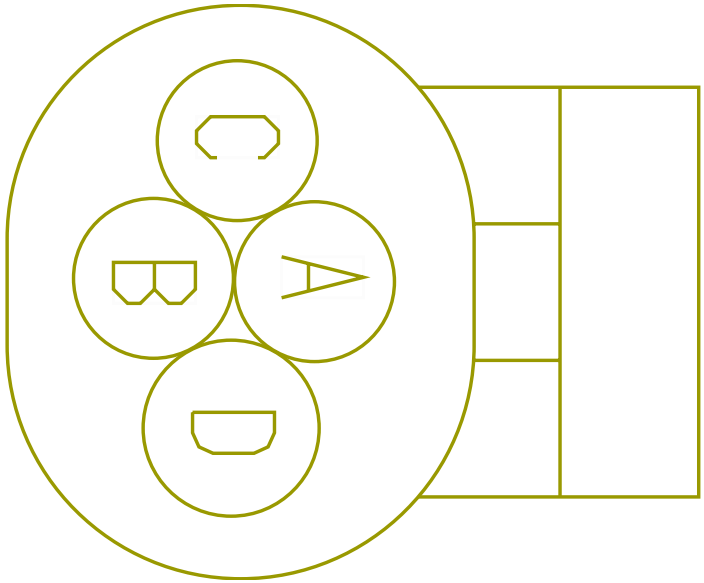

Name	Terminal Part Number	V-Min	Name	Wire Part Number	Wire CSA	Wire Spec	Wire Material description	Wire Color Description	Wire Length	End2 Terminal Part Number	End2 Pin Name	End2 Connect or
C	-	-	BA44	2643673 R1	0.79	18.0	Std. Wall XLPE Primary Cable	GREY	725.0	-	B7	1800F
D	-	-	BM9J	2643673 R1	0.79	18.0	Std. Wall XLPE Primary Cable	GREY	275.0	-	X	-

Connector Name	B01-1809
Part Number	1673744C1
Instances	LT/RH/LoneStar - X15 - Vehicle Acceleration (w/ Two PWR Two GND & Two STS):Diagram1
Mates	MODU-ACC_PEDAL-5075-01-01A

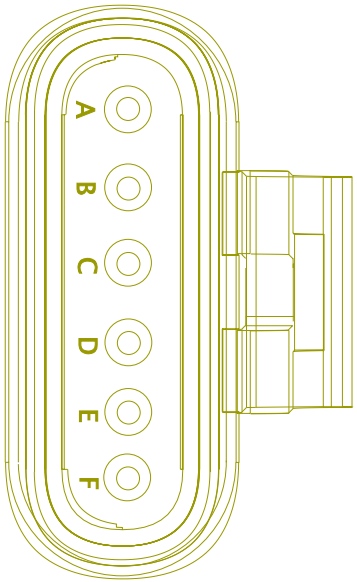

Name	Terminal Part Number	V-Min	Name	Wire Part Number	Wire CSA	Wire Spec	Wire Material description	Wire Color Description	Wire Length	End2 Terminal Part Number	End2 Pin Name	End2 Connect or
A	-	-	BD99B	4092319 R1	0.79	18.0	Std. Wall XLPE Primary Cable	VIOLET/ WHITE	600.0	-	C4	1800F
B	-	-	BD97B	2643718 R1	0.79	18.0	Std. Wall XLPE Primary Cable	VIOLET	600.0	-	B4	1800F
C	-	-	BD97C	4092323 R1	0.79	18.0	Std. Wall XLPE Primary Cable	VIOLET/ BLACK	600.0	-	C5	1800F
D	-	-	BD99D	4092319 R1	0.79	18.0	Std. Wall XLPE Primary Cable	VIOLET/ WHITE	600.0	-	B5	1800F

Name	Terminal Part Number	V-Min	Name	Wire Part Number	Wire CSA	Wire Spec	Wire Material description	Wire Color Description	Wire Length	End2 Terminal Part Number	End2 Pin Name	End2 Connect or
E	-	-	BD97N	2643718 R1	0.79	18.0	Std. Wall XLPE Primary Cable	VIOLET	600.0	-	B6	1800F
F	-	-	BD97M	4092323 R1	0.79	18.0	Std. Wall XLPE Primary Cable	VIOLET/ BLACK	600.0	-	C6	1800F

Connector Name	B01-1811
Part Number	3540757C1
Instances	LT/RH/LoneStar - X15 - Starter Interlock (BCM HSD controlled W/ Clutch Switch N/ Auto Start Stop):Diagram1 LT/RH/LoneStar - X15 - Starter Interlock (BCM HSD controlled W/ Clutch Switch W/ Auto Start Stop):Diagram1 LT/RH/LoneStar - X15/A26 - Clutch Monitoring (High and Low Switch to BCM):Diagram1
Mates	SW-CLUTCH-5050-02-01A

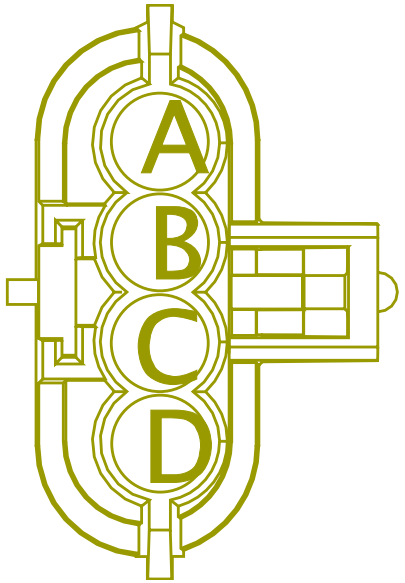

Name	Terminal Part Number	V-Min	Name	Wire Part Number	Wire CSA	Wire Spec	Wire Material description	Wire Color Description	Wire Length	End2 Terminal Part Number	End2 Pin Name	End2 Connect or
A	-	-	BP17A	2643794 R1	0.79	18.0	Std. Wall XLPE Primary Cable	PINK	550.0	-	D7	1800F
B	-	-	BP17AA	2643794 R1	0.79	18.0	Std. Wall XLPE Primary Cable	PINK	550.0	-	D8	1800F
C	-	-	BP97A	2643718 R1	0.79	18.0	Std. Wall XLPE Primary Cable	VIOLET	550.0	-	C11	1800F
D	-	-	BP9M	2643673 R1	0.79	18.0	Std. Wall XLPE Primary Cable	GREY	300.0	-	X	-

Connector Name	B01-1812
Part Number	1661777C1
Instances	LT/RH/LoneStar - X15/A26 - Telematics (TRIPMASTER DAYCAB):Diagram1 LT/RH/LoneStar - X15/A26 - Telematics (TRIPMASTER SLEEPER):Diagram1
Mates	SW-BRAKE-2035-10-04A

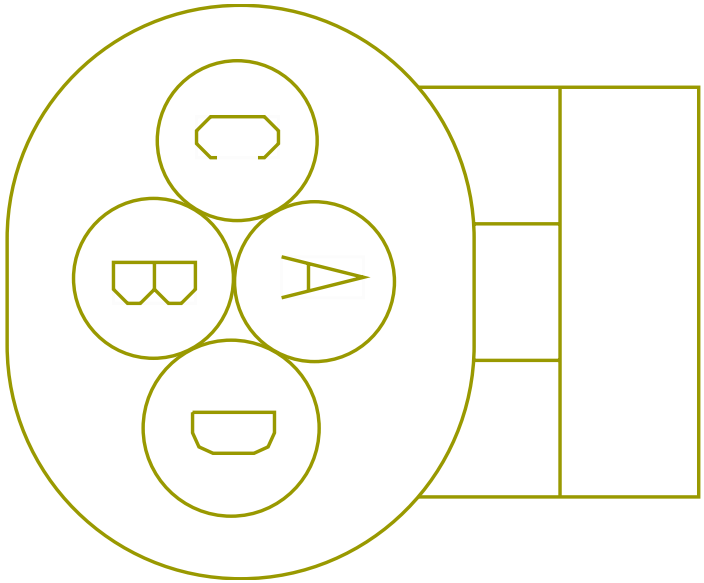

Name	Terminal Part Number	V-Min	Name	Wire Part Number	Wire CSA	Wire Spec	Wire Material description	Wire Color Description	Wire Length	End2 Terminal Part Number	End2 Pin Name	End2 Connect or
C	-	-	BB70E	2643675 R1	0.79	18.0	Std. Wall XLPE Primary Cable	ORANGE	775.0	-	D1	1800F
D	-	-	BB70D	2643673 R1	0.79	18.0	Std. Wall XLPE Primary Cable	GREY	775.0	-	D2	1800F

Connector Name	B01-1821A
Part Number	3889458C1
Instances	LT/RH - X15/A26 - Wabco Full Stability Control:Diagram1 LT/RH - X15/A26 - Wabco Full Stability Control:Diagram2
Mates	SNSR-STEERING_ANGLE-3026-0 2-03A



Name	Terminal Part Number	V-Min	Name	Wire Part Number	Wire CSA	Wire Spec	Wire Material description	Wire Color Description	Wire Length	End2 Terminal Part Number	End2 Pin Name	End2 Connect or
1	-	-	-	-	-	-	-	-	-	-	-	-
2	-	-	BG94ST	3510310 R1	0.53	20.0	Thin Wall XLPE Primary Cable	GREY	0.0	-	3	B01-1821A
3	-	-	BG94ST	3510310 R1	0.53	20.0	Thin Wall XLPE Primary Cable	GREY	0.0	-	2	B01-1821A
4	-	-	-	-	-	-	-	-	-	-	-	-
5	-	-	BG94SN	3510310 R1	0.53	20.0	Thin Wall XLPE Primary Cable	GREY	1195.0	-	A	1820F
6	-	-	BG94SP	3510310 R1	0.53	20.0	Thin Wall XLPE Primary Cable	GREY	1195.0	-	B	1820F

Connector Name	B01-1821
Part Number	3601800C1
Instances	LT/RH - X15/A26 - Bendix Stability Control For Tractor or Tractors with Trailer Tow:Diagram1 LT/RH - X15/A26 - Bendix Stability Control For Tractor or Tractors with Trailer Tow:Diagram2 LT/RH - X15/A26 - Bendix; Tractor or Towing Truck; W/ Air SUSP; J1939 Driven Lamp:Diagram1 LT/RH - X15/A26 - Bendix; Tractor or Towing Truck; W/ Air SUSP; J1939 Driven Lamp:Diagram2
Mates	SNSR-STEERING_ANGLE-3026-0 1-01A



Name	Terminal Part Number	V-Min	Name	Wire Part Number	Wire CSA	Wire Spec	Wire Material description	Wire Color Description	Wire Length	End2 Terminal Part Number	End2 Pin Name	End2 Connector
1	-	-	BE94SC	3510310 R1	0.53	20.0	Thin Wall XLPE Primary Cable	GREY	1195.0	-	C	1820F
2	-	-	BE94SA	3510310 R1	0.53	20.0	Thin Wall XLPE Primary Cable	GREY	1195.0	-	A	1820F
3	-	-	-	-	-	-	-	-	-	-	-	-
4	-	-	-	-	-	-	-	-	-	-	-	-

Connector Name	B01-1822
Part Number	1678137C1
Instances	LT/RH - X15/A26 - Bendix Stability Control For Tractor or Tractors with Trailer Tow:Diagram1 LT/RH - X15/A26 - Bendix Stability Control For Tractor or Tractors with Trailer Tow:Diagram2 LT/RH - X15/A26 - Bendix; Tractor or Towing Truck; W/ Air SUSP; J1939 Driven Lamp:Diagram1 LT/RH - X15/A26 - Bendix; Tractor or Towing Truck; W/ Air SUSP; J1939 Driven Lamp:Diagram2
Mates	SNSR-PRIMARY_PT-3026-01-01A

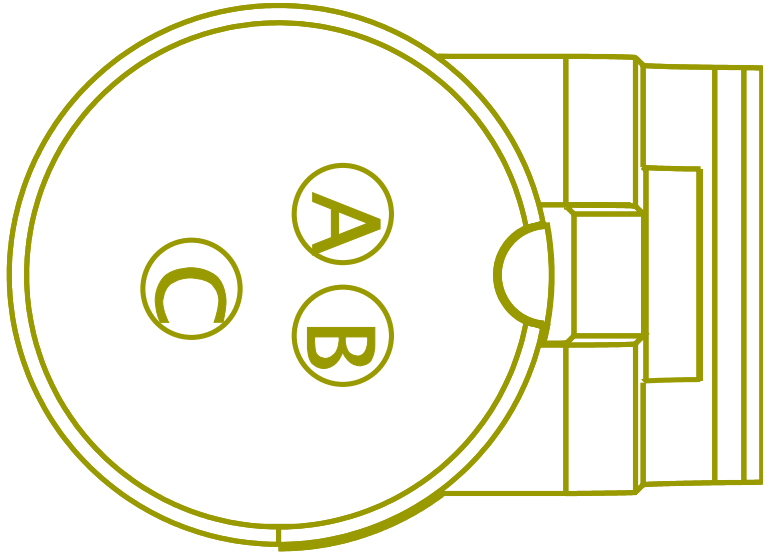

Name	Terminal Part Number	V-Min	Name	Wire Part Number	Wire CSA	Wire Spec	Wire Material description	Wire Color Description	Wire Length	End2 Terminal Part Number	End2 Pin Name	End2 Connector
A	-	-	BE94SZA	2643673 R1	0.79	18.0	Std. Wall XLPE Primary Cable	GREY	475.0	-	X	-
B	-	-	BE94SVA	2643673 R1	0.79	18.0	Std. Wall XLPE Primary Cable	GREY	425.0	-	X	-
C	-	-	BE94SE	2643673 R1	0.79	18.0	Std. Wall XLPE Primary Cable	GREY	700.0	-	D5	1800F

Connector Name	B01-1823
Part Number	1678137C1
Instances	LT/RH - X15/A26 - Bendix Stability Control For Tractor or Tractors with Trailer Tow:Diagram1 LT/RH - X15/A26 - Bendix Stability Control For Tractor or Tractors with Trailer Tow:Diagram2 LT/RH - X15/A26 - Bendix; Tractor or Towing Truck; W/ Air SUSP; J1939 Driven Lamp:Diagram1 LT/RH - X15/A26 - Bendix; Tractor or Towing Truck; W/ Air SUSP; J1939 Driven Lamp:Diagram2
Mates	SNSR-SECONDARY_PT-3026-01- 01B

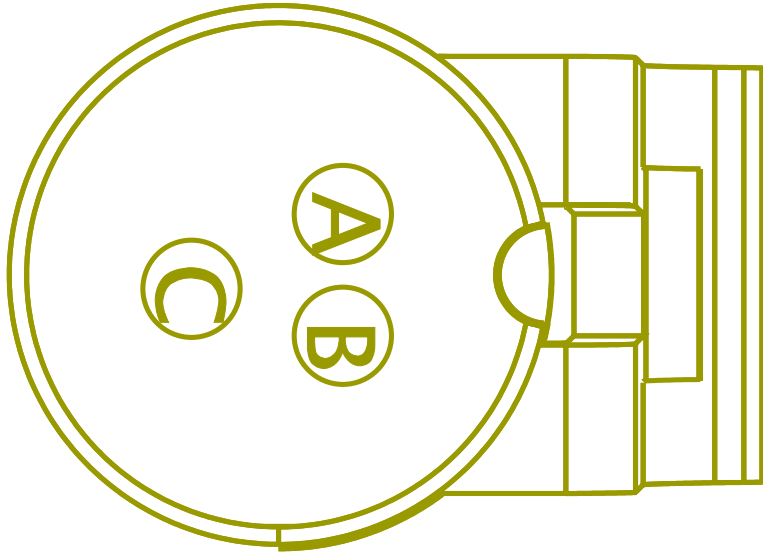

Name	Terminal Part Number	V-Min	Name	Wire Part Number	Wire CSA	Wire Spec	Wire Material description	Wire Color Description	Wire Length	End2 Terminal Part Number	End2 Pin Name	End2 Connector
A	-	-	BE94SZB	2643673 R1	0.79	18.0	Std. Wall XLPE Primary Cable	GREY	125.0	-	X	-
B	-	-	BE94SVB	2643673 R1	0.79	18.0	Std. Wall XLPE Primary Cable	GREY	175.0	-	X	-
C	-	-	BE94SF	2643673 R1	0.79	18.0	Std. Wall XLPE Primary Cable	GREY	600.0	-	D6	1800F

Connector Name	B01-1824
Part Number	3919376C1
Instances	LT/RH - X15/A26 - Wabco Full Stability Control:Diagram1 LT/RH - X15/A26 - Wabco Full Stability Control:Diagram2
Mates	SNSR-DRIVER_DEMAND_PS-3026 -02-01A



Name	Terminal Part Number	V-Min	Name	Wire Part Number	Wire CSA	Wire Spec	Wire Material description	Wire Color Description	Wire Length	End2 Terminal Part Number	End2 Pin Name	End2 Connector
1	-	-	[BF94BY]	V-14-TXL	1.91	14.0	Thin Wall XLPE Primary Cable	Not Applicable	750.0	-	D6	1800F
2	-	-	[BF94-G]	V-14-TXL	1.91	14.0	Thin Wall XLPE Primary Cable	Not Applicable	750.0	-	D5	1800F
3	-	-	[BF94MN]	V-14-TXL	1.91	14.0	Thin Wall XLPE Primary Cable	Not Applicable	750.0	-	A6	1800F

Connector Name	B01-1825F
Part Number	4064551C1
Instances	LT/RH - 2021 A26 - Transmission Shifter (Eaton Endurant and Eaton Procision):Diagram1 LT/RH - 2021 A26 - Transmission Shifter (Universal Stalk Shifter - Allison 3K/4K):Diagram1 LT/RH - 2021 A26 - Transmission Shifter (Universal Stalk Shifter, Ultrashift):Diagram1 LT/RH/LoneStar - X15 - Transmission Shifter (Eaton Endurant and Eaton Procision):Diagram1 LT/RH/LoneStar - X15 - Transmission Shifter (Universal Shifter - Ultrashift+ & FAS):Diagram1
Mates	DEV-STALK_SHIFTER-01

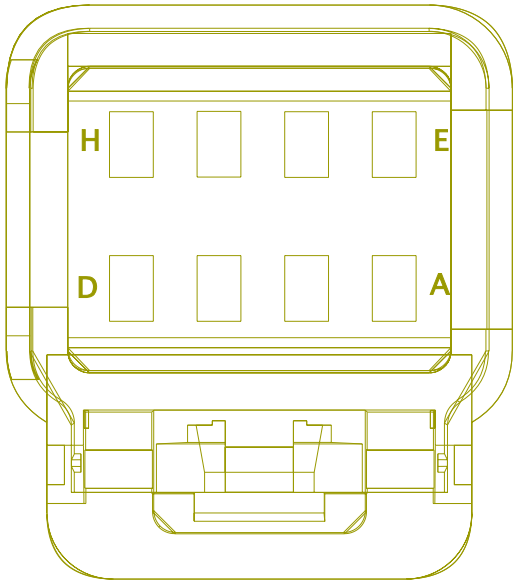

Name	Terminal Part Number	V-Min	Name	Wire Part Number	Wire CSA	Wire Spec	Wire Material description	Wire Color Description	Wire Length	End2 Terminal Part Number	End2 Pin Name	End2 Connector
B	-	-	BK92#134	3510329 R1	0.79	18.0	Thin Wall XLPE Primary Cable	TAN	1365.0	-	B	7900M
C	-	-	XX92	3510329 R1	0.79	18.0	Thin Wall XLPE Primary Cable	TAN	1365.0	-	C	7900M
D	-	-	XX9ZA	3510311 R1	0.79	18.0	Thin Wall XLPE Primary Cable	GREY	1365.0	-	D	7900M
E	-	-	-	-	-	-	-	-	-	-	-	-
F	-	-	-	-	-	-	-	-	-	-	-	-
G	-	-	BK62DC	3510353 R1	0.79	18.0	Thin Wall XLPE Primary Cable	DARK BLUE	1365.0	-	G	7900M

Name	Terminal Part Number	V-Min	Name	Wire Part Number	Wire CSA	Wire Spec	Wire Material description	Wire Color Description	Wire Length	End2 Terminal Part Number	End2 Pin Name	End2 Connect or
H	-	-	BK92-GAH	3510359 R1	0.79	18.0	Thin Wall XLPE Primary Cable	WHITE	1365.0	-	H	7900M

Connector Name	B01_1800F
Part Number	3612512C1
Instances	Steering Wheel W/Air Bag:Diagram1
Mates	A02_1800

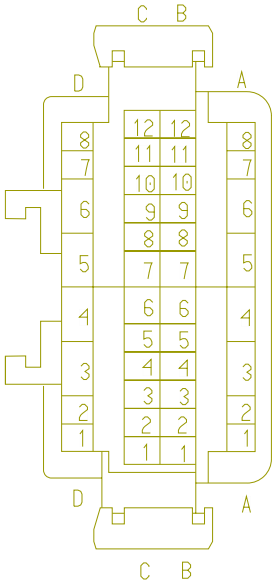

Name	Terminal Part Number	V-Min	Name	Wire Part Number	Wire CSA	Wire Spec	Wire Material description	Wire Color Description	Wire Length	End2 Terminal Part Number	End2 Pin Name	End2 Connect or
A3	-	-	BA11-GAA	-	0.0	18.0	-	WHITE	0.0	-	PIN1	-
A4	-	-	BA9V	-	0.0	18.0	-	GREY	0.0	-	PIN1	-
B10	-	-	BA85A	-	0.0	20.0	-	GREY	0.0	-	3	B01_1832
B11	-	-	BA100	-	0.0	20.0	-	BROWN	0.0	-	2	B01_1832
B12	-	-	BA97	-	0.0	20.0	-	GREY	0.0	-	1	B01_1832
D3	-	-	BA62DD	-	0.0	20.0	-	GREY	0.0	-	5	B01_1832

Connector Name	B01_1806
Part Number	1661777C1
Instances	LT/RH - A26 - Service Brake Switch (Multiple Service Brake Switch W/ Redundant Switch):Diagram1 LT/RH - A26 - Service Brake Switch(Multiple Brake Switch N/ Redundant Brake Switch):Diagram1
Mates	DEV-SERVICE_BRAKE-01

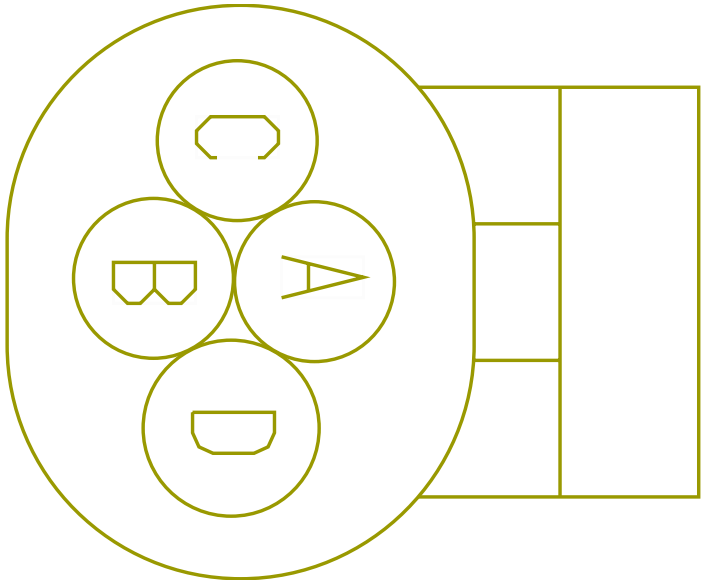

Name	Terminal Part Number	V-Min	Name	Wire Part Number	Wire CSA	Wire Spec	Wire Material description	Wire Color Description	Wire Length	End2 Terminal Part Number	End2 Pin Name	End2 Connect or
C	-	-	BA70	2643675 R1	0.79	18.0	Std. Wall XLPE Primary Cable	ORANGE	775.0	-	B9	1800F
D	-	-	BM9K	2643673 R1	0.79	18.0	Std. Wall XLPE Primary Cable	GREY	525.0	-	X	-

Connector Name	B01_1810
Part Number	1661777C1
Instances	LT/RH - A26 - Service Brake Switch (Multiple Service Brake Switch W/ Redundant Switch):Diagram1 LT/RH - A26 - Service Brake Switch(Multiple Brake Switch N/ Redundant Brake Switch):Diagram1
Mates	DEV-SERVICE_BRAKE-02

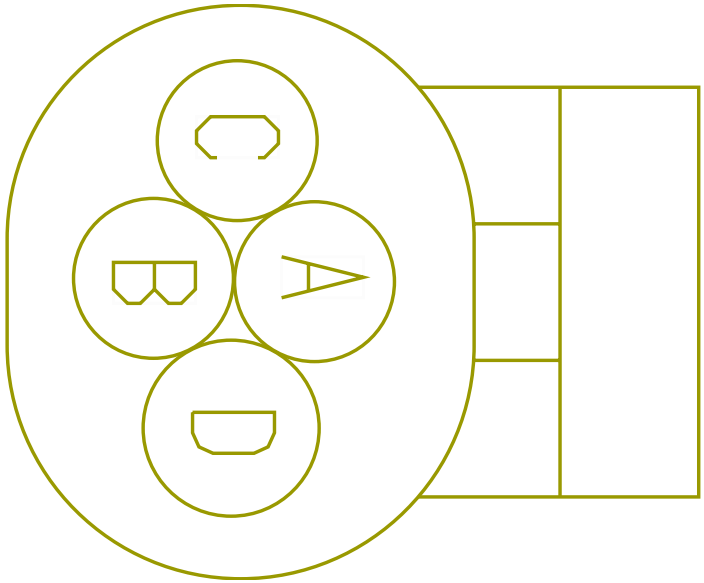

Name	Terminal Part Number	V-Min	Name	Wire Part Number	Wire CSA	Wire Spec	Wire Material description	Wire Color Description	Wire Length	End2 Terminal Part Number	End2 Pin Name	End2 Connect or
C	-	-	BM70A	-	0.0	18.0	-	ORANGE	0.0	-	B8	1800F
D	-	-	BM9N	-	0.0	18.0	-	GREY	0.0	-	X	-

Connector Name	B01_1812
Part Number	1661777C1
Instances	LT/RH - A26 - Service Brake Switch (Multiple Service Brake Switch W/ Redundant Switch):Diagram1
Mates	DEV-REDUNDANT_SERVICE_BRAK E-01

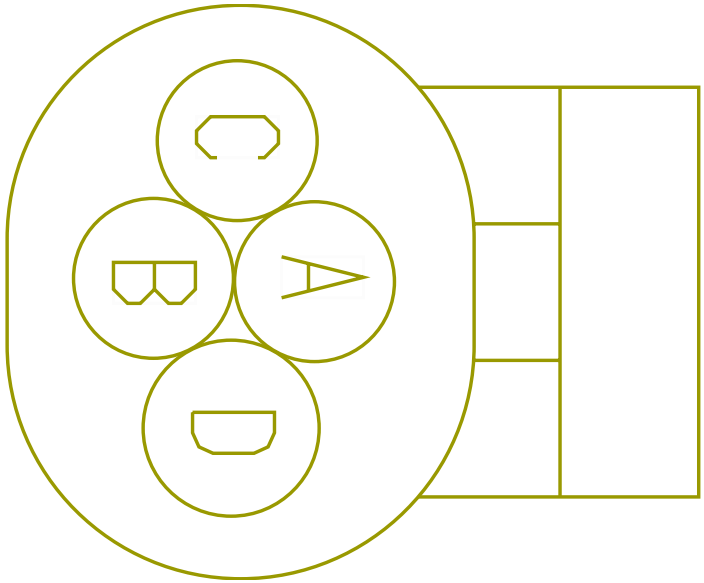

Name	Terminal Part Number	V-Min	Name	Wire Part Number	Wire CSA	Wire Spec	Wire Material description	Wire Color Description	Wire Length	End2 Terminal Part Number	End2 Pin Name	End2 Connect or
C	-	-	BB70E	2643675 R1	0.79	18.0	Std. Wall XLPE Primary Cable	ORANGE	775.0	-	D1	1800F
D	-	-	BB70D	2643673 R1	0.79	18.0	Std. Wall XLPE Primary Cable	GREY	775.0	-	D2	1800F

Connector Name	B01_1831
Part Number	4290974C1
Instances	Airbag (Driver Seat, Passenger Seat, and Steering Wheel):Diagram1 - Drvier
Mates	A02_1831A

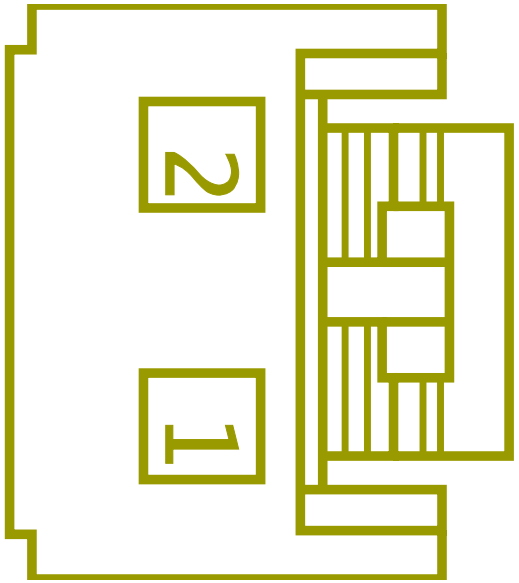

Name	Terminal Part Number	V-Min	Name	Wire Part Number	Wire CSA	Wire Spec	Wire Material description	Wire Color Description	Wire Length	End2 Terminal Part Number	End2 Pin Name	End2 Connect or
1	-	-	BC10	-	0.0	20.0	-	YELLOW 2	0.0	-	1	B01_1833
2	-	-	BC10-G	-	0.0	20.0	-	GREEN	0.0	-	2	B01_1833

Connector Name	B01_1831
Part Number	4290974C1
Instances	Airbag (Steering Wheel and Driver Seat):Diagram1
Mates	A02_1831A

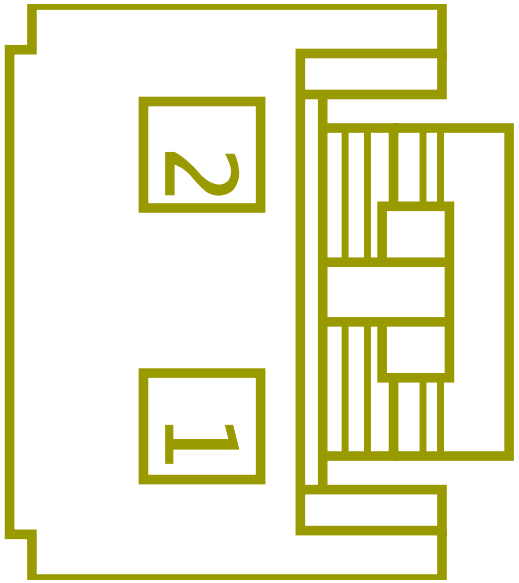

Name	Terminal Part Number	V-Min	Name	Wire Part Number	Wire CSA	Wire Spec	Wire Material description	Wire Color Description	Wire Length	End2 Terminal Part Number	End2 Pin Name	End2 Connector
1	-	-	BC10	-	0.0	20.0	-	YELLOW 2	0.0	-	1	B01_1833
2	-	-	BC10-G	-	0.0	20.0	-	GREEN	0.0	-	2	B01_1833

Connector Name	B01_1831
Part Number	4290974C1
Instances	Airbag (Steering Wheel Only):Diagram1
Mates	A02_1831A

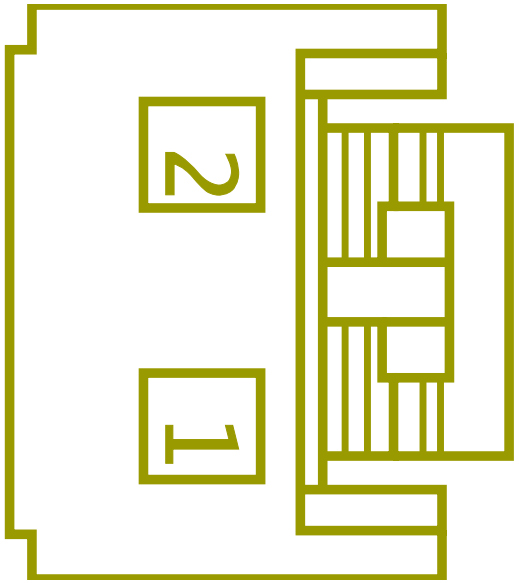

Name	Terminal Part Number	V-Min	Name	Wire Part Number	Wire CSA	Wire Spec	Wire Material description	Wire Color Description	Wire Length	End2 Terminal Part Number	End2 Pin Name	End2 Connector
1	-	-	BC10	-	0.0	20.0	-	YELLOW 2	0.0	-	1	B01_1833
2	-	-	BC10-G	-	0.0	20.0	-	GREEN	0.0	-	2	B01_1833

Connector Name	B01_1831
Part Number	4290974C1
Instances	Steering Wheel W/Air Bag:Diagram1
Mates	A02_1831A

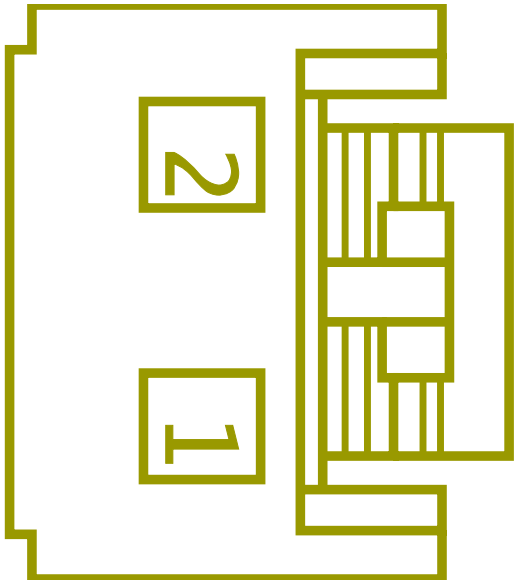

Name	Terminal Part Number	V-Min	Name	Wire Part Number	Wire CSA	Wire Spec	Wire Material description	Wire Color Description	Wire Length	End2 Terminal Part Number	End2 Pin Name	End2 Connector
1	-	-	BC10	-	0.0	20.0	-	YELLOW 2	0.0	-	1	B01_1833
2	-	-	BC10-G	-	0.0	20.0	-	GREEN	0.0	-	2	B01_1833

Connector Name	B01_1832
Part Number	4290975C1
Instances	Steering Wheel W/Air Bag:Diagram1
Mates	DEV-AIR_BAG_CLOCK_SPRING-01



Name	Terminal Part Number	V-Min	Name	Wire Part Number	Wire CSA	Wire Spec	Wire Material description	Wire Color Description	Wire Length	End2 Terminal Part Number	End2 Pin Name	End2 Connector
1	-	-	BA97	-	0.0	20.0	-	GREY	0.0	-	B12	B01_1800F
2	-	-	BA100	-	0.0	20.0	-	BROWN	0.0	-	B11	B01_1800F
3	-	-	BA85A	-	0.0	20.0	-	GREY	0.0	-	B10	B01_1800F
4	-	-	BA9VA	-	0.0	20.0	-	GREY	0.0	-	PIN1	-
5	-	-	BA62DD	-	0.0	20.0	-	GREY	0.0	-	D3	B01_1800F
6	-	-	BA62-GDD	-	0.0	20.0	-	GREY	0.0	-	PIN1	-

Connector Name	B01_1833
Part Number	4290973C1
Instances	Airbag (Driver Seat, Passenger Seat, and Steering Wheel):Diagram1 - Drvier
Mates	DEV-AIR_BAG_CLOCK_SPRING-01

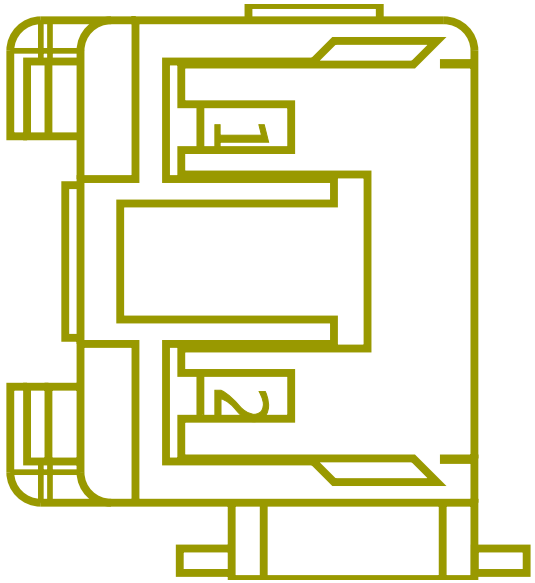

Name	Terminal Part Number	V-Min	Name	Wire Part Number	Wire CSA	Wire Spec	Wire Material description	Wire Color Description	Wire Length	End2 Terminal Part Number	End2 Pin Name	End2 Connector
1	-	-	BC10	-	0.0	20.0	-	YELLOW 2	0.0	-	1	B01_1831
2	-	-	BC10-G	-	0.0	20.0	-	GREEN	0.0	-	2	B01_1831

Connector Name	B01_1833
Part Number	4290973C1
Instances	Airbag (Steering Wheel and Driver Seat):Diagram1
Mates	DEV-AIR_BAG_CLOCK_SPRING-01

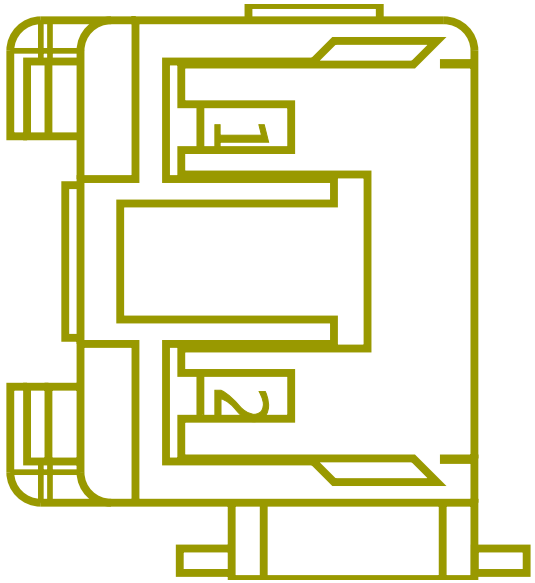

Name	Terminal Part Number	V-Min	Name	Wire Part Number	Wire CSA	Wire Spec	Wire Material description	Wire Color Description	Wire Length	End2 Terminal Part Number	End2 Pin Name	End2 Connector
1	-	-	BC10	-	0.0	20.0	-	YELLOW 2	0.0	-	1	B01_1831
2	-	-	BC10-G	-	0.0	20.0	-	GREEN	0.0	-	2	B01_1831

Connector Name	B01_1833
Part Number	4290973C1
Instances	Airbag (Steering Wheel Only):Diagram1
Mates	DEV-AIR_BAG_CLOCK_SPRING-01

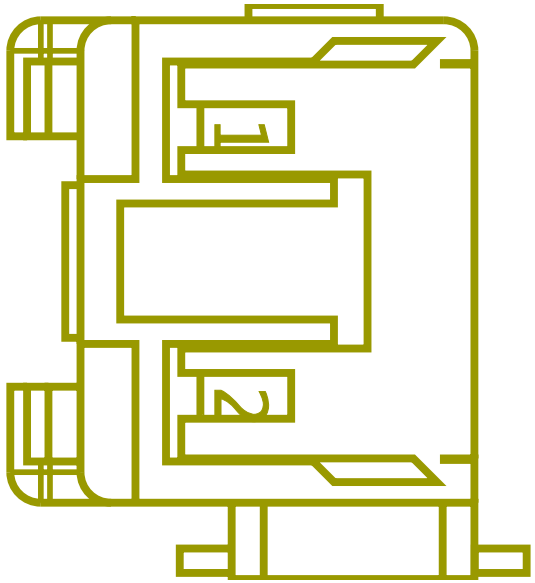

Name	Terminal Part Number	V-Min	Name	Wire Part Number	Wire CSA	Wire Spec	Wire Material description	Wire Color Description	Wire Length	End2 Terminal Part Number	End2 Pin Name	End2 Connector
1	-	-	BC10	-	0.0	20.0	-	YELLOW 2	0.0	-	1	B01_1831
2	-	-	BC10-G	-	0.0	20.0	-	GREEN	0.0	-	2	B01_1831

Connector Name	B01_1833
Part Number	4290973C1
Instances	Steering Wheel W/Air Bag:Diagram1
Mates	DEV-AIR_BAG_CLOCK_SPRING-01

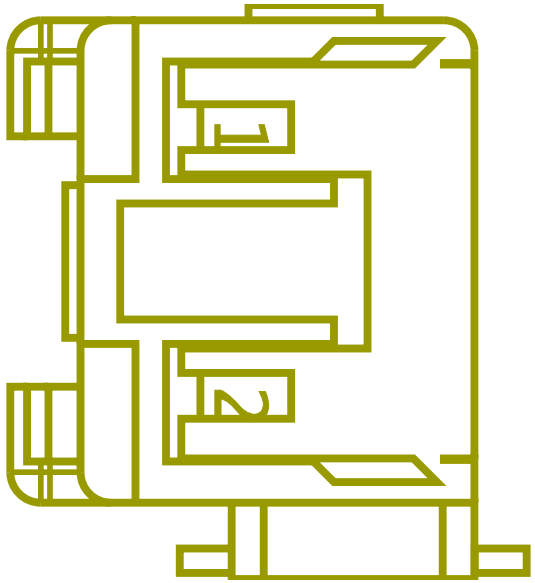

Name	Terminal Part Number	V-Min	Name	Wire Part Number	Wire CSA	Wire Spec	Wire Material description	Wire Color Description	Wire Length	End2 Terminal Part Number	End2 Pin Name	End2 Connect or
1	-	-	BC10	-	0.0	20.0	-	YELLOW 2	0.0	-	1	B01_1831
2	-	-	BC10-G	-	0.0	20.0	-	GREEN	0.0	-	2	B01_1831

Connector Name	D1N-166M
Part Number	1661889C1
Instances	LoneStar - X15 - Adaptive Cruise Control (Bendix - Fusion W/O DIU & W/ Safety Direct & W/ Tweeters):Diagram1 LT/RH - X15/A26 - Adaptive Cruise Control (Bendix - Fusion W/ O DIU & W/ Safety Direct & W/ Tweeters):Diagram1
Mates	CONN-BENDIX_FUSION_RS232 W/ TWEETER



Name	Terminal Part Number	V-Min	Name	Wire Part Number	Wire CSA	Wire Spec	Wire Material description	Wire Color Description	Wire Length	End2 Terminal Part Number	End2 Pin Name	End2 Connect or
A	-	-	11COG1	3510359 R1	0.79	18.0	Thin Wall XLPE Primary Cable	WHITE	2363.0	-	X	-
B	-	-	232-TX	3510334 R1	0.53	20.0	Thin Wall XLPE Primary Cable	YELLOW 2	2513.0	-	3	D1N-1979
C	-	-	232-RX	3510298 R1	0.53	20.0	Thin Wall XLPE Primary Cable	LIGHT GREEN	2513.0	-	4	D1N-1979

Connector Name	D1N-1979A
Part Number	4061584C1
Instances	LoneStar - X15 - Adaptive Cruise Control (Bendix - Fusion W/O DIU & N/ Safety Direct & Tweeters):Diagram1 LoneStar - X15 - Adaptive Cruise Control (Bendix - Fusion W/O DIU & W/ Safety Direct & W/ Tweeters):Diagram1 LT/RH - X15/A26 - Adaptive Cruise Control (Bendix - Fusion W/O DIU & N/ Safety Direct & Tweeters):Diagram1 LT/RH - X15/A26 - Adaptive Cruise Control (Bendix - Fusion W/O DIU & W/ Safety Direct & W/ Tweeters):Diagram1
Mates	DEV-BENDIX_FUSION_FLC_TWEE TER



Name	Terminal Part Number	V-Min	Name	Wire Part Number	Wire CSA	Wire Spec	Wire Material description	Wire Color Description	Wire Length	End2 Terminal Part Number	End2 Pin Name	End2 Connector
1	-	-	14CSB2	3510364 R1	0.53	20.0	Thin Wall XLPE Primary Cable	RED	585.0	-	X	-
3	-	-	-	-	-	-	-	-	-	-	-	-
4	-	-	-	-	-	-	-	-	-	-	-	-
6	-	-	-	-	-	-	-	-	-	-	-	-
7	-	-	-	-	-	-	-	-	-	-	-	-
8	-	-	11COG2	3510358 R1	0.53	20.0	Thin Wall XLPE Primary Cable	WHITE	707.0	-	X	-
9	-	-	13COG2	3510322 R1	0.53	20.0	Thin Wall XLPE Primary Cable	PINK	555.0	-	X	-

Connector Name	D1N-1979
Part Number	3831401C1
Instances	LoneStar - X15 - Adaptive Cruise Control (Bendix - Fusion W/O DIU & N/ Safety Direct & Tweeters):Diagram1 LoneStar - X15 - Adaptive Cruise Control (Bendix - Fusion W/O DIU & W/ Safety Direct & W/ Tweeters):Diagram1 LT/RH - X15/A26 - Adaptive Cruise Control (Bendix - Fusion W/O DIU & N/ Safety Direct & Tweeters):Diagram1 LT/RH - X15/A26 - Adaptive Cruise Control (Bendix - Fusion W/O DIU & W/ Safety Direct & W/ Tweeters):Diagram1
Mates	MODU-BENDIX_FUSION_SAFETY_ DIRECT W/ TWEETER



Name	Terminal Part Number	V-Min	Name	Wire Part Number	Wire CSA	Wire Spec	Wire Material description	Wire Color Description	Wire Length	End2 Terminal Part Number	End2 Pin Name	End2 Connector
1	-	-	14CSB3	3510364 R1	0.53	20.0	Thin Wall XLPE Primary Cable	RED	728.0	-	X	-
2	-	-	YELLOWLR	3510334 R1	0.53	20.0	Thin Wall XLPE Primary Cable	YELLOW 2	2568.0	-	6	2000F
3	-	-	232-TX	3510334 R1	0.53	20.0	Thin Wall XLPE Primary Cable	YELLOW 2	2513.0	-	B	D1N-166M
4	-	-	232-RX	3510298 R1	0.53	20.0	Thin Wall XLPE Primary Cable	LIGHT GREEN	2513.0	-	C	D1N-166M
5	-	-	-	-	-	-	-	-	-	-	-	-
6	-	-	-	-	-	-	-	-	-	-	-	-

Name	Terminal Part Number	V-Min	Name	Wire Part Number	Wire CSA	Wire Spec	Wire Material description	Wire Color Description	Wire Length	End2 Terminal Part Number	End2 Pin Name	End2 Connect or
7	-	-	67COG	3510310 R1	0.53	20.0	Thin Wall XLPE Primary Cable	GREY	2433.0	-	G	1978
9	-	-	13COG3	3510322 R1	0.53	20.0	Thin Wall XLPE Primary Cable	PINK	698.0	-	X	-
10	-	-	GREENL	3510298 R1	0.53	20.0	Thin Wall XLPE Primary Cable	LIGHT GREEN	3145.0	-	7	2000F
11	-	-	GREENR	3510298 R1	0.53	20.0	Thin Wall XLPE Primary Cable	LIGHT GREEN	2864.0	-	8	2000F
12	-	-	-	-	-	-	-	-	-	-	-	-
13	-	-	-	-	-	-	-	-	-	-	-	-
16	-	-	11COG3	3510358 R1	0.53	20.0	Thin Wall XLPE Primary Cable	WHITE	150.0	-	X	-

Connector Name	D1U-1979M
Part Number	6137618C92
Instances	LT/RH - X15/A26 - Lane Departure Warning - (Wabco OnLane 2.0 w/ roof speakers):Diagram1
Mates	DEV-LDW_WABCO_ALERT-01

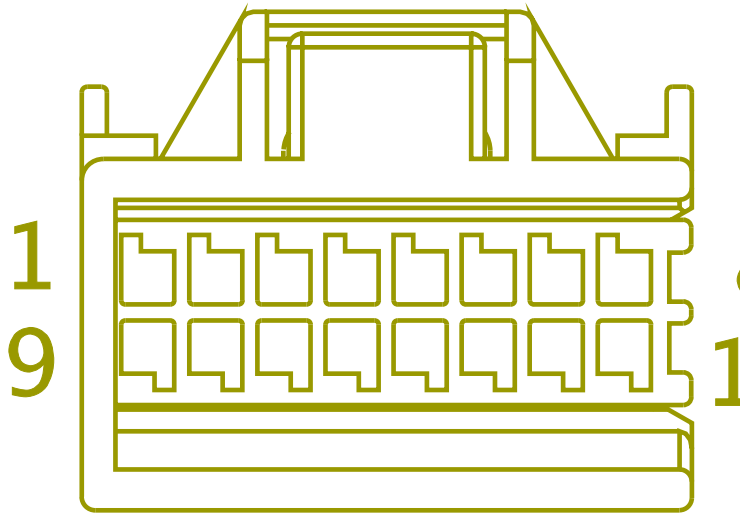

Name	Terminal Part Number	V-Min	Name	Wire Part Number	Wire CSA	Wire Spec	Wire Material description	Wire Color Description	Wire Length	End2 Terminal Part Number	End2 Pin Name	End2 Connector
2	-	-	11COG1	3510359 R1	0.79	18.0	Thin Wall XLPE Primary Cable	WHITE	2363.0	-	X	-
3	-	-	13COG1	3510322 R1	0.53	20.0	Thin Wall XLPE Primary Cable	PINK	465.0	-	PIN1	-
13	-	-	GREENL	3510298 R1	0.53	20.0	Thin Wall XLPE Primary Cable	LIGHT GREEN	3145.0	-	A	D1U-348
14	-	-	YELLOWL	2643801 R1	0.79	18.0	Std. Wall XLPE Primary Cable	YELLOW 2	2685.0	-	B	D1U-348

Name	Terminal Part Number	V-Min	Name	Wire Part Number	Wire CSA	Wire Spec	Wire Material description	Wire Color Description	Wire Length	End2 Terminal Part Number	End2 Pin Name	End2 Connect or
15	-	-	GREENR	3510298 R1	0.53	20.0	Thin Wall XLPE Primary Cable	LIGHT GREEN	2864.0	-	A	D1U-349F
16	-	-	YELLOWR	2643801 R1	0.79	18.0	Std. Wall XLPE Primary Cable	YELLOW 2	2404.0	-	B	D1U-349F

Connector Name	D1U-348
Part Number	1661197C1
Instances	LT/RH - X15/A26 - Lane Departure Warning - (Wabco OnLane 2.0 w/ roof speakers):Diagram1
Mates	DEV-SPKR_LEFT_LDW-WABCO2

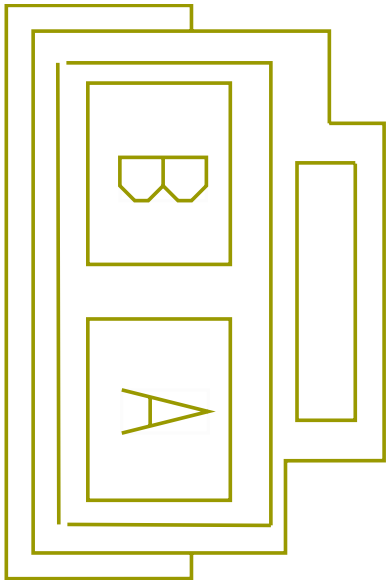

Name	Terminal Part Number	V-Min	Name	Wire Part Number	Wire CSA	Wire Spec	Wire Material description	Wire Color Description	Wire Length	End2 Terminal Part Number	End2 Pin Name	End2 Connect or
A	-	-	GREENL	3510298 R1	0.53	20.0	Thin Wall XLPE Primary Cable	LIGHT GREEN	3145.0	-	13	D1U-1979M
B	-	-	YELLOWL	2643801 R1	0.79	18.0	Std. Wall XLPE Primary Cable	YELLOW 2	2685.0	-	14	D1U-1979M

Connector Name	D1U-349F
Part Number	1661197C1
Instances	LT/RH - X15/A26 - Lane Departure Warning - (Wabco OnLane 2.0 w/ roof speakers):Diagram1
Mates	DEV-SPKR_RIGHT_LDW-WABCO2

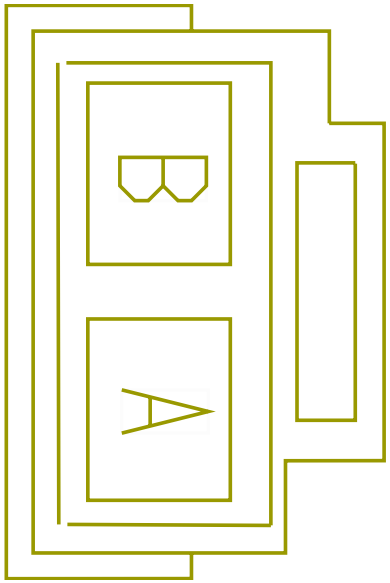

Name	Terminal Part Number	V-Min	Name	Wire Part Number	Wire CSA	Wire Spec	Wire Material description	Wire Color Description	Wire Length	End2 Terminal Part Number	End2 Pin Name	End2 Connect or
A	-	-	GREENR	3510298 R1	0.53	20.0	Thin Wall XLPE Primary Cable	LIGHT GREEN	2864.0	-	15	D1U-1979M
B	-	-	YELLOWR	2643801 R1	0.79	18.0	Std. Wall XLPE Primary Cable	YELLOW 2	2404.0	-	16	D1U-1979M

Connector Name	D2E-241
Part Number	1661259C1
Instances	LT/RH/LoneStar - X15/A26 - Antenna (Film Antenna Sleeper Cab OTAPM and Radio):Diagram1 LT/RH/LoneStar - X15/A26 - Antenna (Shark Fin Day Cab OTAPM and Radio):Diagram1
Mates	DEV-ANTENNA_FILM-01

Name	Terminal Part Number	V-Min	Name	Wire Part Number	Wire CSA	Wire Spec	Wire Material description	Wire Color Description	Wire Length	End2 Terminal Part Number	End2 Pin Name	End2 Connect or
A	-	-	D86AK	3510341 R1	0.79	18.0	Thin Wall XLPE Primary Cable	LIGHT BLUE	2715.0	-	D	250F
B	-	-	D86GA	3510353 R1	0.79	18.0	Thin Wall XLPE Primary Cable	DARK BLUE	2815.0	-	X	-

Connector Name	D2E_240
Part Number	3709924C1
Instances	LT/RH/LoneStar - X15/A26 - Navistar Telematics Module - Wiring:Diagram1
Mates	DEV-ONCOMMAND_LINK_N2-01

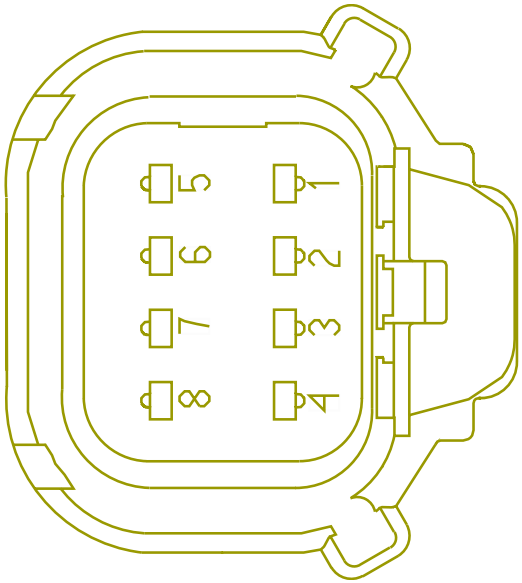

Name	Terminal Part Number	V-Min	Name	Wire Part Number	Wire CSA	Wire Spec	Wire Material description	Wire Color Description	Wire Length	End2 Terminal Part Number	End2 Pin Name	End2 Connect or
1	-	-	D180G	3510353 R1	0.79	18.0	Thin Wall XLPE Primary Cable	DARK BLUE	2083.0	-	X	-
2	-	-	-	-	-	-	-	-	-	-	-	-
5	-	-	D14KBB	3510365 R1	0.79	18.0	Thin Wall XLPE Primary Cable	RED	3847.0	-	C	250F
6	-	-	-	-	-	-	-	-	-	-	-	-

Connector Name	D2M_16A
Part Number	3540612C1
Instances	LT/RH - X15/A26 - Lane Departure Warning - (Wabco OnLane 2.0 w/ tweeter):Diagram1 LT/RH - X15/A26 - Lane Keep Assist:Diagram1
Mates	A02_16B

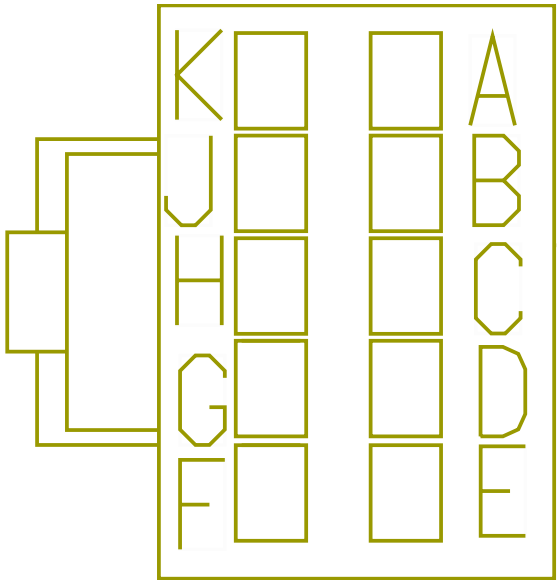

Name	Terminal Part Number	V-Min	Name	Wire Part Number	Wire CSA	Wire Spec	Wire Material description	Wire Color Description	Wire Length	End2 Terminal Part Number	End2 Pin Name	End2 Connector
C	-	-	BG13COG	3510324 R1	1.16	16.0	Thin Wall XLPE Primary Cable	PINK	1974.0	-	PIN1	-
D	-	-	BG11COG	3510360 R1	1.16	16.0	Thin Wall XLPE Primary Cable	WHITE	2034.0	-	PIN1	-
E	-	-	AMYELLOWL	3510334 R1	0.53	20.0	Thin Wall XLPE Primary Cable	YELLOW 2	2567.0	-	14	D2M_1979M

Connector Name	D2M_1979M
Part Number	6137618C92
Instances	LT/RH - X15/A26 - Lane Departure Warning - (Wabco OnLane 2.0 w/ tweeter):Diagram1 LT/RH - X15/A26 - Lane Keep Assist:Diagram1
Mates	DEV-LDW_MODULE_CAMERA-01

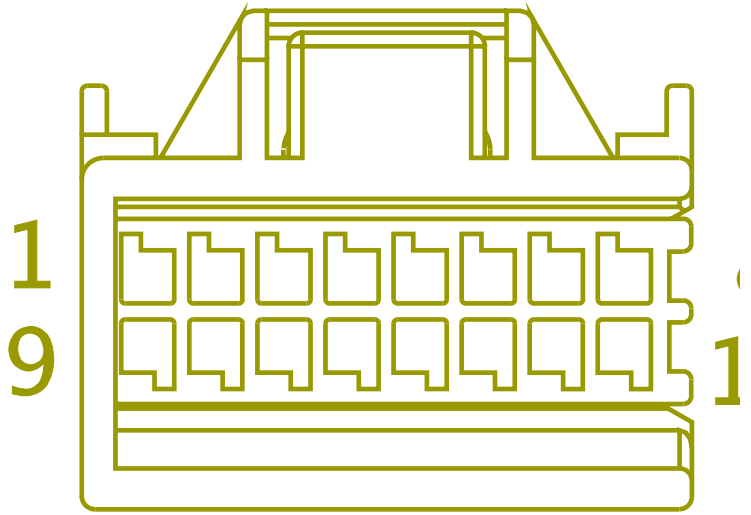

Name	Terminal Part Number	V-Min	Name	Wire Part Number	Wire CSA	Wire Spec	Wire Material description	Wire Color Description	Wire Length	End2 Terminal Part Number	End2 Pin Name	End2 Connector
2	-	-	BG11COG1	3510358 R1	0.53	20.0	Thin Wall XLPE Primary Cable	WHITE	533.0	-	PIN1	-
3	-	-	BG13COG1	3510322 R1	0.53	20.0	Thin Wall XLPE Primary Cable	PINK	593.0	-	PIN1	-
4	-	-	-	-	-	-	-	-	-	-	-	-
5	-	-	-	-	-	-	-	-	-	-	-	-
13	-	-	AMGREENL	3510360 R1	1.16	16.0	Thin Wall XLPE Primary Cable	WHITE	2547.0	-	7	2000F
14	-	-	AMYELLOWL	3510334 R1	0.53	20.0	Thin Wall XLPE Primary Cable	YELLOW 2	2567.0	-	E	D2M_16A

Name	Terminal Part Number	V-Min	Name	Wire Part Number	Wire CSA	Wire Spec	Wire Material description	Wire Color Description	Wire Length	End2 Terminal Part Number	End2 Pin Name	End2 Connect or
15	-	-	AMGREENR	3510298 R1	0.53	20.0	Thin Wall XLPE Primary Cable	LIGHT GREEN	2547.0	-	8	2000F
16	-	-	AMYELLOWR	3510334 R1	0.53	20.0	Thin Wall XLPE Primary Cable	YELLOW 2	2547.0	-	6	2000F

Connector Name	D25-1979
Part Number	3710061C1
Instances	LT/RH - X15/A26 - Lane Departure Warning - (Wabco OnLane):Diagram1
Mates	MODU-ECU_Lane_Departure_Wa bco-3020-01-01A

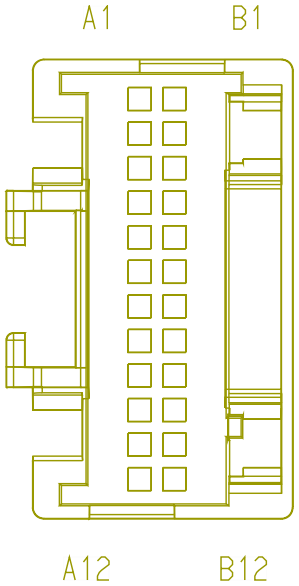

Name	Terminal Part Number	V-Min	Name	Wire Part Number	Wire CSA	Wire Spec	Wire Material description	Wire Color Description	Wire Length	End2 Terminal Part Number	End2 Pin Name	End2 Connector
A1	-	-	GREENL	3510298 R1	0.53	20.0	Thin Wall XLPE Primary Cable	LIGHT GREEN	3145.0	-	A	D25-348F
A2	-	-	GREENR	3510298 R1	0.53	20.0	Thin Wall XLPE Primary Cable	LIGHT GREEN	2864.0	-	A	D25-349F
A7	-	-	67NA	3510330 R1	1.16	16.0	Thin Wall XLPE Primary Cable	TAN	2163.0	-	B	1978
A9	-	-	13COG	3510324 R1	1.16	16.0	Thin Wall XLPE Primary Cable	PINK	1735.0	-	C	1978
A12	-	-	-	-	-	-	-	-	-	-	-	-

Name	Terminal Part Number	V-Min	Name	Wire Part Number	Wire CSA	Wire Spec	Wire Material description	Wire Color Description	Wire Length	End2 Terminal Part Number	End2 Pin Name	End2 Connect or
B1	-	-	YELLOWL	2643801 R1	0.79	18.0	Std. Wall XLPE Primary Cable	YELLOW 2	2685.0	-	B	D25-348F
B2	-	-	YELLOWR	2643801 R1	0.79	18.0	Std. Wall XLPE Primary Cable	YELLOW 2	2404.0	-	B	D25-349F
B7	-	-	67EN	3510330 R1	1.16	16.0	Thin Wall XLPE Primary Cable	TAN	2163.0	-	A	1978
B8	-	-	67COG	3510310 R1	0.53	20.0	Thin Wall XLPE Primary Cable	GREY	2433.0	-	G	1978
B9	-	-	11COG	3510359 R1	0.79	18.0	Thin Wall XLPE Primary Cable	WHITE	2283.0	-	D	1978
B12	-	-	-	-	-	-	-	-	-	-	-	-

Connector Name	D25-348F
Part Number	1661197C1
Instances	LT/RH - X15/A26 - Lane Departure Warning - (Wabco OnLane):Diagram1
Mates	DEV-SPKR_LEFT_LANE_DEPARTU RE-3020-01-01A

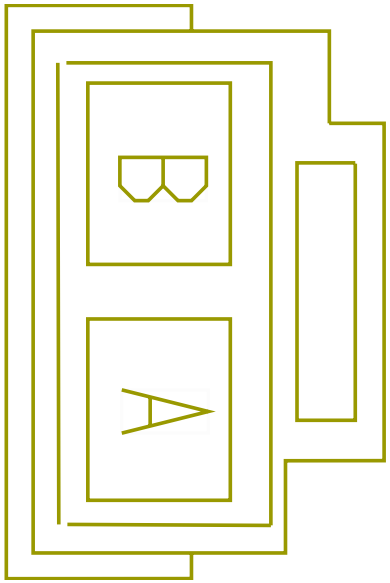

Name	Terminal Part Number	V-Min	Name	Wire Part Number	Wire CSA	Wire Spec	Wire Material description	Wire Color Description	Wire Length	End2 Terminal Part Number	End2 Pin Name	End2 Connect or
A	-	-	GREENL	3510298 R1	0.53	20.0	Thin Wall XLPE Primary Cable	LIGHT GREEN	3145.0	-	A1	D25-1979
B	-	-	YELLOWL	2643801 R1	0.79	18.0	Std. Wall XLPE Primary Cable	YELLOW 2	2685.0	-	B1	D25-1979

Connector Name	D25-349F
Part Number	1661197C1
Instances	LT/RH - X15/A26 - Lane Departure Warning - (Wabco OnLane):Diagram1
Mates	DEV-SPKR_RIGHT_LANE_DEPART URE-3020-01-01A

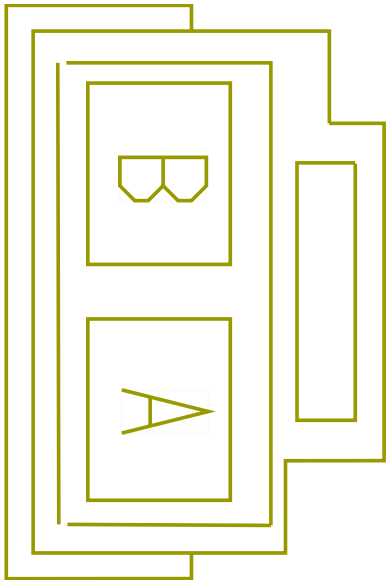

Name	Terminal Part Number	V-Min	Name	Wire Part Number	Wire CSA	Wire Spec	Wire Material description	Wire Color Description	Wire Length	End2 Terminal Part Number	End2 Pin Name	End2 Connect or
A	-	-	GREENR	3510298 R1	0.53	20.0	Thin Wall XLPE Primary Cable	LIGHT GREEN	2864.0	-	A2	D25-1979
B	-	-	YELLOWR	2643801 R1	0.79	18.0	Std. Wall XLPE Primary Cable	YELLOW 2	2404.0	-	B2	D25-1979

Connector Name	D48-166M
Part Number	1661889C1
Instances	LoneStar - X15 - Adaptive Cruise Control (Bendix - Fusion W/O DIU & W/ Safety Direct & Reg Speakers) Option 1:Diagram1 LoneStar - X15 - Lane Departure Warning - (Bendix Fusion W/ Safety Direct))(US & Canada):Diagram1 LT/RH - X15/A26 - Adaptive Cruise Control (Bendix - Fusion W/ O DIU & W/ Safety Direct & Reg Speakers):Diagram1 LT/RH - X15/A26 - Lane Departure Warning - (Bendix Fusion W/ Safety Direct))(US & Canada):Diagram1
Mates	CONN-BENDIX_FUSION_RS232-3 020-02-01A



Name	Terminal Part Number	V-Min	Name	Wire Part Number	Wire CSA	Wire Spec	Wire Material description	Wire Color Description	Wire Length	End2 Terminal Part Number	End2 Pin Name	End2 Connector
A	-	-	11COG1	3510359 R1	0.79	18.0	Thin Wall XLPE Primary Cable	WHITE	2363.0	-	X	-
B	-	-	232-TX	3510334 R1	0.53	20.0	Thin Wall XLPE Primary Cable	YELLOW 2	2513.0	-	3	D48-1979
C	-	-	232-RX	3510298 R1	0.53	20.0	Thin Wall XLPE Primary Cable	LIGHT GREEN	2513.0	-	4	D48-1979

Connector Name D48-1979A

Part Number 4061584C1

Instances LoneStar - X15 - Adaptive Cruise Control (Bendix - Fusion W/O DIU & W/ Safety Direct & Reg Speakers) Option 1:Diagram1
LoneStar - X15 - Adaptive Cruise Control (Bendix - Fusion W/O DIU & W/ Safety Direct & Reg Speakers) Option 2:Diagram1
LoneStar - X15 - Lane Departure Warning - (Bendix Fusion W/ Safety Direct))(US & Canada):Diagram1
LoneStar - X15 - Lane Departure Warning - (Bendix Fusion W/ Safety Direct))(US & Canada)-:Diagram1
LT/RH - X15/A26 - Adaptive Cruise Control (Bendix - Fusion W/ O DIU & N/ Safety Direct & Reg Speakers):Diagram1
LT/RH - X15/A26 - Adaptive Cruise Control (Bendix - Fusion W/ O DIU & W/ Safety Direct & Reg Speakers):Diagram1
LT/RH - X15/A26 - Lane Departure Warning - (Bendix Fusion W/ Safety Direct))(US & Canada):Diagram1
LT/RH - X15/A26 - Lane Departure Warning - Bendix:Diagram1

Mates DEV-BENDIX_FUSION_FLC_20-3 020-02-01A



Name	Terminal Part Number	V-Min	Name	Wire Part Number	Wire CSA	Wire Spec	Wire Material description	Wire Color Description	Wire Length	End2 Terminal Part Number	End2 Pin Name	End2 Connect or
1	-	-	14CSB2	3510364 R1	0.53	20.0	Thin Wall XLPE Primary Cable	RED	585.0	-	X	-
3	-	-	-	-	-	-	-	-	-	-	-	-
4	-	-	-	-	-	-	-	-	-	-	-	-
6	-	-	-	-	-	-	-	-	-	-	-	-
7	-	-	-	-	-	-	-	-	-	-	-	-
8	-	-	11COG2	3510358 R1	0.53	20.0	Thin Wall XLPE Primary Cable	WHITE	707.0	-	X	-
9	-	-	13COG2	3510322 R1	0.53	20.0	Thin Wall XLPE Primary Cable	PINK	555.0	-	X	-

Connector Name	D48-1979
Part Number	3831401C1
Instances	LoneStar - X15 - Adaptive Cruise Control (Bendix - Fusion W/O DIU & W/ Safety Direct & Reg Speakers) Option 1:Diagram1 LoneStar - X15 - Adaptive Cruise Control (Bendix - Fusion W/O DIU & W/ Safety Direct & Reg Speakers) Option 2:Diagram1 LoneStar - X15 - Lane Departure Warning - (Bendix Fusion W/ Safety Direct))(US & Canada):Diagram1 LoneStar - X15 - Lane Departure Warning - (Bendix Fusion W/ Safety Direct))(US & Canada)-:Diagram1 LT/RH - X15/A26 - Adaptive Cruise Control (Bendix - Fusion W/ O DIU & N/ Safety Direct & Reg Speakers):Diagram1 LT/RH - X15/A26 - Adaptive Cruise Control (Bendix - Fusion W/ O DIU & W/ Safety Direct & Reg Speakers):Diagram1 LT/RH - X15/A26 - Lane Departure Warning - (Bendix Fusion W/ Safety Direct))(US & Canada):Diagram1 LT/RH - X15/A26 - Lane Departure Warning - Bendix:Diagram1
Mates	MODU-BENDIX_FUSION_SAFETY_ DIRECT-3020-02-01A



Name	Terminal Part Number	V-Min	Name	Wire Part Number	Wire CSA	Wire Spec	Wire Material description	Wire Color Description	Wire Length	End2 Terminal Part Number	End2 Pin Name	End2 Connect or
1	-	-	14CSB3	3510364 R1	0.53	20.0	Thin Wall XLPE Primary Cable	RED	728.0	-	X	-
2	-	-	YELLOW	3510334 R1	0.53	20.0	Thin Wall XLPE Primary Cable	YELLOW 2	460.0	-	X	-
3	-	-	232-TX	3510334 R1	0.53	20.0	Thin Wall XLPE Primary Cable	YELLOW 2	2513.0	-	B	D48-166M
4	-	-	232-RX	3510298 R1	0.53	20.0	Thin Wall XLPE Primary Cable	LIGHT GREEN	2513.0	-	C	D48-166M
5	-	-	-	-	-	-	-	-	-	-	-	-

Name	Terminal Part Number	V-Min	Name	Wire Part Number	Wire CSA	Wire Spec	Wire Material description	Wire Color Description	Wire Length	End2 Terminal Part Number	End2 Pin Name	End2 Connector
6	-	-	-	-	-	-	-	-	-	-	-	-
7	-	-	67COG	3510310 R1	0.53	20.0	Thin Wall XLPE Primary Cable	GREY	2433.0	-	G	1978
9	-	-	13COG3	3510322 R1	0.53	20.0	Thin Wall XLPE Primary Cable	PINK	698.0	-	X	-
10	-	-	GREENL	3510298 R1	0.53	20.0	Thin Wall XLPE Primary Cable	LIGHT GREEN	3145.0	-	A	D48-346F
11	-	-	GREENR	3510298 R1	0.53	20.0	Thin Wall XLPE Primary Cable	LIGHT GREEN	2864.0	-	A	D48-347F
12	-	-	-	-	-	-	-	-	-	-	-	-
13	-	-	-	-	-	-	-	-	-	-	-	-
16	-	-	11COG3	3510358 R1	0.53	20.0	Thin Wall XLPE Primary Cable	WHITE	150.0	-	X	-

Connector Name	D48-2310
Part Number	BLUNT_SL_VC
Instances	LT/RH/LoneStar - X15/A26 - CB Radio Power Only:Diagram1
Mates	BLNT-CB+VE-2033-01-01A

Name	Terminal Part Number	V-Min	Name	Wire Part Number	Wire CSA	Wire Spec	Wire Material description	Wire Color Description	Wire Length	End2 Terminal Part Number	End2 Pin Name	End2 Connect or
A	-	-	D86M	2643678 R1	1.16	16.0	Std. Wall XLPE Primary Cable	LIGHT GREEN	160.0	-	A	2303F

Connector Name	D48-2311
Part Number	BLUNT_SL_VC
Instances	LT/RH/LoneStar - X15/A26 - CB Radio Power Only:Diagram1
Mates	BLNT-CB-VE-2033-01-01A

Name	Terminal Part Number	V-Min	Name	Wire Part Number	Wire CSA	Wire Spec	Wire Material description	Wire Color Description	Wire Length	End2 Terminal Part Number	End2 Pin Name	End2 Connect or
A	-	-	D86-GG	2643681 R1	1.16	16.0	Std. Wall XLPE Primary Cable	WHITE	160.0	-	B	2303F

Connector Name	D48-346F
Part Number	1661197C1
Instances	LoneStar - X15 - Adaptive Cruise Control (Bendix - Fusion W/O DIU & W/ Safety Direct & Reg Speakers) Option 1:Diagram1 LoneStar - X15 - Adaptive Cruise Control (Bendix - Fusion W/O DIU & W/ Safety Direct & Reg Speakers) Option 2:Diagram1 LoneStar - X15 - Lane Departure Warning - (Bendix Fusion W/ Safety Direct))(US & Canada):Diagram1 LoneStar - X15 - Lane Departure Warning - (Bendix Fusion W/ Safety Direct))(US & Canada)-:Diagram1 LT/RH - X15/A26 - Adaptive Cruise Control (Bendix - Fusion W/ O DIU & N/ Safety Direct & Reg Speakers):Diagram1 LT/RH - X15/A26 - Adaptive Cruise Control (Bendix - Fusion W/ O DIU & W/ Safety Direct & Reg Speakers):Diagram1 LT/RH - X15/A26 - Lane Departure Warning - (Bendix Fusion W/ Safety Direct))(US & Canada):Diagram1 LT/RH - X15/A26 - Lane Departure Warning - Bendix:Diagram1
Mates	SPKR-LEFT_BENDIX_FUSION-30 20-02-01A

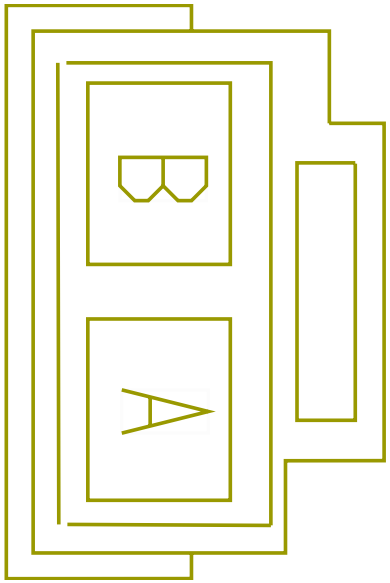

Name	Terminal Part Number	V-Min	Name	Wire Part Number	Wire CSA	Wire Spec	Wire Material description	Wire Color Description	Wire Length	End2 Terminal Part Number	End2 Pin Name	End2 Connect or
A	-	-	GREENL	3510298 R1	0.53	20.0	Thin Wall XLPE Primary Cable	LIGHT GREEN	3145.0	-	10	D48-1979
B	-	-	YELLOWL	2643801 R1	0.79	18.0	Std. Wall XLPE Primary Cable	YELLOW 2	2685.0	-	X	-

Connector Name	D48-347F
Part Number	1661197C1
Instances	LoneStar - X15 - Adaptive Cruise Control (Bendix - Fusion W/O DIU & W/ Safety Direct & Reg Speakers) Option 1:Diagram1 LoneStar - X15 - Adaptive Cruise Control (Bendix - Fusion W/O DIU & W/ Safety Direct & Reg Speakers) Option 2:Diagram1 LoneStar - X15 - Lane Departure Warning - (Bendix Fusion W/ Safety Direct))(US & Canada):Diagram1 LoneStar - X15 - Lane Departure Warning - (Bendix Fusion W/ Safety Direct))(US & Canada)-:Diagram1 LT/RH - X15/A26 - Adaptive Cruise Control (Bendix - Fusion W/ O DIU & N/ Safety Direct & Reg Speakers):Diagram1 LT/RH - X15/A26 - Adaptive Cruise Control (Bendix - Fusion W/ O DIU & W/ Safety Direct & Reg Speakers):Diagram1 LT/RH - X15/A26 - Lane Departure Warning - (Bendix Fusion W/ Safety Direct))(US & Canada):Diagram1 LT/RH - X15/A26 - Lane Departure Warning - Bendix:Diagram1
Mates	SPKR-RIGHT_BENDIX_FUSION-3 020-02-01A

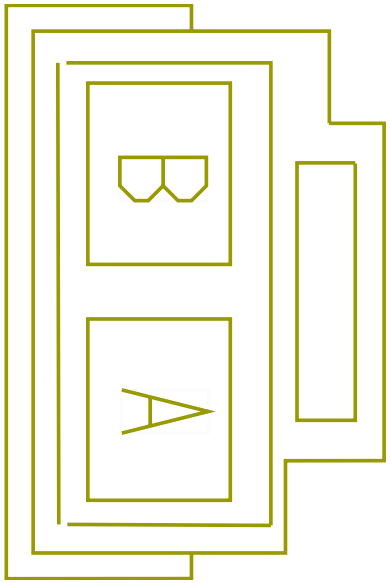

Name	Terminal Part Number	V-Min	Name	Wire Part Number	Wire CSA	Wire Spec	Wire Material description	Wire Color Description	Wire Length	End2 Terminal Part Number	End2 Pin Name	End2 Connect or
A	-	-	GREENR	3510298 R1	0.53	20.0	Thin Wall XLPE Primary Cable	LIGHT GREEN	2864.0	-	11	D48-1979
B	-	-	YELLOWR	2643801 R1	0.79	18.0	Std. Wall XLPE Primary Cable	YELLOW 2	2404.0	-	X	-

Connector Name	D51-166M
Part Number	1661889C1
Instances	LT/RH - X15/A26 - Land Departure Warning - (Bendix - AutoVue W/ Qualcomm Safety Direct):Diagram1
Mates	CONN-BENDIX_AutoVue_RS232- 3020-01-02A



Name	Terminal Part Number	V-Min	Name	Wire Part Number	Wire CSA	Wire Spec	Wire Material description	Wire Color Description	Wire Length	End2 Terminal Part Number	End2 Pin Name	End2 Connector
A	-	-	11COG1	3510359 R1	0.79	18.0	Thin Wall XLPE Primary Cable	WHITE	2363.0	-	X	-
B	-	-	232-TX	3510334 R1	0.53	20.0	Thin Wall XLPE Primary Cable	YELLOW 2	2513.0	-	A10	D51-1979
C	-	-	232-RX	3510298 R1	0.53	20.0	Thin Wall XLPE Primary Cable	LIGHT GREEN	2513.0	-	B11	D51-1979

Connector Name	D51-1979
Part Number	3710061C1
Instances	LT/RH - X15/A26 - Land Departure Warning - (Bendix - AutoVue W/ Qualcomm Safety Direct):Diagram1 LT/RH - X15/A26 - Lane Departure Warning - (Bendix - AutoVue N/ Qualcomm Safety Direct):Diagram1
Mates	MODU-ECU_Lane_Departure_Be ndix_AutoVue-3020-01-02A

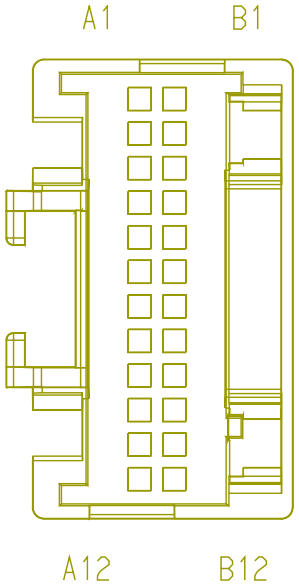

Name	Terminal Part Number	V-Min	Name	Wire Part Number	Wire CSA	Wire Spec	Wire Material description	Wire Color Description	Wire Length	End2 Terminal Part Number	End2 Pin Name	End2 Connector
A1	-	-	GREENL	3510298 R1	0.53	20.0	Thin Wall XLPE Primary Cable	LIGHT GREEN	3145.0	-	A	D51-348F
A2	-	-	GREENR	3510298 R1	0.53	20.0	Thin Wall XLPE Primary Cable	LIGHT GREEN	2864.0	-	A	D51-349F
A4	-	-	56A2	3510318 R1	1.16	16.0	Thin Wall XLPE Primary Cable	ORANGE	2483.0	-	E	1978
A7	-	-	67NA	3510330 R1	1.16	16.0	Thin Wall XLPE Primary Cable	TAN	2163.0	-	B	1978

Name	Terminal Part Number	V-Min	Name	Wire Part Number	Wire CSA	Wire Spec	Wire Material description	Wire Color Description	Wire Length	End2 Terminal Part Number	End2 Pin Name	End2 Connector
A9	-	-	13COG	3510324 R1	1.16	16.0	Thin Wall XLPE Primary Cable	PINK	1735.0	-	C	1978
A10	-	-	232-TX	3510334 R1	0.53	20.0	Thin Wall XLPE Primary Cable	YELLOW 2	2513.0	-	B	D51-166M
A11	-	-	14CSB	3510366 R1	1.16	16.0	Thin Wall XLPE Primary Cable	RED	1705.0	-	H	1978
A12	-	-	-	-	-	-	-	-	-	-	-	-
B1	-	-	YELLOWL	2643801 R1	0.79	18.0	Std. Wall XLPE Primary Cable	YELLOW 2	2685.0	-	B	D51-348F
B2	-	-	YELLOWR	2643801 R1	0.79	18.0	Std. Wall XLPE Primary Cable	YELLOW 2	2404.0	-	B	D51-349F
B4	-	-	57A4	3510318 R1	1.16	16.0	Thin Wall XLPE Primary Cable	ORANGE	2483.0	-	F	1978
B7	-	-	67EN	3510330 R1	1.16	16.0	Thin Wall XLPE Primary Cable	TAN	2163.0	-	A	1978
B8	-	-	67COG	3510310 R1	0.53	20.0	Thin Wall XLPE Primary Cable	GREY	2433.0	-	G	1978

Name	Terminal Part Number	V-Min	Name	Wire Part Number	Wire CSA	Wire Spec	Wire Material description	Wire Color Description	Wire Length	End2 Terminal Part Number	End2 Pin Name	End2 Connect or
B9	-	-	11COG2	3510358 R1	0.53	20.0	Thin Wall XLPE Primary Cable	WHITE	707.0	-	X	-
B11	-	-	232-RX	3510298 R1	0.53	20.0	Thin Wall XLPE Primary Cable	LIGHT GREEN	2513.0	-	C	D51-166M
B12	-	-	-	-	-	-	-	-	-	-	-	-

Connector Name	D51-348F
Part Number	1661197C1
Instances	LT/RH - X15/A26 - Land Departure Warning - (Bendix - AutoVue W/ Qualcomm Safety Direct):Diagram1 LT/RH - X15/A26 - Lane Departure Warning - (Bendix - AutoVue N/ Qualcomm Safety Direct):Diagram1
Mates	DEV-SPKR_LEFT_LANE_DEPARTU RE-3020-01-02A

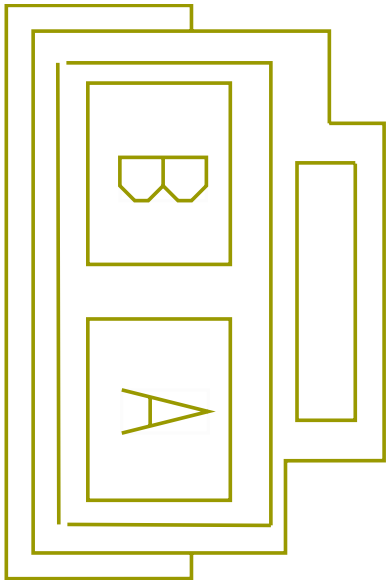

Name	Terminal Part Number	V-Min	Name	Wire Part Number	Wire CSA	Wire Spec	Wire Material description	Wire Color Description	Wire Length	End2 Terminal Part Number	End2 Pin Name	End2 Connect or
A	-	-	GREENL	3510298 R1	0.53	20.0	Thin Wall XLPE Primary Cable	LIGHT GREEN	3145.0	-	A1	D51-1979
B	-	-	YELLOWL	2643801 R1	0.79	18.0	Std. Wall XLPE Primary Cable	YELLOW 2	2685.0	-	B1	D51-1979

Connector Name	D51-349F
Part Number	1661197C1
Instances	LT/RH - X15/A26 - Land Departure Warning - (Bendix - AutoVue W/ Qualcomm Safety Direct):Diagram1 LT/RH - X15/A26 - Lane Departure Warning - (Bendix - AutoVue N/ Qualcomm Safety Direct):Diagram1
Mates	DEV-SPKR_RIGHT_LANE_DEPART URE-3020-01-02A

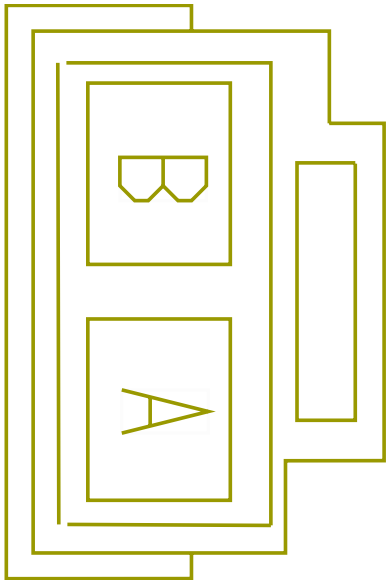

Name	Terminal Part Number	V-Min	Name	Wire Part Number	Wire CSA	Wire Spec	Wire Material description	Wire Color Description	Wire Length	End2 Terminal Part Number	End2 Pin Name	End2 Connect or
A	-	-	GREENR	3510298 R1	0.53	20.0	Thin Wall XLPE Primary Cable	LIGHT GREEN	2864.0	-	A2	D51-1979
B	-	-	YELLOWR	2643801 R1	0.79	18.0	Std. Wall XLPE Primary Cable	YELLOW 2	2404.0	-	B2	D51-1979

Connector Name	D78-745A
Part Number	872291R1
Instances	LT/RH/LoneStar - X15/A26 - Cigar Lighter Aux APO Overhead APO:Diagram1 LT/RH/LoneStar - X15/A26 - Cigar Lighter Aux APO Overhead APO:Diagram2 LT/RH/LoneStar - X15/A26 - Cigar Lighter Aux APO Rear Std APO Rear APO w/Cover 12V Panel Overhead APO:Diagram1 LT/RH/LoneStar - X15/A26 - Cigar Lighter Aux APO Rear Std APO Rear APO w/Cover 12V Panel Overhead APO:Diagram2 LT/RH/LoneStar - X15/A26 - Cigar Lighter Aux APO Rear Std APO Rear APO w/Cover 12V Panel Overhead APO:Diagram3 LT/RH/LoneStar - X15/A26 - Cigar Lighter Aux APO Rear Std APO Rear APO w/Cover 12V Panel Overhead APO:Diagram4 LT/RH/LoneStar - X15/A26 - Cigar Lighter Aux APO Rear Std APO Rear APO w/Cover 12V Panel Upr Bnk APO Rear Overhead APO:Diagram1-Combination1 LT/RH/LoneStar - X15/A26 - Cigar Lighter Aux APO Rear Std APO Rear APO w/Cover 12V Panel Upr Bnk APO Rear Overhead APO:Diagram1-Combination2 LT/RH/LoneStar - X15/A26 - Cigar Lighter Aux APO Rear Std APO Rear APO w/Cover 12V Panel Upr Bnk APO Rear Overhead APO:Diagram1-Combination3 LT/RH/LoneStar - X15/A26 - Cigar Lighter Aux APO Rear Std APO Rear APO w/Cover 12V Panel Upr Bnk APO Rear Overhead APO:Diagram1-Combination4 LT/RH/LoneStar - X15/A26 - Cigar Lighter Overhead APO:Diagram1 LT/RH/LoneStar - X15/A26 - Cigar Lighter Rear Std APO Rear APO W/Cover 12V Panel Overhead APO:Diagram1 LT/RH/LoneStar - X15/A26 - Cigar Lighter Rear Std APO Rear APO W/Cover 12V Panel Overhead APO:Diagram2 LT/RH/LoneStar - X15/A26 - Cigar Lighter Rear Std APO Rear APO w/Cover 12V Panel Upr Bnk APO Rear Overhead APO:Diagram1 LT/RH/LoneStar - X15/A26 - Cigar Lighter Rear Std APO Rear APO w/Cover 12V Panel Upr Bnk APO Rear Overhead APO:Diagram2 LT/RH/LoneStar - X15/A26 - Standard APO Aux APO Overhead APO:Diagram1 LT/RH/LoneStar - X15/A26 - Standard APO Aux APO Overhead APO:Diagram2

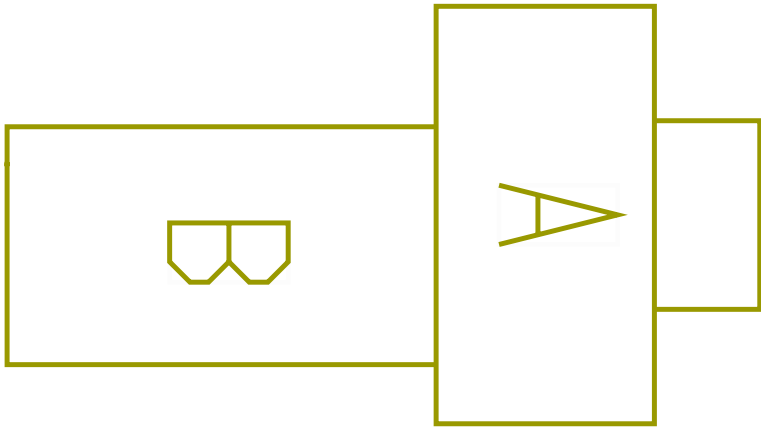

LT/RH/LoneStar - X15/A26 - Standard APO Overhead APO:Diagram1
LT/RH/LoneStar - X15/A26 - Std APO Aux APO Rear Std APO Rear APO W/Cover 12V Panel Overhead APO:Diagram1
LT/RH/LoneStar - X15/A26 - Std APO Aux APO Rear Std APO Rear APO W/Cover 12V Panel Overhead APO:Diagram2
LT/RH/LoneStar - X15/A26 - Std APO Aux APO Rear Std APO Rear APO W/Cover 12V Panel Overhead APO:Diagram3
LT/RH/LoneStar - X15/A26 - Std APO Aux APO Rear Std APO Rear APO W/Cover 12V Panel Overhead APO:Diagram4
LT/RH/LoneStar - X15/A26 - Std APO Aux APO Rear Std APO Rear APO w/Cover 12V Panel Upr Bnk APO Rear Overhead APO:Diagram1
LT/RH/LoneStar - X15/A26 - Std APO Aux APO Rear Std APO Rear APO w/Cover 12V Panel Upr Bnk APO Rear Overhead APO:Diagram2
LT/RH/LoneStar - X15/A26 - Std APO Aux APO Rear Std APO Rear APO w/Cover 12V Panel Upr Bnk APO Rear Overhead APO:Diagram3
LT/RH/LoneStar - X15/A26 - Std APO Aux APO Rear Std APO Rear APO w/Cover 12V Panel Upr Bnk APO Rear Overhead APO:Diagram4
LT/RH/LoneStar - X15/A26 - Std APO Rear Std APO Rear APO W/Cover 12V Panel Rear Overhead APO:Diagram1
LT/RH/LoneStar - X15/A26 - Std APO Rear Std APO Rear APO W/Cover 12V Panel Rear Overhead APO:Diagram2
LT/RH/LoneStar - X15/A26 - Std APO Rear Std APO Rear APO w/Cover 12V Panel Upr Bnk APO Rear Overhead APO:Diagram1
LT/RH/LoneStar - X15/A26 - Std APO Rear Std APO Rear APO w/Cover 12V Panel Upr Bnk APO Rear Overhead APO:Diagram2

Mates DEV-APO-2002-01-13A

Name	Terminal Part Number	V-Min	Name	Wire Part Number	Wire CSA	Wire Spec	Wire Material description	Wire Color Description	Wire Length	End2 Terminal Part Number	End2 Pin Name	End2 Connect or
A	-	-	4A	2643687 R1	1.91	14.0	Std. Wall XLPE Primary Cable	LIGHT GREEN	130.0	-	X	-

Name	Terminal Part Number	V-Min	Name	Wire Part Number	Wire CSA	Wire Spec	Wire Material description	Wire Color Description	Wire Length	End2 Terminal Part Number	End2 Pin Name	End2 Connect or
B	-	-	4G	2643689 R1	1.91	14.0	Std. Wall XLPE Primary Cable	WHITE	90.0	-	X	-

Connector Name	D81-2102F
Part Number	1669972C1
Instances	LT/RH/LoneStar - X15/A26 - Interior Task Lights (Map Light-Separate map light from cab dome) - Sleeper Cab:Diagram1
Mates	DEV-DS_MAP_LIGHT-01



Name	Terminal Part Number	V-Min	Name	Wire Part Number	Wire CSA	Wire Spec	Wire Material description	Wire Color Description	Wire Length	End2 Terminal Part Number	End2 Pin Name	End2 Connect or
A	-	-	D63M	2643720 R1	0.79	18.0	Std. Wall XLPE Primary Cable	DARK BLUE	400.0	-	A	2102M
B	-	-	D63-GE	2643674 R1	0.79	18.0	Std. Wall XLPE Primary Cable	WHITE	400.0	-	B	2102M

Connector Name	D82-2102F
Part Number	1669972C1
Instances	LT/RH/LoneStar - X15/A26 - Interior Task Lights (Map Light-Separate map light from cab dome) - Sleeper Cab:Diagram1
Mates	DEV-PS_MAP_LIGHT-01



Name	Terminal Part Number	V-Min	Name	Wire Part Number	Wire CSA	Wire Spec	Wire Material description	Wire Color Description	Wire Length	End2 Terminal Part Number	End2 Pin Name	End2 Connect or
A	-	-	D63M	2643720 R1	0.79	18.0	Std. Wall XLPE Primary Cable	DARK BLUE	400.0	-	-	-
B	-	-	D63-GE	2643674 R1	0.79	18.0	Std. Wall XLPE Primary Cable	WHITE	400.0	-	-	-

Connector Name	D99-2100M
Part Number	1661889C1
Instances	LT/RH/LoneStar - X15/A26 - Cab Dome Light (Day Cab):Diagram1 LT/RH/LoneStar - X15/A26 - Interior Task Lights (Map) (Cab Dome / Map Combo) - DayCab:Diagram1
Mates	DEV-FRONT_CAB_DOME_DAY-01



Name	Terminal Part Number	V-Min	Name	Wire Part Number	Wire CSA	Wire Spec	Wire Material description	Wire Color Description	Wire Length	End2 Terminal Part Number	End2 Pin Name	End2 Connect or
A	-	-	C63E	2643720 R1	0.79	18.0	Std. Wall XLPE Primary Cable	DARK BLUE	1150.0	-	D	2500M
B	-	-	C63-GE	2643674 R1	0.79	18.0	Std. Wall XLPE Primary Cable	WHITE	980.0	-	X	-
C	-	-	C63D	2643720 R1	0.79	18.0	Std. Wall XLPE Primary Cable	DARK BLUE	1150.0	-	C	2500M

Connector Name E05-3000

Part Number 3538634C1

Instances LT/RH - A26 - Ambient Temperature (Mirror Sensor):Diagram1
LT/RH - X15/A26 - Mirrors (Heat) [Switch Pack Actuated Relay Driven]:Diagram1
LT/RH/LoneStar - X15/A26 - Heated Mirrors (Door Pod Actuated Cab and Hood Mounted):Diagram1
LT/RH/LoneStar - X15/A26 - Heated Mirrors (Door Pod Actuated Cab Mounted):Diagram1
LT/RH/LoneStar - X15/A26 - Mirror Lighting (Turns with Door Pods):Diagram1
LT/RH/LoneStar - X15/A26 - Mirror Lighting (Turns without Door Pods):Diagram1
LT/RH/LoneStar - X15/A26 - Mirrors (Power) [Door Pod Actuated]:Diagram1
LT/RH/LoneStar X15 - Ambient Air Temperature Option 1:Diagram1
LT/RH/LoneStar X15 - Ambient Air Temperature Option 2:Diagram1

Mates MODU-DS-MIRROR-1019-01-01A

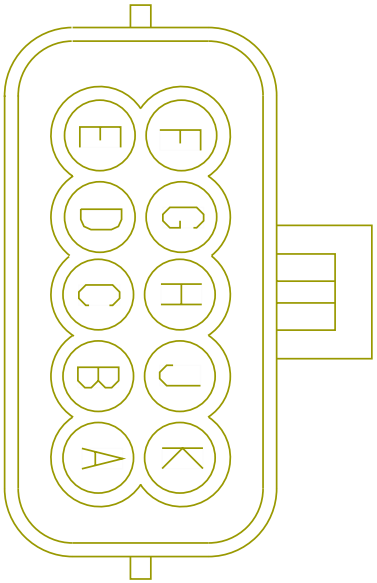

Name	Terminal Part Number	V-Min	Name	Wire Part Number	Wire CSA	Wire Spec	Wire Material description	Wire Color Description	Wire Length	End2 Terminal Part Number	End2 Pin Name	End2 Connector
A	-	-	E05-EB78G	2643671 R1	0.79	18.0	Std. Wall XLPE Primary Cable	LIGHT GREEN	1130.0	-	5	E05-3203M
B	-	-	E05-EB78C	2643671 R1	0.79	18.0	Std. Wall XLPE Primary Cable	LIGHT GREEN	1130.0	-	4	E05-3203M
C	-	-	ET41D	-	0.0	18.0	-	TAN	0.0	-	E	3200F
C	-	-	E05-ET41D	3510329 R1	0.79	18.0	Thin Wall XLPE Primary Cable	TAN	1025.0	-	E	3200F
D	-	-	ET41E	-	0.0	18.0	-	TAN	0.0	-	F	3200F

Name	Terminal Part Number	V-Min	Name	Wire Part Number	Wire CSA	Wire Spec	Wire Material description	Wire Color Description	Wire Length	End2 Terminal Part Number	End2 Pin Name	End2 Connector
D	-	-	E05-ET41E	3510329 R1	0.79	18.0	Thin Wall XLPE Primary Cable	TAN	1025.0	-	F	3200F
E	-	-	E05-EL56D	2643675 R1	0.79	18.0	Std. Wall XLPE Primary Cable	ORANGE	980.0	-	A	3000M
F	-	-	E05-EB78H	3510334 R1	0.53	20.0	Thin Wall XLPE Primary Cable	YELLOW 2	1130.0	-	6	E05-3203M
G	-	-	E05-EA78AA	3510300 R1	1.16	16.0	Thin Wall XLPE Primary Cable	LIGHT GREEN	1130.0	-	1	E05-3203M
G	-	-	E05-EH78A	2643671 R1	0.79	18.0	Std. Wall XLPE Primary Cable	LIGHT GREEN	980.0	-	B	3000M
H	-	-	E05-EH78-GE	3510360 R1	1.16	16.0	Thin Wall XLPE Primary Cable	WHITE	1025.0	-	D	3200F
H	-	-	E05-EA78-GF	3510360 R1	1.16	16.0	Thin Wall XLPE Primary Cable	WHITE	1130.0	-	8	E05-3203M

Connector Name	E05-3003M
Part Number	1671610C1
Instances	LT/RH/LoneStar - X15/A26 - Power Door Locks:Diagram1
Mates	MOT-DS_LOCK-2016-01-01A

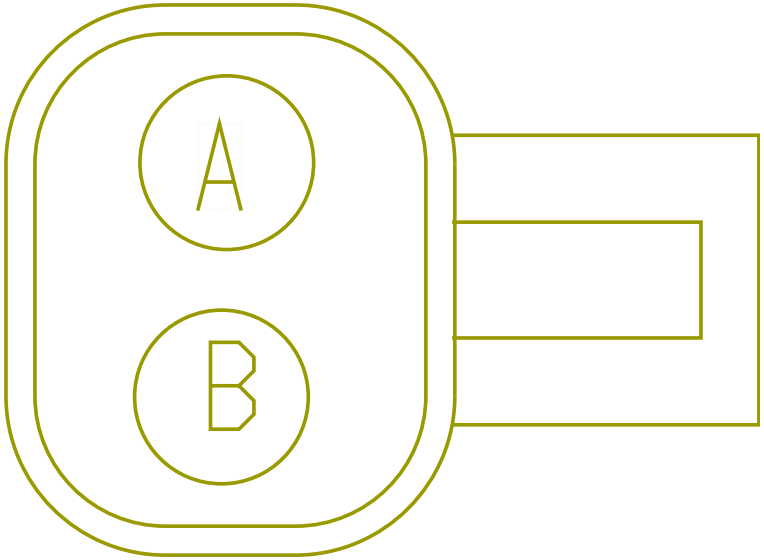

Name	Terminal Part Number	V-Min	Name	Wire Part Number	Wire CSA	Wire Spec	Wire Material description	Wire Color Description	Wire Length	End2 Terminal Part Number	End2 Pin Name	End2 Connect or
A	-	-	E05-EC81LA	3510301R1	1.91	14.0	Thin Wall XLPE Primary Cable	LIGHT GREEN	1760.0	-	3	E05-3201M
B	-	-	E05-EC81LB	3510301R1	1.91	14.0	Thin Wall XLPE Primary Cable	LIGHT GREEN	1760.0	-	4	E05-3201M

Connector Name	E05-3100M
Part Number	3767181C1
Instances	LT/RH/LoneStar - X15/A26 - Power Windows:Diagram1
Mates	MOT-DS_WINDOW-2013-01-01A



Name	Terminal Part Number	V-Min	Name	Wire Part Number	Wire CSA	Wire Spec	Wire Material description	Wire Color Description	Wire Length	End2 Terminal Part Number	End2 Pin Name	End2 Connect or
1	-	-	E05-EC83B	3510301R1	1.91	14.0	Thin Wall XLPE Primary Cable	LIGHT GREEN	1300.0	-	2	E05-3201M
2	-	-	E05-EC83A	3510301R1	1.91	14.0	Thin Wall XLPE Primary Cable	LIGHT GREEN	1300.0	-	1	E05-3201M

Connector Name	E05-3201M
Part Number	3709437C1
Instances	LT/RH/LoneStar - X15/A26 - Power Door Locks:Diagram1 LT/RH/LoneStar - X15/A26 - Power Windows:Diagram1
Mates	MODU-FRONT-DS_DOOR_POD-201 6-02-02A

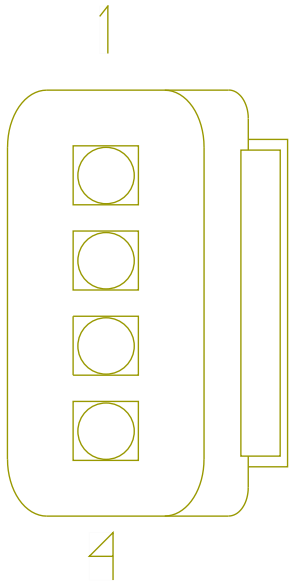

Name	Terminal Part Number	V-Min	Name	Wire Part Number	Wire CSA	Wire Spec	Wire Material description	Wire Color Description	Wire Length	End2 Terminal Part Number	End2 Pin Name	End2 Connector
1	-	-	E05-EC83A	3510301R1	1.91	14.0	Thin Wall XLPE Primary Cable	LIGHT GREEN	1300.0	-	2	E05-3100M
2	-	-	E05-EC83B	3510301R1	1.91	14.0	Thin Wall XLPE Primary Cable	LIGHT GREEN	1300.0	-	1	E05-3100M
3	-	-	E05-EC81LA	3510301R1	1.91	14.0	Thin Wall XLPE Primary Cable	LIGHT GREEN	1760.0	-	A	E05-3003M
4	-	-	E05-EC81LB	3510301R1	1.91	14.0	Thin Wall XLPE Primary Cable	LIGHT GREEN	1760.0	-	B	E05-3003M

Connector Name	E05-3202M
Part Number	3820176C1
Instances	LT/RH/LoneStar - X15/A26 - Power Door Locks:Diagram1
Mates	MODU-FRONT-DS_DOOR_POD-201 6-02-02A

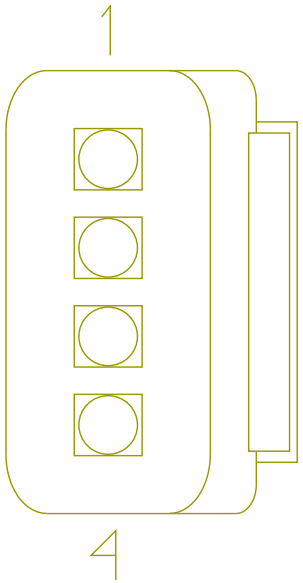

Name	Terminal Part Number	V-Min	Name	Wire Part Number	Wire CSA	Wire Spec	Wire Material description	Wire Color Description	Wire Length	End2 Terminal Part Number	End2 Pin Name	End2 Connect or
1	-	-	E05-EC81B	3510302 R1	3.01	12.0	Thin Wall XLPE Primary Cable	LIGHT GREEN	1245.0	-	C	3200F
2	-	-	-	-	-	-	-	-	-	-	-	-
3	-	-	-	-	-	-	-	-	-	-	-	-
4	-	-	E05-EC81-GA	3510362 R1	3.01	12.0	Thin Wall XLPE Primary Cable	WHITE	1245.0	-	D	3200F

Connector Name	E05-3203M
Part Number	3709924C1
Instances	LT/RH - X15/A26 - Mirrors (Heat) [Switch Pack Actuated Relay Driven]:Diagram1 LT/RH/LoneStar - X15/A26 - Heated Mirrors (Door Pod Actuated Cab and Hood Mounted):Diagram1 LT/RH/LoneStar - X15/A26 - Heated Mirrors (Door Pod Actuated Cab Mounted):Diagram1 LT/RH/LoneStar - X15/A26 - Mirror Lighting (Turns with Door Pods):Diagram1 LT/RH/LoneStar - X15/A26 - Mirrors (Power) [Door Pod Actuated]:Diagram1
Mates	MODU-FRONT-DS_DOOR_POD-201 6-02-02A

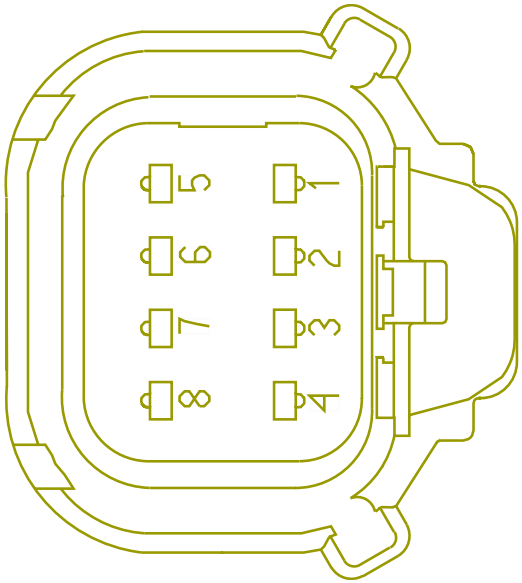

Name	Terminal Part Number	V-Min	Name	Wire Part Number	Wire CSA	Wire Spec	Wire Material description	Wire Color Description	Wire Length	End2 Terminal Part Number	End2 Pin Name	End2 Connector
1	-	-	E05-EA78AA	3510300R1	1.16	16.0	Thin Wall XLPE Primary Cable	LIGHT GREEN	1130.0	-	G	E05-3000
4	-	-	E05-EB78C	2643671R1	0.79	18.0	Std. Wall XLPE Primary Cable	LIGHT GREEN	1130.0	-	B	E05-3000
5	-	-	E05-EB78G	2643671R1	0.79	18.0	Std. Wall XLPE Primary Cable	LIGHT GREEN	1130.0	-	A	E05-3000
6	-	-	E05-EB78H	3510334R1	0.53	20.0	Thin Wall XLPE Primary Cable	YELLOW 2	1130.0	-	F	E05-3000

Name	Terminal Part Number	V-Min	Name	Wire Part Number	Wire CSA	Wire Spec	Wire Material description	Wire Color Description	Wire Length	End2 Terminal Part Number	End2 Pin Name	End2 Connect or
8	-	-	E05-EA78-GF	3510360 R1	1.16	16.0	Thin Wall XLPE Primary Cable	WHITE	1130.0	-	H	E05-3000

Connector Name E05-3300M

Part Number 3535769C1

Instances LT/RH LoneStar - X15/A26 - Speakers:Four Speakers N/BT N/QC:Diagram1-Day Cab
LT/RH LoneStar - X15/A26 - Speakers:Four Speakers N/BT N/QC:Diagram2-Sleeper
LT/RH LoneStar - X15/A26 - Speakers:Four Speakers N/BT W/QC:Diagram1-Day Cab
LT/RH LoneStar - X15/A26 - Speakers:Four Speakers N/BT W/QC:Diagram2-Sleeper
LT/RH LoneStar - X15/A26 - Speakers:Four Speakers W/BT N/QC:Diagram1-Day Cab
LT/RH LoneStar - X15/A26 - Speakers:Four Speakers W/BT N/QC:Diagram2-Sleeper
LT/RH LoneStar - X15/A26 - Speakers:Four Speakers W/BT W/QC:Diagram1-Day Cab
LT/RH LoneStar - X15/A26 - Speakers:Four Speakers W/BT W/QC:Diagram2-Sleeper
LT/RH LoneStar - X15/A26 - Speakers:Speakers N/BT W/AMP N/QC:Diagram1
LT/RH LoneStar - X15/A26 - Speakers:Speakers W/BT W/AMP N/QC:Diagram1

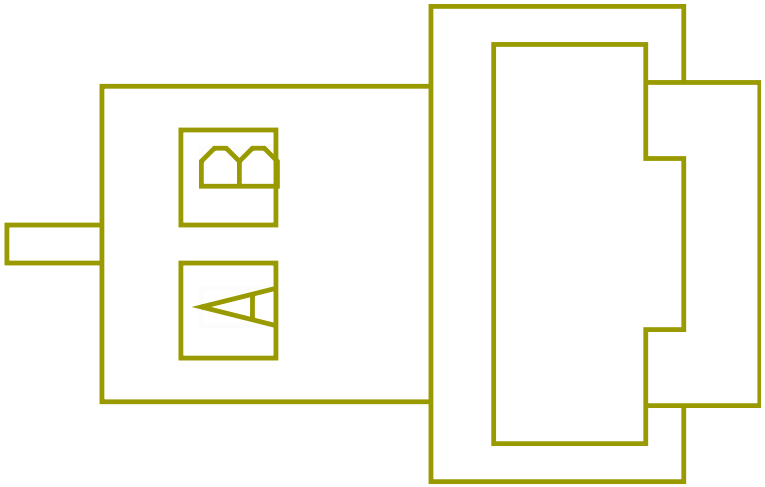

Mates DEV-SPKR_LF-01

Name	Terminal Part Number	V-Min	Name	Wire Part Number	Wire CSA	Wire Spec	Wire Material description	Wire Color Description	Wire Length	End2 Terminal Part Number	End2 Pin Name	End2 Connector
A	-	-	E05-ES86H	2643671R1	0.79	18.0	Std. Wall XLPE Primary Cable	LIGHT GREEN	1050.0	-	C	3205F
B	-	-	E05-ES86J	2643671R1	0.79	18.0	Std. Wall XLPE Primary Cable	LIGHT GREEN	1050.0	-	D	3205F

Connector Name	E05-3400
Part Number	1661259C1
Instances	LT/RH/LoneStar - X15/A26 - Courtesy Light Cab:Diagram1
Mates	LT-LF_COURTESY-2006-01-01A

Name	Terminal Part Number	V-Min	Name	Wire Part Number	Wire CSA	Wire Spec	Wire Material description	Wire Color Description	Wire Length	End2 Terminal Part Number	End2 Pin Name	End2 Connect or
A	-	-	E05-ED63BB	3510353 R1	0.79	18.0	Thin Wall XLPE Primary Cable	DARK BLUE	1200.0	-	A	3205F
B	-	-	E05-ED63-G	3510359 R1	0.79	18.0	Thin Wall XLPE Primary Cable	WHITE	1200.0	-	B	3205F

Connector Name	F05-3000
Part Number	3538634C1
Instances	LT/RH - X15/A26 - Mirrors (Heat) [Switch Pack Actuated Relay Driven]:Diagram1 LT/RH/LoneStar - X15/A26 - Heated Mirrors (Door Pod Actuated Cab and Hood Mounted):Diagram1 LT/RH/LoneStar - X15/A26 - Heated Mirrors (Door Pod Actuated Cab Mounted):Diagram1 LT/RH/LoneStar - X15/A26 - Mirror Lighting (Turns with Door Pods):Diagram1 LT/RH/LoneStar - X15/A26 - Mirror Lighting (Turns without Door Pods):Diagram1 LT/RH/LoneStar - X15/A26 - Mirrors (Power) [Door Pod Actuated]:Diagram1
Mates	MODU-PS-MIRROR-1019-01-01A

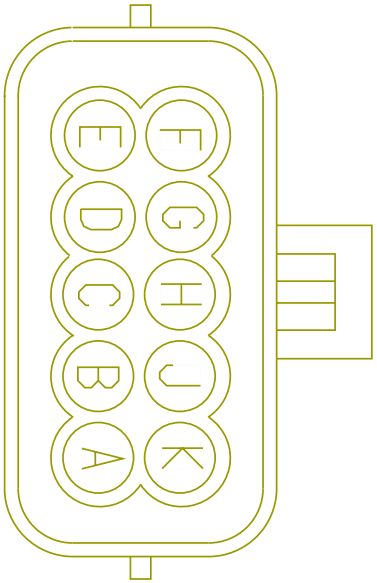

Name	Terminal Part Number	V-Min	Name	Wire Part Number	Wire CSA	Wire Spec	Wire Material description	Wire Color Description	Wire Length	End2 Terminal Part Number	End2 Pin Name	End2 Connector
A	-	-	F05-EB78G	2643671 R1	0.79	18.0	Std. Wall XLPE Primary Cable	LIGHT GREEN	1130.0	-	5	F05-3203M
B	-	-	F05-EB78C	2643671 R1	0.79	18.0	Std. Wall XLPE Primary Cable	LIGHT GREEN	1130.0	-	4	F05-3203M
E	-	-	F05-EL56D	2643675 R1	0.79	18.0	Std. Wall XLPE Primary Cable	ORANGE	980.0	-	A	3000M
F	-	-	F05-EB78H	3510334 R1	0.53	20.0	Thin Wall XLPE Primary Cable	YELLOW 2	1130.0	-	6	F05-3203M

Name	Terminal Part Number	V-Min	Name	Wire Part Number	Wire CSA	Wire Spec	Wire Material description	Wire Color Description	Wire Length	End2 Terminal Part Number	End2 Pin Name	End2 Connector
G	-	-	F05-EA78AA	3510300 R1	1.16	16.0	Thin Wall XLPE Primary Cable	LIGHT GREEN	1130.0	-	1	F05-3203M
G	-	-	F05-EH78A	2643671 R1	0.79	18.0	Std. Wall XLPE Primary Cable	LIGHT GREEN	980.0	-	B	3000M
H	-	-	F05-EH78-GE	3510360 R1	1.16	16.0	Thin Wall XLPE Primary Cable	WHITE	1025.0	-	D	3200F
H	-	-	F05-EA78-GF	3510360 R1	1.16	16.0	Thin Wall XLPE Primary Cable	WHITE	1130.0	-	8	F05-3203M

Connector Name	F05-3003M
Part Number	1671610C1
Instances	LT/RH/LoneStar - X15/A26 - Power Door Locks:Diagram1
Mates	DEV-FRONT-PS-LOCK-MOTOR-01

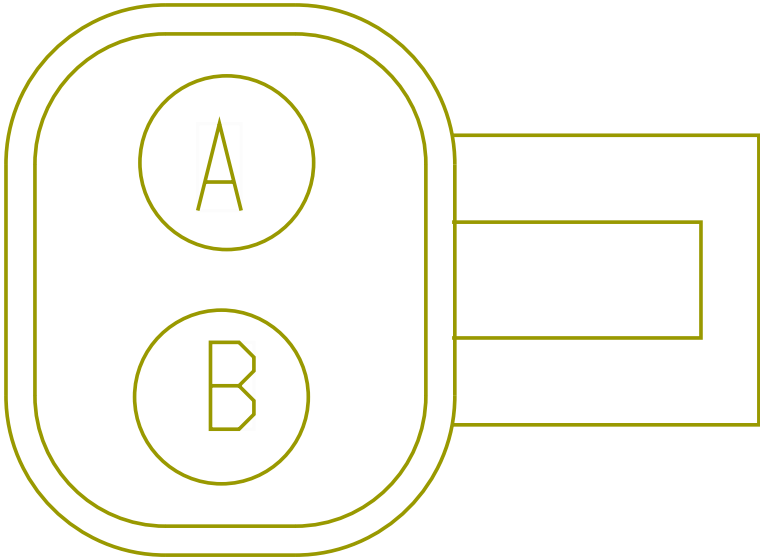

Name	Terminal Part Number	V-Min	Name	Wire Part Number	Wire CSA	Wire Spec	Wire Material description	Wire Color Description	Wire Length	End2 Terminal Part Number	End2 Pin Name	End2 Connect or
A	-	-	F05-EC81LA	3510301R1	1.91	14.0	Thin Wall XLPE Primary Cable	LIGHT GREEN	1760.0	-	3	F05-3201M
B	-	-	F05-EC81LB	3510301R1	1.91	14.0	Thin Wall XLPE Primary Cable	LIGHT GREEN	1760.0	-	4	F05-3201M

Connector Name	F05-3100M
Part Number	3767181C1
Instances	LT/RH/LoneStar - X15/A26 - Power Windows:Diagram1
Mates	MOT-PS_WINDOW-2013-01-01A



Name	Terminal Part Number	V-Min	Name	Wire Part Number	Wire CSA	Wire Spec	Wire Material description	Wire Color Description	Wire Length	End2 Terminal Part Number	End2 Pin Name	End2 Connect or
1	-	-	F05-EC83B	3510301R1	1.91	14.0	Thin Wall XLPE Primary Cable	LIGHT GREEN	1300.0	-	2	F05-3201M
2	-	-	F05-EC83A	3510301R1	1.91	14.0	Thin Wall XLPE Primary Cable	LIGHT GREEN	1300.0	-	1	F05-3201M

Connector Name	F05-3201M
Part Number	3709437C1
Instances	LT/RH/LoneStar - X15/A26 - Power Door Locks:Diagram1 LT/RH/LoneStar - X15/A26 - Power Windows:Diagram1
Mates	MODU-FRONT-PS_DOOR_POD-201 6-01-02A

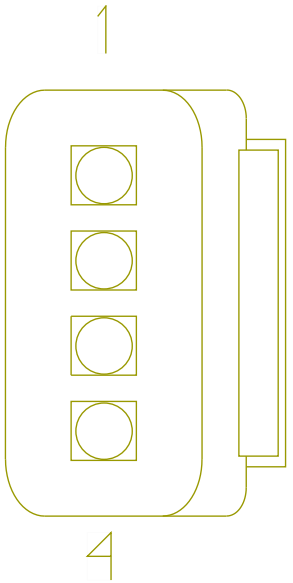

Name	Terminal Part Number	V-Min	Name	Wire Part Number	Wire CSA	Wire Spec	Wire Material description	Wire Color Description	Wire Length	End2 Terminal Part Number	End2 Pin Name	End2 Connector
1	-	-	F05-EC83A	3510301R1	1.91	14.0	Thin Wall XLPE Primary Cable	LIGHT GREEN	1300.0	-	2	F05-3100M
2	-	-	F05-EC83B	3510301R1	1.91	14.0	Thin Wall XLPE Primary Cable	LIGHT GREEN	1300.0	-	1	F05-3100M
3	-	-	F05-EC81LA	3510301R1	1.91	14.0	Thin Wall XLPE Primary Cable	LIGHT GREEN	1760.0	-	A	F05-3003M
4	-	-	F05-EC81LB	3510301R1	1.91	14.0	Thin Wall XLPE Primary Cable	LIGHT GREEN	1760.0	-	B	F05-3003M

Connector Name	F05-3202M
Part Number	3820176C1
Instances	LT/RH/LoneStar - X15/A26 - Power Door Locks:Diagram1 LT/RH/LoneStar - X15/A26 - Remote Keyless Access:Diagram1
Mates	MODU-FRONT-PS_DOOR_POD-201 6-01-02A

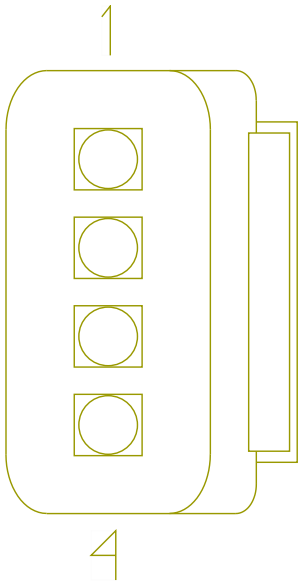

Name	Terminal Part Number	V-Min	Name	Wire Part Number	Wire CSA	Wire Spec	Wire Material description	Wire Color Description	Wire Length	End2 Terminal Part Number	End2 Pin Name	End2 Connector
1	-	-	F05-EC81B	3510302 R1	3.01	12.0	Thin Wall XLPE Primary Cable	LIGHT GREEN	1245.0	-	C	3200F
2	-	-	-	-	-	-	-	-	-	-	-	-
3	-	-	-	-	-	-	-	-	-	-	-	-
4	-	-	F05-EC81-GA	3510362 R1	3.01	12.0	Thin Wall XLPE Primary Cable	WHITE	1245.0	-	D	3200F

Connector Name	F05-3203M
Part Number	3709924C1
Instances	LT/RH - X15/A26 - Mirrors (Heat) [Switch Pack Actuated Relay Driven]:Diagram1 LT/RH/LoneStar - X15/A26 - Heated Mirrors (Door Pod Actuated Cab and Hood Mounted):Diagram1 LT/RH/LoneStar - X15/A26 - Heated Mirrors (Door Pod Actuated Cab Mounted):Diagram1 LT/RH/LoneStar - X15/A26 - Mirror Lighting (Turns with Door Pods):Diagram1 LT/RH/LoneStar - X15/A26 - Mirrors (Power) [Door Pod Actuated]:Diagram1
Mates	MODU-FRONT-PS_DOOR_POD-201 6-01-02A

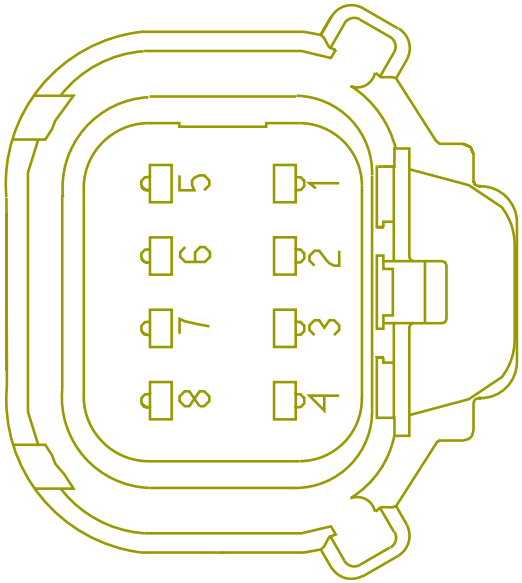

Name	Terminal Part Number	V-Min	Name	Wire Part Number	Wire CSA	Wire Spec	Wire Material description	Wire Color Description	Wire Length	End2 Terminal Part Number	End2 Pin Name	End2 Connector
1	-	-	F05-EA78AA	3510300R1	1.16	16.0	Thin Wall XLPE Primary Cable	LIGHT GREEN	1130.0	-	G	F05-3000
4	-	-	F05-EB78C	2643671R1	0.79	18.0	Std. Wall XLPE Primary Cable	LIGHT GREEN	1130.0	-	B	F05-3000
5	-	-	F05-EB78G	2643671R1	0.79	18.0	Std. Wall XLPE Primary Cable	LIGHT GREEN	1130.0	-	A	F05-3000
6	-	-	F05-EB78H	3510334R1	0.53	20.0	Thin Wall XLPE Primary Cable	YELLOW 2	1130.0	-	F	F05-3000

Name	Terminal Part Number	V-Min	Name	Wire Part Number	Wire CSA	Wire Spec	Wire Material description	Wire Color Description	Wire Length	End2 Terminal Part Number	End2 Pin Name	End2 Connect or
8	-	-	F05-EA78-GF	3510360 R1	1.16	16.0	Thin Wall XLPE Primary Cable	WHITE	1130.0	-	H	F05-3000

Connector Name F05-3300M

Part Number 3535769C1

Instances LT/RH LoneStar - X15/A26 - Speakers:Four Speakers N/BT N/QC:Diagram1-Day Cab
LT/RH LoneStar - X15/A26 - Speakers:Four Speakers N/BT N/QC:Diagram2-Sleeper
LT/RH LoneStar - X15/A26 - Speakers:Four Speakers N/BT W/QC:Diagram1-Day Cab
LT/RH LoneStar - X15/A26 - Speakers:Four Speakers N/BT W/QC:Diagram2-Sleeper
LT/RH LoneStar - X15/A26 - Speakers:Four Speakers W/BT N/QC:Diagram1-Day Cab
LT/RH LoneStar - X15/A26 - Speakers:Four Speakers W/BT N/QC:Diagram2-Sleeper
LT/RH LoneStar - X15/A26 - Speakers:Four Speakers W/BT W/QC:Diagram1-Day Cab
LT/RH LoneStar - X15/A26 - Speakers:Four Speakers W/BT W/QC:Diagram2-Sleeper
LT/RH LoneStar - X15/A26 - Speakers:Speakers N/BT W/AMP N/QC:Diagram1
LT/RH LoneStar - X15/A26 - Speakers:Speakers W/BT W/AMP N/QC:Diagram1

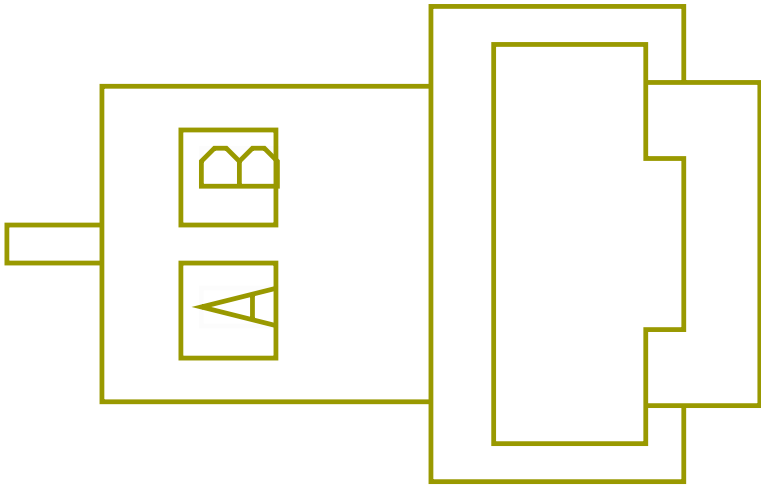

Mates DEV-SPKR_RF-01

Name	Terminal Part Number	V-Min	Name	Wire Part Number	Wire CSA	Wire Spec	Wire Material description	Wire Color Description	Wire Length	End2 Terminal Part Number	End2 Pin Name	End2 Connector
A	-	-	F05-ES86H	2643671R1	0.79	18.0	Std. Wall XLPE Primary Cable	LIGHT GREEN	1050.0	-	C	3205F
B	-	-	F05-ES86J	2643671R1	0.79	18.0	Std. Wall XLPE Primary Cable	LIGHT GREEN	1050.0	-	D	3205F

Connector Name	F05-3400
Part Number	1661259C1
Instances	LT/RH/LoneStar - X15/A26 - Courtesy Light Cab:Diagram1
Mates	LT-RF_COURTESY-2006-01-01A

Name	Terminal Part Number	V-Min	Name	Wire Part Number	Wire CSA	Wire Spec	Wire Material description	Wire Color Description	Wire Length	End2 Terminal Part Number	End2 Pin Name	End2 Connect or
A	-	-	F05-ED63BB	3510353 R1	0.79	18.0	Thin Wall XLPE Primary Cable	DARK BLUE	1200.0	-	A	3205F
B	-	-	F05-ED63-G	3510359 R1	0.79	18.0	Thin Wall XLPE Primary Cable	WHITE	1200.0	-	B	3205F

Connector Name	H01-1305
Part Number	969541R1
Instances	LT/RH LoneStar - X15/A26 - Fan - Sleeper/Bunk:Diagram1
Mates	DEV_BUNK_FAN-2057-01-01A

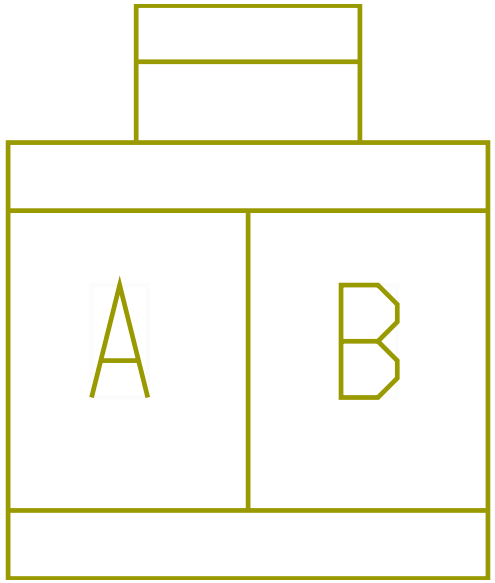

Name	Terminal Part Number	V-Min	Name	Wire Part Number	Wire CSA	Wire Spec	Wire Material description	Wire Color Description	Wire Length	End2 Terminal Part Number	End2 Pin Name	End2 Connect or
A	-	-	JH76	2643671 R1	0.79	18.0	Std. Wall XLPE Primary Cable	LIGHT GREEN	6417.0	-	-	-
B	-	-	JH76-G	2643674 R1	0.79	18.0	Std. Wall XLPE Primary Cable	WHITE	6367.0	-	-	-

Connector Name	H01-5001B
Part Number	4100325C1
Instances	LT/RH/LoneStar - X15/A26 - Lighting Sleeper Dome:Diagram1 LT/RH/LoneStar - X15/A26 - Luggage Compartment Lights - W/ No Idle HVAC:Diagram1
Mates	RLY-SLPRDOME-2003-02-04

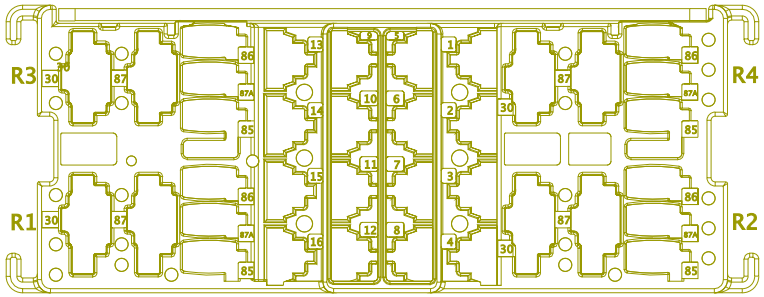

Name	Terminal Part Number	V-Min	Name	Wire Part Number	Wire CSA	Wire Spec	Wire Material description	Wire Color Description	Wire Length	End2 Terminal Part Number	End2 Pin Name	End2 Connector
R2-30	-	-	LD63SJ	2643720 R1	0.79	18.0	Std. Wall XLPE Primary Cable	DARK BLUE	2340.0	-	A	H01-5110
R2-85	-	-	LD63SH	2643720 R1	0.79	18.0	Std. Wall XLPE Primary Cable	DARK BLUE	795.0	-	X	-
R2-86	-	-	LD63-GSA	2643674 R1	0.79	18.0	Std. Wall XLPE Primary Cable	WHITE	1535.0	-	X	-
R2-87	-	-	LD63SF	2643720 R1	0.79	18.0	Std. Wall XLPE Primary Cable	DARK BLUE	795.0	-	X	-

Name	Terminal Part Number	V-Min	Name	Wire Part Number	Wire CSA	Wire Spec	Wire Material description	Wire Color Description	Wire Length	End2 Terminal Part Number	End2 Pin Name	End2 Connect or
R2-87A	-	-	HA63SCA	2643720 R1	0.79	18.0	Std. Wall XLPE Primary Cable	DARK BLUE	3285.0	-	A	H01-5133
R4-30	-	-	HA63DV	2643720 R1	0.79	18.0	Std. Wall XLPE Primary Cable	DARK BLUE	0.0	-	-	-
R4-85	-	-	HA63-GD	2643674 R1	0.79	18.0	Std. Wall XLPE Primary Cable	WHITE	1600.0	-	-	-
R4-86	-	-	HA63C	2643720 R1	0.79	18.0	Std. Wall XLPE Primary Cable	DARK BLUE	1340.0	-	37	5000
R4-87	-	-	HA63D	2643720 R1	0.79	18.0	Std. Wall XLPE Primary Cable	DARK BLUE	2415.0	-	-	-

Connector Name	H01-5001B
Part Number	4100325C1
Instances	LT/RH/LoneStar - X15/A26 - Luggage Compartment Lights - W/O No Idle HVAC:Diagram1
Mates	RLY-LUGGAGE-2012-01-03A

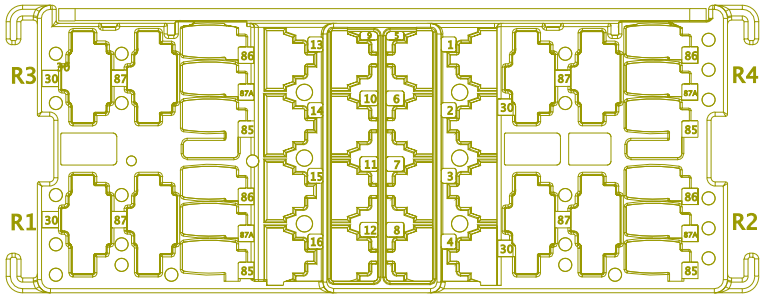

Name	Terminal Part Number	V-Min	Name	Wire Part Number	Wire CSA	Wire Spec	Wire Material description	Wire Color Description	Wire Length	End2 Terminal Part Number	End2 Pin Name	End2 Connector
R2-30	-	-	LE63SJ	2643720 R1	0.79	18.0	Std. Wall XLPE Primary Cable	DARK BLUE	1605.0	-	X	-
R2-85	-	-	LE63SH	2643720 R1	0.79	18.0	Std. Wall XLPE Primary Cable	DARK BLUE	845.0	-	X	-
R2-86	-	-	LE63-GSA	2643720 R1	0.79	18.0	Std. Wall XLPE Primary Cable	DARK BLUE	1575.0	-	X	-
R2-87	-	-	LE63SF	2643720 R1	0.79	18.0	Std. Wall XLPE Primary Cable	DARK BLUE	845.0	-	X	-

Name	Terminal Part Number	V-Min	Name	Wire Part Number	Wire CSA	Wire Spec	Wire Material description	Wire Color Description	Wire Length	End2 Terminal Part Number	End2 Pin Name	End2 Connect or
R2-87A	-	-	HA63SCA	2643720 R1	0.79	18.0	Std. Wall XLPE Primary Cable	DARK BLUE	3285.0	-	A	H01-5133

Connector Name	H01-5003
Part Number	3613000C1
Instances	LT/RH/LoneStar - X15/A26 - Cigar Lighter Aux APO Rear Std APO Rear APO W/Cover 12V Panel:Diagram1 LT/RH/LoneStar - X15/A26 - Cigar Lighter Aux APO Rear Std APO Rear APO W/Cover 12V Panel:Diagram2 LT/RH/LoneStar - X15/A26 - Cigar Lighter Aux APO Rear Std APO Rear APO W/Cover 12V Panel:Diagram3 LT/RH/LoneStar - X15/A26 - Cigar Lighter Aux APO Rear Std APO Rear APO W/Cover 12V Panel:Diagram4 LT/RH/LoneStar - X15/A26 - Cigar Lighter Aux APO Rear Std APO Rear APO w/Cover 12V Panel Overhead APO:Diagram1 LT/RH/LoneStar - X15/A26 - Cigar Lighter Aux APO Rear Std APO Rear APO w/Cover 12V Panel Overhead APO:Diagram2 LT/RH/LoneStar - X15/A26 - Cigar Lighter Aux APO Rear Std APO Rear APO w/Cover 12V Panel Overhead APO:Diagram3 LT/RH/LoneStar - X15/A26 - Cigar Lighter Aux APO Rear Std APO Rear APO w/Cover 12V Panel Overhead APO:Diagram4 LT/RH/LoneStar - X15/A26 - Cigar Lighter Aux APO Rear Std APO Rear APO w/Cover 12V Panel Upr Bnk APO:Diagram1 LT/RH/LoneStar - X15/A26 - Cigar Lighter Aux APO Rear Std APO Rear APO w/Cover 12V Panel Upr Bnk APO:Diagram2 LT/RH/LoneStar - X15/A26 - Cigar Lighter Aux APO Rear Std APO Rear APO w/Cover 12V Panel Upr Bnk APO:Diagram3 LT/RH/LoneStar - X15/A26 - Cigar Lighter Aux APO Rear Std APO Rear APO w/Cover 12V Panel Upr Bnk APO:Diagram4 LT/RH/LoneStar - X15/A26 - Cigar Lighter Aux APO Rear Std APO Rear APO w/Cover 12V Panel Upr Bnk APO Rear Overhead APO:Diagram1-Combination1 LT/RH/LoneStar - X15/A26 - Cigar Lighter Aux APO Rear Std APO Rear APO w/Cover 12V Panel Upr Bnk APO Rear Overhead APO:Diagram1-Combination2 LT/RH/LoneStar - X15/A26 - Cigar Lighter Aux APO Rear Std APO Rear APO w/Cover 12V Panel Upr Bnk APO Rear Overhead APO:Diagram1-Combination3 LT/RH/LoneStar - X15/A26 - Cigar Lighter Aux APO Rear Std APO Rear APO w/Cover 12V Panel Upr Bnk APO Rear Overhead APO:Diagram1-Combination4 LT/RH/LoneStar - X15/A26 - Cigar Lighter Rear Std APO APO W/Cover 12V Panel:Diagram1 LT/RH/LoneStar - X15/A26 - Cigar Lighter Rear Std APO APO W/Cover 12V Panel:Diagram2

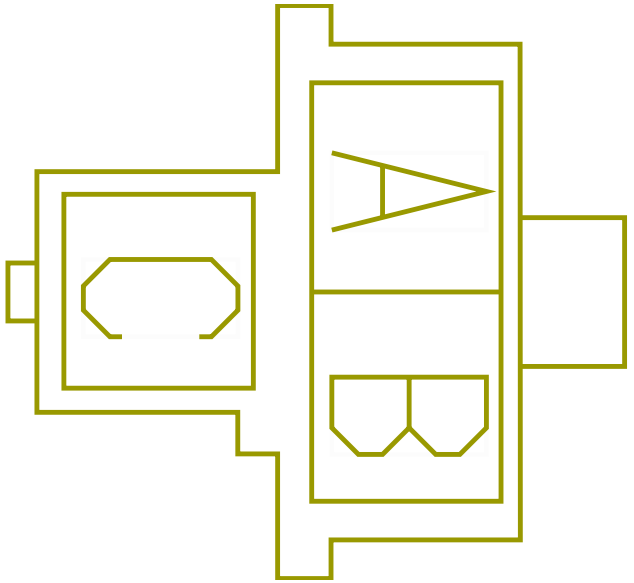

LT/RH/LoneStar - X15/A26 - Cigar Lighter Rear Std APO Rear APO W/Cover 12V Panel Overhead APO:Diagram1
LT/RH/LoneStar - X15/A26 - Cigar Lighter Rear Std APO Rear APO W/Cover 12V Panel Overhead APO:Diagram2
LT/RH/LoneStar - X15/A26 - Cigar Lighter Rear Std APO Rear APO W/Cover 12V Panel Upr Bnk APO:Diagram1
LT/RH/LoneStar - X15/A26 - Cigar Lighter Rear Std APO Rear APO W/Cover 12V Panel Upr Bnk APO:Diagram2
LT/RH/LoneStar - X15/A26 - Cigar Lighter Rear Std APO Rear APO w/Cover 12V Panel Upr Bnk APO Rear Overhead APO:Diagram1
LT/RH/LoneStar - X15/A26 - Cigar Lighter Rear Std APO Rear APO w/Cover 12V Panel Upr Bnk APO Rear Overhead APO:Diagram2
LT/RH/LoneStar - X15/A26 - Std APO Aux APO Rear Std APO Rear APO W/Cover 12V Panel:Diagram1
LT/RH/LoneStar - X15/A26 - Std APO Aux APO Rear Std APO Rear APO W/Cover 12V Panel:Diagram2
LT/RH/LoneStar - X15/A26 - Std APO Aux APO Rear Std APO Rear APO W/Cover 12V Panel:Diagram3
LT/RH/LoneStar - X15/A26 - Std APO Aux APO Rear Std APO Rear APO W/Cover 12V Panel:Diagram4
LT/RH/LoneStar - X15/A26 - Std APO Aux APO Rear Std APO Rear APO W/Cover 12V Panel Overhead APO:Diagram1
LT/RH/LoneStar - X15/A26 - Std APO Aux APO Rear Std APO Rear APO W/Cover 12V Panel Overhead APO:Diagram2
LT/RH/LoneStar - X15/A26 - Std APO Aux APO Rear Std APO Rear APO W/Cover 12V Panel Overhead APO:Diagram3
LT/RH/LoneStar - X15/A26 - Std APO Aux APO Rear Std APO Rear APO W/Cover 12V Panel Overhead APO:Diagram4
LT/RH/LoneStar - X15/A26 - Std APO Aux APO Rear Std APO Rear APO W/Cover 12V Panel Upr Bnk APO:Diagram1
LT/RH/LoneStar - X15/A26 - Std APO Aux APO Rear Std APO Rear APO W/Cover 12V Panel Upr Bnk APO:Diagram2
LT/RH/LoneStar - X15/A26 - Std APO Aux APO Rear Std APO Rear APO W/Cover 12V Panel Upr Bnk APO:Diagram3
LT/RH/LoneStar - X15/A26 - Std APO Aux APO Rear Std APO Rear APO W/Cover 12V Panel Upr Bnk APO:Diagram4
LT/RH/LoneStar - X15/A26 - Std APO Aux APO Rear Std APO Rear APO w/Cover 12V Panel Upr Bnk APO Rear Overhead APO:Diagram1
LT/RH/LoneStar - X15/A26 - Std APO Aux APO Rear Std APO Rear APO w/Cover 12V Panel Upr Bnk APO Rear Overhead APO:Diagram2

LT/RH/LoneStar - X15/A26 - Std APO Aux APO Rear Std APO Rear APO w/Cover 12V Panel Upr Bnk APO Rear Overhead APO:Diagram3
LT/RH/LoneStar - X15/A26 - Std APO Aux APO Rear Std APO Rear APO w/Cover 12V Panel Upr Bnk APO Rear Overhead APO:Diagram4
LT/RH/LoneStar - X15/A26 - Std APO Rear Std APO Rear APO W/Cover 12V Panel:Diagram1
LT/RH/LoneStar - X15/A26 - Std APO Rear Std APO Rear APO W/Cover 12V Panel:Diagram2
LT/RH/LoneStar - X15/A26 - Std APO Rear Std APO Rear APO W/Cover 12V Panel Rear Overhead APO:Diagram1
LT/RH/LoneStar - X15/A26 - Std APO Rear Std APO Rear APO W/Cover 12V Panel Rear Overhead APO:Diagram2
LT/RH/LoneStar - X15/A26 - Std APO Rear Std APO Rear APO W/Cover 12V Panel Upr Bnk APO:Diagram1
LT/RH/LoneStar - X15/A26 - Std APO Rear Std APO Rear APO W/Cover 12V Panel Upr Bnk APO:Diagram2
LT/RH/LoneStar - X15/A26 - Std APO Rear Std APO Rear APO w/Cover 12V Panel Upr Bnk APO Rear Overhead APO:Diagram1
LT/RH/LoneStar - X15/A26 - Std APO Rear Std APO Rear APO w/Cover 12V Panel Upr Bnk APO Rear Overhead APO:Diagram2

Mates DEV-APO-2002-01-09B

Name	Terminal Part Number	V-Min	Name	Wire Part Number	Wire CSA	Wire Spec	Wire Material description	Wire Color Description	Wire Length	End2 Terminal Part Number	End2 Pin Name	End2 Connect or
A	-	-	HA86SBA	2643806 R1	1.16	16.0	Std. Wall XLPE Primary Cable	LIGHT BLUE	1520.0	-	X	-
C	-	-	HA86-GSA	2643681 R1	1.16	16.0	Std. Wall XLPE Primary Cable	WHITE	305.0	-	-	-

Connector Name	H01-5005
Part Number	872291R1
Instances	LT/RH/LoneStar - X15/A26 - Cigar Lighter Aux APO Rear Std APO Rear APO W/Cover 12V Panel:Diagram1 LT/RH/LoneStar - X15/A26 - Cigar Lighter Aux APO Rear Std APO Rear APO W/Cover 12V Panel:Diagram2 LT/RH/LoneStar - X15/A26 - Cigar Lighter Aux APO Rear Std APO Rear APO W/Cover 12V Panel:Diagram3 LT/RH/LoneStar - X15/A26 - Cigar Lighter Aux APO Rear Std APO Rear APO W/Cover 12V Panel:Diagram4 LT/RH/LoneStar - X15/A26 - Cigar Lighter Aux APO Rear Std APO Rear APO w/Cover 12V Panel Overhead APO:Diagram1 LT/RH/LoneStar - X15/A26 - Cigar Lighter Aux APO Rear Std APO Rear APO w/Cover 12V Panel Overhead APO:Diagram2 LT/RH/LoneStar - X15/A26 - Cigar Lighter Aux APO Rear Std APO Rear APO w/Cover 12V Panel Overhead APO:Diagram3 LT/RH/LoneStar - X15/A26 - Cigar Lighter Aux APO Rear Std APO Rear APO w/Cover 12V Panel Overhead APO:Diagram4 LT/RH/LoneStar - X15/A26 - Cigar Lighter Aux APO Rear Std APO Rear APO w/Cover 12V Panel Upr Bnk APO:Diagram1 LT/RH/LoneStar - X15/A26 - Cigar Lighter Aux APO Rear Std APO Rear APO w/Cover 12V Panel Upr Bnk APO:Diagram2 LT/RH/LoneStar - X15/A26 - Cigar Lighter Aux APO Rear Std APO Rear APO w/Cover 12V Panel Upr Bnk APO:Diagram3 LT/RH/LoneStar - X15/A26 - Cigar Lighter Aux APO Rear Std APO Rear APO w/Cover 12V Panel Upr Bnk APO:Diagram4 LT/RH/LoneStar - X15/A26 - Cigar Lighter Aux APO Rear Std APO Rear APO w/Cover 12V Panel Upr Bnk APO Rear Overhead APO:Diagram1-Combination1 LT/RH/LoneStar - X15/A26 - Cigar Lighter Aux APO Rear Std APO Rear APO w/Cover 12V Panel Upr Bnk APO Rear Overhead APO:Diagram1-Combination2 LT/RH/LoneStar - X15/A26 - Cigar Lighter Aux APO Rear Std APO Rear APO w/Cover 12V Panel Upr Bnk APO Rear Overhead APO:Diagram1-Combination3 LT/RH/LoneStar - X15/A26 - Cigar Lighter Aux APO Rear Std APO Rear APO w/Cover 12V Panel Upr Bnk APO Rear Overhead APO:Diagram1-Combination4 LT/RH/LoneStar - X15/A26 - Cigar Lighter Rear Std APO APO W/Cover 12V Panel:Diagram1 LT/RH/LoneStar - X15/A26 - Cigar Lighter Rear Std APO APO W/Cover 12V Panel:Diagram2

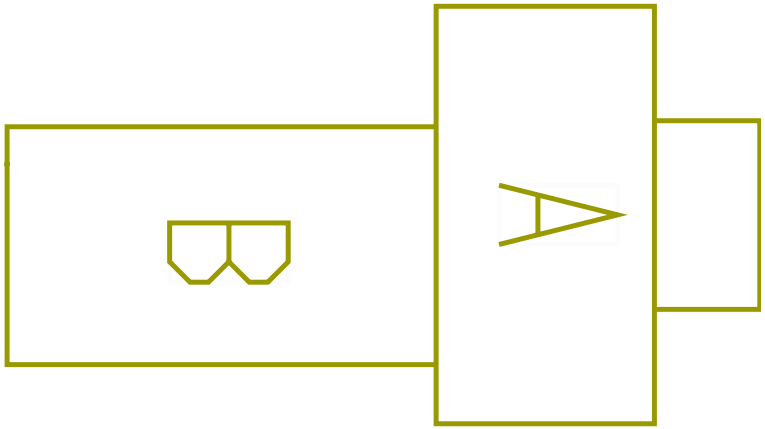

LT/RH/LoneStar - X15/A26 - Cigar Lighter Rear Std APO Rear APO W/Cover 12V Panel Overhead APO:Diagram1
LT/RH/LoneStar - X15/A26 - Cigar Lighter Rear Std APO Rear APO W/Cover 12V Panel Overhead APO:Diagram2
LT/RH/LoneStar - X15/A26 - Cigar Lighter Rear Std APO Rear APO W/Cover 12V Panel Upr Bnk APO:Diagram1
LT/RH/LoneStar - X15/A26 - Cigar Lighter Rear Std APO Rear APO W/Cover 12V Panel Upr Bnk APO:Diagram2
LT/RH/LoneStar - X15/A26 - Cigar Lighter Rear Std APO Rear APO w/Cover 12V Panel Upr Bnk APO Rear Overhead APO:Diagram1
LT/RH/LoneStar - X15/A26 - Cigar Lighter Rear Std APO Rear APO w/Cover 12V Panel Upr Bnk APO Rear Overhead APO:Diagram2
LT/RH/LoneStar - X15/A26 - Std APO Aux APO Rear Std APO Rear APO W/Cover 12V Panel:Diagram1
LT/RH/LoneStar - X15/A26 - Std APO Aux APO Rear Std APO Rear APO W/Cover 12V Panel:Diagram2
LT/RH/LoneStar - X15/A26 - Std APO Aux APO Rear Std APO Rear APO W/Cover 12V Panel:Diagram3
LT/RH/LoneStar - X15/A26 - Std APO Aux APO Rear Std APO Rear APO W/Cover 12V Panel:Diagram4
LT/RH/LoneStar - X15/A26 - Std APO Aux APO Rear Std APO Rear APO W/Cover 12V Panel Overhead APO:Diagram1
LT/RH/LoneStar - X15/A26 - Std APO Aux APO Rear Std APO Rear APO W/Cover 12V Panel Overhead APO:Diagram2
LT/RH/LoneStar - X15/A26 - Std APO Aux APO Rear Std APO Rear APO W/Cover 12V Panel Overhead APO:Diagram3
LT/RH/LoneStar - X15/A26 - Std APO Aux APO Rear Std APO Rear APO W/Cover 12V Panel Overhead APO:Diagram4
LT/RH/LoneStar - X15/A26 - Std APO Aux APO Rear Std APO Rear APO W/Cover 12V Panel Upr Bnk APO:Diagram1
LT/RH/LoneStar - X15/A26 - Std APO Aux APO Rear Std APO Rear APO W/Cover 12V Panel Upr Bnk APO:Diagram2
LT/RH/LoneStar - X15/A26 - Std APO Aux APO Rear Std APO Rear APO W/Cover 12V Panel Upr Bnk APO:Diagram3
LT/RH/LoneStar - X15/A26 - Std APO Aux APO Rear Std APO Rear APO W/Cover 12V Panel Upr Bnk APO:Diagram4
LT/RH/LoneStar - X15/A26 - Std APO Aux APO Rear Std APO Rear APO w/Cover 12V Panel Upr Bnk APO Rear Overhead APO:Diagram1
LT/RH/LoneStar - X15/A26 - Std APO Aux APO Rear Std APO Rear APO w/Cover 12V Panel Upr Bnk APO Rear Overhead APO:Diagram2

LT/RH/LoneStar - X15/A26 - Std APO Aux APO Rear Std APO Rear APO w/Cover 12V Panel Upr Bnk APO Rear Overhead APO:Diagram3
LT/RH/LoneStar - X15/A26 - Std APO Aux APO Rear Std APO Rear APO w/Cover 12V Panel Upr Bnk APO Rear Overhead APO:Diagram4
LT/RH/LoneStar - X15/A26 - Std APO Rear Std APO Rear APO W/Cover 12V Panel:Diagram1
LT/RH/LoneStar - X15/A26 - Std APO Rear Std APO Rear APO W/Cover 12V Panel:Diagram2
LT/RH/LoneStar - X15/A26 - Std APO Rear Std APO Rear APO W/Cover 12V Panel Rear Overhead APO:Diagram1
LT/RH/LoneStar - X15/A26 - Std APO Rear Std APO Rear APO W/Cover 12V Panel Rear Overhead APO:Diagram2
LT/RH/LoneStar - X15/A26 - Std APO Rear Std APO Rear APO W/Cover 12V Panel Upr Bnk APO:Diagram1
LT/RH/LoneStar - X15/A26 - Std APO Rear Std APO Rear APO W/Cover 12V Panel Upr Bnk APO:Diagram2
LT/RH/LoneStar - X15/A26 - Std APO Rear Std APO Rear APO w/Cover 12V Panel Upr Bnk APO Rear Overhead APO:Diagram1
LT/RH/LoneStar - X15/A26 - Std APO Rear Std APO Rear APO w/Cover 12V Panel Upr Bnk APO Rear Overhead APO:Diagram2

Mates DEV-APO_W/COVER-2002-01-09A

Name	Terminal Part Number	V-Min	Name	Wire Part Number	Wire CSA	Wire Spec	Wire Material description	Wire Color Description	Wire Length	End2 Terminal Part Number	End2 Pin Name	End2 Connect or
A	-	-	HA86-GSC	2643681 R1	1.16	16.0	Std. Wall XLPE Primary Cable	WHITE	1276.0	-	-	-
B	-	-	HA86SA	2643678 R1	1.16	16.0	Std. Wall XLPE Primary Cable	LIGHT GREEN	2926.0	-	X	-

Connector Name	H01-5012
Part Number	872291R1
Instances	LT/RH/LoneStar - X15/A26 - Cigar Lighter Aux APO Rear Std APO Rear APO W/Cover 12V Panel:Diagram1 LT/RH/LoneStar - X15/A26 - Cigar Lighter Aux APO Rear Std APO Rear APO W/Cover 12V Panel:Diagram3 LT/RH/LoneStar - X15/A26 - Cigar Lighter Aux APO Rear Std APO Rear APO w/Cover 12V Panel Overhead APO:Diagram1 LT/RH/LoneStar - X15/A26 - Cigar Lighter Aux APO Rear Std APO Rear APO w/Cover 12V Panel Overhead APO:Diagram3 LT/RH/LoneStar - X15/A26 - Cigar Lighter Aux APO Rear Std APO Rear APO w/Cover 12V Panel Upr Bnk APO:Diagram1 LT/RH/LoneStar - X15/A26 - Cigar Lighter Aux APO Rear Std APO Rear APO w/Cover 12V Panel Upr Bnk APO:Diagram3 LT/RH/LoneStar - X15/A26 - Cigar Lighter Aux APO Rear Std APO Rear APO w/Cover 12V Panel Upr Bnk APO Rear Overhead APO:Diagram1-Combination1 LT/RH/LoneStar - X15/A26 - Cigar Lighter Aux APO Rear Std APO Rear APO w/Cover 12V Panel Upr Bnk APO Rear Overhead APO:Diagram1-Combination3 LT/RH/LoneStar - X15/A26 - Cigar Lighter Rear Std APO APO W/Cover 12V Panel:Diagram1 LT/RH/LoneStar - X15/A26 - Cigar Lighter Rear Std APO Rear APO W/Cover 12V Panel Overhead APO:Diagram1 LT/RH/LoneStar - X15/A26 - Cigar Lighter Rear Std APO Rear APO W/Cover 12V Panel Upr Bnk APO:Diagram1 LT/RH/LoneStar - X15/A26 - Cigar Lighter Rear Std APO Rear APO w/Cover 12V Panel Upr Bnk APO Rear Overhead APO:Diagram1 LT/RH/LoneStar - X15/A26 - Std APO Aux APO Rear Std APO Rear APO W/Cover 12V Panel:Diagram1 LT/RH/LoneStar - X15/A26 - Std APO Aux APO Rear Std APO Rear APO W/Cover 12V Panel:Diagram3 LT/RH/LoneStar - X15/A26 - Std APO Aux APO Rear Std APO Rear APO W/Cover 12V Panel Overhead APO:Diagram1 LT/RH/LoneStar - X15/A26 - Std APO Aux APO Rear Std APO Rear APO W/Cover 12V Panel Overhead APO:Diagram3 LT/RH/LoneStar - X15/A26 - Std APO Aux APO Rear Std APO Rear APO W/Cover 12V Panel Upr Bnk APO:Diagram1 LT/RH/LoneStar - X15/A26 - Std APO Aux APO Rear Std APO Rear APO W/Cover 12V Panel Upr Bnk APO:Diagram3

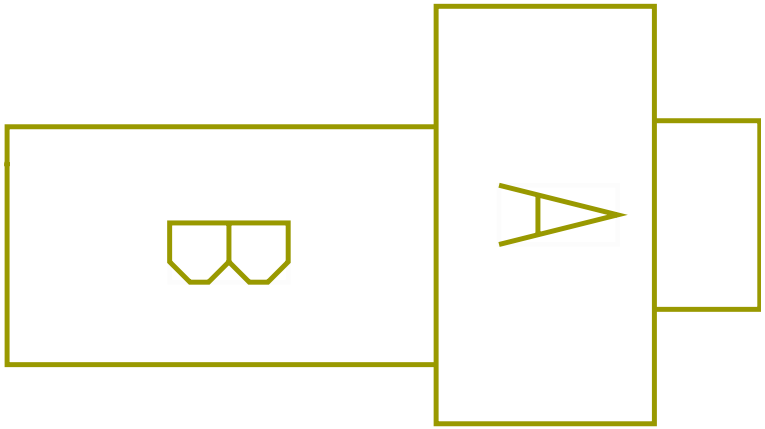

LT/RH/LoneStar - X15/A26 - Std APO Aux APO Rear Std APO Rear APO w/Cover 12V Panel Upr Bnk APO Rear Overhead APO:Diagram1
LT/RH/LoneStar - X15/A26 - Std APO Aux APO Rear Std APO Rear APO w/Cover 12V Panel Upr Bnk APO Rear Overhead APO:Diagram3
LT/RH/LoneStar - X15/A26 - Std APO Rear Std APO Rear APO W/Cover 12V Panel:Diagram1
LT/RH/LoneStar - X15/A26 - Std APO Rear Std APO Rear APO W/Cover 12V Panel Rear Overhead APO:Diagram1
LT/RH/LoneStar - X15/A26 - Std APO Rear Std APO Rear APO W/Cover 12V Panel Upr Bnk APO:Diagram1
LT/RH/LoneStar - X15/A26 - Std APO Rear Std APO Rear APO w/Cover 12V Panel Upr Bnk APO Rear Overhead APO:Diagram1

Mates DEV-12V_Panel-2002-01-17A

Name	Terminal Part Number	V-Min	Name	Wire Part Number	Wire CSA	Wire Spec	Wire Material description	Wire Color Description	Wire Length	End2 Terminal Part Number	End2 Pin Name	End2 Connect or
A	-	-	JL86-GSB	2643681 R1	1.16	16.0	Std. Wall XLPE Primary Cable	WHITE	5842.0	-	-	-
B	-	-	JL86SBB	2643678 R1	1.16	16.0	Std. Wall XLPE Primary Cable	LIGHT GREEN	5862.0	-	-	-

Connector Name	H01-5013
Part Number	872291R1
Instances	LT/RH/LoneStar - X15/A26 - Cigar Lighter Aux APO Rear Std APO Rear APO W/Cover 12V Panel:Diagram2 LT/RH/LoneStar - X15/A26 - Cigar Lighter Aux APO Rear Std APO Rear APO W/Cover 12V Panel:Diagram4 LT/RH/LoneStar - X15/A26 - Cigar Lighter Aux APO Rear Std APO Rear APO w/Cover 12V Panel Overhead APO:Diagram2 LT/RH/LoneStar - X15/A26 - Cigar Lighter Aux APO Rear Std APO Rear APO w/Cover 12V Panel Overhead APO:Diagram4 LT/RH/LoneStar - X15/A26 - Cigar Lighter Aux APO Rear Std APO Rear APO w/Cover 12V Panel Upr Bnk APO:Diagram2 LT/RH/LoneStar - X15/A26 - Cigar Lighter Aux APO Rear Std APO Rear APO w/Cover 12V Panel Upr Bnk APO:Diagram4 LT/RH/LoneStar - X15/A26 - Cigar Lighter Aux APO Rear Std APO Rear APO w/Cover 12V Panel Upr Bnk APO Rear Overhead APO:Diagram1-Combination2 LT/RH/LoneStar - X15/A26 - Cigar Lighter Aux APO Rear Std APO Rear APO w/Cover 12V Panel Upr Bnk APO Rear Overhead APO:Diagram1-Combination4 LT/RH/LoneStar - X15/A26 - Cigar Lighter Rear Std APO APO W/Cover 12V Panel:Diagram2 LT/RH/LoneStar - X15/A26 - Cigar Lighter Rear Std APO Rear APO W/Cover 12V Panel Overhead APO:Diagram2 LT/RH/LoneStar - X15/A26 - Cigar Lighter Rear Std APO Rear APO W/Cover 12V Panel Upr Bnk APO:Diagram2 LT/RH/LoneStar - X15/A26 - Cigar Lighter Rear Std APO Rear APO w/Cover 12V Panel Upr Bnk APO Rear Overhead APO:Diagram2 LT/RH/LoneStar - X15/A26 - Std APO Aux APO Rear Std APO Rear APO W/Cover 12V Panel:Diagram2 LT/RH/LoneStar - X15/A26 - Std APO Aux APO Rear Std APO Rear APO W/Cover 12V Panel:Diagram4 LT/RH/LoneStar - X15/A26 - Std APO Aux APO Rear Std APO Rear APO W/Cover 12V Panel Overhead APO:Diagram2 LT/RH/LoneStar - X15/A26 - Std APO Aux APO Rear Std APO Rear APO W/Cover 12V Panel Overhead APO:Diagram4 LT/RH/LoneStar - X15/A26 - Std APO Aux APO Rear Std APO Rear APO W/Cover 12V Panel Upr Bnk APO:Diagram2 LT/RH/LoneStar - X15/A26 - Std APO Aux APO Rear Std APO Rear APO W/Cover 12V Panel Upr Bnk APO:Diagram4

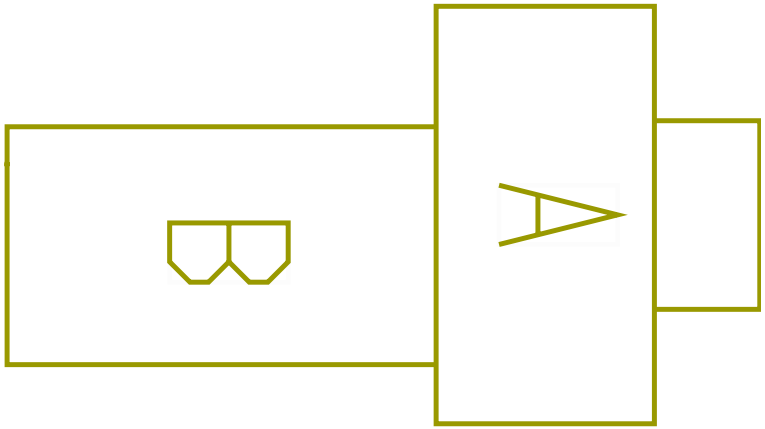

LT/RH/LoneStar - X15/A26 - Std APO Aux APO Rear Std APO Rear APO w/Cover 12V Panel Upr Bnk APO Rear Overhead APO:Diagram2
LT/RH/LoneStar - X15/A26 - Std APO Aux APO Rear Std APO Rear APO w/Cover 12V Panel Upr Bnk APO Rear Overhead APO:Diagram4
LT/RH/LoneStar - X15/A26 - Std APO Rear Std APO Rear APO W/Cover 12V Panel:Diagram2
LT/RH/LoneStar - X15/A26 - Std APO Rear Std APO Rear APO W/Cover 12V Panel Rear Overhead APO:Diagram2
LT/RH/LoneStar - X15/A26 - Std APO Rear Std APO Rear APO W/Cover 12V Panel Upr Bnk APO:Diagram2
LT/RH/LoneStar - X15/A26 - Std APO Rear Std APO Rear APO w/Cover 12V Panel Upr Bnk APO Rear Overhead APO:Diagram2

Name	Terminal Part Number	V-Min	Name	Wire Part Number	Wire CSA	Wire Spec	Wire Material description	Wire Color Description	Wire Length	End2 Terminal Part Number	End2 Pin Name	End2 Connect or
A	-	-	JN86-GSB	2643681 R1	1.16	16.0	Std. Wall XLPE Primary Cable	WHITE	5657.0	-	-	-
A	-	-	ZL86-GSB	2643681 R1	1.16	16.0	Std. Wall XLPE Primary Cable	WHITE	5657.0	-	-	-
B	-	-	JN86SBB	2643678 R1	1.16	16.0	Std. Wall XLPE Primary Cable	LIGHT GREEN	5677.0	-	-	-
B	-	-	ZL86SBB	2643678 R1	1.16	16.0	Std. Wall XLPE Primary Cable	LIGHT GREEN	5662.0	-	X	-

Connector Name	H01-5110
Part Number	1661196C1
Instances	LT/RH/LoneStar - X15/A26 - Luggage Compartment Lights - W/ No Idle HVAC:Diagram1 LT/RH/LoneStar - X15/A26 - Luggage Compartment Lights - W/ O No Idle HVAC:Diagram1
Mates	LT-LS_LUGGAGE-2012-01-05

Name	Terminal Part Number	V-Min	Name	Wire Part Number	Wire CSA	Wire Spec	Wire Material description	Wire Color Description	Wire Length	End2 Terminal Part Number	End2 Pin Name	End2 Connect or
A	-	-	LE63SJA	2643720 R1	0.79	18.0	Std. Wall XLPE Primary Cable	DARK BLUE	735.0	-	X	-
A	-	-	LD63SJ	2643720 R1	0.79	18.0	Std. Wall XLPE Primary Cable	DARK BLUE	2340.0	-	R2-30	H01-5001B
B	-	-	LE63-GSB	2643720 R1	0.79	18.0	Std. Wall XLPE Primary Cable	DARK BLUE	765.0	-	X	-
B	-	-	LD63-GSB	2643720 R1	0.79	18.0	Std. Wall XLPE Primary Cable	DARK BLUE	805.0	-	X	-

Connector Name	H01-5111
Part Number	1661196C1
Instances	LT/RH/LoneStar - X15/A26 - Luggage Compartment Lights - W/O No Idle HVAC:Diagram1
Mates	LT-RS_LUGGAGE-2012-01-05

Name	Terminal Part Number	V-Min	Name	Wire Part Number	Wire CSA	Wire Spec	Wire Material description	Wire Color Description	Wire Length	End2 Terminal Part Number	End2 Pin Name	End2 Connect or
A	-	-	LE63SJB	2643720 R1	0.79	18.0	Std. Wall XLPE Primary Cable	DARK BLUE	2075.0	-	X	-
B	-	-	LE63-GSC	2643720 R1	0.79	18.0	Std. Wall XLPE Primary Cable	DARK BLUE	2105.0	-	X	-

Connector Name	H01-5112
Part Number	239808R1
Instances	LT/RH/LoneStar - X15/A26 - Luggage Compartment Lights - W/ No Idle HVAC:Diagram1 LT/RH/LoneStar - X15/A26 - Luggage Compartment Lights - W/ O No Idle HVAC:Diagram1
Mates	SW-LS_DOOR-2012-01-05

Name	Terminal Part Number	V-Min	Name	Wire Part Number	Wire CSA	Wire Spec	Wire Material description	Wire Color Description	Wire Length	End2 Terminal Part Number	End2 Pin Name	End2 Connect or
A	-	-	LE63SD	2643721 R1	1.16	16.0	Std. Wall XLPE Primary Cable	DARK BLUE	130.0	-	X	-
A	-	-	LD63SD	2643721 R1	1.16	16.0	Std. Wall XLPE Primary Cable	DARK BLUE	80.0	-	X	-

Connector Name	H01-5113
Part Number	239808R1
Instances	LT/RH/LoneStar - X15/A26 - Luggage Compartment Lights - W/ No Idle HVAC:Diagram1 LT/RH/LoneStar - X15/A26 - Luggage Compartment Lights - W/ O No Idle HVAC:Diagram1
Mates	SW-LS_DOOR-2012-01-05

Name	Terminal Part Number	V-Min	Name	Wire Part Number	Wire CSA	Wire Spec	Wire Material description	Wire Color Description	Wire Length	End2 Terminal Part Number	End2 Pin Name	End2 Connect or
A	-	-	LE63SDA	2643721 R1	1.16	16.0	Std. Wall XLPE Primary Cable	DARK BLUE	180.0	-	X	-
A	-	-	LD63SDA	2643721 R1	1.16	16.0	Std. Wall XLPE Primary Cable	DARK BLUE	230.0	-	X	-

Connector Name	H01-5114
Part Number	239808R1
Instances	LT/RH/LoneStar - X15/A26 - Luggage Compartment Lights - W/O No Idle HVAC:Diagram1
Mates	SW-RS_DOOR-2012-01-05

Name	Terminal Part Number	V-Min	Name	Wire Part Number	Wire CSA	Wire Spec	Wire Material description	Wire Color Description	Wire Length	End2 Terminal Part Number	End2 Pin Name	End2 Connect or
A	-	-	LE63SE	2643721 R1	1.16	16.0	Std. Wall XLPE Primary Cable	DARK BLUE	4242.0	-	X	-

Connector Name	H01-5115
Part Number	239808R1
Instances	LT/RH/LoneStar - X15/A26 - Luggage Compartment Lights - W/O No Idle HVAC:Diagram1
Mates	SW-RS_DOOR-2012-01-05

Name	Terminal Part Number	V-Min	Name	Wire Part Number	Wire CSA	Wire Spec	Wire Material description	Wire Color Description	Wire Length	End2 Terminal Part Number	End2 Pin Name	End2 Connect or
A	-	-	LE63SEA	2643721 R1	1.16	16.0	Std. Wall XLPE Primary Cable	DARK BLUE	4192.0	-	X	-

Connector Name	H01-5128
Part Number	1661259C1
Instances	LT/RH/LoneStar - X15/A26 - Floor/Search Lights Sleeper:Diagram1
Mates	LT-SLPR_LF_FLOOR-2009-02-0 2A

Name	Terminal Part Number	V-Min	Name	Wire Part Number	Wire CSA	Wire Spec	Wire Material description	Wire Color Description	Wire Length	End2 Terminal Part Number	End2 Pin Name	End2 Connect or
A	-	-	ZA63JBA	2643720 R1	0.79	18.0	Std. Wall XLPE Primary Cable	DARK BLUE	200.0	-	X	-
B	-	-	ZP63-GJA	2643674 R1	0.79	18.0	Std. Wall XLPE Primary Cable	WHITE	925.0	-	-	-

Connector Name	H01-5129
Part Number	1661259C1
Instances	LT/RH/LoneStar - X15/A26 - Floor/Search Lights Sleeper:Diagram1
Mates	LT-SLPR_RT_FLOOR-2009-02-0 2A

Name	Terminal Part Number	V-Min	Name	Wire Part Number	Wire CSA	Wire Spec	Wire Material description	Wire Color Description	Wire Length	End2 Terminal Part Number	End2 Pin Name	End2 Connect or
A	-	-	ZA63JBB	2643720 R1	0.79	18.0	Std. Wall XLPE Primary Cable	DARK BLUE	2185.0	-	X	-
B	-	-	ZP63-GJB	2643674 R1	0.79	18.0	Std. Wall XLPE Primary Cable	WHITE	2817.0	-	-	-

Connector Name	H01-5130
Part Number	1669972C1
Instances	LT/RH/LoneStar - X15/A26 - Reading Lighting - W/ Lower:Diagram1 LT/RH/LoneStar - X15/A26 - Reading Lighting - W/Upper& Lower:Diagram1
Mates	LT-Sleeper Lower Reading Light-2019-03-01A



Name	Terminal Part Number	V-Min	Name	Wire Part Number	Wire CSA	Wire Spec	Wire Material description	Wire Color Description	Wire Length	End2 Terminal Part Number	End2 Pin Name	End2 Connect or
A	-	-	ZW63SB	2643720 R1	0.79	18.0	Std. Wall XLPE Primary Cable	DARK BLUE	1540.0	-	-	-
A	-	-	ZK63SB	2643720 R1	0.79	18.0	Std. Wall XLPE Primary Cable	DARK BLUE	1188.0	-	X	-
B	-	-	HA63-GSD	2643674 R1	0.79	18.0	Std. Wall XLPE Primary Cable	WHITE	2560.0	-	-	-

Connector Name	H01-5132
Part Number	4092975C1
Instances	LT/RH/LoneStar - X15/A26 - Luggage Compartment Lights - W/ No Idle HVAC:Diagram1 LT/RH/LoneStar - X15/A26 - Luggage Compartment Lights - W/ O No Idle HVAC:Diagram1
Mates	SW-LUGGAGE_LT-2012-01-05



Name	Terminal Part Number	V-Min	Name	Wire Part Number	Wire CSA	Wire Spec	Wire Material description	Wire Color Description	Wire Length	End2 Terminal Part Number	End2 Pin Name	End2 Connect or
A	-	-	LE63SC	2643720 R1	0.79	18.0	Std. Wall XLPE Primary Cable	DARK BLUE	3260.0	-	X	-
A	-	-	LD63SC	2643720 R1	0.79	18.0	Std. Wall XLPE Primary Cable	DARK BLUE	3310.0	-	X	-

Connector Name	H01-5133
Part Number	4092975C1
Instances	LT/RH/LoneStar - X15/A26 - Luggage Compartment Lights - W/ No Idle HVAC:Diagram1 LT/RH/LoneStar - X15/A26 - Luggage Compartment Lights - W/ O No Idle HVAC:Diagram1
Mates	SW-LUGGAGE_LT-2012-01-05



Name	Terminal Part Number	V-Min	Name	Wire Part Number	Wire CSA	Wire Spec	Wire Material description	Wire Color Description	Wire Length	End2 Terminal Part Number	End2 Pin Name	End2 Connect or
A	-	-	HA63SCA	2643720 R1	0.79	18.0	Std. Wall XLPE Primary Cable	DARK BLUE	3285.0	-	R2-87A	H01-500 1B

Connector Name	H01-5200-SPLR_HVAC_PANEL
Part Number	2029979C1
Instances	LT/RH/LoneStar - X15/A26 - Rear HVAC (No Idle) W/ Pre-Heat (Bergstrom Heat and Cool w/ Condensation) 2 SWITCHES Option 1:Diagram1 - Powers, Grounds & Controls LT/RH/LoneStar - X15/A26 - Rear HVAC (No Idle) W/ Pre-Heat (Bergstrom Heat and Cool w/ Condensation) 2 SWITCHES Option 2:Diagram1 - Powers, Grounds & Controls LT/RH/LoneStar - X15/A26 - Rear HVAC (No Idle) W/ Pre-Heat (Bergstrom Heat and Cool w/ Condensation) 4 SWITCHES Option 1:Diagram1 - Powers, Grounds & Controls LT/RH/LoneStar - X15/A26 - Rear HVAC (No Idle) W/ Pre-Heat (Bergstrom Heat and Cool w/ Condensation) 4 SWITCHES Option 2:Diagram1 - Powers, Grounds & Controls LT/RH/LoneStar - X15/A26 - Rear HVAC (Sleeper W/ Premium):Diagram2
Mates	MODU-SPLR_HVAC_PANEL-6002- 01-02A



Name	Terminal Part Number	V-Min	Name	Wire Part Number	Wire CSA	Wire Spec	Wire Material description	Wire Color Description	Wire Length	End2 Terminal Part Number	End2 Pin Name	End2 Connector
7	-	-	ZE75F	2643671 R1	0.79	18.0	Std. Wall XLPE Primary Cable	LIGHT GREEN	5302.0	-	A11	5205
7	-	-	BA75F	2643671 R1	0.79	18.0	Std. Wall XLPE Primary Cable	LIGHT GREEN	5302.0	-	A11	5205
7	-	-	HD75F	3510299 R1	0.79	18.0	Thin Wall XLPE Primary Cable	LIGHT GREEN	4927.0	-	24	H01-5210
8	-	-	ZE75-GA	2643674 R1	0.79	18.0	Std. Wall XLPE Primary Cable	WHITE	5302.0	-	A2	5205

Name	Terminal Part Number	V-Min	Name	Wire Part Number	Wire CSA	Wire Spec	Wire Material description	Wire Color Description	Wire Length	End2 Terminal Part Number	End2 Pin Name	End2 Connector
8	-	-	BA75-GA	2643674 R1	0.79	18.0	Std. Wall XLPE Primary Cable	WHITE	5302.0	-	A2	5205
8	-	-	HD75-GA	3510359 R1	0.79	18.0	Thin Wall XLPE Primary Cable	WHITE	4927.0	-	25	H01-5210
9	-	-	ZE75AB	3510299 R1	0.79	18.0	Thin Wall XLPE Primary Cable	LIGHT GREEN	5302.0	-	B1	5205
9	-	-	BA75AB	3510299 R1	0.79	18.0	Thin Wall XLPE Primary Cable	LIGHT GREEN	5302.0	-	B1	5205
9	-	-	HD75R	3510299 R1	0.79	18.0	Thin Wall XLPE Primary Cable	LIGHT GREEN	4927.0	-	26	H01-5210
10	-	-	ZE75AA	3510299 R1	0.79	18.0	Thin Wall XLPE Primary Cable	LIGHT GREEN	5302.0	-	B2	5205
10	-	-	BA75AA	3510299 R1	0.79	18.0	Thin Wall XLPE Primary Cable	LIGHT GREEN	5302.0	-	B2	5205
10	-	-	HD75H	3510299 R1	0.79	18.0	Thin Wall XLPE Primary Cable	LIGHT GREEN	4927.0	-	27	H01-5210

Name	Terminal Part Number	V-Min	Name	Wire Part Number	Wire CSA	Wire Spec	Wire Material description	Wire Color Description	Wire Length	End2 Terminal Part Number	End2 Pin Name	End2 Connector
11	-	-	ZE75J	3510299 R1	0.79	18.0	Thin Wall XLPE Primary Cable	LIGHT GREEN	5302.0	-	B3	5205
11	-	-	BA75J	3510299 R1	0.79	18.0	Thin Wall XLPE Primary Cable	LIGHT GREEN	5302.0	-	B3	5205
11	-	-	HD75J	3510299 R1	0.79	18.0	Thin Wall XLPE Primary Cable	LIGHT GREEN	4927.0	-	28	H01-5210
12	-	-	ZE75K	3510299 R1	0.79	18.0	Thin Wall XLPE Primary Cable	LIGHT GREEN	5302.0	-	B4	5205
12	-	-	BA75K	3510299 R1	0.79	18.0	Thin Wall XLPE Primary Cable	LIGHT GREEN	5302.0	-	B4	5205
12	-	-	HD75K	3510299 R1	0.79	18.0	Thin Wall XLPE Primary Cable	LIGHT GREEN	4927.0	-	29	H01-5210
13	-	-	ZE75L	3510299 R1	0.79	18.0	Thin Wall XLPE Primary Cable	LIGHT GREEN	5302.0	-	B5	5205
13	-	-	BA75L	3510299 R1	0.79	18.0	Thin Wall XLPE Primary Cable	LIGHT GREEN	5302.0	-	B5	5205

Name	Terminal Part Number	V-Min	Name	Wire Part Number	Wire CSA	Wire Spec	Wire Material description	Wire Color Description	Wire Length	End2 Terminal Part Number	End2 Pin Name	End2 Connector
13	-	-	HD75L	3510299 R1	0.79	18.0	Thin Wall XLPE Primary Cable	LIGHT GREEN	4927.0	-	30	H01-5210
14	-	-	ZE75M	3510299 R1	0.79	18.0	Thin Wall XLPE Primary Cable	LIGHT GREEN	5302.0	-	B6	5205
14	-	-	BA75M	3510299 R1	0.79	18.0	Thin Wall XLPE Primary Cable	LIGHT GREEN	5302.0	-	B6	5205
14	-	-	HD75M	3510299 R1	0.79	18.0	Thin Wall XLPE Primary Cable	LIGHT GREEN	4927.0	-	31	H01-5210
15	-	-	ZE75N	2643720 R1	0.79	18.0	Std. Wall XLPE Primary Cable	DARK BLUE	5302.0	-	A12	5205
15	-	-	BA75N	2643720 R1	0.79	18.0	Std. Wall XLPE Primary Cable	DARK BLUE	5302.0	-	A12	5205
15	-	-	HD75N	3510299 R1	0.79	18.0	Thin Wall XLPE Primary Cable	LIGHT GREEN	4927.0	-	32	H01-5210

Connector Name	H01-5200
Part Number	2029979C1
Instances	LT/RH/LoneStar - X15/A26 - Rear AUTO HVAC (No Idle) W/ Pre-Heat (Bergstrom Heat and Cool w/ Condensation) 2 SWITCHES:Diagram1 - Powers, Grounds & Controls LT/RH/LoneStar - X15/A26 - Rear Manual HVAC (No Idle) W/ Pre-Heat (Bergstrom Heat and Cool w/ Condensation) 2 SWITCHES:Diagram1 - Powers, Grounds & Controls LT/RH/LoneStar A26/X15 - No-Idle HVAC (Espar Airtronic, Berstrom AC, Front Auto Control head):Diagram1 - Powers, Grounds & Controls LT/RH/LoneStar A26/X15 - No-Idle HVAC (Espar Airtronic, Berstrom AC, Front Manual Control head:Diagram1 - Powers, Grounds & Controls
Mates	SW-HVAC_CTRL-6002-05-01A



Name	Terminal Part Number	V-Min	Name	Wire Part Number	Wire CSA	Wire Spec	Wire Material description	Wire Color Description	Wire Length	End2 Terminal Part Number	End2 Pin Name	End2 Connector
7	-	-	ZE75F	2643671 R1	0.79	18.0	Std. Wall XLPE Primary Cable	LIGHT GREEN	5302.0	-	A11	H01-5205
8	-	-	ZE75-GA	2643674 R1	0.79	18.0	Std. Wall XLPE Primary Cable	WHITE	5302.0	-	A2	H01-5205
9	-	-	ZE75AB	3510299 R1	0.79	18.0	Thin Wall XLPE Primary Cable	LIGHT GREEN	5302.0	-	B1	H01-5205
10	-	-	ZE75AA	3510299 R1	0.79	18.0	Thin Wall XLPE Primary Cable	LIGHT GREEN	5302.0	-	B2	H01-5205

Name	Terminal Part Number	V-Min	Name	Wire Part Number	Wire CSA	Wire Spec	Wire Material description	Wire Color Description	Wire Length	End2 Terminal Part Number	End2 Pin Name	End2 Connector
11	-	-	ZE75J	3510299 R1	0.79	18.0	Thin Wall XLPE Primary Cable	LIGHT GREEN	5302.0	-	B3	H01-5205
12	-	-	ZE75K	3510299 R1	0.79	18.0	Thin Wall XLPE Primary Cable	LIGHT GREEN	5302.0	-	B4	H01-5205
13	-	-	ZE75L	3510299 R1	0.79	18.0	Thin Wall XLPE Primary Cable	LIGHT GREEN	5302.0	-	B5	H01-5205
14	-	-	ZE75M	3510299 R1	0.79	18.0	Thin Wall XLPE Primary Cable	LIGHT GREEN	5302.0	-	B6	H01-5205
15	-	-	ZE75N	2643720 R1	0.79	18.0	Std. Wall XLPE Primary Cable	DARK BLUE	5302.0	-	A12	H01-5205

Connector Name	H01-5201
Part Number	3536187C1
Instances	LT/RH/LoneStar - X15/A26 - Rear HVAC (Sleeper W/ Deluxe):Diagram2
Mates	SW-BLOWER_SPEED_CTRL-6002- 06-01A



Name	Terminal Part Number	V-Min	Name	Wire Part Number	Wire CSA	Wire Spec	Wire Material description	Wire Color Description	Wire Length	End2 Terminal Part Number	End2 Pin Name	End2 Connect or
A	-	-	HC77TVB	2643671 R1	0.79	18.0	Std. Wall XLPE Primary Cable	LIGHT GREEN	210.0	-	X	-
B	-	-	HC77TB	3510299 R1	0.79	18.0	Thin Wall XLPE Primary Cable	LIGHT GREEN	4947.0	-	23	H01-5210
C	-	-	HC77TZB	2643671 R1	0.79	18.0	Std. Wall XLPE Primary Cable	LIGHT GREEN	335.0	-	X	-

Connector Name	H01-5202
Part Number	3599251C1
Instances	LT/RH/LoneStar - X15/A26 - Rear HVAC (Sleeper W/ Deluxe):Diagram2
Mates	SW-TEMP_CTRL-6002-06-01A



Name	Terminal Part Number	V-Min	Name	Wire Part Number	Wire CSA	Wire Spec	Wire Material description	Wire Color Description	Wire Length	End2 Terminal Part Number	End2 Pin Name	End2 Connect or
A	-	-	HC77TVT	2643671 R1	0.79	18.0	Std. Wall XLPE Primary Cable	LIGHT GREEN	220.0	-	X	-
B	-	-	HC77TT	3510299 R1	0.79	18.0	Thin Wall XLPE Primary Cable	LIGHT GREEN	4887.0	-	21	H01-5210
C	-	-	HC77TZT	2643671 R1	0.79	18.0	Std. Wall XLPE Primary Cable	LIGHT GREEN	275.0	-	X	-

Connector Name	H01-5205
Part Number	3544870C1
Instances	LT/RH/LoneStar - X15/A26 - Rear AUTO HVAC (No Idle) W/ Pre-Heat (Bergstrom Heat and Cool w/ Condensation) 2 SWITCHES:Diagram1 - Powers, Grounds & Controls LT/RH/LoneStar - X15/A26 - Rear AUTO HVAC (No Idle) W/ Pre-Heat (Bergstrom Heat and Cool w/ Condensation) 2 SWITCHES:Diagram2 - No Idle Switching LT/RH/LoneStar - X15/A26 - Rear AUTO HVAC (No Idle) W/ Pre-Heat (Bergstrom Heat and Cool w/ Condensation) 2 SWITCHES:Diagram3 - Espar Circuit LT/RH/LoneStar - X15/A26 - Rear Manual HVAC (No Idle) W/ Pre-Heat (Bergstrom Heat and Cool w/ Condensation) 2 SWITCHES:Diagram1 - Powers, Grounds & Controls LT/RH/LoneStar - X15/A26 - Rear Manual HVAC (No Idle) W/ Pre-Heat (Bergstrom Heat and Cool w/ Condensation) 2 SWITCHES:Diagram2 - No Idle Switching LT/RH/LoneStar - X15/A26 - Rear Manual HVAC (No Idle) W/ Pre-Heat (Bergstrom Heat and Cool w/ Condensation) 2 SWITCHES:Diagram3 - Espar Circuit LT/RH/LoneStar A26/X15 - No-Idle HVAC (Espar Airtronic, Berstrom AC, Front Auto Control head):Diagram1 - Powers, Grounds & Controls LT/RH/LoneStar A26/X15 - No-Idle HVAC (Espar Airtronic, Berstrom AC, Front Auto Control head):Diagram2 - No Idle Switching LT/RH/LoneStar A26/X15 - No-Idle HVAC (Espar Airtronic, Berstrom AC, Front Manual Control head:Diagram1 - Powers, Grounds & Controls LT/RH/LoneStar A26/X15 - No-Idle HVAC (Espar Airtronic, Berstrom AC, Front Manual Control head:Diagram2 - No Idle Switching
Mates	MODU-BERG_NO-IDLE-6002-01- 02 Bergstrom Aux HVAC

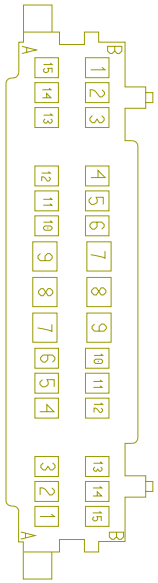

Name	Terminal Part Number	V-Min	Name	Wire Part Number	Wire CSA	Wire Spec	Wire Material description	Wire Color Description	Wire Length	End2 Terminal Part Number	End2 Pin Name	End2 Connect or
A1	-	-	BF75AR	2643671 R1	0.79	18.0	Std. Wall XLPE Primary Cable	LIGHT GREEN	5202.0	-	C	5220

Name	Terminal Part Number	V-Min	Name	Wire Part Number	Wire CSA	Wire Spec	Wire Material description	Wire Color Description	Wire Length	End2 Terminal Part Number	End2 Pin Name	End2 Connect or
A1	-	-	BD75ARB	2643671 R1	0.79	18.0	Std. Wall XLPE Primary Cable	LIGHT GREEN	3802.0	-	X	-
A1	-	-	ZE75AR	2643671 R1	0.79	18.0	Std. Wall XLPE Primary Cable	LIGHT GREEN	5202.0	-	C	5220
A2	-	-	ZE75-GA	2643674 R1	0.79	18.0	Std. Wall XLPE Primary Cable	WHITE	5302.0	-	8	H01-5200
A3	-	-	ZE75AJ	2643671 R1	0.79	18.0	Std. Wall XLPE Primary Cable	LIGHT GREEN	550.0	-	X	-
A4	-	-	ZE75X	2643671 R1	0.79	18.0	Std. Wall XLPE Primary Cable	LIGHT GREEN	4422.0	-	29	5000
A7	-	-	ZE14HA	2643695 R1	3.01	12.0	Std. Wall XLPE Primary Cable	RED	600.0	-	C	100A
A8	-	-	ZE14HB	2643695 R1	3.01	12.0	Std. Wall XLPE Primary Cable	RED	600.0	-	D	100A
A9	-	-	MF104	2643695 R1	3.01	12.0	Std. Wall XLPE Primary Cable	RED	600.0	-	A	100B

Name	Terminal Part Number	V-Min	Name	Wire Part Number	Wire CSA	Wire Spec	Wire Material description	Wire Color Description	Wire Length	End2 Terminal Part Number	End2 Pin Name	End2 Connector
A11	-	-	ZE75F	2643671 R1	0.79	18.0	Std. Wall XLPE Primary Cable	LIGHT GREEN	5302.0	-	7	H01-5200
A12	-	-	ZE75N	2643720 R1	0.79	18.0	Std. Wall XLPE Primary Cable	DARK BLUE	5302.0	-	15	H01-5200
B1	-	-	ZE75AB	3510299 R1	0.79	18.0	Thin Wall XLPE Primary Cable	LIGHT GREEN	5302.0	-	9	H01-5200
B2	-	-	ZE75AA	3510299 R1	0.79	18.0	Thin Wall XLPE Primary Cable	LIGHT GREEN	5302.0	-	10	H01-5200
B3	-	-	ZE75J	3510299 R1	0.79	18.0	Thin Wall XLPE Primary Cable	LIGHT GREEN	5302.0	-	11	H01-5200
B4	-	-	ZE75K	3510299 R1	0.79	18.0	Thin Wall XLPE Primary Cable	LIGHT GREEN	5302.0	-	12	H01-5200
B5	-	-	ZE75L	3510299 R1	0.79	18.0	Thin Wall XLPE Primary Cable	LIGHT GREEN	5302.0	-	13	H01-5200
B6	-	-	ZE75M	3510299 R1	0.79	18.0	Thin Wall XLPE Primary Cable	LIGHT GREEN	5302.0	-	14	H01-5200

Name	Terminal Part Number	V-Min	Name	Wire Part Number	Wire CSA	Wire Spec	Wire Material description	Wire Color Description	Wire Length	End2 Terminal Part Number	End2 Pin Name	End2 Connector
B7	-	-	ZE75-GBA	2643787 R1	3.01	12.0	Std. Wall XLPE Primary Cable	WHITE	600.0	-	A	100A
B8	-	-	ZE75-GBB	2643787 R1	3.01	12.0	Std. Wall XLPE Primary Cable	WHITE	600.0	-	B	100A
B9	-	-	MF104-G	2643787 R1	3.01	12.0	Std. Wall XLPE Primary Cable	WHITE	600.0	-	B	100B
B12	-	-	BF77NF	3510299 R1	0.79	18.0	Thin Wall XLPE Primary Cable	LIGHT GREEN	5177.0	-	B	5230
B12	-	-	BD77NFB	3510299 R1	0.79	18.0	Thin Wall XLPE Primary Cable	LIGHT GREEN	3862.0	-	X	-
B12	-	-	ZE77NF	3510299 R1	0.79	18.0	Thin Wall XLPE Primary Cable	LIGHT GREEN	5227.0	-	B	5230A
B13	-	-	ZE77NE	3510299 R1	0.79	18.0	Thin Wall XLPE Primary Cable	LIGHT GREEN	5227.0	-	A	5230A
B14	-	-	BD75AGB	3510299 R1	0.79	18.0	Thin Wall XLPE Primary Cable	LIGHT GREEN	3772.0	-	X	-

Name	Terminal Part Number	V-Min	Name	Wire Part Number	Wire CSA	Wire Spec	Wire Material description	Wire Color Description	Wire Length	End2 Terminal Part Number	End2 Pin Name	End2 Connector
B14	-	-	ZE75AG	3510299 R1	0.79	18.0	Thin Wall XLPE Primary Cable	LIGHT GREEN	5202.0	-	A	5220
B15	-	-	BD75AFB	3510299 R1	0.79	18.0	Thin Wall XLPE Primary Cable	LIGHT GREEN	3742.0	-	X	-
B15	-	-	BF75AF	3510299 R1	0.79	18.0	Thin Wall XLPE Primary Cable	LIGHT GREEN	5202.0	-	B	5220

Connector Name	H01-5210
Part Number	3548957C91
Instances	LT/RH/LoneStar - X15/A26 - Rear HVAC (Sleeper W/ Deluxe):Diagram1 LT/RH/LoneStar - X15/A26 - Rear HVAC (Sleeper W/ Deluxe):Diagram2 LT/RH/LoneStar - X15/A26 - Rear HVAC (Sleeper W/ Premium):Diagram1 LT/RH/LoneStar - X15/A26 - Rear HVAC (Sleeper W/ Premium):Diagram2
Mates	MODU-HVAC_BEHR_STD-6002-05 -01A

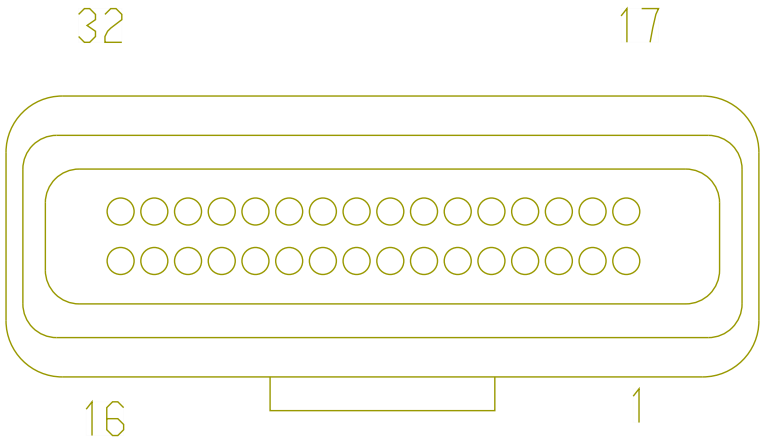

Name	Terminal Part Number	V-Min	Name	Wire Part Number	Wire CSA	Wire Spec	Wire Material description	Wire Color Description	Wire Length	End2 Terminal Part Number	End2 Pin Name	End2 Connector
3	-	-	HG12B	3510347 R1	0.79	18.0	Thin Wall XLPE Primary Cable	VIOLET	3257.0	-	-	-
4	-	-	HG75-GBB	3510299 R1	0.79	18.0	Thin Wall XLPE Primary Cable	LIGHT GREEN	3237.0	-	-	-
5	-	-	HG75CB	3510299 R1	0.79	18.0	Thin Wall XLPE Primary Cable	LIGHT GREEN	435.0	-	3	H01-5214
7	-	-	HG77TFA	3510299 R1	0.79	18.0	Thin Wall XLPE Primary Cable	LIGHT GREEN	635.0	-	10	H01-5212

Name	Terminal Part Number	V-Min	Name	Wire Part Number	Wire CSA	Wire Spec	Wire Material description	Wire Color Description	Wire Length	End2 Terminal Part Number	End2 Pin Name	End2 Connector
8	-	-	HG77TF	3510299 R1	0.79	18.0	Thin Wall XLPE Primary Cable	LIGHT GREEN	635.0	-	9	H01-5212
9	-	-	HG77TFB	3510299 R1	0.79	18.0	Thin Wall XLPE Primary Cable	LIGHT GREEN	635.0	-	7	H01-5212
10	-	-	HG77TMB	3510299 R1	0.79	18.0	Thin Wall XLPE Primary Cable	LIGHT GREEN	635.0	-	6	H01-5212
11	-	-	HG77TMA	3510299 R1	0.79	18.0	Thin Wall XLPE Primary Cable	LIGHT GREEN	635.0	-	5	H01-5212
12	-	-	HG77TSB	3510298 R1	0.53	20.0	Thin Wall XLPE Primary Cable	LIGHT GREEN	1415.0	-	2	H01-5213
13	-	-	HG77TSA	3510298 R1	0.53	20.0	Thin Wall XLPE Primary Cable	LIGHT GREEN	1415.0	-	1	H01-5213
15	-	-	-	-	-	-	-	-	-	-	-	-
16	-	-	-	-	-	-	-	-	-	-	-	-
17	-	-	HG62AH	3510353 R1	0.79	18.0	Thin Wall XLPE Primary Cable	DARK BLUE	275.0	-	X	-
18	-	-	HC77TV	3510299 R1	0.79	18.0	Thin Wall XLPE Primary Cable	LIGHT GREEN	4737.0	-	X	-

Name	Terminal Part Number	V-Min	Name	Wire Part Number	Wire CSA	Wire Spec	Wire Material description	Wire Color Description	Wire Length	End2 Terminal Part Number	End2 Pin Name	End2 Connector
19	-	-	HC77TZ	3510299 R1	0.79	18.0	Thin Wall XLPE Primary Cable	LIGHT GREEN	4612.0	-	X	-
21	-	-	HC77TT	3510299 R1	0.79	18.0	Thin Wall XLPE Primary Cable	LIGHT GREEN	4887.0	-	B	H01-5202
23	-	-	HC77TB	3510299 R1	0.79	18.0	Thin Wall XLPE Primary Cable	LIGHT GREEN	4947.0	-	B	H01-5201
24	-	-	HD75F	3510299 R1	0.79	18.0	Thin Wall XLPE Primary Cable	LIGHT GREEN	4927.0	-	7	H01-5200-SPLR_HVAC_PANEL
25	-	-	HD75-GA	3510359 R1	0.79	18.0	Thin Wall XLPE Primary Cable	WHITE	4927.0	-	8	H01-5200-SPLR_HVAC_PANEL
26	-	-	HD75R	3510299 R1	0.79	18.0	Thin Wall XLPE Primary Cable	LIGHT GREEN	4927.0	-	9	H01-5200-SPLR_HVAC_PANEL
27	-	-	HD75H	3510299 R1	0.79	18.0	Thin Wall XLPE Primary Cable	LIGHT GREEN	4927.0	-	10	H01-5200-SPLR_HVAC_PANEL
28	-	-	HD75J	3510299 R1	0.79	18.0	Thin Wall XLPE Primary Cable	LIGHT GREEN	4927.0	-	11	H01-5200-SPLR_HVAC_PANEL

Name	Terminal Part Number	V-Min	Name	Wire Part Number	Wire CSA	Wire Spec	Wire Material description	Wire Color Description	Wire Length	End2 Terminal Part Number	End2 Pin Name	End2 Connector
29	-	-	HD75K	3510299 R1	0.79	18.0	Thin Wall XLPE Primary Cable	LIGHT GREEN	4927.0	-	12	H01-5200-SPLR_HVAC_PANEL
30	-	-	HD75L	3510299 R1	0.79	18.0	Thin Wall XLPE Primary Cable	LIGHT GREEN	4927.0	-	13	H01-5200-SPLR_HVAC_PANEL
31	-	-	HD75M	3510299 R1	0.79	18.0	Thin Wall XLPE Primary Cable	LIGHT GREEN	4927.0	-	14	H01-5200-SPLR_HVAC_PANEL
32	-	-	HD75N	3510299 R1	0.79	18.0	Thin Wall XLPE Primary Cable	LIGHT GREEN	4927.0	-	15	H01-5200-SPLR_HVAC_PANEL

Connector Name	H01-5212
Part Number	3522071C1
Instances	LT/RH/LoneStar - X15/A26 - Rear HVAC (Sleeper W/ Deluxe):Diagram2 LT/RH/LoneStar - X15/A26 - Rear HVAC (Sleeper W/ Premium):Diagram2
Mates	BLENDER-BEHR-01

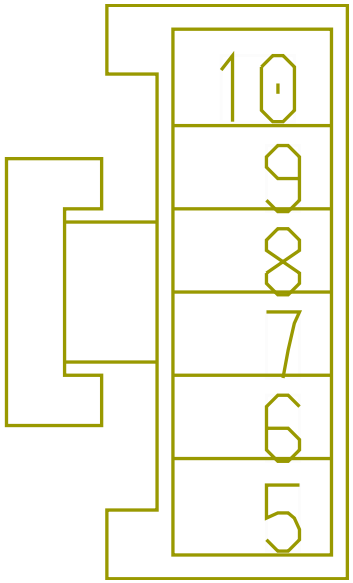

Name	Terminal Part Number	V-Min	Name	Wire Part Number	Wire CSA	Wire Spec	Wire Material description	Wire Color Description	Wire Length	End2 Terminal Part Number	End2 Pin Name	End2 Connector
5	-	-	HG77TMA	3510299 R1	0.79	18.0	Thin Wall XLPE Primary Cable	LIGHT GREEN	635.0	-	11	H01-5210
6	-	-	HG77TMB	3510299 R1	0.79	18.0	Thin Wall XLPE Primary Cable	LIGHT GREEN	635.0	-	10	H01-5210
7	-	-	HG77TFB	3510299 R1	0.79	18.0	Thin Wall XLPE Primary Cable	LIGHT GREEN	635.0	-	9	H01-5210
9	-	-	HG77TF	3510299 R1	0.79	18.0	Thin Wall XLPE Primary Cable	LIGHT GREEN	635.0	-	8	H01-5210

Name	Terminal Part Number	V-Min	Name	Wire Part Number	Wire CSA	Wire Spec	Wire Material description	Wire Color Description	Wire Length	End2 Terminal Part Number	End2 Pin Name	End2 Connector
10	-	-	HG77TFA	3510299 R1	0.79	18.0	Thin Wall XLPE Primary Cable	LIGHT GREEN	635.0	-	7	H01-5210

Connector Name	H01-5213
Part Number	3602659C1
Instances	LT/RH/LoneStar - X15/A26 - Rear HVAC (Sleeper W/ Deluxe):Diagram1 LT/RH/LoneStar - X15/A26 - Rear HVAC (Sleeper W/ Premium):Diagram1
Mates	SNSR-TEMP-6002-05-01A

Name	Terminal Part Number	V-Min	Name	Wire Part Number	Wire CSA	Wire Spec	Wire Material description	Wire Color Description	Wire Length	End2 Terminal Part Number	End2 Pin Name	End2 Connect or
1	-	-	HG77TSA	3510298 R1	0.53	20.0	Thin Wall XLPE Primary Cable	LIGHT GREEN	1415.0	-	13	H01-5210
2	-	-	HG77TSB	3510298 R1	0.53	20.0	Thin Wall XLPE Primary Cable	LIGHT GREEN	1415.0	-	12	H01-5210

Connector Name	H01-5214
Part Number	3627940C1
Instances	LT/RH/LoneStar - X15/A26 - Rear HVAC (Sleeper W/ Deluxe):Diagram1 LT/RH/LoneStar - X15/A26 - Rear HVAC (Sleeper W/ Premium):Diagram1
Mates	DEV-BLOWER_LPM-01

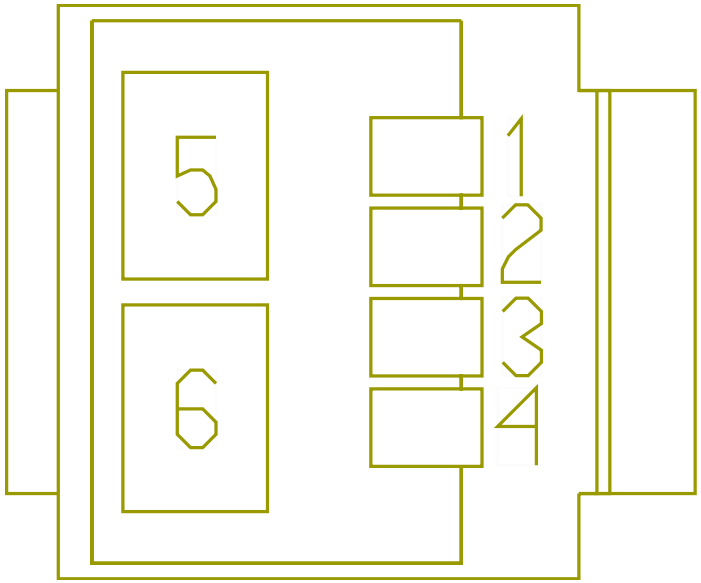

Name	Terminal Part Number	V-Min	Name	Wire Part Number	Wire CSA	Wire Spec	Wire Material description	Wire Color Description	Wire Length	End2 Terminal Part Number	End2 Pin Name	End2 Connector
3	-	-	HG75CB	3510299 R1	0.79	18.0	Thin Wall XLPE Primary Cable	LIGHT GREEN	435.0	-	5	H01-5210
5	-	-	ZP11-GSM	2643787 R1	3.01	12.0	Std. Wall XLPE Primary Cable	WHITE	3472.0	-	-	-
6	-	-	HG75C	2643753 R1	3.01	12.0	Std. Wall XLPE Primary Cable	LIGHT GREEN	3542.0	-	-	-

Connector Name	H01-5218A
Part Number	3602659C1
Instances	LT/RH/LoneStar X15 - Auto Start Stop with Sleeper Auto Climate / Cab Temp with Oil Temp Sensor Auto Trans:Diagram1 LT/RH/LoneStar X15 - Auto Start Stop with Sleeper Auto Climate / Cab Temp with Oil Temp Sensor Manual Trans:Diagram1
Mates	SNSR-CAB_TEMP-01

Name	Terminal Part Number	V-Min	Name	Wire Part Number	Wire CSA	Wire Spec	Wire Material description	Wire Color Description	Wire Length	End2 Terminal Part Number	End2 Pin Name	End2 Connect or
1	-	-	ZF77A	3510298 R1	0.53	20.0	Thin Wall XLPE Primary Cable	LIGHT GREEN	3952.0	-	28	5000
2	-	-	ZF77B	3510298 R1	0.53	20.0	Thin Wall XLPE Primary Cable	LIGHT GREEN	3952.0	-	29	5000

Connector Name	H01-5236
Part Number	3540613C1
Instances	LT/RH/LoneStar - X15/A26 - Rear HVAC (No Idle Heater) (Webasto Std N/Swift) N/ Heat Swtich:Diagram1 LT/RH/LoneStar - X15/A26 - Rear HVAC (No Idle Heater) (Webasto Std W/Swift) N/ Heat Switch:Diagram1
Mates	MODU-WEBASTO-HTR-H02-5236

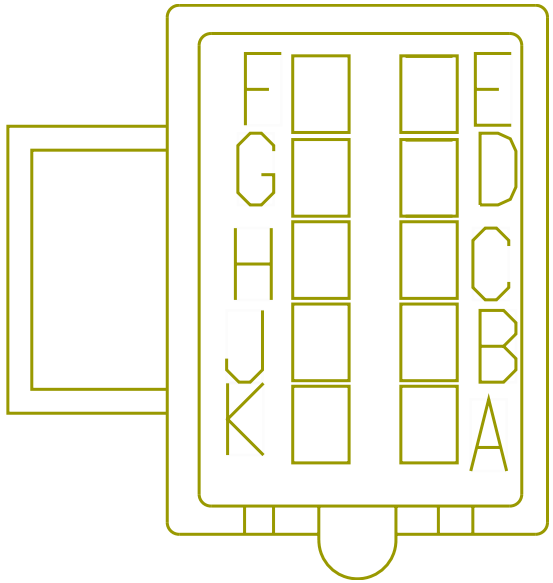

Name	Terminal Part Number	V-Min	Name	Wire Part Number	Wire CSA	Wire Spec	Wire Material description	Wire Color Description	Wire Length	End2 Terminal Part Number	End2 Pin Name	End2 Connect or
A	-	-	GS75WA	2643760 R1	1.16	16.0	Std. Wall XLPE Primary Cable	RED	1335.0	-	-	-
B	-	-	MJ75WG	2643674 R1	0.79	18.0	Std. Wall XLPE Primary Cable	WHITE	800.0	-	X	-
C	-	-	GX75WB	3510365 R1	0.79	18.0	Thin Wall XLPE Primary Cable	RED	1365.0	-	-	-
D	-	-	GS75WP	2643671 R1	0.79	18.0	Std. Wall XLPE Primary Cable	LIGHT GREEN	2125.0	-	26	5000

Name	Terminal Part Number	V-Min	Name	Wire Part Number	Wire CSA	Wire Spec	Wire Material description	Wire Color Description	Wire Length	End2 Terminal Part Number	End2 Pin Name	End2 Connect or
E	-	-	GS75WC	3510299 R1	0.79	18.0	Thin Wall XLPE Primary Cable	LIGHT GREEN	2880.0	-	A	5230
F	-	-	GS75WDA	3510299 R1	0.79	18.0	Thin Wall XLPE Primary Cable	LIGHT GREEN	1310.0	-	X	-
G	-	-	GS75WE	3510299 R1	0.79	18.0	Thin Wall XLPE Primary Cable	LIGHT GREEN	2880.0	-	C	5230
H	-	-	GS75WF	3510299 R1	0.79	18.0	Thin Wall XLPE Primary Cable	LIGHT GREEN	2880.0	-	D	5230

Connector Name	H01-5237
Part Number	3598711C1
Instances	LT/RH/LoneStar - X15/A26 - Rear HVAC (No Idle Heater) (Webasto Smartemp):Diagram1
Mates	HTR_WEBASTO_SMART-6002-04- 01A

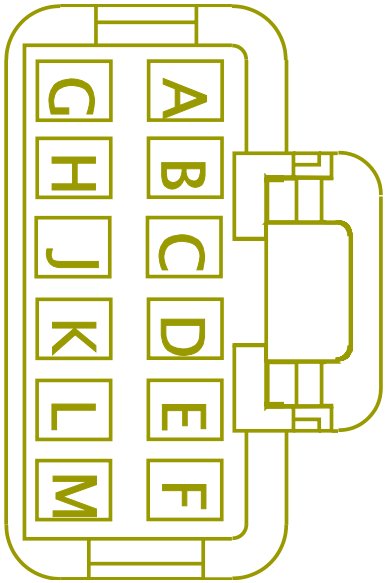

Name	Terminal Part Number	V-Min	Name	Wire Part Number	Wire CSA	Wire Spec	Wire Material description	Wire Color Description	Wire Length	End2 Terminal Part Number	End2 Pin Name	End2 Connector
A	-	-	ZC75WA	2643760 R1	1.16	16.0	Std. Wall XLPE Primary Cable	RED	1335.0	-	-	-
B	-	-	ZC75-GA	2643681 R1	1.16	16.0	Std. Wall XLPE Primary Cable	WHITE	1315.0	-	-	-
C	-	-	ZC75WK	3510299 R1	0.79	18.0	Thin Wall XLPE Primary Cable	LIGHT GREEN	2880.0	-	F	5231
D	-	-	ZC75WP	2643671 R1	0.79	18.0	Std. Wall XLPE Primary Cable	LIGHT GREEN	2125.0	-	26	5000

Name	Terminal Part Number	V-Min	Name	Wire Part Number	Wire CSA	Wire Spec	Wire Material description	Wire Color Description	Wire Length	End2 Terminal Part Number	End2 Pin Name	End2 Connect or
E	-	-	ZC75WFA	2643761 R1	0.53	20.0	Std. Wall XLPE Primary Cable	LIGHT GREEN	2880.0	-	A	5231
F	-	-	ZC75WD	2643758 R1	0.53	20.0	Std. Wall XLPE Primary Cable	RED	1310.0	-	X	-
G	-	-	ZC75WC	2643762 R1	0.53	20.0	Std. Wall XLPE Primary Cable	BROWN	2880.0	-	C	5231
H	-	-	ZC75WE	2643771 R1	0.53	20.0	Std. Wall XLPE Primary Cable	DARK BLUE	2880.0	-	E	5231
J	-	-	ZC75WG	2643763 R1	0.53	20.0	Std. Wall XLPE Primary Cable	GREY	2880.0	-	G	5231
K	-	-	ZC75WJ	2643758 R1	0.53	20.0	Std. Wall XLPE Primary Cable	RED	2880.0	-	D	5231
L	-	-	ZC75WF	2643768 R1	0.53	20.0	Std. Wall XLPE Primary Cable	YELLOW 2	2880.0	-	H	5231

Connector Name	H01-5238
Part Number	3540613C1
Instances	LT/RH/LoneStar - X15/A26 - Rear AUTO HVAC (No Idle) W/ Pre-Heat (Bergstrom Heat and Cool w/ Condensation) 2 SWITCHES:Diagram3 - Espar Circuit LT/RH/LoneStar - X15/A26 - Rear HVAC (No Idle Heater) (Espar) Option 1:Diagram1 LT/RH/LoneStar - X15/A26 - Rear HVAC (No Idle Heater) (Espar) Option 2:Diagram1 LT/RH/LoneStar - X15/A26 - Rear Manual HVAC (No Idle) W/ Pre-Heat (Bergstrom Heat and Cool w/ Condensation) 2 SWITCHES:Diagram3 - Espar Circuit LT/RH/LoneStar A26/X15 - No-Idle HVAC (Espar Airtronic, Berstrom AC, Front Auto Control head):Diagram3 - Espar Circuit LT/RH/LoneStar A26/X15 - No-Idle HVAC (Espar Airtronic, Berstrom AC, Front Manual Control head:Diagram3 - Espar Circuit
Mates	HTR-NO_IDLE-ESPAR-6002-02- 01A

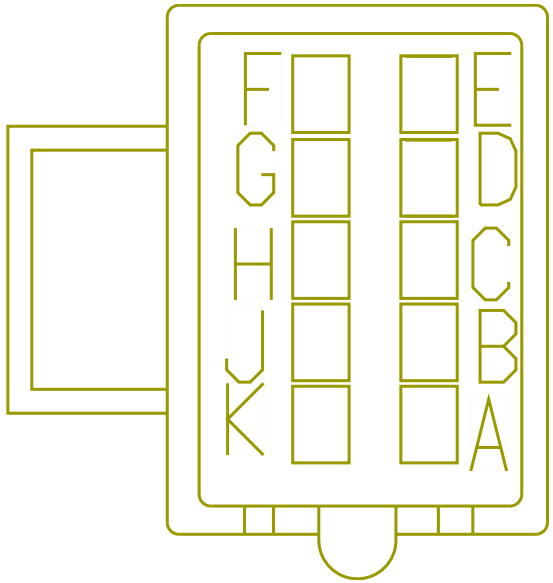

Name	Terminal Part Number	V-Min	Name	Wire Part Number	Wire CSA	Wire Spec	Wire Material description	Wire Color Description	Wire Length	End2 Terminal Part Number	End2 Pin Name	End2 Connect or
A	-	-	ZE75WA	2643760 R1	1.16	16.0	Std. Wall XLPE Primary Cable	RED	1335.0	-	-	-
A	-	-	GV75WA	2643760 R1	1.16	16.0	Std. Wall XLPE Primary Cable	RED	1335.0	-	-	-
B	-	-	ZE75WG	2643674 R1	0.79	18.0	Std. Wall XLPE Primary Cable	WHITE	1215.0	-	X	-
B	-	-	MK75WG	2643674 R1	0.79	18.0	Std. Wall XLPE Primary Cable	WHITE	1315.0	-	-	-

Name	Terminal Part Number	V-Min	Name	Wire Part Number	Wire CSA	Wire Spec	Wire Material description	Wire Color Description	Wire Length	End2 Terminal Part Number	End2 Pin Name	End2 Connector
B	-	-	ZG75WG	2643674 R1	0.79	18.0	Std. Wall XLPE Primary Cable	WHITE	1215.0	-	X	-
C	-	-	ZE75WB	3510365 R1	0.79	18.0	Thin Wall XLPE Primary Cable	RED	1365.0	-	-	-
C	-	-	GV75WB	3510365 R1	0.79	18.0	Thin Wall XLPE Primary Cable	RED	1365.0	-	-	-
D	-	-	ZE75WP	3510299 R1	0.79	18.0	Thin Wall XLPE Primary Cable	LIGHT GREEN	2125.0	-	26	5000
D	-	-	GV75WP	3510299 R1	0.79	18.0	Thin Wall XLPE Primary Cable	LIGHT GREEN	2125.0	-	26	5000
D	-	-	ZG75WP	3510299 R1	0.79	18.0	Thin Wall XLPE Primary Cable	LIGHT GREEN	2125.0	-	26	5000
E	-	-	ZE75WC	3510299 R1	0.79	18.0	Thin Wall XLPE Primary Cable	LIGHT GREEN	2880.0	-	A	5230
E	-	-	ZG75WC	3510299 R1	0.79	18.0	Thin Wall XLPE Primary Cable	LIGHT GREEN	2880.0	-	A	5230

Name	Terminal Part Number	V-Min	Name	Wire Part Number	Wire CSA	Wire Spec	Wire Material description	Wire Color Description	Wire Length	End2 Terminal Part Number	End2 Pin Name	End2 Connector
F	-	-	ZE75WDA	3510299 R1	0.79	18.0	Thin Wall XLPE Primary Cable	LIGHT GREEN	590.0	-	X	-
F	-	-	GV75WDA	3510299 R1	0.79	18.0	Thin Wall XLPE Primary Cable	LIGHT GREEN	1310.0	-	X	-
F	-	-	ZG75WDA	2643671 R1	0.79	18.0	Std. Wall XLPE Primary Cable	LIGHT GREEN	1595.0	-	X	-
G	-	-	ZE75WE	3510299 R1	0.79	18.0	Thin Wall XLPE Primary Cable	LIGHT GREEN	2880.0	-	C	5230
G	-	-	ZG75WE	3510299 R1	0.79	18.0	Thin Wall XLPE Primary Cable	LIGHT GREEN	2880.0	-	C	5230
H	-	-	ZE75WF	3510299 R1	0.79	18.0	Thin Wall XLPE Primary Cable	LIGHT GREEN	2880.0	-	D	5230
H	-	-	GV75WF	3510299 R1	0.79	18.0	Thin Wall XLPE Primary Cable	LIGHT GREEN	2880.0	-	D	5230
J	-	-	ZE75WJ	3510359 R1	0.79	18.0	Thin Wall XLPE Primary Cable	WHITE	2880.0	-	E	5230

Name	Terminal Part Number	V-Min	Name	Wire Part Number	Wire CSA	Wire Spec	Wire Material description	Wire Color Description	Wire Length	End2 Terminal Part Number	End2 Pin Name	End2 Connect or
J	-	-	MK75WJ	3510359 R1	0.79	18.0	Thin Wall XLPE Primary Cable	WHITE	2880.0	-	E	5230
K	-	-	ZE75WK	3510299 R1	0.79	18.0	Thin Wall XLPE Primary Cable	LIGHT GREEN	2880.0	-	F	5230
K	-	-	GV75WK	3510299 R1	0.79	18.0	Thin Wall XLPE Primary Cable	LIGHT GREEN	2880.0	-	F	5230

Connector Name	H01-5312
Part Number	3663001C1
Instances	LT/RH LoneStar - X15/A26 - Speakers:Speakers N/BT W/AMP N/QC:Diagram1 LT/RH LoneStar - X15/A26 - Speakers:Speakers W/BT W/AMP N/QC:Diagram1
Mates	MODU-AMPLIFIER-2058-01A

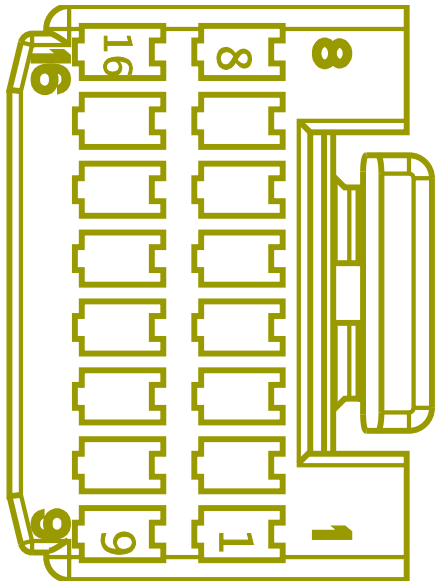

Name	Terminal Part Number	V-Min	Name	Wire Part Number	Wire CSA	Wire Spec	Wire Material description	Wire Color Description	Wire Length	End2 Terminal Part Number	End2 Pin Name	End2 Connect or
1	-	-	HH86AH	2643671 R1	0.79	18.0	Std. Wall XLPE Primary Cable	LIGHT GREEN	1520.0	-	15	5000
2	-	-	HH86AK	2643671 R1	0.79	18.0	Std. Wall XLPE Primary Cable	LIGHT GREEN	1520.0	-	13	5000
4	-	-	HH86AC	2643671 R1	0.79	18.0	Std. Wall XLPE Primary Cable	LIGHT GREEN	1520.0	-	17	5000
5	-	-	HH86BBP	2643671 R1	0.79	18.0	Std. Wall XLPE Primary Cable	LIGHT GREEN	2310.0	-	A	5300

Name	Terminal Part Number	V-Min	Name	Wire Part Number	Wire CSA	Wire Spec	Wire Material description	Wire Color Description	Wire Length	End2 Terminal Part Number	End2 Pin Name	End2 Connect or
6	-	-	HH86DBP	2643671 R1	0.79	18.0	Std. Wall XLPE Primary Cable	LIGHT GREEN	2310.0	-	C	5300
9	-	-	HH86AJ	2643671 R1	0.79	18.0	Std. Wall XLPE Primary Cable	LIGHT GREEN	1520.0	-	16	5000
10	-	-	HH86AL	2643671 R1	0.79	18.0	Std. Wall XLPE Primary Cable	LIGHT GREEN	1520.0	-	14	5000
13	-	-	HH86CBP	2643671 R1	0.79	18.0	Std. Wall XLPE Primary Cable	LIGHT GREEN	2310.0	-	B	5300
14	-	-	HH86EBP	2643671 R1	0.79	18.0	Std. Wall XLPE Primary Cable	LIGHT GREEN	2310.0	-	D	5300

Connector Name	H01-5313
Part Number	3663000C1
Instances	LT/RH LoneStar - X15/A26 - Speakers:Speakers N/BT W/AMP N/QC:Diagram1 LT/RH LoneStar - X15/A26 - Speakers:Speakers W/BT W/AMP N/QC:Diagram1
Mates	MODU-AMPLIFIER-2058-01A

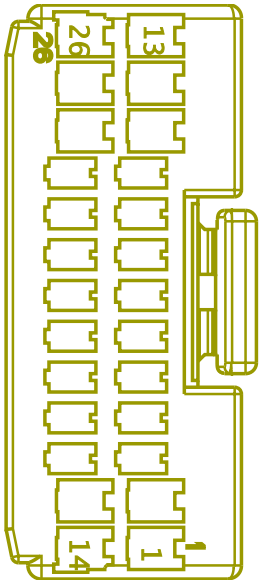

Name	Terminal Part Number	V-Min	Name	Wire Part Number	Wire CSA	Wire Spec	Wire Material description	Wire Color Description	Wire Length	End2 Terminal Part Number	End2 Pin Name	End2 Connect or
1	-	-	HH86DBA	2643671 R1	0.79	18.0	Std. Wall XLPE Primary Cable	LIGHT GREEN	200.0	-	1	H01-5314
2	-	-	HH86BBA	2643671 R1	0.79	18.0	Std. Wall XLPE Primary Cable	LIGHT GREEN	200.0	-	2	H01-5314
3	-	-	JT86AR	2643671 R1	0.79	18.0	Std. Wall XLPE Primary Cable	LIGHT GREEN	1595.0	-	F	5011F
4	-	-	JT86AT	2643671 R1	0.79	18.0	Std. Wall XLPE Primary Cable	LIGHT GREEN	1595.0	-	H	5011F

Name	Terminal Part Number	V-Min	Name	Wire Part Number	Wire CSA	Wire Spec	Wire Material description	Wire Color Description	Wire Length	End2 Terminal Part Number	End2 Pin Name	End2 Connector
6	-	-	HH86AA	2643671 R1	0.79	18.0	Std. Wall XLPE Primary Cable	LIGHT GREEN	1520.0	-	8	5000
7	-	-	HH86DB	2643671 R1	0.79	18.0	Std. Wall XLPE Primary Cable	LIGHT GREEN	1520.0	-	5	5000
8	-	-	HH86BB	2643671 R1	0.79	18.0	Std. Wall XLPE Primary Cable	LIGHT GREEN	1520.0	-	34	5000
9	-	-	HH86K	2643671 R1	0.79	18.0	Std. Wall XLPE Primary Cable	LIGHT GREEN	1520.0	-	11	5000
10	-	-	HH86H	2643671 R1	0.79	18.0	Std. Wall XLPE Primary Cable	LIGHT GREEN	1520.0	-	23	5000
11	-	-	HH86APX	2643671 R1	0.79	18.0	Std. Wall XLPE Primary Cable	LIGHT GREEN	145.0	-	X	-
12	-	-	HH86APY	2643671 R1	0.79	18.0	Std. Wall XLPE Primary Cable	LIGHT GREEN	145.0	-	X	-
13	-	-	HH86APZ	2643671 R1	0.79	18.0	Std. Wall XLPE Primary Cable	LIGHT GREEN	145.0	-	X	-

Name	Terminal Part Number	V-Min	Name	Wire Part Number	Wire CSA	Wire Spec	Wire Material description	Wire Color Description	Wire Length	End2 Terminal Part Number	End2 Pin Name	End2 Connector
14	-	-	HH86CBA	2643671 R1	0.79	18.0	Std. Wall XLPE Primary Cable	LIGHT GREEN	200.0	-	3	H01-5314
15	-	-	HH86EBA	2643671 R1	0.79	18.0	Std. Wall XLPE Primary Cable	LIGHT GREEN	200.0	-	4	H01-5314
16	-	-	JT86AS	2643671 R1	0.79	18.0	Std. Wall XLPE Primary Cable	LIGHT GREEN	1595.0	-	G	5011F
17	-	-	JT86AU	2643671 R1	0.79	18.0	Std. Wall XLPE Primary Cable	LIGHT GREEN	1595.0	-	J	5011F
20	-	-	HH86EB	2643671 R1	0.79	18.0	Std. Wall XLPE Primary Cable	LIGHT GREEN	1520.0	-	6	5000
21	-	-	HH86CB	2643671 R1	0.79	18.0	Std. Wall XLPE Primary Cable	LIGHT GREEN	1520.0	-	25	5000
22	-	-	HH86L	2643671 R1	0.79	18.0	Std. Wall XLPE Primary Cable	LIGHT GREEN	1520.0	-	12	5000
23	-	-	HH86J	2643671 R1	0.79	18.0	Std. Wall XLPE Primary Cable	LIGHT GREEN	1520.0	-	24	5000

Name	Terminal Part Number	V-Min	Name	Wire Part Number	Wire CSA	Wire Spec	Wire Material description	Wire Color Description	Wire Length	End2 Terminal Part Number	End2 Pin Name	End2 Connector
24	-	-	HH86-GHX	2643671 R1	0.79	18.0	Std. Wall XLPE Primary Cable	LIGHT GREEN	170.0	-	X	-
25	-	-	HH86-GHY	2643671 R1	0.79	18.0	Std. Wall XLPE Primary Cable	LIGHT GREEN	170.0	-	X	-
26	-	-	HH86-GHZ	2643671 R1	0.79	18.0	Std. Wall XLPE Primary Cable	LIGHT GREEN	170.0	-	X	-

Connector Name	H01-5314
Part Number	1661200C1
Instances	LT/RH LoneStar - X15/A26 - Speakers:Speakers N/BT W/AMP N/QC:Diagram1 LT/RH LoneStar - X15/A26 - Speakers:Speakers W/BT W/AMP N/QC:Diagram1
Mates	MODU-SUBWOOFER-2058-01A



Name	Terminal Part Number	V-Min	Name	Wire Part Number	Wire CSA	Wire Spec	Wire Material description	Wire Color Description	Wire Length	End2 Terminal Part Number	End2 Pin Name	End2 Connect or
1	-	-	HH86DBA	2643671 R1	0.79	18.0	Std. Wall XLPE Primary Cable	LIGHT GREEN	200.0	-	1	H01-5313
2	-	-	HH86BBA	2643671 R1	0.79	18.0	Std. Wall XLPE Primary Cable	LIGHT GREEN	200.0	-	2	H01-5313
3	-	-	HH86CBA	2643671 R1	0.79	18.0	Std. Wall XLPE Primary Cable	LIGHT GREEN	200.0	-	14	H01-5313
4	-	-	HH86EBA	2643671 R1	0.79	18.0	Std. Wall XLPE Primary Cable	LIGHT GREEN	200.0	-	15	H01-5313

Connector Name	H01-5500
Part Number	872291R1
Instances	LT/RH/LoneStar - X15/A26 - Cabinet Refrigerator N/ Relay:Diagram1 LT/RH/LoneStar - X15/A26 - Cabinet Refrigerator W/ Relay:Diagram1
Mates	DEV-REFRIGERATOR-2053-01-0 1A

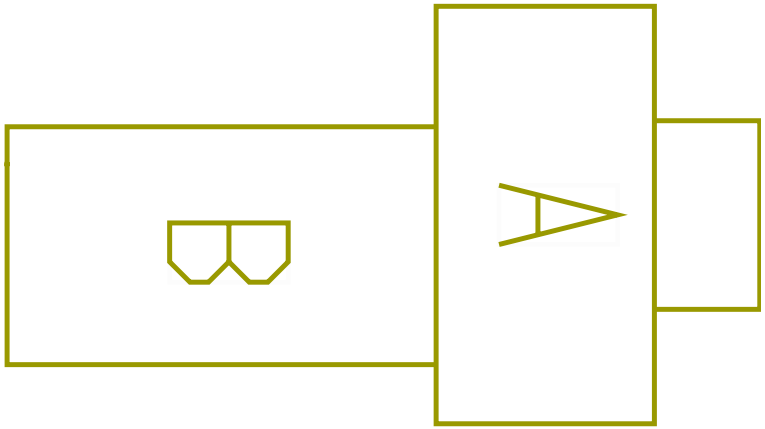

Name	Terminal Part Number	V-Min	Name	Wire Part Number	Wire CSA	Wire Spec	Wire Material description	Wire Color Description	Wire Length	End2 Terminal Part Number	End2 Pin Name	End2 Connect or
A	-	-	LG86-GK	3510363 R1	4.81	10.0	Thin Wall XLPE Primary Cable	WHITE	4217.0	-	-	-
A	-	-	HB86-GK	3510363 R1	4.81	10.0	Thin Wall XLPE Primary Cable	WHITE	4217.0	-	-	-
B	-	-	LG86AG	2643687 R1	1.91	14.0	Std. Wall XLPE Primary Cable	LIGHT GREEN	5027.0	-	30	5000
B	-	-	HB86AG	2643753 R1	3.01	12.0	Std. Wall XLPE Primary Cable	LIGHT GREEN	4267.0	-	-	-

Connector Name	H01-5501
Part Number	872291R1
Instances	LT/RH/LoneStar - X15/A26 - Underbunk Refrigerator N/ Relay:Diagram1
Mates	DEV-REFRIGERATOR-2053-02-0 1A

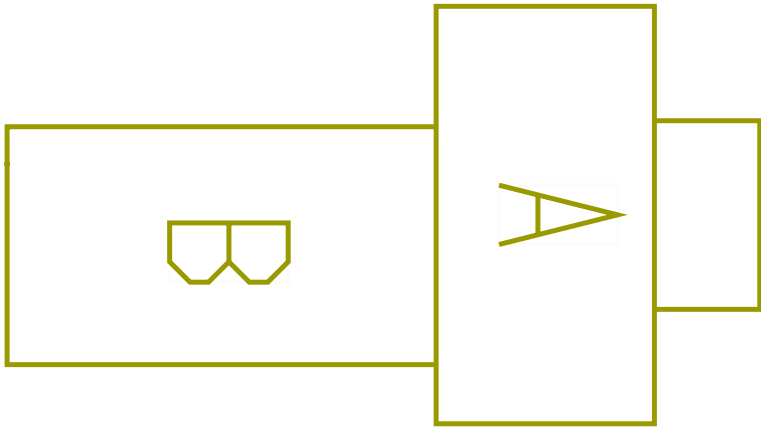

Name	Terminal Part Number	V-Min	Name	Wire Part Number	Wire CSA	Wire Spec	Wire Material description	Wire Color Description	Wire Length	End2 Terminal Part Number	End2 Pin Name	End2 Connect or
A	-	-	LF86-GK	3510363 R1	4.81	10.0	Thin Wall XLPE Primary Cable	WHITE	2282.0	-	-	-
B	-	-	LF86AG	2643753 R1	3.01	12.0	Std. Wall XLPE Primary Cable	LIGHT GREEN	2332.0	-	-	-

Connector Name	H01-5530
Part Number	2011340C1
Instances	LT/RH/LoneStar - X15/A26 - Telematics (PEOPLE NET SLEEPER):Diagram1
Mates	MODU-PEOPLENET_COMM-2035-0 5-05A

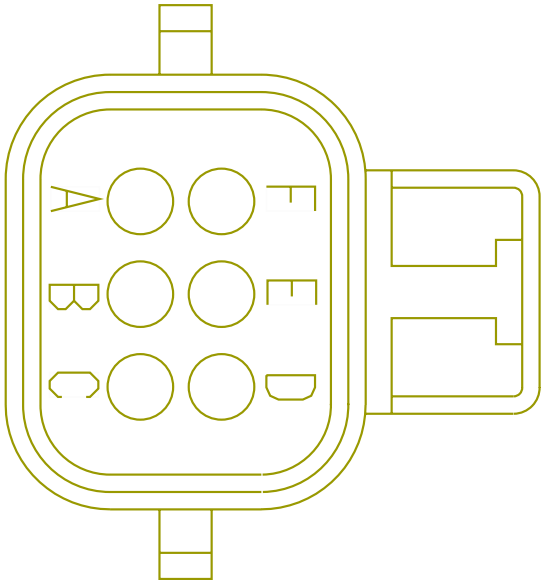

Name	Terminal Part Number	V-Min	Name	Wire Part Number	Wire CSA	Wire Spec	Wire Material description	Wire Color Description	Wire Length	End2 Terminal Part Number	End2 Pin Name	End2 Connect or
C	-	-	RF14ED	2643759 R1	0.79	18.0	Std. Wall XLPE Primary Cable	RED	3177.0	-	A	5010
D	-	-	RF11-GMB	2643674 R1	0.79	18.0	Std. Wall XLPE Primary Cable	WHITE	1455.0	-	-	-
E	-	-	RF13EE	2643794 R1	0.79	18.0	Std. Wall XLPE Primary Cable	PINK	3177.0	-	B	5010

Connector Name	H01-5704
Part Number	872291R1
Instances	LT/RH/LoneStar - X15/A26 - Rear AUTO HVAC (No Idle) W/ Pre-Heat (Bergstrom Heat and Cool w/ Condensation) 2 SWITCHES:Diagram3 - Espar Circuit LT/RH/LoneStar - X15/A26 - Rear Manual HVAC (No Idle) W/ Pre-Heat (Bergstrom Heat and Cool w/ Condensation) 2 SWITCHES:Diagram3 - Espar Circuit
Mates	DEV-DIODE_HYDRONIC_HEATER- 01

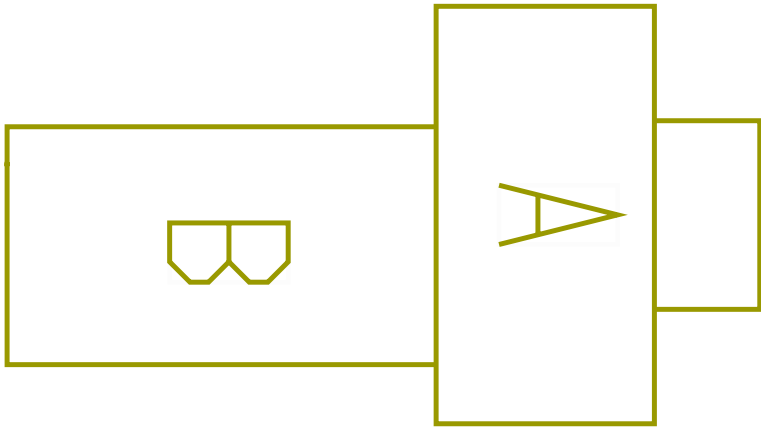

Name	Terminal Part Number	V-Min	Name	Wire Part Number	Wire CSA	Wire Spec	Wire Material description	Wire Color Description	Wire Length	End2 Terminal Part Number	End2 Pin Name	End2 Connect or
A	-	-	ZE75AJC	2643671 R1	0.79	18.0	Std. Wall XLPE Primary Cable	LIGHT GREEN	1135.0	-	X	-
B	-	-	ZE75AJB	2643671 R1	0.79	18.0	Std. Wall XLPE Primary Cable	LIGHT GREEN	4677.0	-	X	-

Connector Name	H01-5706
Part Number	872291R1
Instances	LT/RH/LoneStar - X15/A26 - Rear AUTO HVAC (No Idle) W/ Pre-Heat (Bergstrom Heat and Cool w/ Condensation) 2 SWITCHES:Diagram3 - Espar Circuit LT/RH/LoneStar - X15/A26 - Rear Manual HVAC (No Idle) W/ Pre-Heat (Bergstrom Heat and Cool w/ Condensation) 2 SWITCHES:Diagram3 - Espar Circuit
Mates	DEV-DIODE_NO_IDLE_HEATER-01

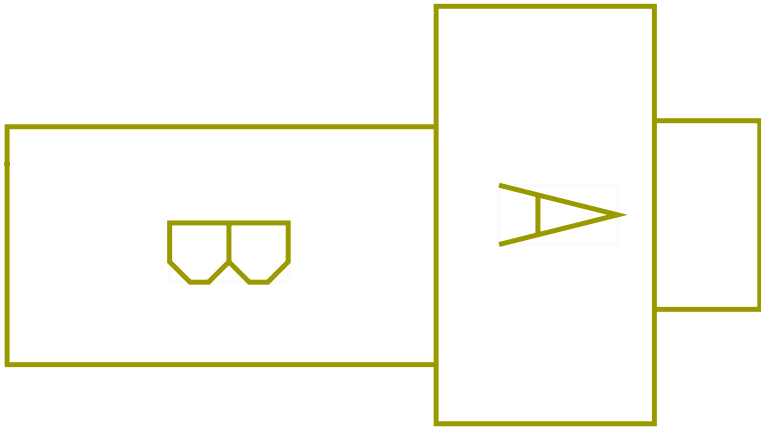

Name	Terminal Part Number	V-Min	Name	Wire Part Number	Wire CSA	Wire Spec	Wire Material description	Wire Color Description	Wire Length	End2 Terminal Part Number	End2 Pin Name	End2 Connect or
A	-	-	ZE75WDC	3510299 R1	0.79	18.0	Thin Wall XLPE Primary Cable	LIGHT GREEN	775.0	-	X	-
B	-	-	ZE75WDB	3510299 R1	0.79	18.0	Thin Wall XLPE Primary Cable	LIGHT GREEN	1780.0	-	X	-

Connector Name	H01-5756
Part Number	366817C2
Instances	LT/RH/LoneStar - X15/A26 - No Idle HVAC - TRI-PAC Prewire:Diagram1
Mates	TRI-PAC STAND-BY

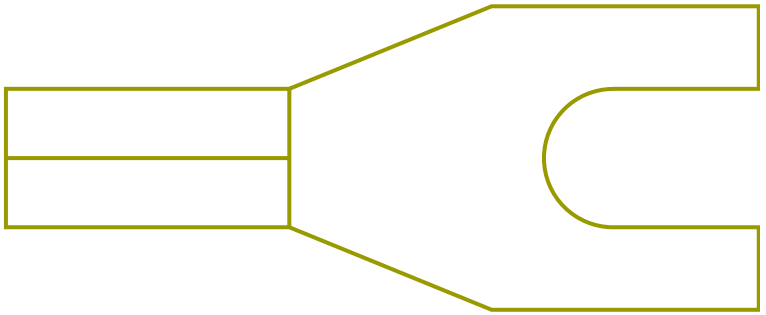

Name	Terminal Part Number	V-Min	Name	Wire Part Number	Wire CSA	Wire Spec	Wire Material description	Wire Color Description	Wire Length	End2 Terminal Part Number	End2 Pin Name	End2 Connect or
A	-	-	JY77SBY	2643678 R1	1.16	16.0	Std. Wall XLPE Primary Cable	LIGHT GREEN	4770.0	-	B	5754

Connector Name H01-5759F

Part Number 587567C91

Instances LT/RH/LoneStar - X15/A26 - Mobile Communications Sensor Wiring Effects for Trailer TRAC:Diagram2

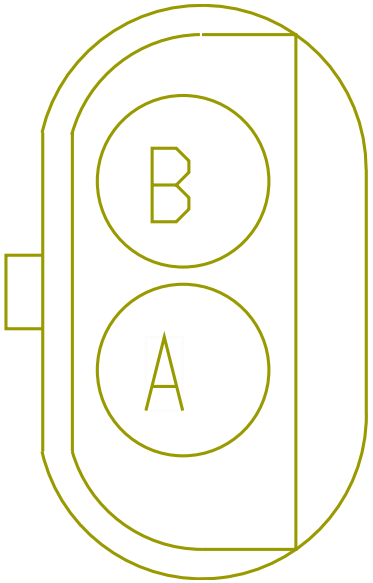

Name	Terminal Part Number	V-Min	Name	Wire Part Number	Wire CSA	Wire Spec	Wire Material description	Wire Color Description	Wire Length	End2 Terminal Part Number	End2 Pin Name	End2 Connect or
A	-	-	GT94TT	2643782 R1	1.91	14.0	Std. Wall XLPE Primary Cable	GREY	3335.0	-	A	5758M

Connector Name	H01-5901
Part Number	587565C91
Instances	LT/RH/LoneStar - X15/A26 - Telematics QUALCOMM IMCT DAYCAB With MVPC & PANIC BUTTON:Diagram1 LT/RH/LoneStar - X15/A26 - Telematics QUALCOMM IMCT DAYCAB With PANIC BUTTON:Diagram2 LT/RH/LoneStar - X15/A26 - Telematics QUALCOMM TMCT With PANIC BUTTON:Diagram1
Mates	SW-PANIC-2035-01-05A

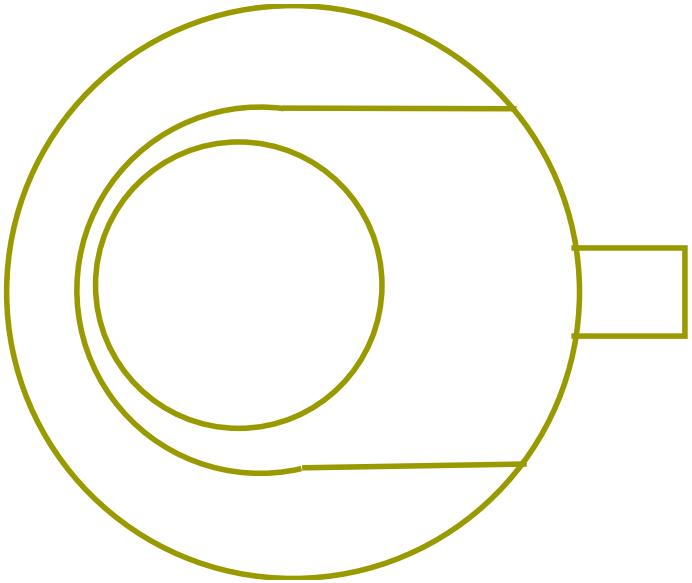

Name	Terminal Part Number	V-Min	Name	Wire Part Number	Wire CSA	Wire Spec	Wire Material description	Wire Color Description	Wire Length	End2 Terminal Part Number	End2 Pin Name	End2 Connect or
A	-	-	HY11-GSC	2643674 R1	0.79	18.0	Std. Wall XLPE Primary Cable	WHITE	3177.0	-	F	5010

Connector Name	H01-5906
Part Number	2028493C1
Instances	LT/RH/LoneStar - X15/A26 - Telematics (QUALCOMM MCT w/ TRACS):Diagram1
Mates	MODU-QUALCOMM_MCT-2035-08- 02B



Name	Terminal Part Number	V-Min	Name	Wire Part Number	Wire CSA	Wire Spec	Wire Material description	Wire Color Description	Wire Length	End2 Terminal Part Number	End2 Pin Name	End2 Connect or
5	-	-	-	-	-	-	-	-	-	-	-	-
6	-	-	-	-	-	-	-	-	-	-	-	-
37	-	-	GP94TT	2643763 R1	0.53	20.0	Std. Wall XLPE Primary Cable	GREY	2740.0	-	A	5758M

Connector Name	H01-5907
Part Number	2017533C1
Instances	LT/RH/LoneStar - X15/A26 - Telematics (QUALCOMM MCT w/ TRACS):Diagram1 LT/RH/LoneStar - X15/A26 - Telematics (QUALCOMM MCT w/o Tracs):Diagram1
Mates	MODU-QUALCOMM_MCT-2035-08- 02



Name	Terminal Part Number	V-Min	Name	Wire Part Number	Wire CSA	Wire Spec	Wire Material description	Wire Color Description	Wire Length	End2 Terminal Part Number	End2 Pin Name	End2 Connector
A	-	-	JZ14EA	2643759 R1	0.79	18.0	Std. Wall XLPE Primary Cable	RED	500.0	-	X	-
B	-	-	JZ14EB	2643759 R1	0.79	18.0	Std. Wall XLPE Primary Cable	RED	500.0	-	X	-
C	-	-	JZ11-GMA	2643674 R1	0.79	18.0	Std. Wall XLPE Primary Cable	WHITE	300.0	-	X	-
D	-	-	JZ11-GMC	2643674 R1	0.79	18.0	Std. Wall XLPE Primary Cable	WHITE	300.0	-	X	-

Name	Terminal Part Number	V-Min	Name	Wire Part Number	Wire CSA	Wire Spec	Wire Material description	Wire Color Description	Wire Length	End2 Terminal Part Number	End2 Pin Name	End2 Connect or
E	-	-	JZ13EE	2643794 R1	0.79	18.0	Std. Wall XLPE Primary Cable	PINK	3577.0	-	B	5010
F	-	-	JZ98F	2643670 R1	0.79	18.0	Std. Wall XLPE Primary Cable	BLACK	3577.0	-	E	5010

Connector Name	H01-5909
Part Number	2005835C1
Instances	LT/RH/LoneStar - X15/A26 - Telematics (DRIVERTECH SLEEPER W/ J1939):Diagram1
Mates	MODU-DRIVERTECH-2035-12-05

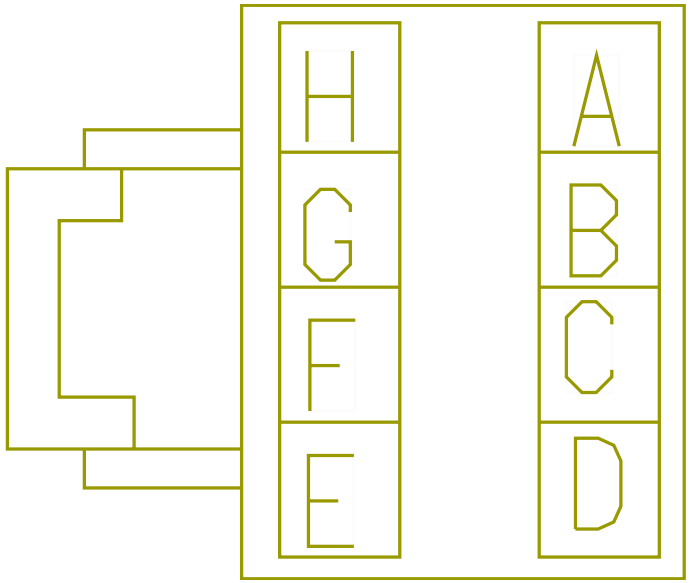

Name	Terminal Part Number	V-Min	Name	Wire Part Number	Wire CSA	Wire Spec	Wire Material description	Wire Color Description	Wire Length	End2 Terminal Part Number	End2 Pin Name	End2 Connect or
A	-	-	GD14ED	2643759 R1	0.79	18.0	Std. Wall XLPE Primary Cable	RED	5632.0	-	A	5010
C	-	-	GD11-GMB	2643674 R1	0.79	18.0	Std. Wall XLPE Primary Cable	WHITE	5632.0	-	F	5010
E	-	-	GD13EE	2643794 R1	0.79	18.0	Std. Wall XLPE Primary Cable	PINK	5632.0	-	B	5010
F	-	-	-	-	-	-	-	-	-	-	-	-
G	-	-	-	-	-	-	-	-	-	-	-	-

Connector Name	H01-5927
Part Number	2005836C1
Instances	LT/RH/LoneStar - X15/A26 - Telematics (TRIPMASTER SLEEPER):Diagram1
Mates	MODU-TRIPMASTER-2035-10-05A

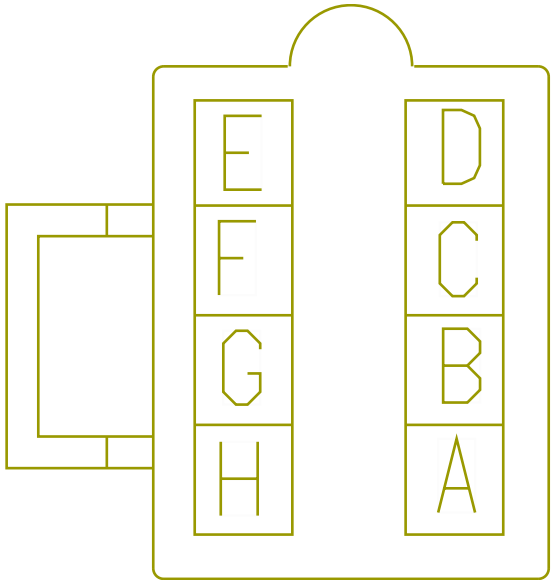

Name	Terminal Part Number	V-Min	Name	Wire Part Number	Wire CSA	Wire Spec	Wire Material description	Wire Color Description	Wire Length	End2 Terminal Part Number	End2 Pin Name	End2 Connector
A	-	-	-	-	-	-	-	-	-	-	-	-
B	-	-	-	-	-	-	-	-	-	-	-	-
C	-	-	HT13SD	2643794 R1	0.79	18.0	Std. Wall XLPE Primary Cable	PINK	3382.0	-	B	5010
D	-	-	HT11-GSD	2643674 R1	0.79	18.0	Std. Wall XLPE Primary Cable	WHITE	2450.0	-	-	-
E	-	-	HT14SD	2643759 R1	0.79	18.0	Std. Wall XLPE Primary Cable	RED	3382.0	-	A	5010
F	-	-	HT50S	2643801 R1	0.79	18.0	Std. Wall XLPE Primary Cable	YELLOW 2	3382.0	-	K	5010

Name	Terminal Part Number	V-Min	Name	Wire Part Number	Wire CSA	Wire Spec	Wire Material description	Wire Color Description	Wire Length	End2 Terminal Part Number	End2 Pin Name	End2 Connect or
G	-	-	HT70E	2643675 R1	0.79	18.0	Std. Wall XLPE Primary Cable	ORANGE	3382.0	-	J	5010

Connector Name	H01-5928A
Part Number	4125377C1
Instances	LT/RH/LoneStar - X15/A26 - DC/AC Inverter (1200W W/switch control):Diagram1
Mates	DC_AC_Inverter-2042-02-01

Name	Terminal Part Number	V-Min	Name	Wire Part Number	Wire CSA	Wire Spec	Wire Material description	Wire Color Description	Wire Length	End2 Terminal Part Number	End2 Pin Name	End2 Connector
A	-	-	RH182B	2643761 R1	0.53	20.0	Std. Wall XLPE Primary Cable	LIGHT GREEN	4147.0	-	6	H01-5929A

Connector Name	H01-5929A
Part Number	3520850C1
Instances	LT/RH/LoneStar - X15/A26 - DC/AC Inverter (1200W W/switch control):Diagram1
Mates	SW-DC_AC_Inverter-2042-02- 01



Name	Terminal Part Number	V-Min	Name	Wire Part Number	Wire CSA	Wire Spec	Wire Material description	Wire Color Description	Wire Length	End2 Terminal Part Number	End2 Pin Name	End2 Connect or
5B	-	-	RH182A	2643759 R1	0.79	18.0	Std. Wall XLPE Primary Cable	RED	2115.0	-	-	-
6	-	-	RH182B	2643761 R1	0.53	20.0	Std. Wall XLPE Primary Cable	LIGHT GREEN	4147.0	-	A	H01-592 8A
8	-	-	RH62D	2643720 R1	0.79	18.0	Std. Wall XLPE Primary Cable	DARK BLUE	2565.0	-	9	5000
10	-	-	RH11-GA	2643674 R1	0.79	18.0	Std. Wall XLPE Primary Cable	WHITE	1875.0	-	-	-

Connector Name	H01_5000
Part Number	3595620C1
Instances	LT/RH - X15/A26 - Panic Switch (Sleeper):Diagram1
Mates	A02_5000A

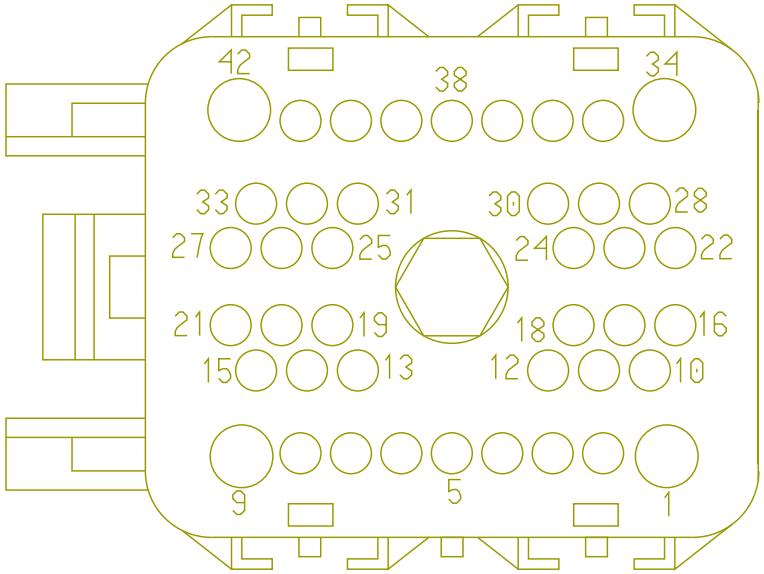

Name	Terminal Part Number	V-Min	Name	Wire Part Number	Wire CSA	Wire Spec	Wire Material description	Wire Color Description	Wire Length	End2 Terminal Part Number	End2 Pin Name	End2 Connector
9	-	-	DG158	-	0.0	18.0	-	TAN	0.0	-	-	-
17	-	-	DG45	-	0.0	18.0	-	LIGHT GREEN	0.0	-	-	-
25	-	-	DG50	-	0.0	18.0	-	YELLOW 2	0.0	-	C	H01_5301A
34	-	-	DG9A	-	0.0	18.0	-	GREY	0.0	-	D	H01_5301A

Connector Name	H01_5218A
Part Number	3602659C1
Instances	LT/RH - A26 - Auto Start Stop and Sleeper Auto Climate Cab Temp Oil Mapping (Manual Trans):Diagram1 LT/RH - A26 - Auto Start Stop with Sleeper Auto Climate Cab Temp Oil Mapping (Auto Trans):Diagram1
Mates	DEV-CAB_TEMP-01

Name	Terminal Part Number	V-Min	Name	Wire Part Number	Wire CSA	Wire Spec	Wire Material description	Wire Color Description	Wire Length	End2 Terminal Part Number	End2 Pin Name	End2 Connect or
1	-	-	ZF77A	3510298 R1	0.53	20.0	Thin Wall XLPE Primary Cable	LIGHT GREEN	3952.0	-	28	5000
2	-	-	ZF77B	3510298 R1	0.53	20.0	Thin Wall XLPE Primary Cable	LIGHT GREEN	3952.0	-	29	5000

Connector Name	H01_5301A
Part Number	892136C1
Instances	LT/RH - X15/A26 - Panic Switch (Sleeper):Diagram1
Mates	H02_5301

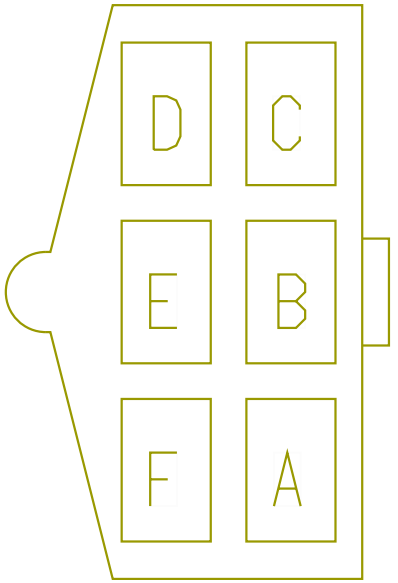

Name	Terminal Part Number	V-Min	Name	Wire Part Number	Wire CSA	Wire Spec	Wire Material description	Wire Color Description	Wire Length	End2 Terminal Part Number	End2 Pin Name	End2 Connect or
A	-	-	DG45	-	0.0	18.0	-	LIGHT GREEN	0.0	-	-	-
B	-	-	DG11-GA	2643674 R1	0.79	18.0	Std. Wall XLPE Primary Cable	WHITE	0.0	-	-	-
C	-	-	DG50	-	0.0	18.0	-	YELLOW 2	0.0	-	25	H01_5000
D	-	-	DG9A	-	0.0	18.0	-	GREY	0.0	-	34	H01_5000
E	-	-	DG158	-	0.0	18.0	-	TAN	0.0	-	-	-

Connector Name	H02-5124
Part Number	3520850C1
Instances	LT/RH/LoneStar - X15/A26 - Floor/Search Lights Sleeper:Diagram1 LT/RH/LoneStar - X15/A26 - Floor/Search Lights Sleeper (1 Light):Diagram1 LT/RH/LoneStar - X15/A26 - Lighting Sleeper Dome:Diagram1
Mates	SW-SLPRDOME/FLOOR-2003-02- 01A



Name	Terminal Part Number	V-Min	Name	Wire Part Number	Wire CSA	Wire Spec	Wire Material description	Wire Color Description	Wire Length	End2 Terminal Part Number	End2 Pin Name	End2 Connect or
1	-	-	AA63F	2643720 R1	0.79	18.0	Std. Wall XLPE Primary Cable	DARK BLUE	405.0	-	F	5125
2B	-	-	AA109SA	2643673 R1	0.79	18.0	Std. Wall XLPE Primary Cable	GREY	405.0	-	E	5125
3	-	-	AA63EA	2643720 R1	0.79	18.0	Std. Wall XLPE Primary Cable	DARK BLUE	405.0	-	B	5125
7	-	-	AD62D	2643720 R1	0.79	18.0	Std. Wall XLPE Primary Cable	DARK BLUE	225.0	-	X	-

Name	Terminal Part Number	V-Min	Name	Wire Part Number	Wire CSA	Wire Spec	Wire Material description	Wire Color Description	Wire Length	End2 Terminal Part Number	End2 Pin Name	End2 Connect or
7	-	-	AD62AU	2643720 R1	0.79	18.0	Std. Wall XLPE Primary Cable	DARK BLUE	0.0	-	8	H02-5124
8	-	-	AD62AU	2643720 R1	0.79	18.0	Std. Wall XLPE Primary Cable	DARK BLUE	0.0	-	7	H02-5124
9	-	-	AA62-GSD	2643720 R1	0.79	18.0	Std. Wall XLPE Primary Cable	DARK BLUE	405.0	-	C	5125

Connector Name	H02-5222
Part Number	3520850C1
Instances	LT/RH/LoneStar - X15/A26 - Rear AUTO HVAC (No Idle) W/ Pre-Heat (Bergstrom Heat and Cool w/ Condensation) 2 SWITCHES:Diagram2 - No Idle Switching LT/RH/LoneStar - X15/A26 - Rear Manual HVAC (No Idle) W/ Pre-Heat (Bergstrom Heat and Cool w/ Condensation) 2 SWITCHES:Diagram2 - No Idle Switching
Mates	SW-Rear_Engine_Heat-6002-0 3-02A



Name	Terminal Part Number	V-Min	Name	Wire Part Number	Wire CSA	Wire Spec	Wire Material description	Wire Color Description	Wire Length	End2 Terminal Part Number	End2 Pin Name	End2 Connector
2B	-	-	AK75AF	2643671 R1	0.79	18.0	Std. Wall XLPE Primary Cable	LIGHT GREEN	355.0	-	B	5220
3	-	-	AH75AT	2643671 R1	0.79	18.0	Std. Wall XLPE Primary Cable	LIGHT GREEN	0.0	-	7	H02-5222
3	-	-	AR75HB	2643671 R1	0.79	18.0	Std. Wall XLPE Primary Cable	LIGHT GREEN	150.0	-	7	H02-5233
7	-	-	AH75AT	2643671 R1	0.79	18.0	Std. Wall XLPE Primary Cable	LIGHT GREEN	0.0	-	3	H02-5222

Name	Terminal Part Number	V-Min	Name	Wire Part Number	Wire CSA	Wire Spec	Wire Material description	Wire Color Description	Wire Length	End2 Terminal Part Number	End2 Pin Name	End2 Connector
7	-	-	AR75AT	2643671 R1	0.79	18.0	Std. Wall XLPE Primary Cable	LIGHT GREEN	150.0	-	7	H02-5233
7	-	-	AH75AR	2643671 R1	0.79	18.0	Std. Wall XLPE Primary Cable	LIGHT GREEN	355.0	-	C	5220
8	-	-	AE62J	2643720 R1	0.79	18.0	Std. Wall XLPE Primary Cable	DARK BLUE	325.0	-	X	-
8	-	-	AP62J	2643720 R1	0.79	18.0	Std. Wall XLPE Primary Cable	DARK BLUE	225.0	-	X	-
8	-	-	AP62AA	2643720 R1	0.79	18.0	Std. Wall XLPE Primary Cable	DARK BLUE	150.0	-	8	H02-5233
9	-	-	AK75AG	2643671 R1	0.79	18.0	Std. Wall XLPE Primary Cable	LIGHT GREEN	355.0	-	A	5220
10	-	-	AR75-GAS	2643671 R1	0.79	18.0	Std. Wall XLPE Primary Cable	LIGHT GREEN	355.0	-	D	5220
10	-	-	BA75HA	2643671 R1	0.79	18.0	Std. Wall XLPE Primary Cable	LIGHT GREEN	150.0	-	10	H02-5233

Connector Name	H02-5233
Part Number	3520850C1
Instances	LT/RH/LoneStar - X15/A26 - Rear AUTO HVAC (No Idle) W/ Pre-Heat (Bergstrom Heat and Cool w/ Condensation) 2 SWITCHES:Diagram2 - No Idle Switching LT/RH/LoneStar - X15/A26 - Rear Manual HVAC (No Idle) W/ Pre-Heat (Bergstrom Heat and Cool w/ Condensation) 2 SWITCHES:Diagram2 - No Idle Switching LT/RH/LoneStar A26/X15 - No-Idle HVAC (Espar Airtronic, Berstrom AC, Front Auto Control head):Diagram2 - No Idle Switching LT/RH/LoneStar A26/X15 - No-Idle HVAC (Espar Airtronic, Berstrom AC, Front Manual Control head:Diagram2 - No Idle Switching
Mates	SW-Rear_Engine_Cool-6002-0 3-02A



Name	Terminal Part Number	V-Min	Name	Wire Part Number	Wire CSA	Wire Spec	Wire Material description	Wire Color Description	Wire Length	End2 Terminal Part Number	End2 Pin Name	End2 Connector
2B	-	-	BA77NE	2643671 R1	0.79	18.0	Std. Wall XLPE Primary Cable	LIGHT GREEN	325.0	-	A	5230A
2B	-	-	BC77NE	2643671 R1	0.79	18.0	Std. Wall XLPE Primary Cable	LIGHT GREEN	325.0	-	A	5230A
7	-	-	BC75AR	2643671 R1	0.79	18.0	Std. Wall XLPE Primary Cable	LIGHT GREEN	305.0	-	C	5220
7	-	-	AR75AT	2643671 R1	0.79	18.0	Std. Wall XLPE Primary Cable	LIGHT GREEN	150.0	-	7	H02-5222

Name	Terminal Part Number	V-Min	Name	Wire Part Number	Wire CSA	Wire Spec	Wire Material description	Wire Color Description	Wire Length	End2 Terminal Part Number	End2 Pin Name	End2 Connector
7	-	-	AR75HB	2643671 R1	0.79	18.0	Std. Wall XLPE Primary Cable	LIGHT GREEN	150.0	-	3	H02-5222
8	-	-	AF62J	2643720 R1	0.79	18.0	Std. Wall XLPE Primary Cable	DARK BLUE	275.0	-	X	-
8	-	-	AP62AA	2643720 R1	0.79	18.0	Std. Wall XLPE Primary Cable	DARK BLUE	150.0	-	8	H02-5222
9	-	-	AR77NF	2643671 R1	0.79	18.0	Std. Wall XLPE Primary Cable	LIGHT GREEN	325.0	-	B	5230
9	-	-	BA77NF	2643671 R1	0.79	18.0	Std. Wall XLPE Primary Cable	LIGHT GREEN	325.0	-	B	5230A
9	-	-	BC77NF	2643671 R1	0.79	18.0	Std. Wall XLPE Primary Cable	LIGHT GREEN	325.0	-	B	5230A
10	-	-	BC75-GAS	2643671 R1	0.79	18.0	Std. Wall XLPE Primary Cable	LIGHT GREEN	305.0	-	D	5220
10	-	-	BA75HA	2643671 R1	0.79	18.0	Std. Wall XLPE Primary Cable	LIGHT GREEN	150.0	-	10	H02-5222

Connector Name	H02-5235
Part Number	1667529C1
Instances	LT/RH/LoneStar - X15/A26 - Rear HVAC (No Idle Heater) (Webasto Std N/Swift) N/ Heat Swtich:Diagram1 LT/RH/LoneStar - X15/A26 - Rear HVAC (No Idle Heater) (Webasto Std W/Swift) N/ Heat Switch:Diagram1
Mates	Modu-Webasto_Driver_Cntrl- 6002-01-01



Name	Terminal Part Number	V-Min	Name	Wire Part Number	Wire CSA	Wire Spec	Wire Material description	Wire Color Description	Wire Length	End2 Terminal Part Number	End2 Pin Name	End2 Connect or
A	-	-	AM75WF	2643671 R1	0.79	18.0	Std. Wall XLPE Primary Cable	LIGHT GREEN	150.0	-	D	5230
B	-	-	AM75WE	2643671 R1	0.79	18.0	Std. Wall XLPE Primary Cable	LIGHT GREEN	150.0	-	C	5230
C	-	-	AM75WC	2643671 R1	0.79	18.0	Std. Wall XLPE Primary Cable	LIGHT GREEN	150.0	-	A	5230
D	-	-	AM75WD	2643671 R1	0.79	18.0	Std. Wall XLPE Primary Cable	LIGHT GREEN	150.0	-	B	5230

Connector Name	H02-5236
Part Number	3515763C1
Instances	LT/RH/LoneStar - X15/A26 - Rear HVAC (No Idle Heater) (Webasto Smartemp):Diagram1
Mates	Modu-Webasto_Driver_CNTRL

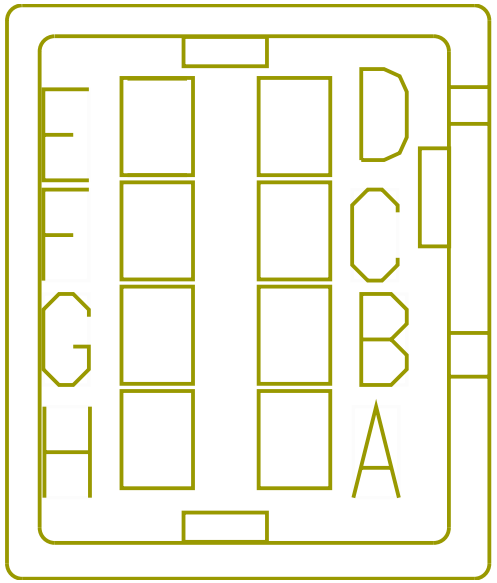

Name	Terminal Part Number	V-Min	Name	Wire Part Number	Wire CSA	Wire Spec	Wire Material description	Wire Color Description	Wire Length	End2 Terminal Part Number	End2 Pin Name	End2 Connect or
A	-	-	AV75WA	2643765 R1	0.53	20.0	Std. Wall XLPE Primary Cable	ORANGE	150.0	-	A	5231
B	-	-	AV75WB	2643757 R1	0.53	20.0	Std. Wall XLPE Primary Cable	BLACK	150.0	-	B	5231
C	-	-	AV75WC	2643762 R1	0.53	20.0	Std. Wall XLPE Primary Cable	BROWN	150.0	-	C	5231
D	-	-	AV75WD	2643758 R1	0.53	20.0	Std. Wall XLPE Primary Cable	RED	150.0	-	D	5231

Name	Terminal Part Number	V-Min	Name	Wire Part Number	Wire CSA	Wire Spec	Wire Material description	Wire Color Description	Wire Length	End2 Terminal Part Number	End2 Pin Name	End2 Connect or
E	-	-	AV75WE	2643771 R1	0.53	20.0	Std. Wall XLPE Primary Cable	DARK BLUE	150.0	-	E	5231
F	-	-	AV75WF	2643768 R1	0.53	20.0	Std. Wall XLPE Primary Cable	YELLOW 2	150.0	-	F	5231
G	-	-	AV75WG	2643763 R1	0.53	20.0	Std. Wall XLPE Primary Cable	GREY	150.0	-	G	5231
H	-	-	AV75WH	2643761 R1	0.53	20.0	Std. Wall XLPE Primary Cable	LIGHT GREEN	150.0	-	H	5231

Connector Name	H02-5237
Part Number	1661200C1
Instances	LT/RH/LoneStar - X15/A26 - Rear AUTO HVAC (No Idle) W/ Pre-Heat (Bergstrom Heat and Cool w/ Condensation) 2 SWITCHES:Diagram3 - Espar Circuit LT/RH/LoneStar - X15/A26 - Rear HVAC (No Idle Heater) (Espar) Option 1:Diagram1 LT/RH/LoneStar - X15/A26 - Rear HVAC (No Idle Heater) (Espar) Option 2:Diagram1 LT/RH/LoneStar - X15/A26 - Rear Manual HVAC (No Idle) W/ Pre-Heat (Bergstrom Heat and Cool w/ Condensation) 2 SWITCHES:Diagram3 - Espar Circuit LT/RH/LoneStar A26/X15 - No-Idle HVAC (Espar Airtronic, Berstrom AC, Front Auto Control head):Diagram3 - Espar Circuit LT/RH/LoneStar A26/X15 - No-Idle HVAC (Espar Airtronic, Berstrom AC, Front Manual Control head:Diagram3 - Espar Circuit
Mates	MODU-ESPAR_DRIVER_CTRL-600 0-02-01A



Name	Terminal Part Number	V-Min	Name	Wire Part Number	Wire CSA	Wire Spec	Wire Material description	Wire Color Description	Wire Length	End2 Terminal Part Number	End2 Pin Name	End2 Connect or
A	-	-	AT75WC	2643671 R1	0.79	18.0	Std. Wall XLPE Primary Cable	LIGHT GREEN	200.0	-	A	5230
A	-	-	BE75WC	2643671 R1	0.79	18.0	Std. Wall XLPE Primary Cable	LIGHT GREEN	200.0	-	A	5230
B	-	-	BE75WD	2643671 R1	0.79	18.0	Std. Wall XLPE Primary Cable	LIGHT GREEN	200.0	-	B	5230
B	-	-	AT75WD	2643671 R1	0.79	18.0	Std. Wall XLPE Primary Cable	LIGHT GREEN	200.0	-	B	5230

Name	Terminal Part Number	V-Min	Name	Wire Part Number	Wire CSA	Wire Spec	Wire Material description	Wire Color Description	Wire Length	End2 Terminal Part Number	End2 Pin Name	End2 Connector
C	-	-	BE75WE	2643671 R1	0.79	18.0	Std. Wall XLPE Primary Cable	LIGHT GREEN	200.0	-	C	5230
C	-	-	AT75WE	2643671 R1	0.79	18.0	Std. Wall XLPE Primary Cable	LIGHT GREEN	200.0	-	C	5230
D	-	-	AT75WF	2643671 R1	0.79	18.0	Std. Wall XLPE Primary Cable	LIGHT GREEN	200.0	-	D	5230
D	-	-	BE75WF	2643671 R1	0.79	18.0	Std. Wall XLPE Primary Cable	LIGHT GREEN	200.0	-	D	5230
E	-	-	AT75WJ	2643671 R1	0.79	18.0	Std. Wall XLPE Primary Cable	LIGHT GREEN	200.0	-	E	5230
E	-	-	BE75WJ	2643671 R1	0.79	18.0	Std. Wall XLPE Primary Cable	LIGHT GREEN	200.0	-	E	5230
F	-	-	BE75WK	2643671 R1	0.79	18.0	Std. Wall XLPE Primary Cable	LIGHT GREEN	200.0	-	F	5230
F	-	-	AT75WK	2643671 R1	0.79	18.0	Std. Wall XLPE Primary Cable	LIGHT GREEN	200.0	-	F	5230

Connector Name	H02_5300
Part Number	3520850C1
Instances	LT/RH - X15/A26 - Panic Switch (Sleeper):Diagram1
Mates	SW-PANIC-03



Name	Terminal Part Number	V-Min	Name	Wire Part Number	Wire CSA	Wire Spec	Wire Material description	Wire Color Description	Wire Length	End2 Terminal Part Number	End2 Pin Name	End2 Connector
2B	-	-	DG9AA	-	0.0	18.0	-	GREY	0.0	-	PIN1	-
3	-	-	DG45	-	0.0	18.0	-	LIGHT GREEN	0.0	-	-	-
5B	-	-	DG9AB	-	0.0	18.0	-	GREY	0.0	-	PIN1	-
6	-	-	DG158	-	0.0	18.0	-	TAN	0.0	-	E	H02_5301
7	-	-	DG50B	-	0.0	18.0	-	YELLOW 2	0.0	-	X	-
7	-	-	DG50A	-	0.0	18.0	-	YELLOW 2	0.0	-	8	H02_5300
8	-	-	DG50A	-	0.0	18.0	-	YELLOW 2	0.0	-	7	H02_5300
9	-	-	DG11-GAA	-	0.0	18.0	-	WHITE	0.0	-	X	-
10	-	-	DG11-GAB	-	0.0	18.0	-	WHITE	0.0	-	X	-

Connector Name	H02_5301
Part Number	449797C1
Instances	LT/RH - X15/A26 - Panic Switch (Sleeper):Diagram1
Mates	H01_5301A

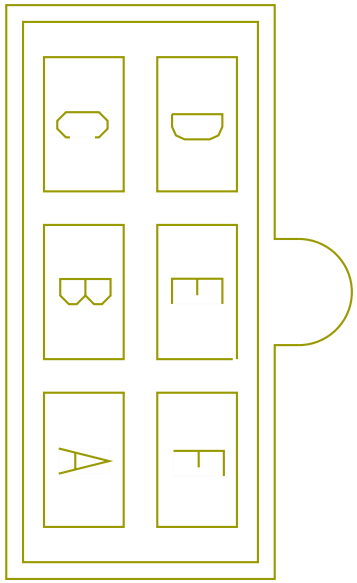

Name	Terminal Part Number	V-Min	Name	Wire Part Number	Wire CSA	Wire Spec	Wire Material description	Wire Color Description	Wire Length	End2 Terminal Part Number	End2 Pin Name	End2 Connector
A	-	-	DG45	-	0.0	18.0	-	LIGHT GREEN	0.0	-	-	-
B	-	-	DG11-GA	2643674 R1	0.79	18.0	Std. Wall XLPE Primary Cable	WHITE	0.0	-	X	-
C	-	-	DG50	-	0.0	18.0	-	YELLOW 2	0.0	-	-	-
D	-	-	DG9A	-	0.0	18.0	-	GREY	0.0	-	-	-
E	-	-	DG158	-	0.0	18.0	-	TAN	0.0	-	6	H02_5300

Connector Name	H03-5100
Part Number	3522068C1
Instances	LT/RH - A26 - Work Lights - LED W/ Sw Pack - Customer Supplied - Sleeper W/ RKE W/MAN REV:Diagram1 LT/RH - A26 - Work Lights - LED W/ Sw Pack - Customer Supplied - Sleeper W/ RKE W/MAN REV:Diagram2 LT/RH - A26 - Work Lights - LED W/ Sw Pack - Customer Supplied - Sleeper W/ RKE W/MAN REV:Diagram3 LT/RH - A26 - Work Lights - LED W/ Sw Pack - Customer Supplied - Sleeper W/ RKE W/MAN REV:Diagram4 LT/RH - A26 - Work Lights - LED W/ Sw Pack - Customer Supplied - Sleeper W/O RKE W/MAN REV:Diagram1 LT/RH - A26 - Work Lights - LED W/ Sw Pack - Customer Supplied - Sleeper W/O RKE W/MAN REV:Diagram2 LT/RH - A26 - Work Lights - LED W/ Sw Pack - Customer Supplied - Sleeper W/O RKE W/MAN REV:Diagram3 LT/RH - A26 - Work Lights - LED W/ Sw Pack - Customer Supplied - Sleeper W/O RKE W/MAN REV:Diagram4 LT/RH - A26 - Work Lights -LED W/ Sw Pack - Sleeper W/ RKE W/MAN REV:Diagram1 LT/RH - A26 - Work Lights -LED W/ Sw Pack - Sleeper W/ RKE W/MAN REV:Diagram2 LT/RH - A26 - Work Lights -LED W/ Sw Pack - Sleeper W/O RKE W/MAN REV:Diagram1 LT/RH - A26 - Work Lights -LED W/ Sw Pack - Sleeper W/O RKE W/MAN REV:Diagram2 LT/RH/LoneStar - X15 - Work Lights - LED W/ Sw Pack - Customer Supplied - Sleeper W/ RKE W/MAN REV:Diagram1 LT/RH/LoneStar - X15 - Work Lights - LED W/ Sw Pack - Customer Supplied - Sleeper W/ RKE W/MAN REV:Diagram2 LT/RH/LoneStar - X15 - Work Lights - LED W/ Sw Pack - Customer Supplied - Sleeper W/O RKE W/MAN REV:Diagram1 LT/RH/LoneStar - X15 - Work Lights - LED W/ Sw Pack - Customer Supplied - Sleeper W/O RKE W/MAN REV:Diagram2 LT/RH/LoneStar - X15 - Work Lights -LED W/ Sw Pack - Sleeper W/ RKE W/MAN REV:Diagram1 LT/RH/LoneStar - X15 - Work Lights -LED W/ Sw Pack - Sleeper W/O RKE W/MAN REV:Diagram1 LT/RH/LoneStar - X15/A26 - Work Lights - LED W/ Sw Pack - Customer Supplied - Sleeper:Diagram1 LT/RH/LoneStar - X15/A26 - Work Lights - LED W/ Sw Pack - Customer Supplied - Sleeper:Diagram2

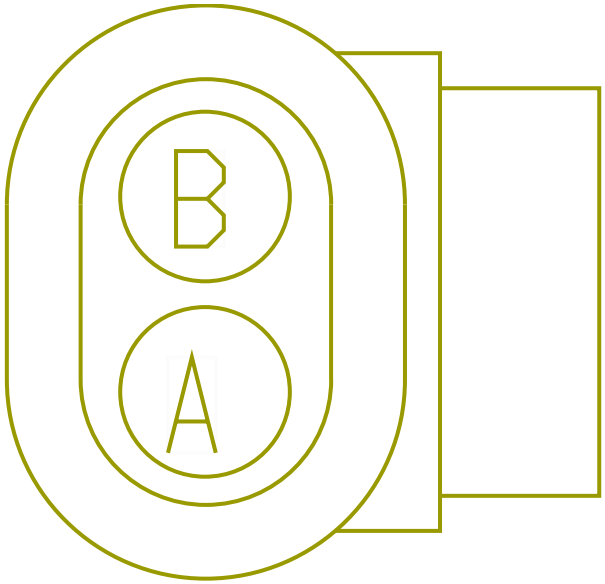

LT/RH/LoneStar - X15/A26 - Work Lights - LED W/ Sw Pack - Customer Supplied - Sleeper W/ RKE W/AUTO REV:Diagram1
LT/RH/LoneStar - X15/A26 - Work Lights - LED W/ Sw Pack - Customer Supplied - Sleeper W/ RKE W/AUTO REV:Diagram2
LT/RH/LoneStar - X15/A26 - Work Lights - LED W/ Sw Pack - Customer Supplied - Sleeper W/O RKE:Diagram1
LT/RH/LoneStar - X15/A26 - Work Lights - LED W/ Sw Pack - Customer Supplied - Sleeper W/O RKE:Diagram2
LT/RH/LoneStar - X15/A26 - Work Lights - LED W/ Sw Pack - Customer Supplied - Sleeper W/O RKE W/AUTO REV:Diagram1
LT/RH/LoneStar - X15/A26 - Work Lights - LED W/ Sw Pack - Customer Supplied - Sleeper W/O RKE W/AUTO REV:Diagram2
LT/RH/LoneStar - X15/A26 - Work Lights -LED W/ Sw Pack - Sleeper:Diagram1
LT/RH/LoneStar - X15/A26 - Work Lights -LED W/ Sw Pack - Sleeper W/ RKE W/AUTO REV:Diagram1
LT/RH/LoneStar - X15/A26 - Work Lights -LED W/ Sw Pack - Sleeper W/O RKE:Diagram1
LT/RH/LoneStar - X15/A26 - Work Lights -LED W/ Sw Pack - Sleeper W/O RKE W/AUTO REV:Diagram1

Mates LT-LED-WORK_SLPR-1032-01-0 6A

Name	Terminal Part Number	V-Min	Name	Wire Part Number	Wire CSA	Wire Spec	Wire Material description	Wire Color Description	Wire Length	End2 Terminal Part Number	End2 Pin Name	End2 Connector
A	-	-	V65B	3510318 R1	1.16	16.0	Thin Wall XLPE Primary Cable	ORANGE	300.0	-	X	-
B	-	-	V65-GA	3510360 R1	1.16	16.0	Thin Wall XLPE Primary Cable	WHITE	200.0	-	X	-

Connector Name	H03-5101
Part Number	3522068C1
Instances	LT/RH - A26 - Work Lights - LED W/ Sw Pack - Customer Supplied - Sleeper W/ RKE W/MAN REV:Diagram1 LT/RH - A26 - Work Lights - LED W/ Sw Pack - Customer Supplied - Sleeper W/ RKE W/MAN REV:Diagram2 LT/RH - A26 - Work Lights - LED W/ Sw Pack - Customer Supplied - Sleeper W/ RKE W/MAN REV:Diagram3 LT/RH - A26 - Work Lights - LED W/ Sw Pack - Customer Supplied - Sleeper W/ RKE W/MAN REV:Diagram4 LT/RH - A26 - Work Lights - LED W/ Sw Pack - Customer Supplied - Sleeper W/O RKE W/MAN REV:Diagram1 LT/RH - A26 - Work Lights - LED W/ Sw Pack - Customer Supplied - Sleeper W/O RKE W/MAN REV:Diagram2 LT/RH - A26 - Work Lights - LED W/ Sw Pack - Customer Supplied - Sleeper W/O RKE W/MAN REV:Diagram3 LT/RH - A26 - Work Lights - LED W/ Sw Pack - Customer Supplied - Sleeper W/O RKE W/MAN REV:Diagram4 LT/RH - A26 - Work Lights -LED W/ Sw Pack - Sleeper W/ RKE W/MAN REV:Diagram1 LT/RH - A26 - Work Lights -LED W/ Sw Pack - Sleeper W/ RKE W/MAN REV:Diagram2 LT/RH - A26 - Work Lights -LED W/ Sw Pack - Sleeper W/O RKE W/MAN REV:Diagram1 LT/RH - A26 - Work Lights -LED W/ Sw Pack - Sleeper W/O RKE W/MAN REV:Diagram2 LT/RH/LoneStar - X15 - Work Lights - LED W/ Sw Pack - Customer Supplied - Sleeper W/ RKE W/MAN REV:Diagram1 LT/RH/LoneStar - X15 - Work Lights - LED W/ Sw Pack - Customer Supplied - Sleeper W/ RKE W/MAN REV:Diagram2 LT/RH/LoneStar - X15 - Work Lights - LED W/ Sw Pack - Customer Supplied - Sleeper W/O RKE W/MAN REV:Diagram1 LT/RH/LoneStar - X15 - Work Lights - LED W/ Sw Pack - Customer Supplied - Sleeper W/O RKE W/MAN REV:Diagram2 LT/RH/LoneStar - X15 - Work Lights -LED W/ Sw Pack - Sleeper W/ RKE W/MAN REV:Diagram1 LT/RH/LoneStar - X15 - Work Lights -LED W/ Sw Pack - Sleeper W/O RKE W/MAN REV:Diagram1 LT/RH/LoneStar - X15/A26 - Work Lights - LED W/ Sw Pack - Customer Supplied - Sleeper:Diagram1 LT/RH/LoneStar - X15/A26 - Work Lights - LED W/ Sw Pack - Customer Supplied - Sleeper:Diagram2

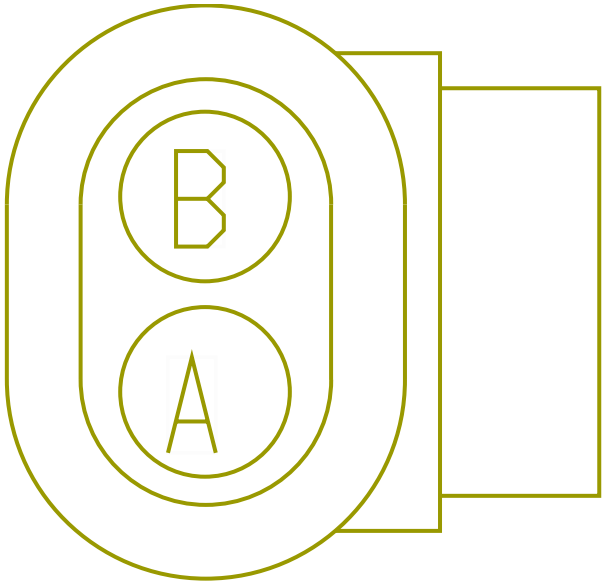

LT/RH/LoneStar - X15/A26 - Work Lights - LED W/ Sw Pack - Customer Supplied - Sleeper W/ RKE W/AUTO REV:Diagram1
LT/RH/LoneStar - X15/A26 - Work Lights - LED W/ Sw Pack - Customer Supplied - Sleeper W/ RKE W/AUTO REV:Diagram2
LT/RH/LoneStar - X15/A26 - Work Lights - LED W/ Sw Pack - Customer Supplied - Sleeper W/O RKE:Diagram1
LT/RH/LoneStar - X15/A26 - Work Lights - LED W/ Sw Pack - Customer Supplied - Sleeper W/O RKE:Diagram2
LT/RH/LoneStar - X15/A26 - Work Lights - LED W/ Sw Pack - Customer Supplied - Sleeper W/O RKE W/AUTO REV:Diagram1
LT/RH/LoneStar - X15/A26 - Work Lights - LED W/ Sw Pack - Customer Supplied - Sleeper W/O RKE W/AUTO REV:Diagram2
LT/RH/LoneStar - X15/A26 - Work Lights -LED W/ Sw Pack - Sleeper:Diagram1
LT/RH/LoneStar - X15/A26 - Work Lights -LED W/ Sw Pack - Sleeper W/ RKE W/AUTO REV:Diagram1
LT/RH/LoneStar - X15/A26 - Work Lights -LED W/ Sw Pack - Sleeper W/O RKE:Diagram1
LT/RH/LoneStar - X15/A26 - Work Lights -LED W/ Sw Pack - Sleeper W/O RKE W/AUTO REV:Diagram1

Mates LT-LED-WORK_SLPR-1032-01-0 6B

Name	Terminal Part Number	V-Min	Name	Wire Part Number	Wire CSA	Wire Spec	Wire Material description	Wire Color Description	Wire Length	End2 Terminal Part Number	End2 Pin Name	End2 Connector
A	-	-	V65A	3510318 R1	1.16	16.0	Thin Wall XLPE Primary Cable	ORANGE	615.0	-	X	-
B	-	-	V65-GB	3510360 R1	1.16	16.0	Thin Wall XLPE Primary Cable	WHITE	415.0	-	X	-

Connector Name	H03-5301
Part Number	3535769C1
Instances	LT/RH LoneStar - X15/A26 - Speakers:Four Speakers N/BT N/QC:Diagram2-Sleeper LT/RH LoneStar - X15/A26 - Speakers:Four Speakers N/BT W/QC:Diagram2-Sleeper LT/RH LoneStar - X15/A26 - Speakers:Four Speakers W/BT N/QC:Diagram2-Sleeper LT/RH LoneStar - X15/A26 - Speakers:Four Speakers W/BT W/QC:Diagram2-Sleeper LT/RH LoneStar - X15/A26 - Speakers:Speakers N/BT W/AMP N/QC:Diagram1 LT/RH LoneStar - X15/A26 - Speakers:Speakers W/BT W/AMP N/QC:Diagram1

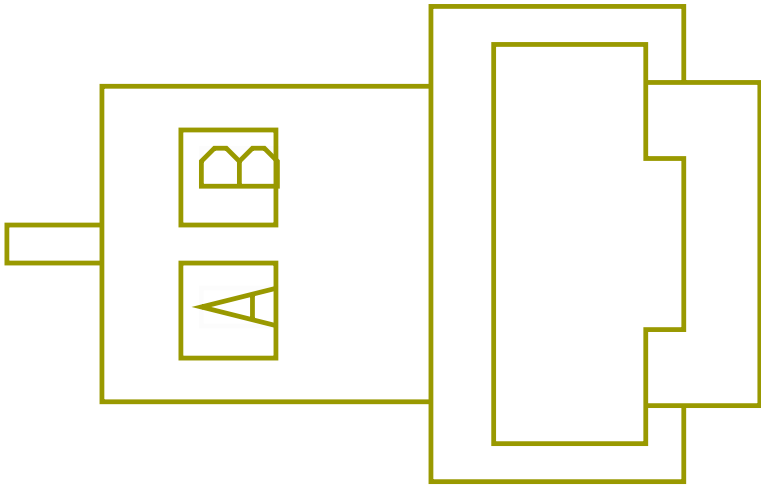

Name	Terminal Part Number	V-Min	Name	Wire Part Number	Wire CSA	Wire Spec	Wire Material description	Wire Color Description	Wire Length	End2 Terminal Part Number	End2 Pin Name	End2 Connect or
A	-	-	V86BB	2643671 R1	0.79	18.0	Std. Wall XLPE Primary Cable	LIGHT GREEN	720.0	-	A	5300
B	-	-	V86CB	2643671 R1	0.79	18.0	Std. Wall XLPE Primary Cable	LIGHT GREEN	720.0	-	B	5300

Connector Name	H03-5302
Part Number	3535769C1
Instances	LT/RH LoneStar - X15/A26 - Speakers:Four Speakers N/BT N/QC:Diagram2-Sleeper LT/RH LoneStar - X15/A26 - Speakers:Four Speakers N/BT W/QC:Diagram2-Sleeper LT/RH LoneStar - X15/A26 - Speakers:Four Speakers W/BT N/QC:Diagram2-Sleeper LT/RH LoneStar - X15/A26 - Speakers:Four Speakers W/BT W/QC:Diagram2-Sleeper LT/RH LoneStar - X15/A26 - Speakers:Speakers N/BT W/AMP N/QC:Diagram1 LT/RH LoneStar - X15/A26 - Speakers:Speakers W/BT W/AMP N/QC:Diagram1

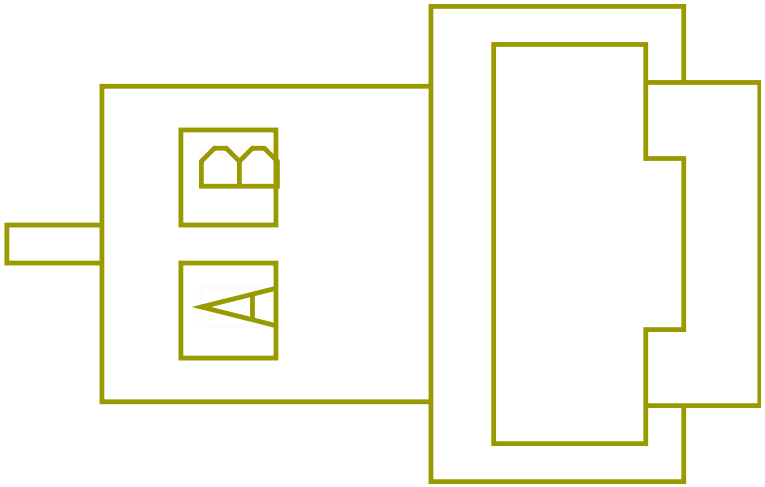

Name	Terminal Part Number	V-Min	Name	Wire Part Number	Wire CSA	Wire Spec	Wire Material description	Wire Color Description	Wire Length	End2 Terminal Part Number	End2 Pin Name	End2 Connect or
A	-	-	V86DB	2643671 R1	0.79	18.0	Std. Wall XLPE Primary Cable	LIGHT GREEN	1435.0	-	C	5300
B	-	-	V86EB	2643671 R1	0.79	18.0	Std. Wall XLPE Primary Cable	LIGHT GREEN	1435.0	-	D	5300

Connector Name	J1-1603
Part Number	3598711C1
Instances	LoneStar - X15 - Body Builder Lighting - (BOC EOF In Cab) (8HAB 8HAE 8HAU) (Automatic):Diagram1 LoneStar - X15 - Body Builder Lighting - (BOC EOF In Cab) (8HAB 8HAE 8HAU) (Automatic):Diagram2 LoneStar - X15 - Body Builder Lighting - (BOC EOF In Cab) (8HAB 8HAE 8HAU) (Manual):Diagram1 LoneStar - X15 - Body Builder Lighting - (BOC EOF In Cab) (8HAB 8HAE 8HAU) (Manual):Diagram2 LoneStar - X15 - City Horn W/ 4PIN CLK W/O RKA:Diagram1-Combination1 LoneStar - X15 - City Horn W/ 4PIN CLK W/RKA:Diagram1-Combination1 LoneStar - X15 - City Horn W/ 10PIN CLK W/RKA:Diagram1-Combination1 LoneStar - X15 - City Horn W/ 10PIN CLK W/O RKA:Diagram1-Combination1 LoneStar - X15 - Headlights Halogen N/INT N/LOWW:Diagram1 LoneStar - X15 - Headlights Halogen N/INT W/LOWW:Diagram1 LoneStar - X15 - Headlights Halogen W/INT N/LOWW:Diagram1 LoneStar - X15 - Headlights Halogen W/INT W/ LOWW:Diagram1 LT/RH - 2021 A26 - Heating Ventilation & Air Conditioning (HVAC) (Auto Control head W/PT Transducer N/Low Pressure SW):Diagram1 - HVAC LT/RH - A26 - Back of Cab Aux Work Light (2 blunt cuts without relay) (Backup with Manual Trans- not Endurant):Diagram2 LT/RH - A26 - Body Builder Lighting - (BOC EOF In Cab) (8HAB 8HAE 8HAU) (Manual):Diagram2 LT/RH - A26 - Work Lights (2 Blunt Cuts Only W/O Relay) W/ Backup W/Manual Trans Day Cab:Diagram1 LT/RH - A26 - Work Lights (2 Blunt Cuts Only W/O Relay) W/ Backup W/Manual Trans Day Cab:Diagram2 LT/RH - A26 - Work Lights (2 Blunt Cuts Only W/O Relay) W/ Backup W/Manual Trans Day Cab:Diagram3 LT/RH - A26 - Work Lights (2 Blunt Cuts Only W/O Relay) W/ Backup W/Manual Trans Day Cab:Diagram4 LT/RH - A26 - Work Lights - LED W/ Sw Pack - Customer Supplied - Sleeper W/ RKE W/MAN REV:Diagram1 LT/RH - A26 - Work Lights - LED W/ Sw Pack - Customer Supplied - Sleeper W/ RKE W/MAN REV:Diagram2

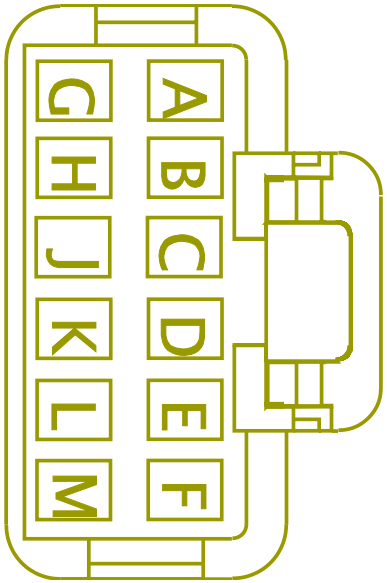

LT/RH - A26 - Work Lights - LED W/ Sw Pack - Customer Supplied - Sleeper W/ RKE W/MAN REV:Diagram3
LT/RH - A26 - Work Lights - LED W/ Sw Pack - Customer Supplied - Sleeper W/ RKE W/MAN REV:Diagram4
LT/RH - A26 - Work Lights - LED W/ Sw Pack - Customer Supplied - Sleeper W/O RKE W/MAN REV:Diagram1
LT/RH - A26 - Work Lights - LED W/ Sw Pack - Customer Supplied - Sleeper W/O RKE W/MAN REV:Diagram2
LT/RH - A26 - Work Lights - LED W/ Sw Pack - Customer Supplied - Sleeper W/O RKE W/MAN REV:Diagram3
LT/RH - A26 - Work Lights - LED W/ Sw Pack - Customer Supplied - Sleeper W/O RKE W/MAN REV:Diagram4
LT/RH - A26 - Work Lights -LED W/ Sw Pack - Sleeper W/ RKE W/MAN REV:Diagram1
LT/RH - A26 - Work Lights -LED W/ Sw Pack - Sleeper W/ RKE W/MAN REV:Diagram2
LT/RH - A26 - Work Lights -LED W/ Sw Pack - Sleeper W/O RKE W/MAN REV:Diagram1
LT/RH - A26 - Work Lights -LED W/ Sw Pack - Sleeper W/O RKE W/MAN REV:Diagram2
LT/RH - A26 - Work Lights LED W/ Sw Pack - Day Cab W/ RKE W/MAN REV:Diagram1
LT/RH - A26 - Work Lights LED W/ Sw Pack - Day Cab W/ RKE W/MAN REV:Diagram2
LT/RH - A26 - Work Lights LED W/ Sw Pack - Day Cab W/O RKE W/MAN REV:Diagram1
LT/RH - A26 - Work Lights LED W/ Sw Pack - Day Cab W/O RKE W/MAN REV:Diagram2
LT/RH - A26 - Work Lights W/ Sw Pack - Customer Supplied W/ RKE W/MAN REV:Diagram1
LT/RH - A26 - Work Lights W/ Sw Pack - Customer Supplied W/ RKE W/MAN REV:Diagram2
LT/RH - A26 - Work Lights W/ Sw Pack - Customer Supplied W/ RKE W/MAN REV:Diagram3
LT/RH - A26 - Work Lights W/ Sw Pack - Customer Supplied W/ RKE W/MAN REV:Diagram4
LT/RH - A26 - Work Lights W/ Sw Pack - Customer Supplied W/ O RKE W/MAN REV:Diagram1
LT/RH - A26 - Work Lights W/ Sw Pack - Customer Supplied W/ O RKE W/MAN REV:Diagram2
LT/RH - A26 - Work Lights W/ Sw Pack - Customer Supplied W/ O RKE W/MAN REV:Diagram3
LT/RH - A26 - Work Lights W/ Sw Pack - Customer Supplied W/ O RKE W/MAN REV:Diagram4

LT/RH - X15 - Body Builder Lighting - (BOC EOF In Cab) (8HAB 8HAE 8HAU) (Manual):Diagram1
LT/RH - X15 - Body Builder Lighting - (BOC EOF In Cab) (8HAB 8HAE 8HAU) (Manual):Diagram2
LT/RH - X15/A26 - Body Builder Lighting - (BOC EOF In Cab) (8HAB 8HAE 8HAU) (Automatic):Diagram1
LT/RH - X15/A26 - Body Builder Lighting - (BOC EOF In Cab) (8HAB 8HAE 8HAU) (Automatic):Diagram2
LT/RH - X15/A26 - City Horn W/ 4PIN CLK W/O RKA:Diagram1-Combination1
LT/RH - X15/A26 - City Horn W/ 4PIN CLK W/RKA:Diagram1-Combination1
LT/RH - X15/A26 - City Horn W/ 10PIN CLK W/RKA:Diagram1-Combination1
LT/RH - X15/A26 - City Horn W/ 10PIN CLK W/O RKA:Diagram1-Combination1
LT/RH - X15/A26 - Work Lights W/ Sw Pack - Customer Supplied:Diagram1
LT/RH - X15/A26 - Work Lights W/ Sw Pack - Customer Supplied:Diagram2
LT/RH/LoneStar - X15 - Work Lights (2 Blunt Cuts Only W/O Relay) W/Backup W/Manual Trans:Diagram1
LT/RH/LoneStar - X15 - Work Lights (2 Blunt Cuts Only W/O Relay) W/Backup W/Manual Trans:Diagram2
LT/RH/LoneStar - X15 - Work Lights - LED W/ Sw Pack - Customer Supplied - Sleeper W/ RKE W/MAN REV:Diagram1
LT/RH/LoneStar - X15 - Work Lights - LED W/ Sw Pack - Customer Supplied - Sleeper W/ RKE W/MAN REV:Diagram2
LT/RH/LoneStar - X15 - Work Lights - LED W/ Sw Pack - Customer Supplied - Sleeper W/O RKE W/MAN REV:Diagram1
LT/RH/LoneStar - X15 - Work Lights - LED W/ Sw Pack - Customer Supplied - Sleeper W/O RKE W/MAN REV:Diagram2
LT/RH/LoneStar - X15 - Work Lights -LED W/ Sw Pack - Sleeper W/ RKE W/MAN REV:Diagram1
LT/RH/LoneStar - X15 - Work Lights -LED W/ Sw Pack - Sleeper W/O RKE W/MAN REV:Diagram1
LT/RH/LoneStar - X15 - Work Lights W/ Sw Pack - Customer Supplied W/ RKE W/MAN REV:Diagram1
LT/RH/LoneStar - X15 - Work Lights W/ Sw Pack - Customer Supplied W/ RKE W/MAN REV:Diagram2
LT/RH/LoneStar - X15 - Work Lights W/ Sw Pack - Customer Supplied W/O RKE W/MAN REV:Diagram1
LT/RH/LoneStar - X15 - Work Lights W/ Sw Pack - Customer Supplied W/O RKE W/MAN REV:Diagram2

LT/RH/LoneStar - X15/A26 - BODY CONTROL MODULE (Body Control Module):Connector J1-1603
LT/RH/LoneStar - X15/A26 - Body Builder Lighting - (Blunt Cut):Diagram1
LT/RH/LoneStar - X15/A26 - Body Builder Lighting - (Blunt Cut):Diagram2
LT/RH/LoneStar - X15/A26 - Rear Lights Stop - Dual Assembly:Diagram1
LT/RH/LoneStar - X15/A26 - Rear Lights Stop - Dual Assembly:Diagram2
LT/RH/LoneStar - X15/A26 - Rear Lights Stop - Single Assembly Option 1:Diagram1
LT/RH/LoneStar - X15/A26 - Rear Lights Stop - Single Assembly Option 1:Diagram2
LT/RH/LoneStar - X15/A26 - Rear Lights Stop - Single Assembly Option 2:Diagram1
LT/RH/LoneStar - X15/A26 - Rear Lights Stop - Single Assembly Option 2:Diagram2
LT/RH/LoneStar - X15/A26 - Telematics (TRIPMASTER DAYCAB):Diagram1
LT/RH/LoneStar - X15/A26 - Telematics (TRIPMASTER SLEEPER):Diagram1
LT/RH/LoneStar - X15/A26 - Trailer Interface (Lighting) – BOC & EOF_NA:Diagram1-Combination1
LT/RH/LoneStar - X15/A26 - Trailer Interface (Lighting) – BOC & EOF_NA:Diagram1-Combination2
LT/RH/LoneStar - X15/A26 - Trailer Interface (Lighting) – BOC & EOF_NA:Diagram1-Combination3
LT/RH/LoneStar - X15/A26 - Trailer Interface (Lighting) – BOC & EOF_NA:Diagram1-Combination4
LT/RH/LoneStar - X15/A26 - Trailer Interface (Lighting) – BOC NA:Diagram1
LT/RH/LoneStar - X15/A26 - Trailer Interface (Lighting) – BOC NA:Diagram2
LT/RH/LoneStar - X15/A26 - Trailer Interface (Lighting) – TRAMEC_NA:Diagram1
LT/RH/LoneStar - X15/A26 - Work Lights (2 Blunt Cuts Only W/O Relay):Diagram1
LT/RH/LoneStar - X15/A26 - Work Lights (2 Blunt Cuts Only W/O Relay):Diagram2
LT/RH/LoneStar - X15/A26 - Work Lights (2 Blunt Cuts Only W/O Relay) W/Backup W/Auto Trans (Allison and Endurant):Diagram1

LT/RH/LoneStar - X15/A26 - Work Lights (2 Blunt Cuts Only W/O Relay) W/Backup W/Auto Trans (Allison and Endurant):Diagram2
LT/RH/LoneStar - X15/A26 - Work Lights - LED W/ Sw Pack - Customer Supplied - Sleeper:Diagram1
LT/RH/LoneStar - X15/A26 - Work Lights - LED W/ Sw Pack - Customer Supplied - Sleeper:Diagram2
LT/RH/LoneStar - X15/A26 - Work Lights - LED W/ Sw Pack - Customer Supplied - Sleeper W/ RKE W/AUTO REV:Diagram1
LT/RH/LoneStar - X15/A26 - Work Lights - LED W/ Sw Pack - Customer Supplied - Sleeper W/ RKE W/AUTO REV:Diagram2
LT/RH/LoneStar - X15/A26 - Work Lights - LED W/ Sw Pack - Customer Supplied - Sleeper W/O RKE:Diagram1
LT/RH/LoneStar - X15/A26 - Work Lights - LED W/ Sw Pack - Customer Supplied - Sleeper W/O RKE:Diagram2
LT/RH/LoneStar - X15/A26 - Work Lights - LED W/ Sw Pack - Customer Supplied - Sleeper W/O RKE W/AUTO REV:Diagram1
LT/RH/LoneStar - X15/A26 - Work Lights - LED W/ Sw Pack - Customer Supplied - Sleeper W/O RKE W/AUTO REV:Diagram2
LT/RH/LoneStar - X15/A26 - Work Lights - LED W/ Sw Pack - Customer Supplied - Sleeper W/O RKE W/Endurant (Schneider):Diagram1
LT/RH/LoneStar - X15/A26 - Work Lights - LED W/ Sw Pack - Customer Supplied - Sleeper W/O RKE W/Endurant (Schneider):Diagram2
LT/RH/LoneStar - X15/A26 - Work Lights -LED W/ Sw Pack - Sleeper:Diagram1
LT/RH/LoneStar - X15/A26 - Work Lights -LED W/ Sw Pack - Sleeper W/ RKE W/AUTO REV:Diagram1
LT/RH/LoneStar - X15/A26 - Work Lights -LED W/ Sw Pack - Sleeper W/O RKE:Diagram1
LT/RH/LoneStar - X15/A26 - Work Lights -LED W/ Sw Pack - Sleeper W/O RKE W/AUTO REV:Diagram1
LT/RH/LoneStar - X15/A26 - Work Lights LED W/ Sw Pack - Day Cab:Diagram1
LT/RH/LoneStar - X15/A26 - Work Lights LED W/ Sw Pack - Day Cab W/ RKE W/AUTO REV:Diagram1
LT/RH/LoneStar - X15/A26 - Work Lights LED W/ Sw Pack - Day Cab W/O RKE:Diagram1
LT/RH/LoneStar - X15/A26 - Work Lights LED W/ Sw Pack - Day Cab W/O RKE W/AUTO REV:Diagram1
LT/RH/LoneStar - X15/A26 - Work Lights W/ Sw Pack - Customer Supplied:Diagram1

LT/RH/LoneStar - X15/A26 - Work Lights W/ Sw Pack - Customer Supplied:Diagram2
LT/RH/LoneStar - X15/A26 - Work Lights W/ Sw Pack - Customer Supplied W/ RKE W/AUTO REV:Diagram1
LT/RH/LoneStar - X15/A26 - Work Lights W/ Sw Pack - Customer Supplied W/ RKE W/AUTO REV:Diagram2
LT/RH/LoneStar - X15/A26 - Work Lights W/ Sw Pack - Customer Supplied W/O RKE W/AUTO REV:Diagram1
LT/RH/LoneStar - X15/A26 - Work Lights W/ Sw Pack - Customer Supplied W/O RKE W/AUTO REV:Diagram2
LT/RH/LoneStar X15 - Heating Ventilation & Air Conditioning (HVAC) Auto Temp Control:Diagram1 - HVAC
LT/RH/LoneStar X15 - Heating Ventilation & Air Conditioning (HVAC) Manual:Diagram1 - HVAC
LT/RH/LoneStar X15 - Work Lights LED W/ Sw Pack - Day Cab W/ RKE W/MAN REV:Diagram1
LT/RH/LoneStar X15 - Work Lights LED W/ Sw Pack - Day Cab W/O RKE W/MAN REV:Diagram1
RH - X15/A26 - Headlights Halogen N/INT N/LOWW:Diagram1
RH - X15/A26 - Headlights Halogen N/INT W/LOWW:Diagram1
RH - X15/A26 - Headlights Halogen W/INT N/LOWW:Diagram1
RH - X15/A26 - Headlights Halogen W/INT W/LOWW:Diagram1
RH - X15/A26 - Headlights LED N/INT N/LOWW LT:Diagram1
RH - X15/A26 - Headlights LED N/INT W/LOWW LT:Diagram1
RH - X15/A26 - Headlights LED W/INT N/LOWW LT:Diagram1
RH - X15/A26 - Headlights LED W/INT W/LOWW LT:Diagram1

Mates MODU-BCM-A000-10-00

Name	Terminal Part Number	V-Min	Name	Wire Part Number	Wire CSA	Wire Spec	Wire Material description	Wire Color Description	Wire Length	End2 Terminal Part Number	End2 Pin Name	End2 Connector
A	-	-	BL57BB	3510300 R1	1.16	16.0	Thin Wall XLPE Primary Cable	LIGHT GREEN	560.0	-	71	1700
A	-	-	BM57T	3510320 R1	3.01	12.0	Thin Wall XLPE Primary Cable	ORANGE	640.0	-	6	1701

Name	Terminal Part Number	V-Min	Name	Wire Part Number	Wire CSA	Wire Spec	Wire Material description	Wire Color Description	Wire Length	End2 Terminal Part Number	End2 Pin Name	End2 Connector
A	-	-	BG57BB	3510318 R1	1.16	16.0	Thin Wall XLPE Primary Cable	ORANGE	185.0	-	-	-
A	-	-	BM57T	3510320 R1	3.01	12.0	Thin Wall XLPE Primary Cable	ORANGE	640.0	-	-	-
A	-	-	BL57BB	3510300 R1	1.16	16.0	Thin Wall XLPE Primary Cable	LIGHT GREEN	560.0	-	-	-
A	-	-	BG57BB	3510318 R1	1.16	16.0	Thin Wall XLPE Primary Cable	ORANGE	185.0	-	PIN1	-
B	-	-	BL56BB	3510336 R1	1.16	16.0	Thin Wall XLPE Primary Cable	YELLOW 2	560.0	-	69	1700
B	-	-	BM56T	3510320 R1	3.01	12.0	Thin Wall XLPE Primary Cable	ORANGE	640.0	-	5	1701
B	-	-	BL56BB	3510336 R1	1.16	16.0	Thin Wall XLPE Primary Cable	YELLOW 2	560.0	-	-	-
B	-	-	BG56BB	3510318 R1	1.16	16.0	Thin Wall XLPE Primary Cable	ORANGE	150.0	-	-	-

Name	Terminal Part Number	V-Min	Name	Wire Part Number	Wire CSA	Wire Spec	Wire Material description	Wire Color Description	Wire Length	End2 Terminal Part Number	End2 Pin Name	End2 Connector
B	-	-	BM56T	3510320 R1	3.01	12.0	Thin Wall XLPE Primary Cable	ORANGE	640.0	-	-	-
C	-	-	AA77	3510299 R1	0.79	18.0	Thin Wall XLPE Primary Cable	LIGHT GREEN	2660.0	-	65	1703M
C	-	-	AA77	3510299 R1	0.79	18.0	Thin Wall XLPE Primary Cable	LIGHT GREEN	2660.0	-	-	-
C	-	-	1A77	-	0.0	16.0	-	LIGHT GREEN	0.0	-	65	1703M
D	-	-	AA56A	3510318 R1	1.16	16.0	Thin Wall XLPE Primary Cable	ORANGE	635.0	-	-	-
D	-	-	1A56A	-	0.0	16.0	-	ORANGE	0.0	-	D	J1-1603
E	-	-	AA85	3510312 R1	1.16	16.0	Thin Wall XLPE Primary Cable	GREY	560.0	-	21	1700
E	-	-	AA85	3510312 R1	1.16	16.0	Thin Wall XLPE Primary Cable	GREY	560.0	-	-	-
F	-	-	CU64A	3510336 R1	1.16	16.0	Thin Wall XLPE Primary Cable	YELLOW 2	560.0	-	-	-
G	-	-	BU65	3510318 R1	1.16	16.0	Thin Wall XLPE Primary Cable	ORANGE	535.0	-	X	-

Name	Terminal Part Number	V-Min	Name	Wire Part Number	Wire CSA	Wire Spec	Wire Material description	Wire Color Description	Wire Length	End2 Terminal Part Number	End2 Pin Name	End2 Connector
G	-	-	BY65	3510318 R1	1.16	16.0	Thin Wall XLPE Primary Cable	ORANGE	800.0	-	X	-
G	-	-	BW65	3510318 R1	1.16	16.0	Thin Wall XLPE Primary Cable	ORANGE	535.0	-	X	-
G	-	-	BX65	3510318 R1	1.16	16.0	Thin Wall XLPE Primary Cable	ORANGE	535.0	-	X	-
G	-	-	BT65	3510317 R1	0.79	18.0	Thin Wall XLPE Primary Cable	ORANGE	1975.0	-	20	5000A
G	-	-	BS65	3510317 R1	0.79	18.0	Thin Wall XLPE Primary Cable	ORANGE	640.0	-	68	1701
G	-	-	BS65	3510317 R1	0.79	18.0	Thin Wall XLPE Primary Cable	ORANGE	640.0	-	-	-
G	-	-	BW65	3510318 R1	1.16	16.0	Thin Wall XLPE Primary Cable	ORANGE	535.0	-	-	-
G	-	-	BU65	3510318 R1	1.16	16.0	Thin Wall XLPE Primary Cable	ORANGE	535.0	-	-	-

Name	Terminal Part Number	V-Min	Name	Wire Part Number	Wire CSA	Wire Spec	Wire Material description	Wire Color Description	Wire Length	End2 Terminal Part Number	End2 Pin Name	End2 Connector
G	-	-	BX65	3510318 R1	1.16	16.0	Thin Wall XLPE Primary Cable	ORANGE	535.0	-	-	-
G	-	-	BT65	3510317 R1	0.79	18.0	Thin Wall XLPE Primary Cable	ORANGE	1975.0	-	-	-
G	-	-	BY65	3510318 R1	1.16	16.0	Thin Wall XLPE Primary Cable	ORANGE	800.0	-	-	-
H	-	-	DE52A	3510337 R1	1.91	14.0	Thin Wall XLPE Primary Cable	YELLOW 2	560.0	-	1	1700
H	-	-	BB52AA	3510337 R1	1.91	14.0	Thin Wall XLPE Primary Cable	YELLOW 2	385.0	-	-	-
H	-	-	DE52A	3510337 R1	1.91	14.0	Thin Wall XLPE Primary Cable	YELLOW 2	560.0	-	-	-
H	-	-	BB52AA	3510337 R1	1.91	14.0	Thin Wall XLPE Primary Cable	YELLOW 2	385.0	-	X	-
J	-	-	2B58	3510306 R1	1.16	16.0	Thin Wall XLPE Primary Cable	BROWN	560.0	-	-	-

Name	Terminal Part Number	V-Min	Name	Wire Part Number	Wire CSA	Wire Spec	Wire Material description	Wire Color Description	Wire Length	End2 Terminal Part Number	End2 Pin Name	End2 Connector
K	-	-	CU64B	3510336 R1	1.16	16.0	Thin Wall XLPE Primary Cable	YELLOW 2	560.0	-	-	-
L	-	-	DE52B	3510337 R1	1.91	14.0	Thin Wall XLPE Primary Cable	YELLOW 2	560.0	-	3	1700
L	-	-	DE52B	3510337 R1	1.91	14.0	Thin Wall XLPE Primary Cable	YELLOW 2	560.0	-	-	-
M	-	-	AA57C	3510318 R1	1.16	16.0	Thin Wall XLPE Primary Cable	ORANGE	635.0	-	-	-
M	-	-	1A57C	-	0.0	16.0	-	ORANGE	0.0	-	M	J1-1603

Connector Name	J1-1603
Part Number	3598711C1
Instances	LoneStar - X15/A26 - Front Fog Lamps:Diagram1 LT - X15/A26 - Headlights Halogen N/INT N/LOWW:Diagram1 LT - X15/A26 - Headlights Halogen N/INT W/LOWW:Diagram1 LT - X15/A26 - Headlights Halogen W/INT N/LOWW:Diagram1 LT - X15/A26 - Headlights Halogen W/INT W/LOWW:Diagram1 LT - X15/A26 - Headlights LED N/ INT N/LOWW:Diagram1 LT - X15/A26 - Headlights LED N/ INT W/LOWW:Diagram1 LT - X15/A26 - Headlights LED W/INT N/LOWW:Diagram1 LT - X15/A26 - Headlights LED W/INT W/LOWW:Diagram1 LT/RH - 2021 A26 - Heating Ventilation & Air Conditioning (HVAC) (Manual W/PT Transduce N/Low Pressure SW):Diagram1 - HVAC LT/RH - A26 - Back of Cab Aux Work Light (2 blunt cuts without relay) (Backup with Manual Trans- not Endurant):Diagram1 LT/RH - A26 - Body Builder Lighting - (BOC EOF In Cab) (8HAB 8HAE 8HAU) (Manual):Diagram1 LT/RH - X15/A26 - Fog Lights Lamps:Diagram1 LT/RH - X15/A26 - Marker Lights (With 125 LED):Diagram1
Mates	MODU-BCM-A000-10-00

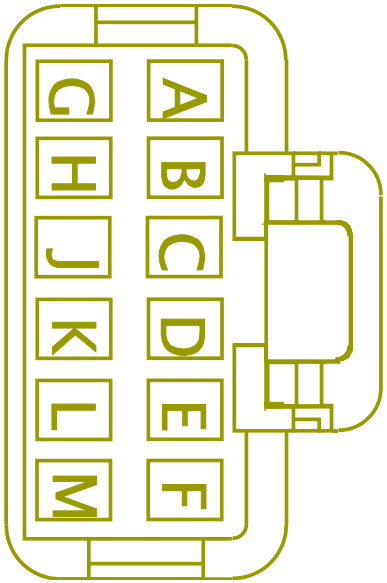

Name	Terminal Part Number	V-Min	Name	Wire Part Number	Wire CSA	Wire Spec	Wire Material description	Wire Color Description	Wire Length	End2 Terminal Part Number	End2 Pin Name	End2 Connector
A	-	-	BG57BB	3510318 R1	1.16	16.0	Thin Wall XLPE Primary Cable	ORANGE	185.0	-	-	-
A	-	-	BL57BB	3510300 R1	1.16	16.0	Thin Wall XLPE Primary Cable	LIGHT GREEN	560.0	-	-	-
B	-	-	BG56BB	3510318 R1	1.16	16.0	Thin Wall XLPE Primary Cable	ORANGE	150.0	-	PIN1	-

Name	Terminal Part Number	V-Min	Name	Wire Part Number	Wire CSA	Wire Spec	Wire Material description	Wire Color Description	Wire Length	End2 Terminal Part Number	End2 Pin Name	End2 Connector
B	-	-	BL56BB	3510336 R1	1.16	16.0	Thin Wall XLPE Primary Cable	YELLOW 2	560.0	-	-	-
C	-	-	1A77	-	0.0	16.0	-	LIGHT GREEN	0.0	-	65	1703M
D	-	-	1A56A	-	0.0	16.0	-	ORANGE	0.0	-	D	J1-1603
F	-	-	CU64A	3510336 R1	1.16	16.0	Thin Wall XLPE Primary Cable	YELLOW 2	560.0	-	22	1700
G	-	-	BU65	3510318 R1	1.16	16.0	Thin Wall XLPE Primary Cable	ORANGE	535.0	-	-	-
H	-	-	DE52A	3510337 R1	1.91	14.0	Thin Wall XLPE Primary Cable	YELLOW 2	560.0	-	1	1700
J	-	-	2B58	3510306 R1	1.16	16.0	Thin Wall XLPE Primary Cable	BROWN	560.0	-	5	1700
K	-	-	CU64B	3510336 R1	1.16	16.0	Thin Wall XLPE Primary Cable	YELLOW 2	560.0	-	23	1700
L	-	-	DE52B	3510337 R1	1.91	14.0	Thin Wall XLPE Primary Cable	YELLOW 2	560.0	-	3	1700
M	-	-	1A57C	-	0.0	16.0	-	ORANGE	0.0	-	M	J1-1603

Connector Name	J1-1930
Part Number	3572899C1
Instances	LT/RH/LoneStar - X15/A26 - DLB - Remote Power Module (2 RPM w/ Switch Packs):Diagram1
Mates	DEV-RPM-01

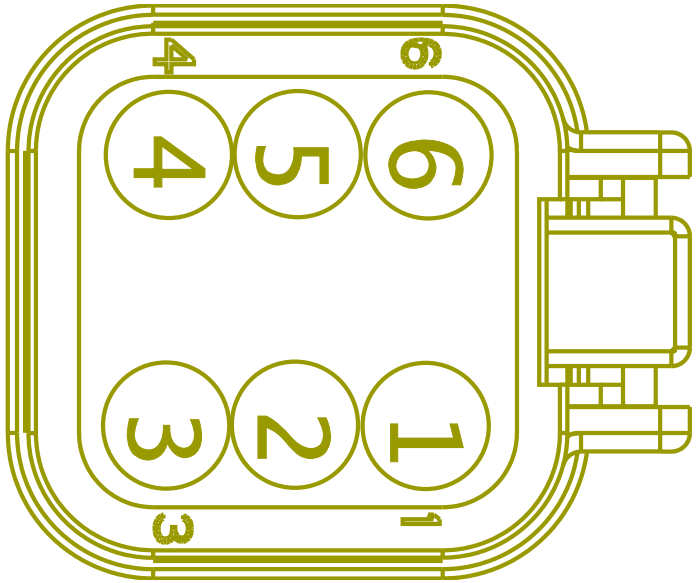

Name	Terminal Part Number	V-Min	Name	Wire Part Number	Wire CSA	Wire Spec	Wire Material description	Wire Color Description	Wire Length	End2 Terminal Part Number	End2 Pin Name	End2 Connector
2	-	-	EW11-GR	3510361 R1	1.91	14.0	Thin Wall XLPE Primary Cable	WHITE	3490.0	-	-	-
3	-	-	-	-	-	-	-	-	-	-	-	-
4	-	-	-	-	-	-	-	-	-	-	-	-
6	-	-	EW20	2643678 R1	1.16	16.0	Std. Wall XLPE Primary Cable	LIGHT GREEN	5725.0	-	-	-

Connector Name	J1-4410A
Part Number	3572899C1
Instances	LT/RH/LoneStar - X15/A26 - DLB - Remote Power Module (2 RPM w/ Switch Packs):Diagram1
Mates	DEV-RPM-02

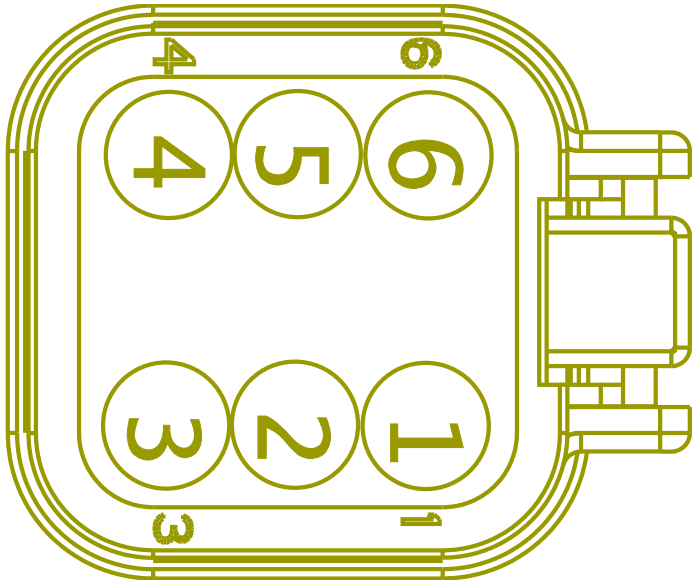

Name	Terminal Part Number	V-Min	Name	Wire Part Number	Wire CSA	Wire Spec	Wire Material description	Wire Color Description	Wire Length	End2 Terminal Part Number	End2 Pin Name	End2 Connector
2	-	-	N11-GPM	2643689 R1	1.91	14.0	Std. Wall XLPE Primary Cable	WHITE	370.0	-	2	J2-4410B
3	-	-	-	-	-	-	-	-	-	-	-	-
4	-	-	-	-	-	-	-	-	-	-	-	-
6	-	-	N14W	2643760 R1	1.16	16.0	Std. Wall XLPE Primary Cable	RED	370.0	-	6	J2-4410B

Connector Name	J1
Part Number	RING-E-1-2_0
Instances	LT/RH - A26/X15 - Maxwell 12V Ultracapacitor Engine Start Module (ESM):Diagram1
Mates	MOT-STARTER-5024-01-03A



Name	Terminal Part Number	V-Min	Name	Wire Part Number	Wire CSA	Wire Spec	Wire Material description	Wire Color Description	Wire Length	End2 Terminal Part Number	End2 Pin Name	End2 Connect or
A	-	-	WIRE416323	-	0.0	-	-	-	0.0	-	A	6049_C

Connector Name	J2-1604
Part Number	3598710C1
Instances	LoneStar - X15 - Body Builder Lighting - (BOC EOF In Cab) (8HAB 8HAE 8HAU) (Automatic):Diagram1 LoneStar - X15 - Body Builder Lighting - (BOC EOF In Cab) (8HAB 8HAE 8HAU) (Automatic):Diagram2 LoneStar - X15 - Body Builder Lighting - (BOC EOF In Cab) (8HAB 8HAE 8HAU) (Manual):Diagram1 LoneStar - X15 - Body Builder Lighting - (BOC EOF In Cab) (8HAB 8HAE 8HAU) (Manual):Diagram2 LoneStar - X15 - Headlights Halogen N/INT N/LOWW:Diagram1 LoneStar - X15 - Headlights Halogen N/INT W/LOWW:Diagram1 LoneStar - X15 - Headlights Halogen W/INT N/LOWW:Diagram1 LoneStar - X15 - Headlights Halogen W/INT W/ LOWW:Diagram1 LoneStar - X15 - Modesty Lighting W/ Day Cab W/ 2 Turn /0 Marker:Diagram1 LoneStar - X15 - Modesty Lighting W/ Sleeper W/ 4 Side Turns / 0 Marker:Diagram1 LoneStar - X15/A26 - Marker Lights (Halogen):Diagram1 LT/RH - A26 - Body Builder Lighting - (BOC EOF In Cab) (8HAB 8HAE 8HAU) (Manual):Diagram1 LT/RH - X15 - Body Builder Lighting - (BOC EOF In Cab) (8HAB 8HAE 8HAU) (Manual):Diagram1 LT/RH - X15 - Body Builder Lighting - (BOC EOF In Cab) (8HAB 8HAE 8HAU) (Manual):Diagram2 LT/RH - X15/A26 - Land Departure Warning - (Bendix - AutoVue W/ Qualcomm Safety Direct):Diagram1 LT/RH - X15/A26 - Body Builder Lighting - (BOC EOF In Cab) (8HAB 8HAE 8HAU) (Automatic):Diagram1 LT/RH - X15/A26 - Body Builder Lighting - (BOC EOF In Cab) (8HAB 8HAE 8HAU) (Automatic):Diagram2 LT/RH - X15/A26 - Directional Signal (Turn) With HEADLIGHTS:Diagram1 LT/RH - X15/A26 - Directional Signal (Turn) With HEADLIGHTS (HAL-125):Diagram1 LT/RH - X15/A26 - Directional Signal (Turn) With HEADLIGHTS (LED-125):Diagram1 LT/RH - X15/A26 - Directional Signal (Turn) With HEADLIGHTS Option2:Diagram1 LT/RH - X15/A26 - Lane Departure Warning - (Bendix - AutoVue N/ Qualcomm Safety Direct):Diagram1

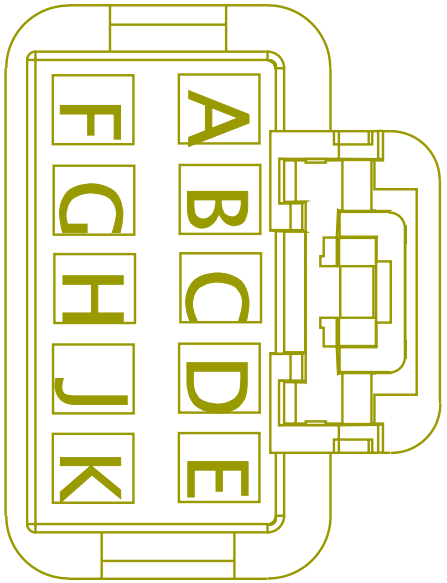

LT/RH - X15/A26 - License Plate Light (Dual LED Lamp Tail Light) Option 1:Diagram1
LT/RH - X15/A26 - License Plate Light (Dual LED Lamp Tail Light) Option 1:Diagram2
LT/RH - X15/A26 - License Plate Light (Dual LED Lamp Tail Light) Option 2:Diagram1
LT/RH - X15/A26 - License Plate Light (Dual LED Lamp Tail Light) Option 2:Diagram2
LT/RH - X15/A26 - License Plate Light (Tail Light Single Assy.) Option 1:Diagram1
LT/RH - X15/A26 - License Plate Light (Tail Light Single Assy.) Option 1:Diagram2
LT/RH - X15/A26 - License Plate Light (Tail Light Single Assy.)Option 2:Diagram1
LT/RH - X15/A26 - License Plate Light (Tail Light Single Assy.)Option 2:Diagram2
LT/RH - X15/A26 - Marker Lights (With 113 Halogen):Diagram1
LT/RH - X15/A26 - Marker Lights (With 125 Halogen):Diagram1
LT/RH - X15/A26 - Marker Lights (With113 LED):Diagram1
LT/RH - X15/A26 - Windshield Wipers Cruise Disable & Park Brake W/Wipers ON:Diagram1
LT/RH - X15/A26 - Windshield Wipers Cruise Disable W/Wipers ON:Diagram1
LT/RH/LoneStar - X15/A26 - BODY CONTROL MODULE (Body Control Module):Connector J2-1604
LT/RH/LoneStar - X15/A26 - Body Builder Lighting - (Blunt Cut):Diagram1
LT/RH/LoneStar - X15/A26 - Body Builder Lighting - (Blunt Cut):Diagram2
LT/RH/LoneStar - X15/A26 - Cab Dome Light (Day Cab):Diagram1
LT/RH/LoneStar - X15/A26 - Cab Dome Light - (Sleeper Cab):Diagram1
LT/RH/LoneStar - X15/A26 - Collision Avoidance System (Warning):Diagram1
LT/RH/LoneStar - X15/A26 - Courtesy Light Cab:Diagram1
LT/RH/LoneStar - X15/A26 - License Plate Light (Tail Light Single Assy.) Option 1:Diagram1
LT/RH/LoneStar - X15/A26 - License Plate Light (Tail Light Single Assy.) Option 1:Diagram2
LT/RH/LoneStar - X15/A26 - License Plate Light (Tail Light Single Assy.) Option 2:Diagram1-Combination1
LT/RH/LoneStar - X15/A26 - License Plate Light (Tail Light Single Assy.) Option 2:Diagram1-Combination2

	LT/RH/LoneStar - X15/A26 - Mirror Lighting (Turns with Door Pods):Diagram1 LT/RH/LoneStar - X15/A26 - Mirror Lighting (Turns without Door Pods):Diagram1 LT/RH/LoneStar - X15/A26 - Telematics (TRIPMASTER DAYCAB):Diagram1 LT/RH/LoneStar - X15/A26 - Telematics (TRIPMASTER SLEEPER):Diagram1 LT/RH/LoneStar - X15/A26 - Trailer Interface (Lighting) – BOC & EOF_NA:Diagram1-Combination1 LT/RH/LoneStar - X15/A26 - Trailer Interface (Lighting) – BOC & EOF_NA:Diagram1-Combination2 LT/RH/LoneStar - X15/A26 - Trailer Interface (Lighting) – BOC & EOF_NA:Diagram1-Combination3 LT/RH/LoneStar - X15/A26 - Trailer Interface (Lighting) – BOC & EOF_NA:Diagram1-Combination4 LT/RH/LoneStar - X15/A26 - Trailer Interface (Lighting) – BOC NA:Diagram1 LT/RH/LoneStar - X15/A26 - Trailer Interface (Lighting) – BOC NA:Diagram2 LT/RH/LoneStar - X15/A26 - Trailer Interface (Lighting) – TRAMEC_NA:Diagram1 LT/RH/LoneStar - X15/A26 - Windshield Wipers Park Brake W/ Wipers ON:Diagram1 LT/RH/LoneStar - X15/A26 - Windshield Wipers Standard:Diagram1 RH - X15/A26 - Directional Signal (Turn) W/ HEADLIGHTS:Diagram1 RH - X15/A26 - Headlights Halogen N/INT N/LOWW:Diagram1 RH - X15/A26 - Headlights Halogen N/INT W/LOWW:Diagram1 RH - X15/A26 - Headlights Halogen W/INT N/LOWW:Diagram1 RH - X15/A26 - Headlights Halogen W/INT W/LOWW:Diagram1 RH - X15/A26 - Headlights LED N/INT N/LOWW LT:Diagram1 RH - X15/A26 - Headlights LED N/INT W/LOWW LT:Diagram1 RH - X15/A26 - Headlights LED W/INT N/LOWW LT:Diagram1 RH - X15/A26 - Headlights LED W/INT W/LOWW LT:Diagram1
Mates	MODU-BCM-A000-10-00

Name	Terminal Part Number	V-Min	Name	Wire Part Number	Wire CSA	Wire Spec	Wire Material description	Wire Color Description	Wire Length	End2 Terminal Part Number	End2 Pin Name	End2 Connector
A	-	-	AA82	3510312 R1	1.16	16.0	Thin Wall XLPE Primary Cable	GREY	1605.0	-	X	-
A	-	-	AA82	3510312 R1	1.16	16.0	Thin Wall XLPE Primary Cable	GREY	1605.0	-	-	-
B	-	-	DE53A	3510337 R1	1.91	14.0	Thin Wall XLPE Primary Cable	YELLOW 2	610.0	-	2	1700
B	-	-	BB53AA	3510337 R1	1.91	14.0	Thin Wall XLPE Primary Cable	YELLOW 2	405.0	-	-	-
B	-	-	DE53A	3510337 R1	1.91	14.0	Thin Wall XLPE Primary Cable	YELLOW 2	610.0	-	-	-
B	-	-	BB53AA	3510337 R1	1.91	14.0	Thin Wall XLPE Primary Cable	YELLOW 2	405.0	-	X	-
C	-	-	AA56C	3510318 R1	1.16	16.0	Thin Wall XLPE Primary Cable	ORANGE	735.0	-	-	-
D	-	-	BL68BB	3510307 R1	1.91	14.0	Thin Wall XLPE Primary Cable	BROWN	610.0	-	74	1700

Name	Terminal Part Number	V-Min	Name	Wire Part Number	Wire CSA	Wire Spec	Wire Material description	Wire Color Description	Wire Length	End2 Terminal Part Number	End2 Pin Name	End2 Connector
D	-	-	BM68T	3510308 R1	3.01	12.0	Thin Wall XLPE Primary Cable	BROWN	690.0	-	8	1701
D	-	-	BG68BB	3510307 R1	1.91	14.0	Thin Wall XLPE Primary Cable	BROWN	170.0	-	-	-
D	-	-	BM68T	3510308 R1	3.01	12.0	Thin Wall XLPE Primary Cable	BROWN	690.0	-	-	-
D	-	-	BL68BB	3510307 R1	1.91	14.0	Thin Wall XLPE Primary Cable	BROWN	610.0	-	-	-
E	-	-	AA11-GKC	3510362 R1	3.01	12.0	Thin Wall XLPE Primary Cable	WHITE	835.0	-	-	-
F	-	-	BL54BB	3510307 R1	1.91	14.0	Thin Wall XLPE Primary Cable	BROWN	610.0	-	73	1700
F	-	-	BM58TC	3510308 R1	3.01	12.0	Thin Wall XLPE Primary Cable	BROWN	690.0	-	7	1701
F	-	-	BG54BB	3510307 R1	1.91	14.0	Thin Wall XLPE Primary Cable	BROWN	135.0	-	-	-

Name	Terminal Part Number	V-Min	Name	Wire Part Number	Wire CSA	Wire Spec	Wire Material description	Wire Color Description	Wire Length	End2 Terminal Part Number	End2 Pin Name	End2 Connector
F	-	-	BM58TC	3510308 R1	3.01	12.0	Thin Wall XLPE Primary Cable	BROWN	690.0	-	-	-
F	-	-	BL54BB	3510307 R1	1.91	14.0	Thin Wall XLPE Primary Cable	BROWN	610.0	-	-	-
F	-	-	BG54BB	3510307 R1	1.91	14.0	Thin Wall XLPE Primary Cable	BROWN	135.0	-	PIN1	-
G	-	-	AA54	3510306 R1	1.16	16.0	Thin Wall XLPE Primary Cable	BROWN	1355.0	-	-	-
H	-	-	DE53B	3510337 R1	1.91	14.0	Thin Wall XLPE Primary Cable	YELLOW 2	610.0	-	4	1700
H	-	-	DE53B	3510337 R1	1.91	14.0	Thin Wall XLPE Primary Cable	YELLOW 2	610.0	-	-	-
J	-	-	AA63	3510353 R1	0.79	18.0	Thin Wall XLPE Primary Cable	DARK BLUE	100.0	-	X	-
J	-	-	AA63	3510353 R1	0.79	18.0	Thin Wall XLPE Primary Cable	DARK BLUE	100.0	-	-	-
K	-	-	AA57F	3510318 R1	1.16	16.0	Thin Wall XLPE Primary Cable	ORANGE	735.0	-	-	-

Connector Name J2-1604

Part Number 3598710C1

Instances
LT - X15/A26 - Headlights Halogen N/INT N/LOWW:Diagram1
LT - X15/A26 - Headlights Halogen N/INT W/LOWW:Diagram1
LT - X15/A26 - Headlights Halogen W/INT N/LOWW:Diagram1
LT - X15/A26 - Headlights Halogen W/INT W/LOWW:Diagram1
LT - X15/A26 - Headlights LED N/ INT N/LOWW:Diagram1
LT - X15/A26 - Headlights LED N/ INT W/LOWW:Diagram1
LT - X15/A26 - Headlights LED W/INT N/LOWW:Diagram1
LT - X15/A26 - Headlights LED W/INT W/LOWW:Diagram1
LT/RH - A26 - Body Builder Lighting - (BOC EOF In Cab) (8HAB 8HAE 8HAU) (Manual):Diagram2
LT/RH - X15/A26 - Modesty Lighting W/ Day Cab W/ 2 Turn /0 Marker:Diagram1
LT/RH - X15/A26 - Modesty Lighting W/ Sleeper W/ 4 Side Turns / 0 Marker:Diagram1
LT/RH/LoneStar - X15/A26 - Air Shield Lighting w/ One Light:Diagram1
LT/RH/LoneStar - X15/A26 - Air Shield Lighting w/ One Light:Diagram2
LT/RH/LoneStar - X15/A26 - Clearance and Identification Lights (W/ Sunshade):Diagram1

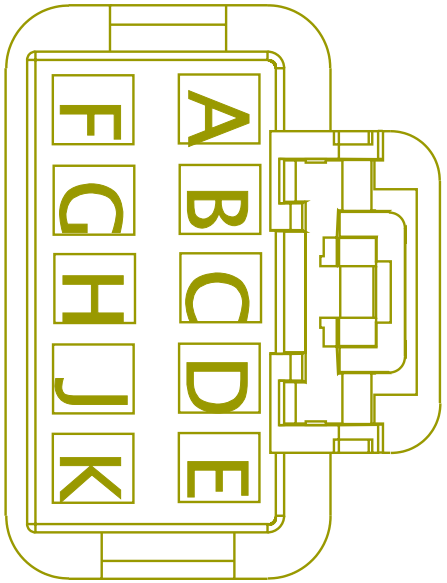

Name	Terminal Part Number	V-Min	Name	Wire Part Number	Wire CSA	Wire Spec	Wire Material description	Wire Color Description	Wire Length	End2 Terminal Part Number	End2 Pin Name	End2 Connector
B	-	-	DE53A	3510337 R1	1.91	14.0	Thin Wall XLPE Primary Cable	YELLOW 2	610.0	-	2	1700
C	-	-	AA56C	3510318 R1	1.16	16.0	Thin Wall XLPE Primary Cable	ORANGE	735.0	-	-	-
D	-	-	BL68BB	3510307 R1	1.91	14.0	Thin Wall XLPE Primary Cable	BROWN	610.0	-	-	-

Name	Terminal Part Number	V-Min	Name	Wire Part Number	Wire CSA	Wire Spec	Wire Material description	Wire Color Description	Wire Length	End2 Terminal Part Number	End2 Pin Name	End2 Connector
F	-	-	BL54BB	3510307 R1	1.91	14.0	Thin Wall XLPE Primary Cable	BROWN	610.0	-	-	-
F	-	-	BG54BB	3510307 R1	1.91	14.0	Thin Wall XLPE Primary Cable	BROWN	135.0	-	-	-
G	-	-	AA54	3510306 R1	1.16	16.0	Thin Wall XLPE Primary Cable	BROWN	1355.0	-	-	-
H	-	-	DE53B	3510337 R1	1.91	14.0	Thin Wall XLPE Primary Cable	YELLOW 2	610.0	-	4	1700
K	-	-	AA57F	3510318 R1	1.16	16.0	Thin Wall XLPE Primary Cable	ORANGE	735.0	-	-	-

Connector Name	J2-1930
Part Number	3572899C1
Instances	LT/RH/LoneStar - X15/A26 - DLB - Remote Power Module (2 RPM w/ Switch Packs):Diagram1
Mates	DEV-RPM-02

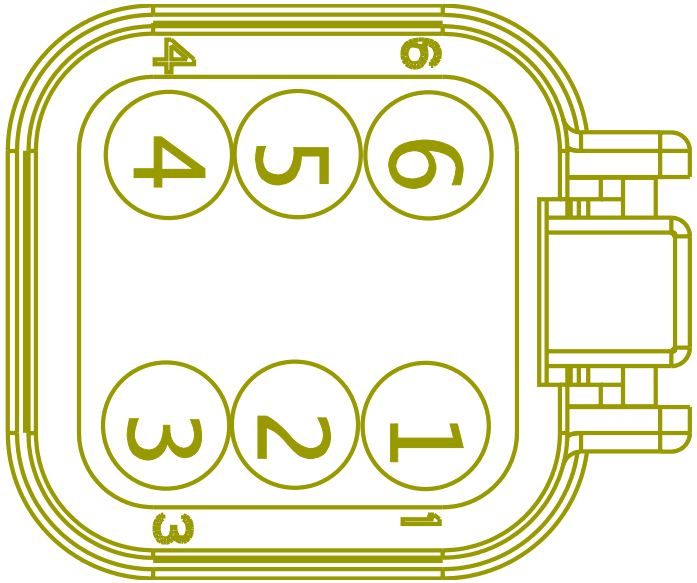

Name	Terminal Part Number	V-Min	Name	Wire Part Number	Wire CSA	Wire Spec	Wire Material description	Wire Color Description	Wire Length	End2 Terminal Part Number	End2 Pin Name	End2 Connector
3	-	-	-	-	-	-	-	-	-	-	-	-
4	-	-	-	-	-	-	-	-	-	-	-	-

Connector Name	J2-4410B
Part Number	3572899C1
Instances	LT/RH/LoneStar - X15/A26 - DLB - Remote Power Module (2 RPM w/ Switch Packs):Diagram1
Mates	DEV-RPM-01

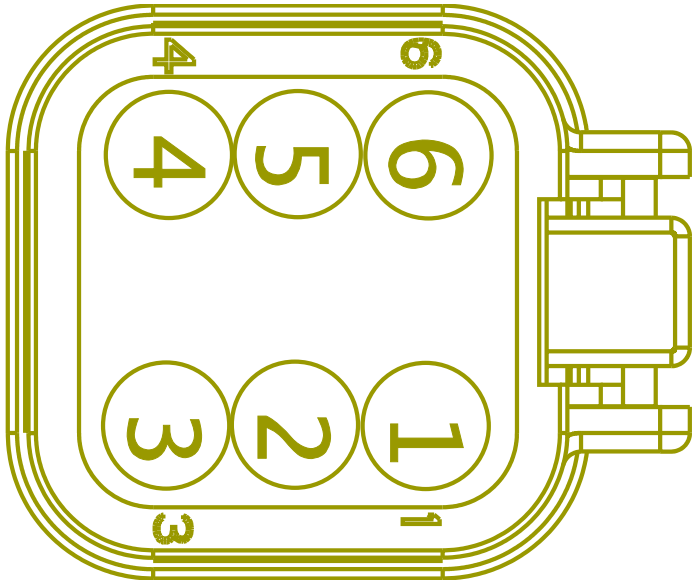

Name	Terminal Part Number	V-Min	Name	Wire Part Number	Wire CSA	Wire Spec	Wire Material description	Wire Color Description	Wire Length	End2 Terminal Part Number	End2 Pin Name	End2 Connector
2	-	-	N11-GPM	2643689 R1	1.91	14.0	Std. Wall XLPE Primary Cable	WHITE	370.0	-	2	J1-4410A
3	-	-	-	-	-	-	-	-	-	-	-	-
4	-	-	-	-	-	-	-	-	-	-	-	-
6	-	-	N14W	2643760 R1	1.16	16.0	Std. Wall XLPE Primary Cable	RED	370.0	-	6	J1-4410A

Connector Name	J3-1600
Part Number	3598706C1
Instances	LoneStar - X15 - City Horn W/ 4PIN CLK W/O RKA:Diagram1-Combination1 LoneStar - X15 - City Horn W/ 4PIN CLK W/RKA:Diagram1-Combination1 LoneStar - X15 - City Horn W/ 10PIN CLK W/RKA:Diagram1-Combination1 LoneStar - X15 - City Horn W/ 10PIN CLK W/O RKA:Diagram1-Combination1 LoneStar - X15 - Headlights Halogen N/INT N/LOWW:Diagram1 LoneStar - X15 - Headlights Halogen N/INT W/LOWW:Diagram1 LoneStar - X15 - Headlights Halogen W/INT N/LOWW:Diagram1 LoneStar - X15 - Headlights Halogen W/INT W/ LOWW:Diagram1 LoneStar - X15 - Windshield Washer Pump:Diagram1 LoneStar - X15 - Windshield Washer Pump & Low Fluid Sensor:Diagram1 LT/RH - 2021 A26 - Heating Ventilation & Air Conditioning (HVAC) (Auto Control head W/PT Transducer N/Low Pressure SW):Diagram1 - HVAC LT/RH - 2021 A26 - Heating Ventilation & Air Conditioning (HVAC) (Manual W/PT Transduce N/Low Pressure SW):Diagram1 - HVAC LT/RH - X15/A26 - 10 PIN ClockSpring:Diagram1 LT/RH - X15/A26 - City Horn W/ 4PIN CLK W/O RKA:Diagram1-Combination1 LT/RH - X15/A26 - City Horn W/ 4PIN CLK W/RKA:Diagram1-Combination1 LT/RH - X15/A26 - City Horn W/ 10PIN CLK W/RKA:Diagram1-Combination1 LT/RH - X15/A26 - City Horn W/ 10PIN CLK W/O RKA:Diagram1-Combination1 LT/RH - X15/A26 - Directional Signal (Turn) With HEADLIGHTS (HAL-125):Diagram1 LT/RH - X15/A26 - Panic Switch (Sleeper):Diagram1 LT/RH - X15/A26 - Park Brake Control (Monitoring) (W/Vehicle Speed):Diagram1 LT/RH - X15/A26 - Park Brake Control (Monitoring)(GEN IV BCM):Diagram1 LT/RH - X15/A26 - Radio W/Steering Wheel Pod N/ Remote:Diagram1 LT/RH - X15/A26 - Windshield Washer Pump:Diagram1

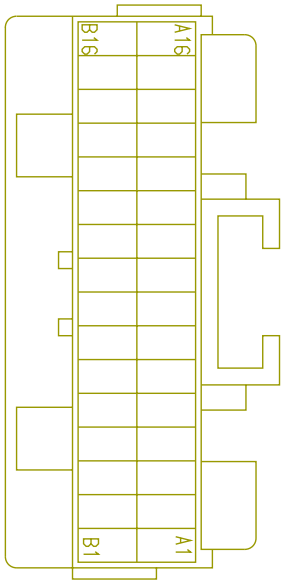

LT/RH - X15/A26 - Windshield Washer Pump & Low Fluid Sensor:Diagram1
LT/RH - X15/A26 - Windshield Wipers Cruise Disable & Park Brake W/Wipers ON:Diagram1
LT/RH - X15/A26 - Windshield Wipers Cruise Disable W/Wipers ON:Diagram1
LT/RH/LoneStar - X15 - Transmission Oil Temperature-Manual Trans-Horizon Option 1:Diagram1
LT/RH/LoneStar - X15 - Transmission Oil Temperature-Manual Trans-Horizon Option 1:Diagram2
LT/RH/LoneStar - X15 - Transmission Oil Temperature-Manual Trans-Horizon Option 1:Diagram3
LT/RH/LoneStar - X15 - Transmission Oil Temperature-Manual Trans-Horizon Option 2:Diagram1
LT/RH/LoneStar - X15 - Transmission Oil Temperature-Manual Trans-Horizon Option 2:Diagram2
LT/RH/LoneStar - X15 - Transmission Oil Temperature-Manual Trans-Horizon Option 2:Diagram3
LT/RH/LoneStar - X15/A26 - Adjustable Engine Speed Control (PTO) 4-pin Clockspring:Diagram1
LT/RH/LoneStar - X15/A26 - Adjustable Engine Speed Control (PTO) 10-PIN ClockSpring:Diagram1
LT/RH/LoneStar - X15/A26 - BODY CONTROL MODULE (Body Control Module):Connector J3-1600
LT/RH/LoneStar - X15/A26 - Brake Pressure (Auxiliary Gauge):Diagram1
LT/RH/LoneStar - X15/A26 - Brake Pressure (Virtual Gauge):Diagram1
LT/RH/LoneStar - X15/A26 - Clutch Monitoring (High and Low Switch to BCM):Diagram1
LT/RH/LoneStar - X15/A26 - Compressed Air Supply (Primary and Secondary Gauge):Diagram1
LT/RH/LoneStar - X15/A26 - Door Ajar Reminder (Entry/ Exit):Diagram1
LT/RH/LoneStar - X15/A26 - Engine Idle Increment/Decrement (Steering Wheel Switch - 4 Pin):Diagram1
LT/RH/LoneStar - X15/A26 - Engine Idle Increment/Decrement (Steering Wheel Switch - 10 Pin):Diagram1
LT/RH/LoneStar - X15/A26 - Fuel Level (Single Tank - Left Side):Diagram1
LT/RH/LoneStar - X15/A26 - Fuel Level (Single Tank - Left Side):Diagram2
LT/RH/LoneStar - X15/A26 - Fuel Level (Single Tank - Left Side):Diagram3

LT/RH/LoneStar - X15/A26 - Fuel Level (Single Tank - Left Side):Diagram4
LT/RH/LoneStar - X15/A26 - Fuel Level (Single Tank - Left Side):Diagram5
LT/RH/LoneStar - X15/A26 - Fuel Level (Single Tank - Left Side):Diagram6
LT/RH/LoneStar - X15/A26 - Key Switch (Operator Input):Diagram1
LT/RH/LoneStar - X15/A26 - MARKER/PARK LIGHTS - W/ Marker Interrupt 10pin CLCKSPRING:Diagram1
LT/RH/LoneStar - X15/A26 - Park Brake Controls (Non Lever Park Brake):Diagram1
LT/RH/LoneStar - X15/A26 - Park Brake Controls (with Alarm IGN ON/OFF):Diagram1
LT/RH/LoneStar - X15/A26 - PARK LIGHTS - W/Marker Interrupt 4 pin clockspring:Diagram1
LT/RH/LoneStar - X15/A26 - Radio (Bluetooth) W/Steering Wheel Pod N/ Remote W/MIC:Diagram1
LT/RH/LoneStar - X15/A26 - Radio W/Steering Wheel Pod W/ Remote:Diagram1
LT/RH/LoneStar - X15/A26 - Radio(Bluetooth) W/Steering Wheel W/Remote W/MIC:Diagram1
LT/RH/LoneStar - X15/A26 - Seatbelt Reminder (Warning) (Driver & Passenger in parallel):Diagram1
LT/RH/LoneStar - X15/A26 - Seatbelt Reminder (Warning) (Driver only):Diagram1
LT/RH/LoneStar - X15/A26 - Single Axle Temperature Monitoring:Diagram1
LT/RH/LoneStar - X15/A26 - Single Axle Temperature Monitoring w/Aux Gauge:Diagram1
LT/RH/LoneStar - X15/A26 - Tandem Axle Temperature Monitoring:Diagram1
LT/RH/LoneStar - X15/A26 - Tandem Axle Temperature Monitoring:Diagram2
LT/RH/LoneStar - X15/A26 - Tandem Axle Temperature Monitoring w/ Single SNSR and AUX Gauge:Diagram1
LT/RH/LoneStar - X15/A26 - Tandem Axle Temperature Monitoring w/ Single SNSR and AUX Gauge:Diagram1
LT/RH/LoneStar - X15/A26 - Tandem Axle Temperature Monitoring w/Aux Gauge:Diagram1
LT/RH/LoneStar - X15/A26 - Tandem Axle Temperature Monitoring w/Aux Gauge:Diagram2
LT/RH/LoneStar - X15/A26 - Vehicle Speed Control (Cruise Control) 4 - PIN:Diagram1

LT/RH/LoneStar - X15/A26 - Windshield Wipers Park Brake W/ Wipers ON:Diagram1
LT/RH/LoneStar - X15/A26 - Windshield Wipers Standard:Diagram1
LT/RH/LoneStar A26/X15 - No-Idle HVAC (Espar Airtronic, Berstrom AC, Front Auto Control head):Diagram3 - Espar Circuit
LT/RH/LoneStar X15 - Auto Start Stop Oil Temp Sensor Auto Trans:Diagram1
LT/RH/LoneStar X15 - Auto Start Stop Oil Temp Sensor Manual Trans:Diagram1
LT/RH/LoneStar X15 - Auto Start Stop with Sleeper Auto Climate / Cab Temp with Oil Temp Sensor Auto Trans:Diagram1
LT/RH/LoneStar X15 - Auto Start Stop with Sleeper Auto Climate / Cab Temp with Oil Temp Sensor Manual Trans:Diagram1
LT/RH/LoneStar X15 - Heating Ventilation & Air Conditioning (HVAC) Auto Temp Control:Diagram1 - HVAC
LT/RH/LoneStar X15 - Heating Ventilation & Air Conditioning (HVAC) Manual:Diagram1 - HVAC
RH - X15/A26 - Headlights Halogen N/INT N/LOWW:Diagram1
RH - X15/A26 - Headlights Halogen N/INT W/LOWW:Diagram1
RH - X15/A26 - Headlights Halogen W/INT N/LOWW:Diagram1
RH - X15/A26 - Headlights Halogen W/INT W/LOWW:Diagram1
RH - X15/A26 - Headlights LED N/INT N/LOWW LT:Diagram1
RH - X15/A26 - Headlights LED N/INT W/LOWW LT:Diagram1
RH - X15/A26 - Headlights LED W/INT N/LOWW LT:Diagram1
RH - X15/A26 - Headlights LED W/INT W/LOWW LT:Diagram1

Mates MODU-BCM-A000-10-00

Name	Terminal Part Number	V-Min	Name	Wire Part Number	Wire CSA	Wire Spec	Wire Material description	Wire Color Description	Wire Length	End2 Terminal Part Number	End2 Pin Name	End2 Connector
A1	-	-	AA149	3510311 R1	0.79	18.0	Thin Wall XLPE Primary Cable	GREY	1455.0	-	-	-
A1	-	-	AA149	3510311 R1	0.79	18.0	Thin Wall XLPE Primary Cable	GREY	1455.0	-	C	A02-1100

Name	Terminal Part Number	V-Min	Name	Wire Part Number	Wire CSA	Wire Spec	Wire Material description	Wire Color Description	Wire Length	End2 Terminal Part Number	End2 Pin Name	End2 Connector
A2	-	-	FU79A	3510311 R1	0.79	18.0	Thin Wall XLPE Primary Cable	GREY	2380.0	-	X	-
A2	-	-	JZ79A	3510311 R1	0.79	18.0	Thin Wall XLPE Primary Cable	GREY	3310.0	-	A	A02-1112
A2	-	-	JZ79A	3510311 R1	0.79	18.0	Thin Wall XLPE Primary Cable	GREY	3310.0	-	-	-
A2	-	-	FU79A	3510311 R1	0.79	18.0	Thin Wall XLPE Primary Cable	GREY	2380.0	-	-	-
A3	-	-	DG45	-	0.0	18.0	-	LIGHT GREEN	0.0	-	17	A02_5000A
A4	-	-	AA52D	3510334 R1	0.53	20.0	Thin Wall XLPE Primary Cable	YELLOW 2	1320.0	-	A7	1800
A4	-	-	AA52D	3510334 R1	0.53	20.0	Thin Wall XLPE Primary Cable	YELLOW 2	1320.0	-	-	-
A5	-	-	AA85A	3510310 R1	0.53	20.0	Thin Wall XLPE Primary Cable	GREY	1320.0	-	B10	1800
A5	-	-	AA85A	3510310 R1	0.53	20.0	Thin Wall XLPE Primary Cable	GREY	1320.0	-	-	-

Name	Terminal Part Number	V-Min	Name	Wire Part Number	Wire CSA	Wire Spec	Wire Material description	Wire Color Description	Wire Length	End2 Terminal Part Number	End2 Pin Name	End2 Connector
A6	-	-	AA57B	3510316 R1	0.53	20.0	Thin Wall XLPE Primary Cable	ORANGE	1320.0	-	A2	1800
A6	-	-	AA57B	3510316 R1	0.53	20.0	Thin Wall XLPE Primary Cable	ORANGE	1320.0	-	-	-
A7	-	-	AA56B	3510316 R1	0.53	20.0	Thin Wall XLPE Primary Cable	ORANGE	1320.0	-	A1	1800
A7	-	-	AA56B	3510316 R1	0.53	20.0	Thin Wall XLPE Primary Cable	ORANGE	1320.0	-	-	-
A8	-	-	AN87A	3510311 R1	0.79	18.0	Thin Wall XLPE Primary Cable	GREY	955.0	-	17	1700
A8	-	-	AN87A	3510311 R1	0.79	18.0	Thin Wall XLPE Primary Cable	GREY	955.0	-	-	-
A9	-	-	AA82A	3510310 R1	0.53	20.0	Thin Wall XLPE Primary Cable	GREY	1320.0	-	C9	1800
A9	-	-	AA82A	3510310 R1	0.53	20.0	Thin Wall XLPE Primary Cable	GREY	1320.0	-	-	-

Name	Terminal Part Number	V-Min	Name	Wire Part Number	Wire CSA	Wire Spec	Wire Material description	Wire Color Description	Wire Length	End2 Terminal Part Number	End2 Pin Name	End2 Connector
A10	-	-	AA82B	3510310 R1	0.53	20.0	Thin Wall XLPE Primary Cable	GREY	1320.0	-	C1	1800
A10	-	-	AA82B	3510310 R1	0.53	20.0	Thin Wall XLPE Primary Cable	GREY	1320.0	-	-	-
A11	-	-	AA82C	3510310 R1	0.53	20.0	Thin Wall XLPE Primary Cable	GREY	1320.0	-	B1	1800
A11	-	-	AA82C	3510310 R1	0.53	20.0	Thin Wall XLPE Primary Cable	GREY	1320.0	-	-	-
A12	-	-	AA44	3510310 R1	0.53	20.0	Thin Wall XLPE Primary Cable	GREY	1320.0	-	B7	1800
A12	-	-	AA44	3510310 R1	0.53	20.0	Thin Wall XLPE Primary Cable	GREY	1320.0	-	-	-
A13	-	-	AA63A	3510354 R1	1.16	16.0	Thin Wall XLPE Primary Cable	DARK BLUE	375.0	-	X	-
A13	-	-	AA63A	3510354 R1	1.16	16.0	Thin Wall XLPE Primary Cable	DARK BLUE	375.0	-	-	-

Name	Terminal Part Number	V-Min	Name	Wire Part Number	Wire CSA	Wire Spec	Wire Material description	Wire Color Description	Wire Length	End2 Terminal Part Number	End2 Pin Name	End2 Connector
A13	-	-	DG158A	3510330 R1	1.16	16.0	Thin Wall XLPE Primary Cable	TAN	0.0	-	X	-
A14	-	-	AA102A	3510334 R1	0.53	20.0	Thin Wall XLPE Primary Cable	YELLOW 2	1320.0	-	A8	1800
A14	-	-	AA102A	3510334 R1	0.53	20.0	Thin Wall XLPE Primary Cable	YELLOW 2	1320.0	-	-	-
A15	-	-	AA87B	3510310 R1	0.53	20.0	Thin Wall XLPE Primary Cable	GREY	1220.0	-	X	-
A15	-	-	AA87B	3510310 R1	0.53	20.0	Thin Wall XLPE Primary Cable	GREY	1220.0	-	-	-
A16	-	-	AA149F	3510311 R1	0.79	18.0	Thin Wall XLPE Primary Cable	GREY	1455.0	-	-	-
A16	-	-	AA149F	3510311 R1	0.79	18.0	Thin Wall XLPE Primary Cable	GREY	1455.0	-	D	A02-1100
B1	-	-	MS86A	3510310 R1	0.53	20.0	Thin Wall XLPE Primary Cable	GREY	1320.0	-	B12	1800

Name	Terminal Part Number	V-Min	Name	Wire Part Number	Wire CSA	Wire Spec	Wire Material description	Wire Color Description	Wire Length	End2 Terminal Part Number	End2 Pin Name	End2 Connector
B1	-	-	MS86A	3510310 R1	0.53	20.0	Thin Wall XLPE Primary Cable	GREY	1320.0	-	-	-
B2	-	-	AA40	3510310 R1	0.53	20.0	Thin Wall XLPE Primary Cable	GREY	1320.0	-	-	-
B2	-	-	AA40	3510310 R1	0.53	20.0	Thin Wall XLPE Primary Cable	GREY	1320.0	-	C12	1800
B3	-	-	AA40A	3510310 R1	0.53	20.0	Thin Wall XLPE Primary Cable	GREY	1320.0	-	-	-
B3	-	-	AA40A	3510310 R1	0.53	20.0	Thin Wall XLPE Primary Cable	GREY	1320.0	-	B2	1800
B4	-	-	DT97A	3510347 R1	0.79	18.0	Thin Wall XLPE Primary Cable	VIOLET	1320.0	-	C11	1800
B4	-	-	DT97A	3510347 R1	0.79	18.0	Thin Wall XLPE Primary Cable	VIOLET	1320.0	-	-	-
B5	-	-	AA74	3510299 R1	0.79	18.0	Thin Wall XLPE Primary Cable	LIGHT GREEN	3055.0	-	17	1703M

Name	Terminal Part Number	V-Min	Name	Wire Part Number	Wire CSA	Wire Spec	Wire Material description	Wire Color Description	Wire Length	End2 Terminal Part Number	End2 Pin Name	End2 Connector
B5	-	-	AA74	3510299 R1	0.79	18.0	Thin Wall XLPE Primary Cable	LIGHT GREEN	3055.0	-	-	-
B6	-	-	HA30B	3510330 R1	1.16	16.0	Thin Wall XLPE Primary Cable	TAN	3055.0	-	16	1703M
B6	-	-	HA30B	3510330 R1	1.16	16.0	Thin Wall XLPE Primary Cable	TAN	3055.0	-	-	-
B7	-	-	DS31J	3510329 R1	0.79	18.0	Thin Wall XLPE Primary Cable	TAN	3055.0	-	61	1703M
B7	-	-	DS31J	3510329 R1	0.79	18.0	Thin Wall XLPE Primary Cable	TAN	3055.0	-	-	-
B8	-	-	AA36B	3510329 R1	0.79	18.0	Thin Wall XLPE Primary Cable	TAN	1035.0	-	-	-
B8	-	-	AA36B	3510329 R1	0.79	18.0	Thin Wall XLPE Primary Cable	TAN	1035.0	-	27	1701
B10	-	-	DP32	3510317 R1	0.79	18.0	Thin Wall XLPE Primary Cable	ORANGE	1035.0	-	44	1701

Name	Terminal Part Number	V-Min	Name	Wire Part Number	Wire CSA	Wire Spec	Wire Material description	Wire Color Description	Wire Length	End2 Terminal Part Number	End2 Pin Name	End2 Connector
B10	-	-	DP32	3510317 R1	0.79	18.0	Thin Wall XLPE Primary Cable	ORANGE	1035.0	-	-	-
B11	-	-	DN32A	3510329 R1	0.79	18.0	Thin Wall XLPE Primary Cable	TAN	1035.0	-	43	1701
B11	-	-	DP32A	3510317 R1	0.79	18.0	Thin Wall XLPE Primary Cable	ORANGE	1035.0	-	43	1701
B11	-	-	DN32A	3510329 R1	0.79	18.0	Thin Wall XLPE Primary Cable	TAN	1035.0	-	-	-
B11	-	-	DP32A	3510317 R1	0.79	18.0	Thin Wall XLPE Primary Cable	ORANGE	1035.0	-	-	-
B12	-	-	3H77B	3510311 R1	0.79	18.0	Thin Wall XLPE Primary Cable	GREY	3055.0	-	20	1703M
B12	-	-	3H77B	3510311 R1	0.79	18.0	Thin Wall XLPE Primary Cable	GREY	3055.0	-	-	-
B14	-	-	DV40B	3510311 R1	0.79	18.0	Thin Wall XLPE Primary Cable	GREY	1320.0	-	C2	1800

Name	Terminal Part Number	V-Min	Name	Wire Part Number	Wire CSA	Wire Spec	Wire Material description	Wire Color Description	Wire Length	End2 Terminal Part Number	End2 Pin Name	End2 Connect or
B14	-	-	DV40B	3510311 R1	0.79	18.0	Thin Wall XLPE Primary Cable	GREY	1320.0	-	-	-
B15	-	-	DH75AA	3510299 R1	0.79	18.0	Thin Wall XLPE Primary Cable	LIGHT GREEN	1890.0	-	-	-
B15	-	-	DH75AA	3510299 R1	0.79	18.0	Thin Wall XLPE Primary Cable	LIGHT GREEN	1890.0	-	X	-
B16	-	-	AA150	3510299 R1	0.79	18.0	Thin Wall XLPE Primary Cable	LIGHT GREEN	1320.0	-	B11	1800
B16	-	-	AA150	3510299 R1	0.79	18.0	Thin Wall XLPE Primary Cable	LIGHT GREEN	1320.0	-	-	-

Connector Name	J3-1600
Part Number	3598706C1
Instances	LT - X15/A26 - Headlights Halogen N/INT N/LOWW:Diagram1 LT - X15/A26 - Headlights Halogen N/INT W/LOWW:Diagram1 LT - X15/A26 - Headlights Halogen W/INT N/LOWW:Diagram1 LT - X15/A26 - Headlights Halogen W/INT W/LOWW:Diagram1 LT - X15/A26 - Headlights LED N/ INT N/LOWW:Diagram1 LT - X15/A26 - Headlights LED N/ INT W/LOWW:Diagram1 LT - X15/A26 - Headlights LED W/INT N/LOWW:Diagram1 LT - X15/A26 - Headlights LED W/INT W/LOWW:Diagram1 LT/RH - A26 - Transmission Oil Temperature (Manual Trans W/ Aux Gauge):Diagram1 LT/RH - A26 - Transmission Oil Temperature (Manual Trans):Diagram1 LT/RH - X15/A26 - Directional Signal (Turn) With HEADLIGHTS:Diagram1 LT/RH - X15/A26 - Directional Signal (Turn) With HEADLIGHTS (LED-125):Diagram1 LT/RH - X15/A26 - Directional Signal (Turn) With HEADLIGHTS Option2:Diagram1 LT/RH/LoneStar A26/X15 - No-Idle HVAC (Espar Airtronic, Berstrom AC, Front Manual Control head:Diagram3 - Espar Circuit RH - X15/A26 - Directional Signal (Turn) W/ HEADLIGHTS:Diagram1
Mates	MODU-BCM-A000-10-00

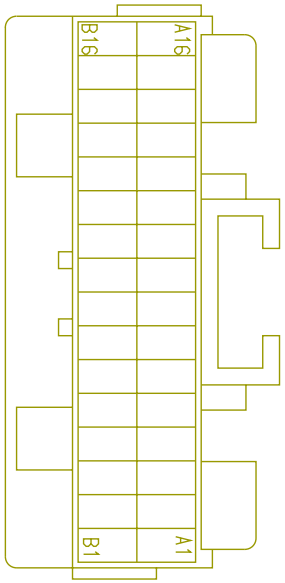

Name	Terminal Part Number	V-Min	Name	Wire Part Number	Wire CSA	Wire Spec	Wire Material description	Wire Color Description	Wire Length	End2 Terminal Part Number	End2 Pin Name	End2 Connect or
A4	-	-	AA52D	3510334 R1	0.53	20.0	Thin Wall XLPE Primary Cable	YELLOW 2	1320.0	-	A7	1800
A6	-	-	AA57B	3510316 R1	0.53	20.0	Thin Wall XLPE Primary Cable	ORANGE	1320.0	-	A2	1800

Name	Terminal Part Number	V-Min	Name	Wire Part Number	Wire CSA	Wire Spec	Wire Material description	Wire Color Description	Wire Length	End2 Terminal Part Number	End2 Pin Name	End2 Connect or
A7	-	-	AA56B	3510316 R1	0.53	20.0	Thin Wall XLPE Primary Cable	ORANGE	1320.0	-	A1	1800
A14	-	-	AA102A	3510334 R1	0.53	20.0	Thin Wall XLPE Primary Cable	YELLOW 2	1320.0	-	A8	1800
B7	-	-	DS31J	3510329 R1	0.79	18.0	Thin Wall XLPE Primary Cable	TAN	3055.0	-	61	1703M
B15	-	-	DH75AA	3510299 R1	0.79	18.0	Thin Wall XLPE Primary Cable	LIGHT GREEN	1890.0	-	X	-
B16	-	-	AA150	3510299 R1	0.79	18.0	Thin Wall XLPE Primary Cable	LIGHT GREEN	1320.0	-	B11	1800

Connector Name J3

Part Number RING-E-3-8_0

Instances LT/RH/LoneStar - X15/A26 - Rear AUTO HVAC (No Idle) W/ Pre-Heat (Bergstrom Heat and Cool w/ Condensation) 2 SWITCHES:Diagram1 - Powers, Grounds & Controls
LT/RH/LoneStar - X15/A26 - Rear HVAC (No Idle) W/ Pre-Heat (Bergstrom Heat and Cool w/ Condensation) 2 SWITCHES Option 1:Diagram1 - Powers, Grounds & Controls
LT/RH/LoneStar - X15/A26 - Rear HVAC (No Idle) W/ Pre-Heat (Bergstrom Heat and Cool w/ Condensation) 2 SWITCHES Option 2:Diagram1 - Powers, Grounds & Controls
LT/RH/LoneStar - X15/A26 - Rear HVAC (No Idle) W/ Pre-Heat (Bergstrom Heat and Cool w/ Condensation) 4 SWITCHES Option 1:Diagram1 - Powers, Grounds & Controls
LT/RH/LoneStar - X15/A26 - Rear HVAC (No Idle) W/ Pre-Heat (Bergstrom Heat and Cool w/ Condensation) 4 SWITCHES Option 2:Diagram1 - Powers, Grounds & Controls
LT/RH/LoneStar - X15/A26 - Rear Manual HVAC (No Idle) W/ Pre-Heat (Bergstrom Heat and Cool w/ Condensation) 2 SWITCHES:Diagram1 - Powers, Grounds & Controls
LT/RH/LoneStar A26/X15 - No-Idle HVAC (Espar Airtronic, Berstrom AC, Front Auto Control head):Diagram1 - Powers, Grounds & Controls
LT/RH/LoneStar A26/X15 - No-Idle HVAC (Espar Airtronic, Berstrom AC, Front Manual Control head:Diagram1 - Powers, Grounds & Controls



Mates BTRY-INTL_650CCA-BTRY-00-0 2A

Name	Terminal Part Number	V-Min	Name	Wire Part Number	Wire CSA	Wire Spec	Wire Material description	Wire Color Description	Wire Length	End2 Terminal Part Number	End2 Pin Name	End2 Connector
A	-	-	N104-G	2643787 R1	3.01	12.0	Std. Wall XLPE Primary Cable	WHITE	230.0	-	A	100NB1
A	-	-	B(-)	2643789 R1	7.48	8.0	Std. Wall XLPE Primary Cable	WHITE	2250.0	-	1	P04-100

Name	Terminal Part Number	V-Min	Name	Wire Part Number	Wire CSA	Wire Spec	Wire Material description	Wire Color Description	Wire Length	End2 Terminal Part Number	End2 Pin Name	End2 Connect or
A	-	-	B(-)	2643789 R1	7.48	8.0	Std. Wall XLPE Primary Cable	WHITE	2250.0	-	X	-
A	-	-	B(-)	2643789 R1	7.48	8.0	Std. Wall XLPE Primary Cable	WHITE	2250.0	-	1	100

Connector Name	J4-1601
Part Number	3598707C1
Instances	LoneStar - X15 - Body Builder Lighting - (BOC EOF In Cab) (8HAB 8HAE 8HAU) (Automatic):Diagram1 LoneStar - X15 - Body Builder Lighting - (BOC EOF In Cab) (8HAB 8HAE 8HAU) (Automatic):Diagram2 LoneStar - X15 - Body Builder Lighting - (BOC EOF In Cab) (8HAB 8HAE 8HAU) (Manual):Diagram1 LoneStar - X15 - Body Builder Lighting - (BOC EOF In Cab) (8HAB 8HAE 8HAU) (Manual):Diagram2 LoneStar - X15 - Fuel Heater (Vehicle Powered) (Davco):Diagram1 LT/RH - A26 - Auto Neutral (Allison with Multiplex Switch and Confirmation Telltale):Diagram1 LT/RH - A26 - Auto Start Stop and Sleeper Auto Climate Cab Temp Oil Mapping (Manual Trans):Diagram1 LT/RH - A26 - Auto Start Stop Battery Oil Temp Mapping Manual Trans:Diagram1 LT/RH - A26 - Auto Start Stop with Sleeper Auto Climate Cab Temp Oil Mapping (Auto Trans):Diagram1 LT/RH - A26 - Body Builder Lighting - (BOC EOF In Cab) (8HAB 8HAE 8HAU) (Manual):Diagram1 LT/RH - A26 - Body Builder Lighting - (BOC EOF In Cab) (8HAB 8HAE 8HAU) (Manual):Diagram2 LT/RH - A26 - Fuel Heater (Vehicle Powered)(Davco):Diagram1 LT/RH - X15 - Body Builder Lighting - (BOC EOF In Cab) (8HAB 8HAE 8HAU) (Manual):Diagram1 LT/RH - X15 - Body Builder Lighting - (BOC EOF In Cab) (8HAB 8HAE 8HAU) (Manual):Diagram2 LT/RH - X15 - Fuel Heater (Vehicle Powered) (Davco):Diagram1 LT/RH - X15 - Fuel Heater (Vehicle Powered) (Davco):Diagram2 LT/RH - X15 - Fuel Heater (Vehicle Powered) (RAVCOR):Diagram1 LT/RH - X15/A26 - Body Builder Lighting - (BOC EOF In Cab) (8HAB 8HAE 8HAU) (Automatic):Diagram1 LT/RH - X15/A26 - Body Builder Lighting - (BOC EOF In Cab) (8HAB 8HAE 8HAU) (Automatic):Diagram2 LT/RH - X15/A26 - Mirrors (Heat) [Switch Pack Actuated Relay Driven]:Diagram1 LT/RH - X15/A26 - Skirt Light Customer Supplied:Diagram1 LT/RH - X15/A26 - Windshield Wipers Cruise Disable & Park Brake W/Wipers ON:Diagram1

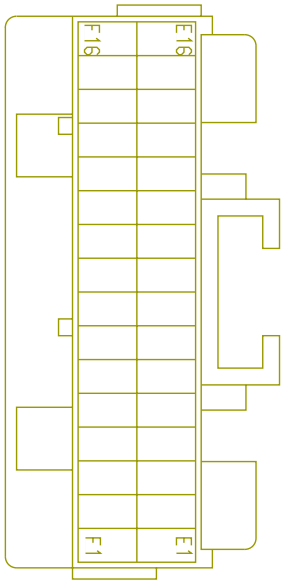

LT/RH - X15/A26 - Windshield Wipers Cruise Disable W/Wipers ON:Diagram1
LT/RH/LoneStar - X15/A26 - Auxiliary Air Solenoids 4-pack (1 pack/4 solenoids):Diagram1
LT/RH/LoneStar - X15/A26 - Auxiliary Air Solenoids 4-pack (1 pack/4 solenoids):Diagram2
LT/RH/LoneStar - X15/A26 - Auxiliary Air Solenoids 4-pack (1 pack/4 solenoids):Diagram3
LT/RH/LoneStar - X15/A26 - Auxiliary Air Solenoids 4-pack (1 pack/4 solenoids):Diagram4
LT/RH/LoneStar - X15/A26 - Auxiliary Air Solenoids 4-pack (1 pack/4 solenoids):Diagram5
LT/RH/LoneStar - X15/A26 - Auxiliary Air Solenoids 4-pack (2 packs/8 solenoids):Diagram1
LT/RH/LoneStar - X15/A26 - Auxiliary Air Solenoids 4-pack (2 packs/8 solenoids):Diagram2
LT/RH/LoneStar - X15/A26 - Auxiliary Air Solenoids 4-pack (2 packs/8 solenoids):Diagram3
LT/RH/LoneStar - X15/A26 - Auxiliary Air Solenoids 4-pack (2 packs/8 solenoids):Diagram4
LT/RH/LoneStar - X15/A26 - Auxiliary Air Solenoids 4-pack (2 packs/8 solenoids):Diagram5
LT/RH/LoneStar - X15/A26 - Auxiliary Trailer Power CAV D:Diagram1
LT/RH/LoneStar - X15/A26 - Auxiliary Trailer Power CAV D:Diagram2
LT/RH/LoneStar - X15/A26 - Auxiliary Trailer Power W/ ISO Trailer Socket:Diagram1
LT/RH/LoneStar - X15/A26 - BODY CONTROL MODULE (Body Control Module):Connector J4-1601
LT/RH/LoneStar - X15/A26 - Body Builder Lighting - (Blunt Cut):Diagram1
LT/RH/LoneStar - X15/A26 - Body Builder Lighting - (Blunt Cut):Diagram2
LT/RH/LoneStar - X15/A26 - Floor/Search Lights DayCab:Diagram1
LT/RH/LoneStar - X15/A26 - Floor/Search Lights Sleeper:Diagram1
LT/RH/LoneStar - X15/A26 - Floor/Search Lights Sleeper (1 Light):Diagram1
LT/RH/LoneStar - X15/A26 - Heated Mirrors (Door Pod Actuated Cab and Hood Mounted):Diagram1
LT/RH/LoneStar - X15/A26 - Lighting Sleeper Dome:Diagram1

LT/RH/LoneStar - X15/A26 - Rear AUTO HVAC (No Idle) W/ Pre-Heat (Bergstrom Heat and Cool w/ Condensation) 2 SWITCHES:Diagram3 - Espar Circuit
LT/RH/LoneStar - X15/A26 - Rear HVAC (No Idle Heater) (Espar) Option 1:Diagram1
LT/RH/LoneStar - X15/A26 - Rear HVAC (No Idle Heater) (Espar) Option 2:Diagram1
LT/RH/LoneStar - X15/A26 - Rear HVAC (No Idle Heater) (Webasto Smartemp):Diagram1
LT/RH/LoneStar - X15/A26 - Rear HVAC (No Idle Heater) (Webasto Std N/Swift) N/ Heat Swtich:Diagram1
LT/RH/LoneStar - X15/A26 - Rear HVAC (No Idle Heater) (Webasto Std W/Swift) N/ Heat Switch:Diagram1
LT/RH/LoneStar - X15/A26 - Rear Manual HVAC (No Idle) W/ Pre-Heat (Bergstrom Heat and Cool w/ Condensation) 2 SWITCHES:Diagram3 - Espar Circuit
LT/RH/LoneStar - X15/A26 - Trailer Interface (Lighting) – BOC & EOF_NA:Diagram1-Combination1
LT/RH/LoneStar - X15/A26 - Trailer Interface (Lighting) – BOC & EOF_NA:Diagram1-Combination2
LT/RH/LoneStar - X15/A26 - Trailer Interface (Lighting) – BOC & EOF_NA:Diagram1-Combination3
LT/RH/LoneStar - X15/A26 - Trailer Interface (Lighting) – BOC & EOF_NA:Diagram1-Combination4
LT/RH/LoneStar - X15/A26 - Trailer Interface (Lighting) – BOC NA:Diagram1
LT/RH/LoneStar - X15/A26 - Trailer Interface (Lighting) – BOC NA:Diagram2
LT/RH/LoneStar - X15/A26 - Trailer Interface (Lighting) – TRAMEC_NA:Diagram1
LT/RH/LoneStar - X15/A26 - Windshield Wipers Park Brake W/ Wipers ON:Diagram1
LT/RH/LoneStar - X15/A26 - Windshield Wipers Standard:Diagram1
LT/RH/LoneStar A26/X15 - No-Idle HVAC (Espar Airtronic, Berstrom AC, Front Auto Control head):Diagram3 - Espar Circuit
LT/RH/LoneStar A26/X15 - No-Idle HVAC (Espar Airtronic, Berstrom AC, Front Manual Control head:Diagram3 - Espar Circuit
LT/RH/LoneStar X15 - Auto Start Stop Oil Temp Sensor Auto Trans:Diagram1
LT/RH/LoneStar X15 - Auto Start Stop Oil Temp Sensor Manual Trans:Diagram1

LT/RH/LoneStar X15 - Auto Start Stop with Sleeper Auto Climate / Cab Temp with Oil Temp Sensor Auto Trans:Diagram1
LT/RH/LoneStar X15 - Auto Start Stop with Sleeper Auto Climate / Cab Temp with Oil Temp Sensor Manual Trans:Diagram1
Relays - Grid Management (N/Load Shed Day Cab):Diagram1
Relays - Grid Management (W/Load Shed Day Cab):Diagram1
Relays - Grid Management (W/Load Shed Sleeper Cab):Diagram1

Mates MODU-BCM-A000-10-00

Name	Terminal Part Number	V-Min	Name	Wire Part Number	Wire CSA	Wire Spec	Wire Material description	Wire Color Description	Wire Length	End2 Terminal Part Number	End2 Pin Name	End2 Connect or
E3	-	-	6K9LC	3510310 R1	0.53	20.0	Thin Wall XLPE Primary Cable	GREY	1785.0	-	-	-
E3	-	-	6K9LC	3510310 R1	0.53	20.0	Thin Wall XLPE Primary Cable	GREY	1785.0	-	X	-
E5	-	-	BC63J	3510352 R1	0.53	20.0	Thin Wall XLPE Primary Cable	DARK BLUE	2000.0	-	R3-85	1011
E5	-	-	BC63J	3510352 R1	0.53	20.0	Thin Wall XLPE Primary Cable	DARK BLUE	2000.0	-	-	-
E6	-	-	AA82H	3510310 R1	0.53	20.0	Thin Wall XLPE Primary Cable	GREY	2000.0	-	R5-86	1011
E6	-	-	AA82H	3510310 R1	0.53	20.0	Thin Wall XLPE Primary Cable	GREY	2000.0	-	-	-

Name	Terminal Part Number	V-Min	Name	Wire Part Number	Wire CSA	Wire Spec	Wire Material description	Wire Color Description	Wire Length	End2 Terminal Part Number	End2 Pin Name	End2 Connector
E7	-	-	AA82F	3510310 R1	0.53	20.0	Thin Wall XLPE Primary Cable	GREY	2000.0	-	R2-86	1011
E7	-	-	AA82F	3510310 R1	0.53	20.0	Thin Wall XLPE Primary Cable	GREY	2000.0	-	-	-
E9	-	-	AA59H	3510311 R1	0.79	18.0	Thin Wall XLPE Primary Cable	GREY	680.0	-	38	1701
E9	-	-	AA59H	3510311 R1	0.79	18.0	Thin Wall XLPE Primary Cable	GREY	680.0	-	-	-
E11	-	-	CC72	3510316 R1	0.53	20.0	Thin Wall XLPE Primary Cable	ORANGE	2090.0	-	R4-85	1012
E11	-	-	CC72	3510316 R1	0.53	20.0	Thin Wall XLPE Primary Cable	ORANGE	2090.0	-	-	-
E12	-	-	AA59C	3510311 R1	0.79	18.0	Thin Wall XLPE Primary Cable	GREY	680.0	-	34	1701
E12	-	-	AA59C	3510311 R1	0.79	18.0	Thin Wall XLPE Primary Cable	GREY	680.0	-	-	-

Name	Terminal Part Number	V-Min	Name	Wire Part Number	Wire CSA	Wire Spec	Wire Material description	Wire Color Description	Wire Length	End2 Terminal Part Number	End2 Pin Name	End2 Connector
E13	-	-	RL59E	3510311 R1	0.79	18.0	Thin Wall XLPE Primary Cable	GREY	680.0	-	36	1701
E13	-	-	RK59E	3510311 R1	0.79	18.0	Thin Wall XLPE Primary Cable	GREY	175.0	-	-	-
E13	-	-	RL59E	3510311 R1	0.79	18.0	Thin Wall XLPE Primary Cable	GREY	680.0	-	-	-
E16	-	-	MD92A	3510329 R1	0.79	18.0	Thin Wall XLPE Primary Cable	TAN	2120.0	-	-	-
E16	-	-	MD92A	3510329 R1	0.79	18.0	Thin Wall XLPE Primary Cable	TAN	2120.0	-	R2-86	A02_1014
F1	-	-	HA104BC	3510352 R1	0.53	20.0	Thin Wall XLPE Primary Cable	DARK BLUE	1985.0	-	10	A01-1114M
F1	-	-	HA104BC	3510352 R1	0.53	20.0	Thin Wall XLPE Primary Cable	DARK BLUE	1985.0	-	-	-
F1	-	-	HA104BC	3510352 R1	0.53	20.0	Thin Wall XLPE Primary Cable	DARK BLUE	1985.0	-	10	A02_1114M

Name	Terminal Part Number	V-Min	Name	Wire Part Number	Wire CSA	Wire Spec	Wire Material description	Wire Color Description	Wire Length	End2 Terminal Part Number	End2 Pin Name	End2 Connector
F2	-	-	DX63C	3510352 R1	0.53	20.0	Thin Wall XLPE Primary Cable	DARK BLUE	2015.0	-	-	-
F2	-	-	DX63C	3510352 R1	0.53	20.0	Thin Wall XLPE Primary Cable	DARK BLUE	2015.0	-	37	5000A
F4	-	-	AA59F	3510311 R1	0.79	18.0	Thin Wall XLPE Primary Cable	GREY	680.0	-	37	1701
F4	-	-	AA59F	3510311 R1	0.79	18.0	Thin Wall XLPE Primary Cable	GREY	680.0	-	-	-
F5	-	-	AA59J	3510311 R1	0.79	18.0	Thin Wall XLPE Primary Cable	GREY	680.0	-	39	1701
F5	-	-	AA59J	3510311 R1	0.79	18.0	Thin Wall XLPE Primary Cable	GREY	680.0	-	-	-
F8	-	-	RL59D	3510311 R1	0.79	18.0	Thin Wall XLPE Primary Cable	GREY	680.0	-	35	1701
F8	-	-	SF59D	3510311 R1	0.79	18.0	Thin Wall XLPE Primary Cable	GREY	210.0	-	-	-

Name	Terminal Part Number	V-Min	Name	Wire Part Number	Wire CSA	Wire Spec	Wire Material description	Wire Color Description	Wire Length	End2 Terminal Part Number	End2 Pin Name	End2 Connector
F8	-	-	RL59D	3510311 R1	0.79	18.0	Thin Wall XLPE Primary Cable	GREY	680.0	-	-	-
F10	-	-	AA59B	3510311 R1	0.79	18.0	Thin Wall XLPE Primary Cable	GREY	680.0	-	33	1701
F10	-	-	AA59B	3510311 R1	0.79	18.0	Thin Wall XLPE Primary Cable	GREY	680.0	-	-	-
F11	-	-	YE75WP	3510299 R1	0.79	18.0	Thin Wall XLPE Primary Cable	LIGHT GREEN	2015.0	-	26	5000A
F11	-	-	YE75WP	3510299 R1	0.79	18.0	Thin Wall XLPE Primary Cable	LIGHT GREEN	2015.0	-	-	-
F12	-	-	DR19A	3510310 R1	0.53	20.0	Thin Wall XLPE Primary Cable	GREY	2000.0	-	-	-
F12	-	-	DR19A	3510310 R1	0.53	20.0	Thin Wall XLPE Primary Cable	GREY	2000.0	-	R6-85	1011
F13	-	-	JA78RC	3510298 R1	0.53	20.0	Thin Wall XLPE Primary Cable	LIGHT GREEN	2090.0	-	R5-85	1012

Name	Terminal Part Number	V-Min	Name	Wire Part Number	Wire CSA	Wire Spec	Wire Material description	Wire Color Description	Wire Length	End2 Terminal Part Number	End2 Pin Name	End2 Connector
F13	-	-	DD78RC	3510298 R1	0.53	20.0	Thin Wall XLPE Primary Cable	LIGHT GREEN	2090.0	-	-	-
F13	-	-	JA78RC	3510298 R1	0.53	20.0	Thin Wall XLPE Primary Cable	LIGHT GREEN	2090.0	-	-	-
F13	-	-	DD78RC	3510298 R1	0.53	20.0	Thin Wall XLPE Primary Cable	LIGHT GREEN	2090.0	-	R5-85	1012
F15	-	-	BL70C	3510365 R1	0.79	18.0	Thin Wall XLPE Primary Cable	RED	2090.0	-	R5-86	1012
F15	-	-	BM70C	3510316 R1	0.53	20.0	Thin Wall XLPE Primary Cable	ORANGE	2000.0	-	R1-86	1011
F15	-	-	BM70C	3510316 R1	0.53	20.0	Thin Wall XLPE Primary Cable	ORANGE	2000.0	-	-	-
F15	-	-	BG70C	3510317 R1	0.79	18.0	Thin Wall XLPE Primary Cable	ORANGE	1830.0	-	-	-
F15	-	-	BL70C	3510365 R1	0.79	18.0	Thin Wall XLPE Primary Cable	RED	2090.0	-	R3-86	A02_1013

Name	Terminal Part Number	V-Min	Name	Wire Part Number	Wire CSA	Wire Spec	Wire Material description	Wire Color Description	Wire Length	End2 Terminal Part Number	End2 Pin Name	End2 Connector
F15	-	-	BG70C	3510317 R1	0.79	18.0	Thin Wall XLPE Primary Cable	ORANGE	1830.0	-	PIN1	-
F16	-	-	DY54XD	3510304 R1	0.53	20.0	Thin Wall XLPE Primary Cable	BROWN	2105.0	-	-	-
F16	-	-	PA54XD	3510304 R1	0.53	20.0	Thin Wall XLPE Primary Cable	BROWN	2105.0	-	-	-
F16	-	-	DY54XD	3510304 R1	0.53	20.0	Thin Wall XLPE Primary Cable	BROWN	2105.0	-	R4-86	1013

Connector Name	J4
Part Number	RING-E-3-8_0
Instances	LT/RH/LoneStar - X15 - Bosch LIL165_LIL200 Alternator W/ Remote Sense W/ Delco Starter:Diagram1-Combination1 LT/RH/LoneStar - X15 - Bosch LIL165_LIL200 Alternator W/ Remote Sense W/ Mitsubishi Starter:Diagram1 LT/RH/LoneStar - X15 - Delco Remy 28SI Alternator W/ Remote Sense W/ Mitsubishi Starter:Diagram1 LT/RH/LoneStar - X15 - Delco Remy 28SI Alternator W/ Remote Sense W/ Mitsubishi Starter:Diagram2 LT/RH/LoneStar - X15 - Delco Remy 28SI Alternator W/ Remote Sense W/ Delco Starter:Diagram1-Combination1 LT/RH/LoneStar - X15 - Delco Remy 28SI Alternator W/ Remote Sense W/ Delco Starter:Diagram1-Combination2 LT/RH/LoneStar - X15 - Delco Remy 36SI Alternator W/ Remote Sense W/ Mitsubishi Starter:Diagram1 LT/RH/LoneStar - X15 - Delco Remy 36SI Alternator W/ Remtoe Sense W/ Delco Starter:Diagram1 LT/RH/LoneStar - X15 - Delco Remy 40SI Alternator W/ Remote Sense W/ Delco Starter:Diagram1-Combination1 LT/RH/LoneStar - X15 - Delco Remy 40SI Alternator W/ Remote Sense W/ Delco Starter:Diagram1-Combination2 LT/RH/LoneStar - X15 - Delco Remy 40SI Alternator W/ Remote Sense W/ Mitsubishi Starter:Diagram1 LT/RH/LoneStar - X15 - Delco Remy 40SI Alternator W/ Remote Sense W/ Mitsubishi Starter:Diagram2 LT/RH/LoneStar - X15 - Leece-Neville - LN 325A Alternator W/ Remote Sense W/ Delco Starter:Diagram1 LT/RH/LoneStar - X15 - Leece-Neville - LN 325A Alternator W/ Remote Sense W/ Mitsubishi Starter:Diagram1 LT/RH/LoneStar - X15 - Leece-Neville AVI160-210A/240A Alternator W/ Remote Sense W/ Delco Starter:Diagram1-Combination1 LT/RH/LoneStar - X15 - Leece-Neville AVI160-210A/240A Alternator W/ Remote Sense W/ Mitsubishi Starter:Diagram1 LT/RH/LoneStar - X15/A26 - Rear AUTO HVAC (No Idle) W/ Pre-Heat (Bergstrom Heat and Cool w/ Condensation) 2 SWITCHES:Diagram1 - Powers, Grounds & Controls LT/RH/LoneStar - X15/A26 - Rear HVAC (No Idle) W/ Pre-Heat (Bergstrom Heat and Cool w/ Condensation) 2 SWITCHES Option 1:Diagram1 - Powers, Grounds & Controls



LT/RH/LoneStar - X15/A26 - Rear HVAC (No Idle) W/ Pre-Heat (Bergstrom Heat and Cool w/ Condensation) 2 SWITCHES Option 2:Diagram1 - Powers, Grounds & Controls
LT/RH/LoneStar - X15/A26 - Rear HVAC (No Idle) W/ Pre-Heat (Bergstrom Heat and Cool w/ Condensation) 4 SWITCHES Option 1:Diagram1 - Powers, Grounds & Controls
LT/RH/LoneStar - X15/A26 - Rear HVAC (No Idle) W/ Pre-Heat (Bergstrom Heat and Cool w/ Condensation) 4 SWITCHES Option 2:Diagram1 - Powers, Grounds & Controls
LT/RH/LoneStar - X15/A26 - Rear Manual HVAC (No Idle) W/ Pre-Heat (Bergstrom Heat and Cool w/ Condensation) 2 SWITCHES:Diagram1 - Powers, Grounds & Controls
LT/RH/LoneStar A26/X15 - No-Idle HVAC (Espar Airtronic, Berstrom AC, Front Auto Control head):Diagram1 - Powers, Grounds & Controls
LT/RH/LoneStar A26/X15 - No-Idle HVAC (Espar Airtronic, Berstrom AC, Front Manual Control head:Diagram1 - Powers, Grounds & Controls

Mates BTRY-INTL_650CCA-BTRY-00-0 2A

Name	Terminal Part Number	V-Min	Name	Wire Part Number	Wire CSA	Wire Spec	Wire Material description	Wire Color Description	Wire Length	End2 Terminal Part Number	End2 Pin Name	End2 Connect or
A	-	-	N104AZ	2643695 R1	3.01	12.0	Std. Wall XLPE Primary Cable	RED	210.0	-	A	S05-9255
A	-	-	N104AZ	2643695 R1	3.01	12.0	Std. Wall XLPE Primary Cable	RED	210.0	-	A	9255
A	-	-	JS1B	2643692 R1	1.91	14.0	Std. Wall XLPE Primary Cable	TAN	130.0	-	A	1F

Connector Name	J4
Part Number	RING-E-3-8_0
Instances	LT/RH - A26/X15 - Maxwell 12V Ultracapacitor Engine Start Module (ESM):Diagram1
Mates	BTRY-INTL_650CCA-BTRY-00-0 2A



Name	Terminal Part Number	V-Min	Name	Wire Part Number	Wire CSA	Wire Spec	Wire Material description	Wire Color Description	Wire Length	End2 Terminal Part Number	End2 Pin Name	End2 Connect or
A	-	-	WIRE416310	-	0.0	-	-	-	0.0	-	-	-
A	-	-	WIRE416315	-	0.0	-	-	-	0.0	-	1	Terminal Block if Required
A	-	-	WIRE416316	-	0.0	-	-	-	0.0	-	A	K01-1F

Connector Name	J5-1602
Part Number	3598705C1
Instances	Body J1939 (250Kbps) Splice Pack 1024:Body J1939 (250Kbps) Body J1939 (250Kbps) Splice Pack 1025:Body J1939 (250Kbps) Body J1939 (250Kbps) Splice Pack 1029:Body J1939 (250Kbps) Body J1939 (250Kbps) W/ 3 Splice Packs:Body J1939 (250Kbps) LoneStar - X15 - City Horn W/ 4PIN CLK W/O RKA:Diagram1-Combination1 LoneStar - X15 - City Horn W/ 4PIN CLK W/RKA:Diagram1-Combination1 LoneStar - X15 - City Horn W/ 10PIN CLK W/RKA:Diagram1-Combination1 LoneStar - X15 - City Horn W/ 10PIN CLK W/O RKA:Diagram1-Combination1 LoneStar - X15 - Crank Inhibit with Hood Switch - with New BODY CONTROL MODULE Pin:Diagram1 LoneStar - X15 - Headlights Halogen N/INT N/LOWW:Diagram1 LoneStar - X15 - Headlights Halogen N/INT W/LOWW:Diagram1 LoneStar - X15 - Headlights Halogen W/INT N/LOWW:Diagram1 LoneStar - X15 - Headlights Halogen W/INT W/ LOWW:Diagram1 LoneStar - X15 - Tire Pressure (TPMS) (US & Canada):Diagram1 LoneStar - X15 - Windshield Washer Pump & Low Fluid Sensor:Diagram1 LT/RH - A26 - Air Filter Flow Restriction Monitoring:Diagram1 LT/RH - A26 - Back of Cab Aux Work Light (2 blunt cuts without relay) (Backup with Manual Trans- not Endurant):Diagram1 LT/RH - A26 - Service Brake Switch (Multiple Service Brake Switch W/ Redundant Switch):Diagram1 LT/RH - A26 - Transmission Power Take Off (Active Low Feedback):Diagram1 LT/RH - A26 - Transmission Power Take Off (Single PTO W/ 42 Parameters & W/ Manl Trans):Diagram1 LT/RH - A26 - Transmission Power Take Off (Single PTO W/42 Parameters & W/ Auto, AMT Trans):Diagram1 - W/ Endurant Trans LT/RH - A26 - Transmission Power Take Off (Single PTO W/42 Parameters & W/ Auto, AMT Trans):Diagram2 - N/ Endurant Trans LT/RH - A26 - Work Lights (2 Blunt Cuts Only W/O Relay) W/ Backup W/Manual Trans Day Cab:Diagram1

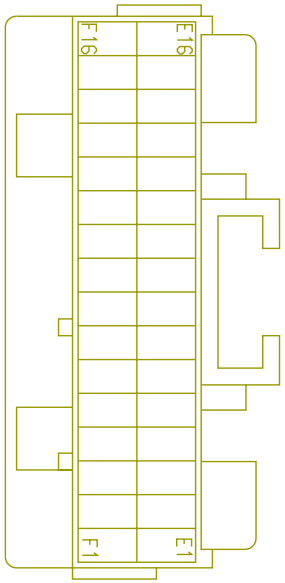

LT/RH - A26 - Work Lights (2 Blunt Cuts Only W/O Relay) W/ Backup W/Manual Trans Day Cab:Diagram2
LT/RH - A26 - Work Lights (2 Blunt Cuts Only W/O Relay) W/ Backup W/Manual Trans Day Cab:Diagram3
LT/RH - A26 - Work Lights (2 Blunt Cuts Only W/O Relay) W/ Backup W/Manual Trans Day Cab:Diagram4
LT/RH - A26 - Work Lights - LED W/ Sw Pack - Customer Supplied - Sleeper W/ RKE W/MAN REV:Diagram1
LT/RH - A26 - Work Lights - LED W/ Sw Pack - Customer Supplied - Sleeper W/ RKE W/MAN REV:Diagram2
LT/RH - A26 - Work Lights - LED W/ Sw Pack - Customer Supplied - Sleeper W/ RKE W/MAN REV:Diagram3
LT/RH - A26 - Work Lights - LED W/ Sw Pack - Customer Supplied - Sleeper W/ RKE W/MAN REV:Diagram4
LT/RH - A26 - Work Lights - LED W/ Sw Pack - Customer Supplied - Sleeper W/O RKE W/MAN REV:Diagram1
LT/RH - A26 - Work Lights - LED W/ Sw Pack - Customer Supplied - Sleeper W/O RKE W/MAN REV:Diagram2
LT/RH - A26 - Work Lights - LED W/ Sw Pack - Customer Supplied - Sleeper W/O RKE W/MAN REV:Diagram3
LT/RH - A26 - Work Lights - LED W/ Sw Pack - Customer Supplied - Sleeper W/O RKE W/MAN REV:Diagram4
LT/RH - A26 - Work Lights -LED W/ Sw Pack - Sleeper W/ RKE W/MAN REV:Diagram1
LT/RH - A26 - Work Lights -LED W/ Sw Pack - Sleeper W/ RKE W/MAN REV:Diagram2
LT/RH - A26 - Work Lights -LED W/ Sw Pack - Sleeper W/O RKE W/MAN REV:Diagram1
LT/RH - A26 - Work Lights -LED W/ Sw Pack - Sleeper W/O RKE W/MAN REV:Diagram2
LT/RH - A26 - Work Lights LED W/ Sw Pack - Day Cab W/ RKE W/MAN REV:Diagram1
LT/RH - A26 - Work Lights LED W/ Sw Pack - Day Cab W/ RKE W/MAN REV:Diagram2
LT/RH - A26 - Work Lights LED W/ Sw Pack - Day Cab W/O RKE W/MAN REV:Diagram1
LT/RH - A26 - Work Lights LED W/ Sw Pack - Day Cab W/O RKE W/MAN REV:Diagram2
LT/RH - A26 - Work Lights W/ Sw Pack - Customer Supplied W/ RKE W/MAN REV:Diagram1
LT/RH - A26 - Work Lights W/ Sw Pack - Customer Supplied W/ RKE W/MAN REV:Diagram2
LT/RH - A26 - Work Lights W/ Sw Pack - Customer Supplied W/ RKE W/MAN REV:Diagram3

LT/RH - A26 - Work Lights W/ Sw Pack - Customer Supplied W/ RKE W/MAN REV:Diagram4
LT/RH - A26 - Work Lights W/ Sw Pack - Customer Supplied W/ O RKE W/MAN REV:Diagram1
LT/RH - A26 - Work Lights W/ Sw Pack - Customer Supplied W/ O RKE W/MAN REV:Diagram2
LT/RH - A26 - Work Lights W/ Sw Pack - Customer Supplied W/ O RKE W/MAN REV:Diagram3
LT/RH - A26 - Work Lights W/ Sw Pack - Customer Supplied W/ O RKE W/MAN REV:Diagram4
LT/RH - X15/A26 - 10 PIN ClockSpring:Diagram1
LT/RH - X15/A26 - City Horn W/ 4PIN CLK W/O RKA:Diagram1-Combination1
LT/RH - X15/A26 - City Horn W/ 4PIN CLK W/RKA:Diagram1-Combination1
LT/RH - X15/A26 - City Horn W/ 10PIN CLK W/RKA:Diagram1-Combination1
LT/RH - X15/A26 - City Horn W/ 10PIN CLK W/O RKA:Diagram1-Combination1
LT/RH - X15/A26 - Directional Signal (Turn) With HEADLIGHTS (HAL-125):Diagram1
LT/RH - X15/A26 - Directional Signal (Turn) With HEADLIGHTS (LED-125):Diagram1
LT/RH - X15/A26 - Directional Signal (Turn) With HEADLIGHTS Option2:Diagram1
LT/RH - X15/A26 - Panic Switch (Sleeper):Diagram1
LT/RH - X15/A26 - Park Brake Control (Monitoring) (W/Vehicle Speed):Diagram1
LT/RH - X15/A26 - Park Brake Control (Monitoring)(GEN IV BCM):Diagram1
LT/RH - X15/A26 - Radio W/Steering Wheel Pod N/ Remote:Diagram1
LT/RH - X15/A26 - Tire Pressure (TPMS) (US & Canada):Diagram1
LT/RH - X15/A26 - Windshield Washer Pump & Low Fluid Sensor:Diagram1
LT/RH - X15/A26 - Windshield Wipers Cruise Disable & Park Brake W/Wipers ON:Diagram1
LT/RH - X15/A26 - Windshield Wipers Cruise Disable W/Wipers ON:Diagram1
LT/RH/LoneStar - X15 - Air Flow Restriction Monitoring:Diagram1
LT/RH/LoneStar - X15 - Transmission Oil Temperature-Manual Trans-Horizon Option 1:Diagram1

LT/RH/LoneStar - X15 - Transmission Oil Temperature-Manual Trans-Horizon Option 1:Diagram2
LT/RH/LoneStar - X15 - Transmission Oil Temperature-Manual Trans-Horizon Option 1:Diagram3
LT/RH/LoneStar - X15 - Transmission Oil Temperature-Manual Trans-Horizon Option 2:Diagram1
LT/RH/LoneStar - X15 - Transmission Oil Temperature-Manual Trans-Horizon Option 2:Diagram2
LT/RH/LoneStar - X15 - Transmission Oil Temperature-Manual Trans-Horizon Option 2:Diagram3
LT/RH/LoneStar - X15 - Transmission Power Take Off:Diagram1
LT/RH/LoneStar - X15 - Transmission Power Take Off Dual PTO with Clutch Interlock MANUAL:Diagram1
LT/RH/LoneStar - X15 - Transmission Power Take Off Dual Solenoid AUTO:Diagram1
LT/RH/LoneStar - X15 - Transmission Power Take Off W/ Clutch Interlock:Diagram1
LT/RH/LoneStar - X15 - Transmission SINGLE Power Take Off MANUAL:Diagram1
LT/RH/LoneStar - X15 - Work Lights (2 Blunt Cuts Only W/O Relay) W/Backup W/Manual Trans:Diagram1
LT/RH/LoneStar - X15 - Work Lights (2 Blunt Cuts Only W/O Relay) W/Backup W/Manual Trans:Diagram2
LT/RH/LoneStar - X15 - Work Lights - LED W/ Sw Pack - Customer Supplied - Sleeper W/ RKE W/MAN REV:Diagram1
LT/RH/LoneStar - X15 - Work Lights - LED W/ Sw Pack - Customer Supplied - Sleeper W/ RKE W/MAN REV:Diagram2
LT/RH/LoneStar - X15 - Work Lights - LED W/ Sw Pack - Customer Supplied - Sleeper W/O RKE W/MAN REV:Diagram1
LT/RH/LoneStar - X15 - Work Lights - LED W/ Sw Pack - Customer Supplied - Sleeper W/O RKE W/MAN REV:Diagram2
LT/RH/LoneStar - X15 - Work Lights -LED W/ Sw Pack - Sleeper W/ RKE W/MAN REV:Diagram1
LT/RH/LoneStar - X15 - Work Lights -LED W/ Sw Pack - Sleeper W/O RKE W/MAN REV:Diagram1
LT/RH/LoneStar - X15 - Work Lights W/ Sw Pack - Customer Supplied W/ RKE W/MAN REV:Diagram1
LT/RH/LoneStar - X15 - Work Lights W/ Sw Pack - Customer Supplied W/ RKE W/MAN REV:Diagram2
LT/RH/LoneStar - X15 - Work Lights W/ Sw Pack - Customer Supplied W/O RKE W/MAN REV:Diagram1
LT/RH/LoneStar - X15 - Work Lights W/ Sw Pack - Customer Supplied W/O RKE W/MAN REV:Diagram2

LT/RH/LoneStar - X15/A26 - Adjustable Engine Speed Control (PTO) 4-pin Clockspring:Diagram1
LT/RH/LoneStar - X15/A26 - Adjustable Engine Speed Control (PTO) 10-PIN ClockSpring:Diagram1
LT/RH/LoneStar - X15/A26 - Auxiliary Air Solenoids 4-pack (1 pack/4 solenoids):Diagram1
LT/RH/LoneStar - X15/A26 - Auxiliary Air Solenoids 4-pack (1 pack/4 solenoids):Diagram2
LT/RH/LoneStar - X15/A26 - Auxiliary Air Solenoids 4-pack (1 pack/4 solenoids):Diagram3
LT/RH/LoneStar - X15/A26 - Auxiliary Air Solenoids 4-pack (1 pack/4 solenoids):Diagram4
LT/RH/LoneStar - X15/A26 - Auxiliary Air Solenoids 4-pack (1 pack/4 solenoids):Diagram5
LT/RH/LoneStar - X15/A26 - Auxiliary Air Solenoids 4-pack (2 packs/8 solenoids):Diagram1
LT/RH/LoneStar - X15/A26 - Auxiliary Air Solenoids 4-pack (2 packs/8 solenoids):Diagram2
LT/RH/LoneStar - X15/A26 - Auxiliary Air Solenoids 4-pack (2 packs/8 solenoids):Diagram3
LT/RH/LoneStar - X15/A26 - Auxiliary Air Solenoids 4-pack (2 packs/8 solenoids):Diagram4
LT/RH/LoneStar - X15/A26 - Auxiliary Air Solenoids 4-pack (2 packs/8 solenoids):Diagram5
LT/RH/LoneStar - X15/A26 - Axle Loading (Weight) Rear:Diagram1
LT/RH/LoneStar - X15/A26 - Axle Loading (Weight) Rear:Diagram2
LT/RH/LoneStar - X15/A26 - BODY CONTROL MODULE (Body Control Module):Connector J5-1602
LT/RH/LoneStar - X15/A26 - Brake Pressure (Auxiliary Gauge):Diagram1
LT/RH/LoneStar - X15/A26 - Brake Pressure (Virtual Gauge):Diagram1
LT/RH/LoneStar - X15/A26 - Brake Switch:Diagram1
LT/RH/LoneStar - X15/A26 - Clutch Monitoring (High and Low Switch to BCM):Diagram1
LT/RH/LoneStar - X15/A26 - Compressed Air Supply (Primary and Secondary Gauge):Diagram1
LT/RH/LoneStar - X15/A26 - DLB - Remote Power Module (2 RPM w/ Switch Packs):Diagram1
LT/RH/LoneStar - X15/A26 - Door Ajar Reminder (Entry/ Exit):Diagram1

LT/RH/LoneStar - X15/A26 - Engine Idle Increment/Decrement (Steering Wheel Switch - 4 Pin):Diagram1
LT/RH/LoneStar - X15/A26 - Engine Idle Increment/Decrement (Steering Wheel Switch - 10 Pin):Diagram1
LT/RH/LoneStar - X15/A26 - Engine Speed Inhibit Only:Diagram1
LT/RH/LoneStar - X15/A26 - Floor/Search Lights Sleeper:Diagram1
LT/RH/LoneStar - X15/A26 - Floor/Search Lights Sleeper (1 Light):Diagram1
LT/RH/LoneStar - X15/A26 - Fuel Level (Single Tank - Left Side):Diagram1
LT/RH/LoneStar - X15/A26 - Fuel Level (Single Tank - Left Side):Diagram2
LT/RH/LoneStar - X15/A26 - Fuel Level (Single Tank - Left Side):Diagram3
LT/RH/LoneStar - X15/A26 - Fuel Level (Single Tank - Left Side):Diagram4
LT/RH/LoneStar - X15/A26 - Fuel Level (Single Tank - Left Side):Diagram5
LT/RH/LoneStar - X15/A26 - Fuel Level (Single Tank - Left Side):Diagram6
LT/RH/LoneStar - X15/A26 - Hazard Warning (CA 2.0):Diagram1
LT/RH/LoneStar - X15/A26 - Instrument Cluster (Premium):Diagram1
LT/RH/LoneStar - X15/A26 - Instrument Cluster - Request and Status:Diagram1
LT/RH/LoneStar - X15/A26 - Jaw Monitoring:Diagram1
LT/RH/LoneStar - X15/A26 - Lighting Sleeper Dome:Diagram1
LT/RH/LoneStar - X15/A26 - MARKER/PARK LIGHTS - W/ Marker Interrupt 10pin CLCKSPRING:Diagram1
LT/RH/LoneStar - X15/A26 - Navistar Telematics Module - Programming:Diagram1
LT/RH/LoneStar - X15/A26 - Park Brake Controls (Non Lever Park Brake):Diagram1
LT/RH/LoneStar - X15/A26 - Park Brake Controls (with Alarm IGN ON/OFF):Diagram1
LT/RH/LoneStar - X15/A26 - PARK LIGHTS - W/Marker Interrupt 4 pin clockspring:Diagram1
LT/RH/LoneStar - X15/A26 - Radio (Bluetooth) W/Steering Wheel Pod N/ Remote W/MIC:Diagram1
LT/RH/LoneStar - X15/A26 - Radio W/Steering Wheel Pod W/ Remote:Diagram1

LT/RH/LoneStar - X15/A26 - Radio(Bluetooth) W/Steering Wheel W/Remote W/MIC:Diagram1
LT/RH/LoneStar - X15/A26 - Seatbelt Reminder (Warning) (Driver & Passenger in parallel):Diagram1
LT/RH/LoneStar - X15/A26 - Seatbelt Reminder (Warning) (Driver only):Diagram1
LT/RH/LoneStar - X15/A26 - Seats (RollTek) Driver and Passenger (Hard Wired):Diagram1
LT/RH/LoneStar - X15/A26 - Seats (RolTek) Drivers Seat Only (Hard Wired) - Leather:Diagram1
LT/RH/LoneStar - X15/A26 - Seats (RolTek) Drivers Seat Only (Hard Wired) - Mordura:Diagram1
LT/RH/LoneStar - X15/A26 - Seats (RolTek) Drivers Seat Only (Hard Wired) - Vinyl:Diagram1
LT/RH/LoneStar - X15/A26 - Single Axle Temperature Monitoring:Diagram1
LT/RH/LoneStar - X15/A26 - Single Axle Temperature Monitoring w/Aux Gauge:Diagram1
LT/RH/LoneStar - X15/A26 - Tandem Axle Temperature Monitoring:Diagram1
LT/RH/LoneStar - X15/A26 - Tandem Axle Temperature Monitoring:Diagram2
LT/RH/LoneStar - X15/A26 - Tandem Axle Temperature Monitoring w/ Single SNSR and AUX Gauge:Diagram1
LT/RH/LoneStar - X15/A26 - Tandem Axle Temperature Monitoring w/ Single SNSR and AUX Gauge:Diagram1
LT/RH/LoneStar - X15/A26 - Tandem Axle Temperature Monitoring w/Aux Gauge:Diagram1
LT/RH/LoneStar - X15/A26 - Tandem Axle Temperature Monitoring w/Aux Gauge:Diagram2
LT/RH/LoneStar - X15/A26 - Telematics (DRIVERTECH DAYCAB W/ J1939):Diagram1
LT/RH/LoneStar - X15/A26 - Telematics (DRIVERTECH SLEEPER W/ J1939):Diagram1
LT/RH/LoneStar - X15/A26 - Telematics (OMNIVISION W/ J1939 & PANIC BUTTON):Diagram1
LT/RH/LoneStar - X15/A26 - Telematics (OMNIVISION W/ J1939 & PANIC BUTTON):Diagram2
LT/RH/LoneStar - X15/A26 - Telematics (PEOPLE NET SLEEPER):Diagram1
LT/RH/LoneStar - X15/A26 - Telematics (QUALCOMM MCP50):Diagram1
LT/RH/LoneStar - X15/A26 - Telematics (TRIPMASTER DAYCAB):Diagram1

LT/RH/LoneStar - X15/A26 - Telematics (TRIPMASTER SLEEPER):Diagram1
LT/RH/LoneStar - X15/A26 - Telematics QUALCOMM IMCT DAYCAB With MVPC:Diagram1
LT/RH/LoneStar - X15/A26 - Telematics QUALCOMM IMCT DAYCAB With MVPC & PANIC BUTTON:Diagram1
LT/RH/LoneStar - X15/A26 - Telematics QUALCOMM IMCT DAYCAB With PANIC BUTTON:Diagram1
LT/RH/LoneStar - X15/A26 - Telematics QUALCOMM IMCT DAYCAB With PANIC BUTTON:Diagram2
LT/RH/LoneStar - X15/A26 - Telematics QUALCOMM IMCT MD:Diagram1
LT/RH/LoneStar - X15/A26 - Telematics QUALCOMM IMCT MD:Diagram2
LT/RH/LoneStar - X15/A26 - Telematics QUALCOMM TMCT:Diagram1
LT/RH/LoneStar - X15/A26 - Telematics QUALCOMM TMCT With PANIC BUTTON:Diagram1
LT/RH/LoneStar - X15/A26 - Vehicle Information Display (VID-W/BT):Diagram1
LT/RH/LoneStar - X15/A26 - Vehicle Information Display (VID-W/O BT):Diagram1
LT/RH/LoneStar - X15/A26 - Vehicle Sleep Mode:Diagram1
LT/RH/LoneStar - X15/A26 - Vehicle Speed Control (Cruise Control) 4 - PIN:Diagram1
LT/RH/LoneStar - X15/A26 - Windshield Wipers Park Brake W/ Wipers ON:Diagram1
LT/RH/LoneStar - X15/A26 - Windshield Wipers Standard:Diagram1
LT/RH/LoneStar - X15/A26 - Work Lights (2 Blunt Cuts Only W/O Relay) W/Backup W/Auto Trans (Allison and Endurant):Diagram1
LT/RH/LoneStar - X15/A26 - Work Lights (2 Blunt Cuts Only W/O Relay) W/Backup W/Auto Trans (Allison and Endurant):Diagram2
LT/RH/LoneStar - X15/A26 - Work Lights - LED W/ Sw Pack - Customer Supplied - Sleeper W/ RKE W/AUTO REV:Diagram1
LT/RH/LoneStar - X15/A26 - Work Lights - LED W/ Sw Pack - Customer Supplied - Sleeper W/ RKE W/AUTO REV:Diagram2
LT/RH/LoneStar - X15/A26 - Work Lights - LED W/ Sw Pack - Customer Supplied - Sleeper W/O RKE W/AUTO REV:Diagram1
LT/RH/LoneStar - X15/A26 - Work Lights - LED W/ Sw Pack - Customer Supplied - Sleeper W/O RKE W/AUTO REV:Diagram2

LT/RH/LoneStar - X15/A26 - Work Lights - LED W/ Sw Pack - Customer Supplied - Sleeper W/O RKE W/Endurant (Schneider):Diagram1
LT/RH/LoneStar - X15/A26 - Work Lights - LED W/ Sw Pack - Customer Supplied - Sleeper W/O RKE W/Endurant (Schneider):Diagram2
LT/RH/LoneStar - X15/A26 - Work Lights -LED W/ Sw Pack - Sleeper W/ RKE W/AUTO REV:Diagram1
LT/RH/LoneStar - X15/A26 - Work Lights -LED W/ Sw Pack - Sleeper W/O RKE W/AUTO REV:Diagram1
LT/RH/LoneStar - X15/A26 - Work Lights LED W/ Sw Pack - Day Cab W/ RKE W/AUTO REV:Diagram1
LT/RH/LoneStar - X15/A26 - Work Lights LED W/ Sw Pack - Day Cab W/O RKE W/AUTO REV:Diagram1
LT/RH/LoneStar - X15/A26 - Work Lights W/ Sw Pack - Customer Supplied W/ RKE W/AUTO REV:Diagram1
LT/RH/LoneStar - X15/A26 - Work Lights W/ Sw Pack - Customer Supplied W/ RKE W/AUTO REV:Diagram2
LT/RH/LoneStar - X15/A26 - Work Lights W/ Sw Pack - Customer Supplied W/O RKE W/AUTO REV:Diagram1
LT/RH/LoneStar - X15/A26 - Work Lights W/ Sw Pack - Customer Supplied W/O RKE W/AUTO REV:Diagram2
LT/RH/LoneStar X15 - Auto Start Stop Oil Temp Sensor Auto Trans:Diagram1
LT/RH/LoneStar X15 - Auto Start Stop Oil Temp Sensor Manual Trans:Diagram1
LT/RH/LoneStar X15 - Auto Start Stop with Sleeper Auto Climate / Cab Temp with Oil Temp Sensor Auto Trans:Diagram1
LT/RH/LoneStar X15 - Auto Start Stop with Sleeper Auto Climate / Cab Temp with Oil Temp Sensor Manual Trans:Diagram1
LT/RH/LoneStar X15 - Heating Ventilation & Air Conditioning (HVAC) Auto Temp Control:Diagram1 - HVAC
LT/RH/LoneStar X15 - Heating Ventilation & Air Conditioning (HVAC) Manual:Diagram1 - HVAC
LT/RH/LoneStar X15 - Work Lights LED W/ Sw Pack - Day Cab W/ RKE W/MAN REV:Diagram1
LT/RH/LoneStar X15 - Work Lights LED W/ Sw Pack - Day Cab W/O RKE W/MAN REV:Diagram1
RH - X15/A26 - Directional Signal (Turn) W/ HEADLIGHTS:Diagram1
RH - X15/A26 - Headlights Halogen N/INT N/LOWW:Diagram1
RH - X15/A26 - Headlights Halogen N/INT W/LOWW:Diagram1
RH - X15/A26 - Headlights Halogen W/INT N/LOWW:Diagram1

RH - X15/A26 - Headlights Halogen W/INT W/LOWW:Diagram1
RH - X15/A26 - Headlights LED N/INT N/LOWW LT:Diagram1
RH - X15/A26 - Headlights LED N/INT W/LOWW LT:Diagram1
RH - X15/A26 - Headlights LED W/INT N/LOWW LT:Diagram1
RH - X15/A26 - Headlights LED W/INT W/LOWW LT:Diagram1
Telematics J1708:Telematics J1708
Tire Pressure Monitoring (TPMS)(LDL Technology):Combination1
Tire Pressure Monitoring (TPMS)(LDL Technology):Combination2
Tire Pressure Monitoring (TPMS)(LDL Technology):Combination3

Mates MODU-BCM-A000-10-00

Name	Terminal Part Number	V-Min	Name	Wire Part Number	Wire CSA	Wire Spec	Wire Material description	Wire Color Description	Wire Length	End2 Terminal Part Number	End2 Pin Name	End2 Connector
E1	-	-	-	-	-	-	-	-	-	-	-	-
E1	-	-	WIRE490301	-	0.0	-	-	-	0.0	-	C	1970
E1	-	-	WIRE490309	-	0.0	-	-	-	0.0	-	1	7TB1
E1	-	-	WIRE490310	-	0.0	-	-	-	0.0	-	E	830
E1	-	-	WIRE490311	-	0.0	-	-	-	0.0	-	D	1919A
E1	-	-	WIRE490312	-	0.0	-	-	-	0.0	-	D	1919
E1	-	-	WIRE490313	-	0.0	-	-	-	0.0	-	D	1919B
E1	-	-	WIRE490314	-	0.0	-	-	-	0.0	-	B	1920
E1	-	-	WIRE490315	-	0.0	-	-	-	0.0	-	5	1939M
E2	-	-	-	-	-	-	-	-	-	-	-	-
E2	-	-	WIRE490300	-	0.0	-	-	-	0.0	-	D	1970

Name	Terminal Part Number	V-Min	Name	Wire Part Number	Wire CSA	Wire Spec	Wire Material description	Wire Color Description	Wire Length	End2 Terminal Part Number	End2 Pin Name	End2 Connector
E2	-	-	WIRE490302	-	0.0	-	-	-	0.0	-	1	6TB1
E2	-	-	WIRE490303	-	0.0	-	-	-	0.0	-	D	830
E2	-	-	WIRE490304	-	0.0	-	-	-	0.0	-	C	1919A
E2	-	-	WIRE490305	-	0.0	-	-	-	0.0	-	C	1919
E2	-	-	WIRE490306	-	0.0	-	-	-	0.0	-	C	1919B
E2	-	-	WIRE490307	-	0.0	-	-	-	0.0	-	A	1920
E2	-	-	WIRE490308	-	0.0	-	-	-	0.0	-	4	1939M
E3	-	-	AA9Z	3510311R1	0.79	18.0	Thin Wall XLPE Primary Cable	GREY	1660.0	-	-	-
E3	-	-	AA9Z	3510311R1	0.79	18.0	Thin Wall XLPE Primary Cable	GREY	1660.0	-	X	-
E4	-	-	AA6	3510310R1	0.53	20.0	Thin Wall XLPE Primary Cable	GREY	1340.0	-	B3	1800
E4	-	-	AA6	3510310R1	0.53	20.0	Thin Wall XLPE Primary Cable	GREY	1340.0	-	-	-
E5	-	-	AA9A	3510311R1	0.79	18.0	Thin Wall XLPE Primary Cable	GREY	180.0	-	X	-

Name	Terminal Part Number	V-Min	Name	Wire Part Number	Wire CSA	Wire Spec	Wire Material description	Wire Color Description	Wire Length	End2 Terminal Part Number	End2 Pin Name	End2 Connect or
E5	-	-	AA9A	3510311 R1	0.79	18.0	Thin Wall XLPE Primary Cable	GREY	180.0	-	-	-
E5	-	-	1A9A	-	0.0	18.0	-	GREY	0.0	-	-	-
E6	-	-	3H6DB	3510311 R1	0.79	18.0	Thin Wall XLPE Primary Cable	GREY	3075.0	-	19	1703M
E6	-	-	3H6DB	3510311 R1	0.79	18.0	Thin Wall XLPE Primary Cable	GREY	3075.0	-	-	-
E7	-	-	AA9B	3510311 R1	0.79	18.0	Thin Wall XLPE Primary Cable	GREY	245.0	-	X	-
E7	-	-	AA9B	3510311 R1	0.79	18.0	Thin Wall XLPE Primary Cable	GREY	245.0	-	-	-
E8	-	-	FF106	3510311 R1	0.79	18.0	Thin Wall XLPE Primary Cable	GREY	1055.0	-	41	1701
E8	-	-	FF106	3510311 R1	0.79	18.0	Thin Wall XLPE Primary Cable	GREY	1055.0	-	-	-
E9	-	-	FC88	3510299 R1	0.79	18.0	Thin Wall XLPE Primary Cable	LIGHT GREEN	3075.0	-	-	-

Name	Terminal Part Number	V-Min	Name	Wire Part Number	Wire CSA	Wire Spec	Wire Material description	Wire Color Description	Wire Length	End2 Terminal Part Number	End2 Pin Name	End2 Connector
E9	-	-	FC88	3510299 R1	0.79	18.0	Thin Wall XLPE Primary Cable	LIGHT GREEN	3075.0	-	60	1703M
E11	-	-	AA50	3510335 R1	0.79	18.0	Thin Wall XLPE Primary Cable	YELLOW 2	1300.0	-	P	A02-0009
E11	-	-	AA50	3510335 R1	0.79	18.0	Thin Wall XLPE Primary Cable	YELLOW 2	1300.0	-	P	0009
E11	-	-	AA50	3510335 R1	0.79	18.0	Thin Wall XLPE Primary Cable	YELLOW 2	1300.0	-	-	-
E12	-	-	AA59A	3510311 R1	0.79	18.0	Thin Wall XLPE Primary Cable	GREY	1055.0	-	32	1701
E12	-	-	AA59A	3510311 R1	0.79	18.0	Thin Wall XLPE Primary Cable	GREY	1055.0	-	-	-
E14	-	-	AA70	3510316 R1	0.53	20.0	Thin Wall XLPE Primary Cable	ORANGE	1340.0	-	B9	1800
E14	-	-	AA70	3510316 R1	0.53	20.0	Thin Wall XLPE Primary Cable	ORANGE	1340.0	-	-	-

Name	Terminal Part Number	V-Min	Name	Wire Part Number	Wire CSA	Wire Spec	Wire Material description	Wire Color Description	Wire Length	End2 Terminal Part Number	End2 Pin Name	End2 Connector
E15	-	-	ZS70A	3510316 R1	0.53	20.0	Thin Wall XLPE Primary Cable	ORANGE	1340.0	-	-	-
E15	-	-	ZS70A	3510316 R1	0.53	20.0	Thin Wall XLPE Primary Cable	ORANGE	1340.0	-	B8	1800
E15	-	-	ZE70A	-	0.0	20.0	-	ORANGE	0.0	-	B9	1800
E16	-	-	AA11-GL	3510359 R1	0.79	18.0	Thin Wall XLPE Primary Cable	WHITE	1200.0	-	-	-
F5	-	-	WIRE489 915	-	0.0	-	-	-	0.0	-	PIN1	-
F5	-	-	-	-	-	-	-	-	-	-	-	-
F5	-	-	WIRE489 803	-	0.0	-	-	-	0.0	-	PIN1	-
F5	-	-	WIRE490 001	-	0.0	-	-	-	0.0	-	PIN1	-
F5	-	-	WIRE490 109	-	0.0	-	-	-	0.0	-	PIN1	-
F6	-	-	WIRE489 914	-	0.0	-	-	-	0.0	-	PIN1	-
F6	-	-	-	-	-	-	-	-	-	-	-	-
F6	-	-	WIRE489 802	-	0.0	-	-	-	0.0	-	PIN1	-
F6	-	-	WIRE490 000	-	0.0	-	-	-	0.0	-	PIN1	-
F6	-	-	WIRE490 108	-	0.0	-	-	-	0.0	-	PIN1	-

Name	Terminal Part Number	V-Min	Name	Wire Part Number	Wire CSA	Wire Spec	Wire Material description	Wire Color Description	Wire Length	End2 Terminal Part Number	End2 Pin Name	End2 Connector
F7	-	-	FF61B	3510311 R1	0.79	18.0	Thin Wall XLPE Primary Cable	GREY	1055.0	-	40	1701
F7	-	-	FF61B	3510311 R1	0.79	18.0	Thin Wall XLPE Primary Cable	GREY	1055.0	-	-	-
F9	-	-	AU28BA	3510329 R1	0.79	18.0	Thin Wall XLPE Primary Cable	TAN	3075.0	-	18	1700
F9	-	-	AU28BA	3510329 R1	0.79	18.0	Thin Wall XLPE Primary Cable	TAN	3075.0	-	-	-
F9	-	-	AU28BA	3510329 R1	0.79	18.0	Thin Wall XLPE Primary Cable	TAN	3075.0	-	18	1703M
F10	-	-	EY71BC	3510318 R1	1.16	16.0	Thin Wall XLPE Primary Cable	ORANGE	2170.0	-	X	-
F10	-	-	BK92RAB	3510329 R1	0.79	18.0	Thin Wall XLPE Primary Cable	TAN	1410.0	-	X	-
F10	-	-	GM71BC	3510317 R1	0.79	18.0	Thin Wall XLPE Primary Cable	ORANGE	1410.0	-	X	-

Name	Terminal Part Number	V-Min	Name	Wire Part Number	Wire CSA	Wire Spec	Wire Material description	Wire Color Description	Wire Length	End2 Terminal Part Number	End2 Pin Name	End2 Connector
F10	-	-	EY71BC	3510318 R1	1.16	16.0	Thin Wall XLPE Primary Cable	ORANGE	2170.0	-	-	-
F10	-	-	GM71BC	3510317 R1	0.79	18.0	Thin Wall XLPE Primary Cable	ORANGE	1410.0	-	-	-
F11	-	-	JL116LB	3510311 R1	0.79	18.0	Thin Wall XLPE Primary Cable	GREY	2465.0	-	-	-
F11	-	-	JL116LB	3510311 R1	0.79	18.0	Thin Wall XLPE Primary Cable	GREY	2465.0	-	R6-30	1012
F14	-	-	FD88	3510299 R1	0.79	18.0	Thin Wall XLPE Primary Cable	LIGHT GREEN	3075.0	-	60	1703M
F14	-	-	FD88	3510299 R1	0.79	18.0	Thin Wall XLPE Primary Cable	LIGHT GREEN	3075.0	-	-	-
F15	-	-	FE88A	3510299 R1	0.79	18.0	Thin Wall XLPE Primary Cable	LIGHT GREEN	3075.0	-	59	1703M
F15	-	-	FE88A	3510299 R1	0.79	18.0	Thin Wall XLPE Primary Cable	LIGHT GREEN	3075.0	-	-	-

Name	Terminal Part Number	V-Min	Name	Wire Part Number	Wire CSA	Wire Spec	Wire Material description	Wire Color Description	Wire Length	End2 Terminal Part Number	End2 Pin Name	End2 Connect or
F16	-	-	JL116UB	3510311 R1	0.79	18.0	Thin Wall XLPE Primary Cable	GREY	2465.0	-	-	-
F16	-	-	JL116UB	3510311 R1	0.79	18.0	Thin Wall XLPE Primary Cable	GREY	2465.0	-	R3-30	1012

Connector Name J5-1602

Part Number 3598705C1

Instances
LT - X15/A26 - Headlights Halogen N/INT N/LOWW:Diagram1
LT - X15/A26 - Headlights Halogen N/INT W/LOWW:Diagram1
LT - X15/A26 - Headlights Halogen W/INT N/LOWW:Diagram1
LT - X15/A26 - Headlights Halogen W/INT W/LOWW:Diagram1
LT - X15/A26 - Headlights LED N/ INT N/LOWW:Diagram1
LT - X15/A26 - Headlights LED N/ INT W/LOWW:Diagram1
LT - X15/A26 - Headlights LED W/INT N/LOWW:Diagram1
LT - X15/A26 - Headlights LED W/INT W/LOWW:Diagram1
LT/RH - 2021 A26 - Heating Ventilation & Air Conditioning (HVAC) (Auto Control head W/PT Transducer N/Low Pressure SW):Diagram1 - HVAC
LT/RH - 2021 A26 - Heating Ventilation & Air Conditioning (HVAC) (Manual W/PT Transduce N/Low Pressure SW):Diagram1 - HVAC
LT/RH - A26 - Back of Cab Aux Work Light (2 blunt cuts without relay) (Backup with Manual Trans- not Endurant):Diagram2
LT/RH - A26 - Service Brake Switch(Multiple Brake Switch N/ Redundant Brake Switch):Diagram1
LT/RH - A26 - Transmission Power Take Off (Dual PTO W/ 42 Parameters & W/ Auto, AMT Trans):Diagram1- W/Endurant Trans
LT/RH - A26 - Transmission Power Take Off (Dual PTO W/ 42 Parameters & W/ Auto, AMT Trans):Diagram2 - N/ Endurant Trans
LT/RH - A26 - Transmission Power Take Off (Dual PTO W/ 42 Parameters & W/ Manual Trans):Diagram1
LT/RH - X15/A26 - Directional Signal (Turn) With HEADLIGHTS:Diagram1

Mates MODU-BCM-A000-10-00

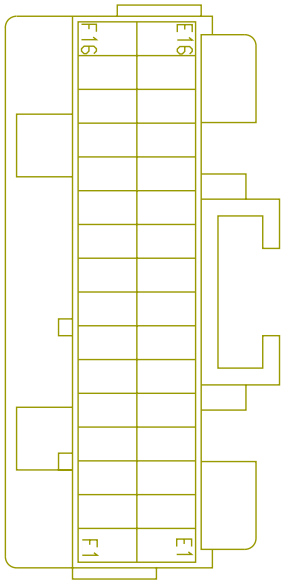

Name	Terminal Part Number	V-Min	Name	Wire Part Number	Wire CSA	Wire Spec	Wire Material description	Wire Color Description	Wire Length	End2 Terminal Part Number	End2 Pin Name	End2 Connector
E5	-	-	AA9A	3510311 R1	0.79	18.0	Thin Wall XLPE Primary Cable	GREY	180.0	-	X	-
E5	-	-	1A9A	-	0.0	18.0	-	GREY	0.0	-	X	-

Name	Terminal Part Number	V-Min	Name	Wire Part Number	Wire CSA	Wire Spec	Wire Material description	Wire Color Description	Wire Length	End2 Terminal Part Number	End2 Pin Name	End2 Connector
E6	-	-	3H6DB	3510311 R1	0.79	18.0	Thin Wall XLPE Primary Cable	GREY	3075.0	-	19	1703M
E9	-	-	FC88	3510299 R1	0.79	18.0	Thin Wall XLPE Primary Cable	LIGHT GREEN	3075.0	-	60	1703M
E11	-	-	AA50	3510335 R1	0.79	18.0	Thin Wall XLPE Primary Cable	YELLOW 2	1300.0	-	P	0009
E14	-	-	AA70	3510316 R1	0.53	20.0	Thin Wall XLPE Primary Cable	ORANGE	1340.0	-	B9	1800
E15	-	-	ZS70A	3510316 R1	0.53	20.0	Thin Wall XLPE Primary Cable	ORANGE	1340.0	-	B8	1800
E15	-	-	ZE70A	-	0.0	20.0	-	ORANGE	0.0	-	B9	1800
F10	-	-	EY71BC	3510318 R1	1.16	16.0	Thin Wall XLPE Primary Cable	ORANGE	2170.0	-	X	-
F14	-	-	FD88	3510299 R1	0.79	18.0	Thin Wall XLPE Primary Cable	LIGHT GREEN	3075.0	-	60	1703M
F15	-	-	FE88A	3510299 R1	0.79	18.0	Thin Wall XLPE Primary Cable	LIGHT GREEN	3075.0	-	59	1703M

Connector Name	J5-4411M
Part Number	3517760C1
Instances	LT/RH/LoneStar - X15/A26 - DLB - Remote Power Module (2 RPM w/ Switch Packs):Diagram1
Mates	DEV-RPM-01

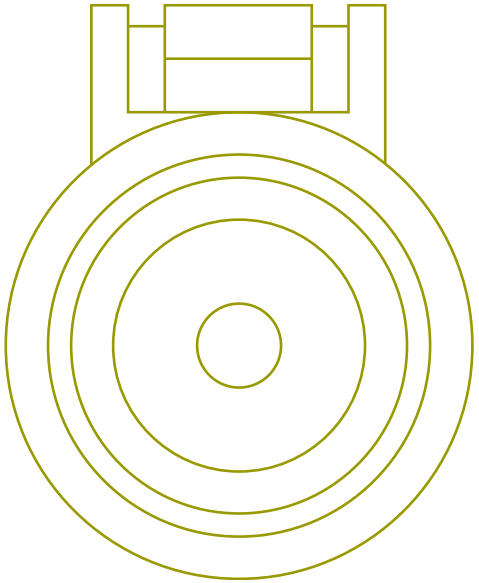

Name	Terminal Part Number	V-Min	Name	Wire Part Number	Wire CSA	Wire Spec	Wire Material description	Wire Color Description	Wire Length	End2 Terminal Part Number	End2 Pin Name	End2 Connect or
A	-	-	14	-	49.99	0.0	SGX NFLEX 125	BLACK	700.0	-	A	4411F

Connector Name	J5-4412M
Part Number	3517760C1
Instances	LT/RH/LoneStar - X15/A26 - DLB - Remote Power Module (2 RPM w/ Switch Packs):Diagram1
Mates	DEV-RPM-02

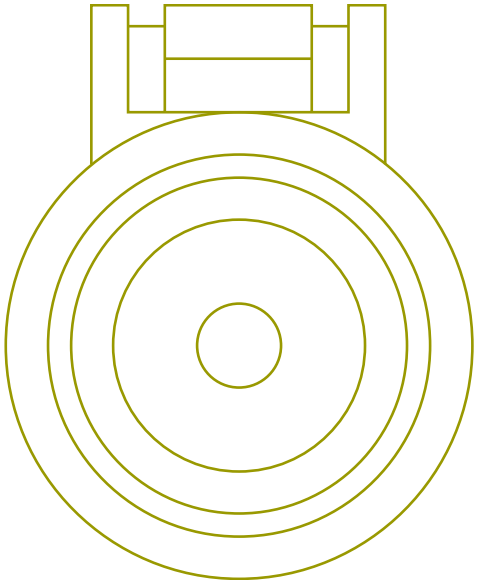

Name	Terminal Part Number	V-Min	Name	Wire Part Number	Wire CSA	Wire Spec	Wire Material description	Wire Color Description	Wire Length	End2 Terminal Part Number	End2 Pin Name	End2 Connect or
A	-	-	14D	2645255 R1	18.94	4.0	SGX FLEX 125C	RED	800.0	-	A	4412F

Connector Name	J6-1606
Part Number	3759005C1
Instances	Airbag (Driver Seat and Passenger Seat):Diagram1 - Driver Airbag (Driver Seat Only):Diagram1 Cab J1939 (250Kbps):Cab J1939 (250Kbps) LoneStar - X15 - Adaptive Cruise Control w/o Display (Bendix):Diagram1 LoneStar - X15 - Adaptive Cruise Control w/o Display (Wabco):Diagram1 LoneStar - X15 - City Horn W/ 4PIN CLK W/RKA:Diagram1-Combination1 LoneStar - X15 - City Horn W/ 10PIN CLK W/RKA:Diagram1-Combination1 LoneStar - X15 - Crank Inhibit with Hood Switch - with New BODY CONTROL MODULE Pin:Diagram2 LoneStar - X15 - Headlights Halogen N/INT N/LOWW:Diagram1 LoneStar - X15 - Headlights Halogen N/INT W/LOWW:Diagram1 LoneStar - X15 - Headlights Halogen W/INT N/LOWW:Diagram1 LoneStar - X15 - Tire Pressure (TPMS) (US & Canada):Diagram1 LoneStar - X15 - Windshield Washer Pump:Diagram1 LoneStar - X15 - Windshield Washer Pump & Low Fluid Sensor:Diagram1 LoneStar - X15/A26 - Front Fog Lamps:Diagram1 LoneStar - X15/A26 - Marker Lights (Halogen):Diagram1 Low Speed J1939 (125Kbps):Low Speed J1939 (125Kbps) LT - X15/A26 - Headlights Halogen N/INT N/LOWW:Diagram1 LT - X15/A26 - Headlights Halogen N/INT W/LOWW:Diagram1 LT - X15/A26 - Headlights Halogen W/INT N/LOWW:Diagram1 LT - X15/A26 - Headlights Halogen W/INT W/LOWW:Diagram1 LT - X15/A26 - Headlights LED N/ INT N/LOWW:Diagram1 LT - X15/A26 - Headlights LED N/ INT W/LOWW:Diagram1 LT - X15/A26 - Headlights LED W/INT N/LOWW:Diagram1 LT - X15/A26 - Headlights LED W/INT W/LOWW:Diagram1 LT/RH - 2021 A26 - Heating Ventilation & Air Conditioning (HVAC) (Auto Control head W/PT Transducer N/Low Pressure SW):Diagram1 - HVAC LT/RH - 2021 A26 - Heating Ventilation & Air Conditioning (HVAC) (Manual W/PT Transduce N/Low Pressure SW):Diagram1 - HVAC LT/RH - 2021 A26 - Transmission Shifter (Eaton Endurant and Eaton Procision):Diagram1 LT/RH - A26 - Air Filter Flow Restriction Monitoring:Diagram1

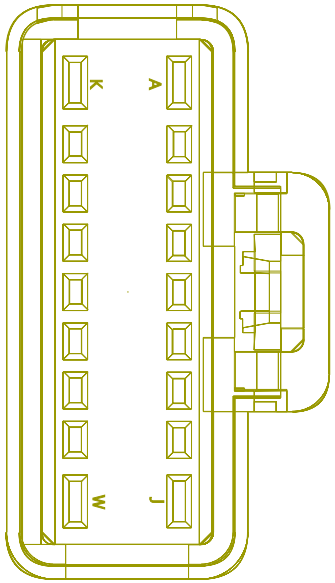

LT/RH - A26 - Auto Start Stop and Sleeper Auto Climate Cab Temp Oil Mapping (Manual Trans):Diagram1
LT/RH - A26 - Auto Start Stop Battery Oil Temp Mapping Manual Trans:Diagram1
LT/RH - A26 - Auto Start Stop with Sleeper Auto Climate Cab Temp Oil Mapping (Auto Trans):Diagram1
LT/RH - A26 - Back of Cab Aux Work Light (2 blunt cuts without relay) (Backup with Manual Trans- not Endurant):Diagram1
LT/RH - A26 - Back of Cab Aux Work Light (2 blunt cuts without relay) (Backup with Manual Trans- not Endurant):Diagram2
LT/RH - A26 - Cooling Fan Control (Fan Override):Diagram1
LT/RH - A26 - Cranking (Starter) (BCM Controlled & N/ Wired Thermal Over-Crank):Diagram1
LT/RH - A26 - Cranking (Starter) (BCM Controlled & W/ Wired Thermal Over-crank):Diagram1
LT/RH - A26 - Cranking (Starter) (BCM Controlled & W/ Wired Thermal Overcrank):Diagram1
LT/RH - A26 - DEF Economy Monitor (Cluster):Diagram1
LT/RH - A26 - DPF Regen Switch Only:Diagram1
LT/RH - A26 - DPF With Monostable Inhibit Switch:Diagram1
LT/RH - A26 - DPF With/ Bi-Stable Inhibit Switch:Diagram1
LT/RH - A26 - Service Brake Switch (Multiple Service Brake Switch W/ Redundant Switch):Diagram1
LT/RH - A26 - Starter Interlock (BCM HSD Controlled w/ Relay & N/ Neutral Switch):Diagram1
LT/RH - A26 - Starter Interlock (BCM HSD Controlled W/ Relay & W/ Neutral Switch):Diagram1
LT/RH - A26 - Starter Interlock (BCM HSD CTRL W/ Clutch Switch W/ Neutral Switch):Diagram1
LT/RH - A26 - Starter Interlocks (BCM controlled with input from Allison TCM:Diagram1
LT/RH - A26 - Starter Interlocks (Service Brake Interlock):Diagram1
LT/RH - A26 - Starting Aid (Flame Start W/MD1 ECM):Diagram1
LT/RH - A26 - Transmission Oil Temperature (Automatic Trans W/ Aux Gauge):Diagram1
LT/RH - A26 - Transmission Oil Temperature (Automatic Trans):Diagram1
LT/RH - A26 - Transmission Oil Temperature (Manual Trans W/ Aux Gauge):Diagram1
LT/RH - A26 - Transmission Oil Temperature (Manual Trans):Diagram1
LT/RH - A26 - Transmission Power Take Off (Active Low Feedback):Diagram1

LT/RH - A26 - Transmission Power Take Off (Dual PTO W/ 42 Parameters & W/ Auto, AMT Trans):Diagram1- W/Endurant Trans
LT/RH - A26 - Transmission Power Take Off (Dual PTO W/ 42 Parameters & W/ Auto, AMT Trans):Diagram2 - N/ Endurant Trans
LT/RH - A26 - Transmission Power Take Off (Dual PTO W/ 42 Parameters & W/ Manual Trans):Diagram1
LT/RH - A26 - Transmission Power Take Off (Single PTO W/ 42 Parameters & W/ Manl Trans):Diagram1
LT/RH - A26 - Transmission Power Take Off (Single PTO W/42 Parameters & W/ Auto, AMT Trans):Diagram1 - W/ Endurant Trans
LT/RH - A26 - Transmission Power Take Off (Single PTO W/42 Parameters & W/ Auto, AMT Trans):Diagram2 - N/ Endurant Trans
LT/RH - A26 - Work Lights (2 Blunt Cuts Only W/O Relay) W/ Backup W/Manual Trans Day Cab:Diagram1
LT/RH - A26 - Work Lights (2 Blunt Cuts Only W/O Relay) W/ Backup W/Manual Trans Day Cab:Diagram2
LT/RH - A26 - Work Lights (2 Blunt Cuts Only W/O Relay) W/ Backup W/Manual Trans Day Cab:Diagram3
LT/RH - A26 - Work Lights (2 Blunt Cuts Only W/O Relay) W/ Backup W/Manual Trans Day Cab:Diagram4
LT/RH - A26 - Work Lights - LED W/ Sw Pack - Customer Supplied - Sleeper W/ RKE W/MAN REV:Diagram1
LT/RH - A26 - Work Lights - LED W/ Sw Pack - Customer Supplied - Sleeper W/ RKE W/MAN REV:Diagram2
LT/RH - A26 - Work Lights - LED W/ Sw Pack - Customer Supplied - Sleeper W/ RKE W/MAN REV:Diagram3
LT/RH - A26 - Work Lights - LED W/ Sw Pack - Customer Supplied - Sleeper W/ RKE W/MAN REV:Diagram4
LT/RH - A26 - Work Lights - LED W/ Sw Pack - Customer Supplied - Sleeper W/O RKE W/MAN REV:Diagram1
LT/RH - A26 - Work Lights - LED W/ Sw Pack - Customer Supplied - Sleeper W/O RKE W/MAN REV:Diagram2
LT/RH - A26 - Work Lights - LED W/ Sw Pack - Customer Supplied - Sleeper W/O RKE W/MAN REV:Diagram3
LT/RH - A26 - Work Lights - LED W/ Sw Pack - Customer Supplied - Sleeper W/O RKE W/MAN REV:Diagram4
LT/RH - A26 - Work Lights -LED W/ Sw Pack - Sleeper W/ RKE W/MAN REV:Diagram1
LT/RH - A26 - Work Lights -LED W/ Sw Pack - Sleeper W/ RKE W/MAN REV:Diagram2

LT/RH - A26 - Work Lights -LED W/ Sw Pack - Sleeper W/O RKE W/MAN REV:Diagram1
LT/RH - A26 - Work Lights -LED W/ Sw Pack - Sleeper W/O RKE W/MAN REV:Diagram2
LT/RH - A26 - Work Lights LED W/ Sw Pack - Day Cab W/ RKE W/MAN REV:Diagram1
LT/RH - A26 - Work Lights LED W/ Sw Pack - Day Cab W/ RKE W/MAN REV:Diagram2
LT/RH - A26 - Work Lights LED W/ Sw Pack - Day Cab W/O RKE W/MAN REV:Diagram1
LT/RH - A26 - Work Lights LED W/ Sw Pack - Day Cab W/O RKE W/MAN REV:Diagram2
LT/RH - A26 - Work Lights W/ Sw Pack - Customer Supplied W/ RKE W/MAN REV:Diagram1
LT/RH - A26 - Work Lights W/ Sw Pack - Customer Supplied W/ RKE W/MAN REV:Diagram2
LT/RH - A26 - Work Lights W/ Sw Pack - Customer Supplied W/ RKE W/MAN REV:Diagram3
LT/RH - A26 - Work Lights W/ Sw Pack - Customer Supplied W/ RKE W/MAN REV:Diagram4
LT/RH - A26 - Work Lights W/ Sw Pack - Customer Supplied W/ O RKE W/MAN REV:Diagram1
LT/RH - A26 - Work Lights W/ Sw Pack - Customer Supplied W/ O RKE W/MAN REV:Diagram2
LT/RH - A26 - Work Lights W/ Sw Pack - Customer Supplied W/ O RKE W/MAN REV:Diagram3
LT/RH - A26 - Work Lights W/ Sw Pack - Customer Supplied W/ O RKE W/MAN REV:Diagram4
LT/RH - X15/A26 - Land Departure Warning - (Bendix - AutoVue W/ Qualcomm Safety Direct):Diagram1
LT/RH - X15/A26 - 10 PIN ClockSpring:Diagram1
LT/RH - X15/A26 - Adaptive Cruise Control w/o Display (Bendix):Diagram1
LT/RH - X15/A26 - Adaptive Cruise Control w/o Display (Wabco):Diagram1
LT/RH - X15/A26 - Bendix; Tractor or Towing Truck; W/ Air SUSP; J1939 Driven Lamp:Diagram1
LT/RH - X15/A26 - Bendix; Tractor or Towing Truck; W/ Air SUSP; J1939 Driven Lamp:Diagram2
LT/RH - X15/A26 - City Horn W/ 4PIN CLK W/RKA:Diagram1-Combination1
LT/RH - X15/A26 - City Horn W/ 10PIN CLK W/RKA:Diagram1-Combination1

LT/RH - X15/A26 - Directional Signal (Turn) With HEADLIGHTS:Diagram1
LT/RH - X15/A26 - Directional Signal (Turn) With HEADLIGHTS (HAL-125):Diagram1
LT/RH - X15/A26 - Directional Signal (Turn) With HEADLIGHTS Option2:Diagram1
LT/RH - X15/A26 - Fog Lights Lamps:Diagram1
LT/RH - X15/A26 - Intake Manifold Pressure AUX gauge:Diagram1
LT/RH - X15/A26 - Lane Departure Warning - (Bendix - AutoVue N/ Qualcomm Safety Direct):Diagram1
LT/RH - X15/A26 - Lane Departure Warning - (Wabco OnLane 2.0 w/ roof speakers):Diagram1
LT/RH - X15/A26 - Lane Departure Warning - (Wabco OnLane 2.0 w/ tweeter):Diagram1
LT/RH - X15/A26 - Lane Departure Warning - (Wabco OnLane):Diagram1
LT/RH - X15/A26 - Lane Keep Assist:Diagram1
LT/RH - X15/A26 - License Plate Light (Dual LED Lamp Tail Light) Option 1:Diagram1
LT/RH - X15/A26 - License Plate Light (Dual LED Lamp Tail Light) Option 1:Diagram2
LT/RH - X15/A26 - License Plate Light (Dual LED Lamp Tail Light) Option 2:Diagram1
LT/RH - X15/A26 - License Plate Light (Dual LED Lamp Tail Light) Option 2:Diagram2
LT/RH - X15/A26 - License Plate Light (Tail Light Single Assy.) Option 1:Diagram1
LT/RH - X15/A26 - License Plate Light (Tail Light Single Assy.) Option 1:Diagram2
LT/RH - X15/A26 - License Plate Light (Tail Light Single Assy.)Option 2:Diagram1
LT/RH - X15/A26 - License Plate Light (Tail Light Single Assy.)Option 2:Diagram2
LT/RH - X15/A26 - Marker Lights (With 113 Halogen):Diagram1
LT/RH - X15/A26 - Marker Lights (With 125 Halogen):Diagram1
LT/RH - X15/A26 - Marker Lights (With 125 LED):Diagram1
LT/RH - X15/A26 - Marker Lights (With113 LED):Diagram1
LT/RH - X15/A26 - Mirrors (Heat) [Switch Pack Actuated Relay Driven]:Diagram1
LT/RH - X15/A26 - Park Brake Control (Monitoring) (W/Vehicle Speed):Diagram1
LT/RH - X15/A26 - Park Brake Control (Monitoring)(GEN IV BCM):Diagram1

LT/RH - X15/A26 - Steering Hands Off Detection:Diagram1
LT/RH - X15/A26 - Steering Performance:Diagram1
LT/RH - X15/A26 - Tire Pressure (TPMS) (US & Canada):Diagram1
LT/RH - X15/A26 - Windshield Washer Pump:Diagram1
LT/RH - X15/A26 - Windshield Washer Pump & Low Fluid Sensor:Diagram1
LT/RH - X15/A26 - Windshield Wipers Cruise Disable & Park Brake W/Wipers ON:Diagram1
LT/RH - X15/A26 - Windshield Wipers Cruise Disable W/Wipers ON:Diagram1
LT/RH - X15/A26 - with Hood Switch - with New BODY CONTROL MODULE Pin:Diagram1
LT/RH - X15/A26 - Work Lights W/ Sw Pack - Customer Supplied:Diagram1
LT/RH - X15/A26 - Work Lights W/ Sw Pack - Customer Supplied:Diagram2
LT/RH A26 - X15/A26 - Up Shift Indicator (CA 2.0):Diagram1
LT/RH/LoneStar - X15 - Air Flow Restriction Monitoring:Diagram1
LT/RH/LoneStar - X15 - Auto Neutral (J1939 Comms TC10 and Ultrashift):Diagram1
LT/RH/LoneStar - X15 - Cooling Fan Control (Fan Override, Cummins):Diagram1
LT/RH/LoneStar - X15 - Cranking (Starter) GEN4 BODY CONTROL MODULE W/ Thermal Overcrank - External Switch:Diagram1
LT/RH/LoneStar - X15 - Cranking (Starter) GEN4 BODY CONTROL MODULE W/O Thermal Overcrank Wiring:Diagram1
LT/RH/LoneStar - X15 - DEF Economy Monitor (GEN IV Cluster w/ Cummins ENG):Diagram1
LT/RH/LoneStar - X15 - DPF Regen Switch Only:Diagram1
LT/RH/LoneStar - X15 - DPF With Monostable Inhibit Switch:Diagram1
LT/RH/LoneStar - X15 - DPF With/ Bi-Stable Inhibit Switch:Diagram1
LT/RH/LoneStar - X15 - Starter Interlock (BCM HSD controlled W/ Clutch Switch W/ Auto Start Stop):Diagram1
LT/RH/LoneStar - X15 - Starter Interlock (BCM LSD Controlled w/ Relay)_EATON XMSN:Diagram1
LT/RH/LoneStar - X15 - Starter Interlocks (Service Brake Interlock):Diagram1
LT/RH/LoneStar - X15 - Starter Interlocks ISX TC10:Diagram1
LT/RH/LoneStar - X15 - Starting Aid (Ether Start):Diagram1

LT/RH/LoneStar - X15 - Transmission Oil Temperature (Automatic Trans W/ Aux Gauge):Diagram1
LT/RH/LoneStar - X15 - Transmission Oil Temperature (Automatic Trans):Diagram1
LT/RH/LoneStar - X15 - Transmission Oil Temperature-Manual Trans-Horizon Option 1:Diagram1
LT/RH/LoneStar - X15 - Transmission Oil Temperature-Manual Trans-Horizon Option 1:Diagram2
LT/RH/LoneStar - X15 - Transmission Oil Temperature-Manual Trans-Horizon Option 1:Diagram3
LT/RH/LoneStar - X15 - Transmission Oil Temperature-Manual Trans-Horizon Option 2:Diagram1
LT/RH/LoneStar - X15 - Transmission Oil Temperature-Manual Trans-Horizon Option 2:Diagram2
LT/RH/LoneStar - X15 - Transmission Oil Temperature-Manual Trans-Horizon Option 2:Diagram3
LT/RH/LoneStar - X15 - Transmission Power Take Off:Diagram1
LT/RH/LoneStar - X15 - Transmission Power Take Off Dual PTO with Clutch Interlock MANUAL:Diagram1
LT/RH/LoneStar - X15 - Transmission Power Take Off Dual Solenoid AUTO:Diagram1
LT/RH/LoneStar - X15 - Transmission Power Take Off W/ Clutch Interlock:Diagram1
LT/RH/LoneStar - X15 - Transmission Shifter (Eaton Endurant and Eaton Procision):Diagram1
LT/RH/LoneStar - X15 - Transmission SINGLE Power Take Off MANUAL:Diagram1
LT/RH/LoneStar - X15 - Work Lights (2 Blunt Cuts Only W/O Relay) W/Backup W/Manual Trans:Diagram1
LT/RH/LoneStar - X15 - Work Lights (2 Blunt Cuts Only W/O Relay) W/Backup W/Manual Trans:Diagram2
LT/RH/LoneStar - X15 - Work Lights - LED W/ Sw Pack - Customer Supplied - Sleeper W/ RKE W/MAN REV:Diagram1
LT/RH/LoneStar - X15 - Work Lights - LED W/ Sw Pack - Customer Supplied - Sleeper W/ RKE W/MAN REV:Diagram2
LT/RH/LoneStar - X15 - Work Lights - LED W/ Sw Pack - Customer Supplied - Sleeper W/O RKE W/MAN REV:Diagram1
LT/RH/LoneStar - X15 - Work Lights - LED W/ Sw Pack - Customer Supplied - Sleeper W/O RKE W/MAN REV:Diagram2
LT/RH/LoneStar - X15 - Work Lights -LED W/ Sw Pack - Sleeper W/ RKE W/MAN REV:Diagram1
LT/RH/LoneStar - X15 - Work Lights -LED W/ Sw Pack - Sleeper W/O RKE W/MAN REV:Diagram1

LT/RH/LoneStar - X15 - Work Lights W/ Sw Pack - Customer Supplied W/ RKE W/MAN REV:Diagram1
LT/RH/LoneStar - X15 - Work Lights W/ Sw Pack - Customer Supplied W/ RKE W/MAN REV:Diagram2
LT/RH/LoneStar - X15 - Work Lights W/ Sw Pack - Customer Supplied W/O RKE W/MAN REV:Diagram1
LT/RH/LoneStar - X15 - Work Lights W/ Sw Pack - Customer Supplied W/O RKE W/MAN REV:Diagram2
LT/RH/LoneStar - X15/A26 - 2 Driver Controlled Locking Differential - FR & RR Axle (DANA):Diagram1
LT/RH/LoneStar - X15/A26 - 2 Driver Controlled Locking Differential - FR & RR Axle (MERITOR):Diagram1
LT/RH/LoneStar - X15/A26 - Adjustable Engine Speed Control (PTO) 4-pin Clockspring:Diagram1
LT/RH/LoneStar - X15/A26 - Adjustable Engine Speed Control (PTO) 10-PIN ClockSpring:Diagram1
LT/RH/LoneStar - X15/A26 - Automatic Lighting (Dual Sensor Solar/Twilight):Diagram1
LT/RH/LoneStar - X15/A26 - Automatic Lighting (Single Sensor Twilight):Diagram1
LT/RH/LoneStar - X15/A26 - Auxiliary Trailer Power CAV D:Diagram1
LT/RH/LoneStar - X15/A26 - Auxiliary Trailer Power CAV D:Diagram2
LT/RH/LoneStar - X15/A26 - Auxiliary Trailer Power W/ ISO Trailer Socket:Diagram1
LT/RH/LoneStar - X15/A26 - Axle Loading (Weight) Rear:Diagram1
LT/RH/LoneStar - X15/A26 - Axle Loading (Weight) Rear:Diagram2
LT/RH/LoneStar - X15/A26 - BODY CONTROL MODULE (Body Control Module):Connector J6-1606
LT/RH/LoneStar - X15/A26 - Brake Pressure (Auxiliary Gauge):Diagram1
LT/RH/LoneStar - X15/A26 - Brake Pressure (Virtual Gauge):Diagram1
LT/RH/LoneStar - X15/A26 - Brake Switch:Diagram1
LT/RH/LoneStar - X15/A26 - Cab Dome Light - (Sleeper Cab):Diagram1
LT/RH/LoneStar - X15/A26 - Compressed Air Supply (Primary and Secondary Gauge):Diagram1
LT/RH/LoneStar - X15/A26 - Coolant Temperature Monitoring (J1939 Comm):Diagram1
LT/RH/LoneStar - X15/A26 - Daytime Running Lights:Diagram1

LT/RH/LoneStar - X15/A26 - DLB - Remote Power Module (2 RPM w/ Switch Packs):Diagram1
LT/RH/LoneStar - X15/A26 - Door Ajar Reminder (Entry/ Exit):Diagram1
LT/RH/LoneStar - X15/A26 - Driver Controlled Locking Differential - FR & RR Axle (DANA):Diagram1
LT/RH/LoneStar - X15/A26 - Driver Controlled Locking Differential - FR & RR Axle (MERITOR):Diagram1
LT/RH/LoneStar - X15/A26 - Driver Controlled Locking Differential - FR (MERITOR):Diagram1
LT/RH/LoneStar - X15/A26 - Driver Controlled Locking Differential - RR Axle (DANA):Diagram1
LT/RH/LoneStar - X15/A26 - Driver Controlled Locking Differential - RR Axle (DANA):Diagram2
LT/RH/LoneStar - X15/A26 - Driver Controlled Locking Differential - RR Axle (MERITOR):Diagram1
LT/RH/LoneStar - X15/A26 - Driver Controlled Locking Differential - RR Axle (MERITOR):Diagram2
LT/RH/LoneStar - X15/A26 - Electrical Load Control(Load Shed):Diagram1
LT/RH/LoneStar - X15/A26 - Engine Brake (CA2.0; Mux Switch):Diagram1
LT/RH/LoneStar - X15/A26 - Engine Brake (CA2.0; Stalk Shifter):Diagram1
LT/RH/LoneStar - X15/A26 - Engine Idle Increment/Decrement (Steering Wheel Switch - 4 Pin):Diagram1
LT/RH/LoneStar - X15/A26 - Engine Idle Increment/Decrement (Steering Wheel Switch - 10 Pin):Diagram1
LT/RH/LoneStar - X15/A26 - Engine Oil Pressure:Diagram1
LT/RH/LoneStar - X15/A26 - Engine Oil Temperature (NA MUX_AUX Gauge):Diagram1
LT/RH/LoneStar - X15/A26 - Engine Oil Temperature (NA-Mux):Diagram1
LT/RH/LoneStar - X15/A26 - Engine Usage Monitoring (Base):Diagram1
LT/RH/LoneStar - X15/A26 - Engine Usage Monitoring (VID Option):Diagram1
LT/RH/LoneStar - X15/A26 - Engine/Exhaust Brake:Diagram1
LT/RH/LoneStar - X15/A26 - Exterior Lamp Check:Diagram1
LT/RH/LoneStar - X15/A26 - Exterior Lamp Reminder:Diagram1
LT/RH/LoneStar - X15/A26 - Fifth Wheel Slide:Diagram1
LT/RH/LoneStar - X15/A26 - Floor/Search Lights Sleeper:Diagram1

LT/RH/LoneStar - X15/A26 - Floor/Search Lights Sleeper (1 Light):Diagram1
LT/RH/LoneStar - X15/A26 - Fuel Economy Monitor:Diagram1
LT/RH/LoneStar - X15/A26 - Fuel Level (Single Tank - Left Side):Diagram1
LT/RH/LoneStar - X15/A26 - Fuel Level (Single Tank - Left Side):Diagram2
LT/RH/LoneStar - X15/A26 - Fuel Level (Single Tank - Left Side):Diagram3
LT/RH/LoneStar - X15/A26 - Fuel Level (Single Tank - Left Side):Diagram4
LT/RH/LoneStar - X15/A26 - Fuel Level (Single Tank - Left Side):Diagram5
LT/RH/LoneStar - X15/A26 - Fuel Level (Single Tank - Left Side):Diagram6
LT/RH/LoneStar - X15/A26 - Heated Mirrors (Door Pod Actuated Cab and Hood Mounted):Diagram1
LT/RH/LoneStar - X15/A26 - Height Control:Diagram1
LT/RH/LoneStar - X15/A26 - Hill Start Aid (Bendix):Diagram1
LT/RH/LoneStar - X15/A26 - Hill Start Aid (Bendix):Diagram2
LT/RH/LoneStar - X15/A26 - Hill Start Aid (Bendix):Diagram3
LT/RH/LoneStar - X15/A26 - Hill Start Aid (Wabco):Diagram1
LT/RH/LoneStar - X15/A26 - Instrument Cluster - Bulb Check:Diagram1
LT/RH/LoneStar - X15/A26 - Intake Manifold Pressure:Diagram1
LT/RH/LoneStar - X15/A26 - Jaw Monitoring:Diagram1
LT/RH/LoneStar - X15/A26 - Jaw Unlock Control (Standard):Diagram1
LT/RH/LoneStar - X15/A26 - Jaw Unlock Control W/ SOLENOIDS W/SWITCH PACKS:Diagram1
LT/RH/LoneStar - X15/A26 - Key Switch (Operator Input):Diagram1
LT/RH/LoneStar - X15/A26 - License Plate Light (Tail Light Single Assy.) Option 1:Diagram1
LT/RH/LoneStar - X15/A26 - License Plate Light (Tail Light Single Assy.) Option 1:Diagram2
LT/RH/LoneStar - X15/A26 - License Plate Light (Tail Light Single Assy.) Option 2:Diagram1-Combination1
LT/RH/LoneStar - X15/A26 - License Plate Light (Tail Light Single Assy.) Option 2:Diagram1-Combination2
LT/RH/LoneStar - X15/A26 - Lighting Sleeper Dome:Diagram1
LT/RH/LoneStar - X15/A26 - MARKER/PARK LIGHTS - W/ Marker Interrupt 10pin CLCKSPRING:Diagram1

LT/RH/LoneStar - X15/A26 - Navistar Telematics Module - Programming:Diagram1
LT/RH/LoneStar - X15/A26 - Odometer (Cluster):Diagram1
LT/RH/LoneStar - X15/A26 - Park Brake Controls (Non Lever Park Brake):Diagram1
LT/RH/LoneStar - X15/A26 - Park Brake Controls (with Alarm IGN ON/OFF):Diagram1
LT/RH/LoneStar - X15/A26 - Park Brake Reminder (Non-Stationary) (CA2.0):Diagram1
LT/RH/LoneStar - X15/A26 - PARK LIGHTS - W/Marker Interrupt 4 pin clockspring:Diagram1
LT/RH/LoneStar - X15/A26 - Power Divider Lock Control and Monitoring:Diagram1
LT/RH/LoneStar - X15/A26 - Power Door Locks:Diagram1
LT/RH/LoneStar - X15/A26 - Power Windows:Diagram1
LT/RH/LoneStar - X15/A26 - Real Time Clock (RTC) (Standard):Diagram1
LT/RH/LoneStar - X15/A26 - Rear AUTO HVAC (No Idle) W/ Pre-Heat (Bergstrom Heat and Cool w/ Condensation) 2 SWITCHES:Diagram3 - Espar Circuit
LT/RH/LoneStar - X15/A26 - Rear HVAC (No Idle Heater) (Espar) Option 1:Diagram1
LT/RH/LoneStar - X15/A26 - Rear HVAC (No Idle Heater) (Espar) Option 2:Diagram1
LT/RH/LoneStar - X15/A26 - Rear HVAC (No Idle Heater) (Webasto Smartemp):Diagram1
LT/RH/LoneStar - X15/A26 - Rear HVAC (No Idle Heater) (Webasto Std N/Swift) N/ Heat Swtich:Diagram1
LT/RH/LoneStar - X15/A26 - Rear HVAC (No Idle Heater) (Webasto Std W/Swift) N/ Heat Switch:Diagram1
LT/RH/LoneStar - X15/A26 - Rear HVAC (No Idle) W/ Pre-Heat (Bergstrom Heat and Cool w/ Condensation) 2 SWITCHES Option 1:Diagram1 - Powers, Grounds & Controls
LT/RH/LoneStar - X15/A26 - Rear HVAC (No Idle) W/ Pre-Heat (Bergstrom Heat and Cool w/ Condensation) 2 SWITCHES Option 2:Diagram1 - Powers, Grounds & Controls
LT/RH/LoneStar - X15/A26 - Rear HVAC (No Idle) W/ Pre-Heat (Bergstrom Heat and Cool w/ Condensation) 4 SWITCHES Option 1:Diagram1 - Powers, Grounds & Controls
LT/RH/LoneStar - X15/A26 - Rear HVAC (No Idle) W/ Pre-Heat (Bergstrom Heat and Cool w/ Condensation) 4 SWITCHES Option 2:Diagram1 - Powers, Grounds & Controls
LT/RH/LoneStar - X15/A26 - Rear HVAC (Sleeper W/ Deluxe):Diagram1

LT/RH/LoneStar - X15/A26 - Rear HVAC (Sleeper W/ Premium):Diagram1
LT/RH/LoneStar - X15/A26 - Rear Lights Stop - Dual Assembly:Diagram1
LT/RH/LoneStar - X15/A26 - Rear Lights Stop - Dual Assembly:Diagram2
LT/RH/LoneStar - X15/A26 - Rear Lights Stop - Single Assembly Option 1:Diagram1
LT/RH/LoneStar - X15/A26 - Rear Lights Stop - Single Assembly Option 1:Diagram2
LT/RH/LoneStar - X15/A26 - Rear Lights Stop - Single Assembly Option 2:Diagram1
LT/RH/LoneStar - X15/A26 - Rear Lights Stop - Single Assembly Option 2:Diagram2
LT/RH/LoneStar - X15/A26 - Rear Manual HVAC (No Idle) W/ Pre-Heat (Bergstrom Heat and Cool w/ Condensation) 2 SWITCHES:Diagram3 - Espar Circuit
LT/RH/LoneStar - X15/A26 - Remote Keyless Access:Diagram1
LT/RH/LoneStar - X15/A26 - Seatbelt Reminder (Warning) (Driver & Passenger in parallel):Diagram1
LT/RH/LoneStar - X15/A26 - Seatbelt Reminder (Warning) (Driver only):Diagram1
LT/RH/LoneStar - X15/A26 - Seats (RollTek) Driver and Passenger (Hard Wired):Diagram1
LT/RH/LoneStar - X15/A26 - Seats (RolTek) Drivers Seat Only (Hard Wired) - Leather:Diagram1
LT/RH/LoneStar - X15/A26 - Seats (RolTek) Drivers Seat Only (Hard Wired) - Mordura:Diagram1
LT/RH/LoneStar - X15/A26 - Seats (RolTek) Drivers Seat Only (Hard Wired) - Vinyl:Diagram1
LT/RH/LoneStar - X15/A26 - Single Axle Temperature Monitoring:Diagram1
LT/RH/LoneStar - X15/A26 - Single Axle Temperature Monitoring w/Aux Gauge:Diagram1
LT/RH/LoneStar - X15/A26 - Tandem Axle Temperature Monitoring:Diagram1
LT/RH/LoneStar - X15/A26 - Tandem Axle Temperature Monitoring:Diagram2
LT/RH/LoneStar - X15/A26 - Tandem Axle Temperature Monitoring w/ Single SNSR and AUX Gauge:Diagram1
LT/RH/LoneStar - X15/A26 - Tandem Axle Temperature Monitoring w/ Single SNSR and AUX Gauge:Diagram1
LT/RH/LoneStar - X15/A26 - Tandem Axle Temperature Monitoring w/Aux Gauge:Diagram1

LT/RH/LoneStar - X15/A26 - Tandem Axle Temperature Monitoring w/Aux Gauge:Diagram2
LT/RH/LoneStar - X15/A26 - Theft Deterrent (Standard J1939 Mux SW):Diagram1
LT/RH/LoneStar - X15/A26 - Traction Control (Bendix Controller):Diagram1
LT/RH/LoneStar - X15/A26 - Traction Control (Bendix Controller):Diagram2
LT/RH/LoneStar - X15/A26 - Traction Control (Bendix Controller) With ABS Trailer:Diagram1
LT/RH/LoneStar - X15/A26 - Traction Control (Bendix Controller) With ABS Trailer:Diagram2
LT/RH/LoneStar - X15/A26 - Traction Control (Wabco Controller):Diagram1
LT/RH/LoneStar - X15/A26 - Traction Control (Wabco Controller):Diagram2
LT/RH/LoneStar - X15/A26 - Traction Control (Wabco Controller):Diagram3
LT/RH/LoneStar - X15/A26 - Transmission - MODE Selection:Diagram1
LT/RH/LoneStar - X15/A26 - Transmission Range Inhibit (J1939 Comm):Diagram1
LT/RH/LoneStar - X15/A26 - Trip Odometer (Cluster):Diagram1
LT/RH/LoneStar - X15/A26 - Vehicle Information Display (VID-W/BT):Diagram1
LT/RH/LoneStar - X15/A26 - Vehicle Information Display (VID-W/O BT):Diagram1
LT/RH/LoneStar - X15/A26 - Vehicle Speed Control (Cruise Control) 4 - PIN:Diagram1
LT/RH/LoneStar - X15/A26 - Voltage Monitoring (Voltmeter) (with Aux gauge):Diagram1
LT/RH/LoneStar - X15/A26 - Voltage Monitoring (Voltmeter) Option 1:Diagram1
LT/RH/LoneStar - X15/A26 - Voltage Monitoring (Voltmeter) Option 2:Diagram1
LT/RH/LoneStar - X15/A26 - Work Lights (2 Blunt Cuts Only W/O Relay):Diagram1
LT/RH/LoneStar - X15/A26 - Work Lights (2 Blunt Cuts Only W/O Relay):Diagram2
LT/RH/LoneStar - X15/A26 - Work Lights (2 Blunt Cuts Only W/O Relay) W/Backup W/Auto Trans (Allison and Endurant):Diagram1

LT/RH/LoneStar - X15/A26 - Work Lights (2 Blunt Cuts Only W/O Relay) W/Backup W/Auto Trans (Allison and Endurant):Diagram2
LT/RH/LoneStar - X15/A26 - Work Lights - LED W/ Sw Pack - Customer Supplied - Sleeper:Diagram1
LT/RH/LoneStar - X15/A26 - Work Lights - LED W/ Sw Pack - Customer Supplied - Sleeper:Diagram2
LT/RH/LoneStar - X15/A26 - Work Lights - LED W/ Sw Pack - Customer Supplied - Sleeper W/ RKE W/AUTO REV:Diagram1
LT/RH/LoneStar - X15/A26 - Work Lights - LED W/ Sw Pack - Customer Supplied - Sleeper W/ RKE W/AUTO REV:Diagram2
LT/RH/LoneStar - X15/A26 - Work Lights - LED W/ Sw Pack - Customer Supplied - Sleeper W/O RKE:Diagram1
LT/RH/LoneStar - X15/A26 - Work Lights - LED W/ Sw Pack - Customer Supplied - Sleeper W/O RKE:Diagram2
LT/RH/LoneStar - X15/A26 - Work Lights - LED W/ Sw Pack - Customer Supplied - Sleeper W/O RKE W/AUTO REV:Diagram1
LT/RH/LoneStar - X15/A26 - Work Lights - LED W/ Sw Pack - Customer Supplied - Sleeper W/O RKE W/AUTO REV:Diagram2
LT/RH/LoneStar - X15/A26 - Work Lights - LED W/ Sw Pack - Customer Supplied - Sleeper W/O RKE W/Endurant (Schneider):Diagram1
LT/RH/LoneStar - X15/A26 - Work Lights - LED W/ Sw Pack - Customer Supplied - Sleeper W/O RKE W/Endurant (Schneider):Diagram2
LT/RH/LoneStar - X15/A26 - Work Lights -LED W/ Sw Pack - Sleeper:Diagram1
LT/RH/LoneStar - X15/A26 - Work Lights -LED W/ Sw Pack - Sleeper W/ RKE W/AUTO REV:Diagram1
LT/RH/LoneStar - X15/A26 - Work Lights -LED W/ Sw Pack - Sleeper W/O RKE:Diagram1
LT/RH/LoneStar - X15/A26 - Work Lights -LED W/ Sw Pack - Sleeper W/O RKE W/AUTO REV:Diagram1
LT/RH/LoneStar - X15/A26 - Work Lights LED W/ Sw Pack - Day Cab:Diagram1
LT/RH/LoneStar - X15/A26 - Work Lights LED W/ Sw Pack - Day Cab W/ RKE W/AUTO REV:Diagram1
LT/RH/LoneStar - X15/A26 - Work Lights LED W/ Sw Pack - Day Cab W/O RKE:Diagram1
LT/RH/LoneStar - X15/A26 - Work Lights W/ Sw Pack - Customer Supplied:Diagram1
LT/RH/LoneStar - X15/A26 - Work Lights W/ Sw Pack - Customer Supplied:Diagram2

LT/RH/LoneStar - X15/A26 - Work Lights W/ Sw Pack - Customer Supplied W/ RKE W/AUTO REV:Diagram1
LT/RH/LoneStar - X15/A26 - Work Lights W/ Sw Pack - Customer Supplied W/ RKE W/AUTO REV:Diagram2
LT/RH/LoneStar - X15/A26 - Work Lights W/ Sw Pack - Customer Supplied W/O RKE W/AUTO REV:Diagram1
LT/RH/LoneStar - X15/A26 - Work Lights W/ Sw Pack - Customer Supplied W/O RKE W/AUTO REV:Diagram2
LT/RH/LoneStar A26/X15 - No-Idle HVAC (Espar Airtronic, Berstrom AC, Front Auto Control head):Diagram3 - Espar Circuit
LT/RH/LoneStar A26/X15 - No-Idle HVAC (Espar Airtronic, Berstrom AC, Front Manual Control head:Diagram3 - Espar Circuit
LT/RH/LoneStar X15 - Auto Start Stop Oil Temp Sensor Auto Trans:Diagram1
LT/RH/LoneStar X15 - Auto Start Stop Oil Temp Sensor Manual Trans:Diagram1
LT/RH/LoneStar X15 - Auto Start Stop with Sleeper Auto Climate / Cab Temp with Oil Temp Sensor Auto Trans:Diagram1
LT/RH/LoneStar X15 - Auto Start Stop with Sleeper Auto Climate / Cab Temp with Oil Temp Sensor Manual Trans:Diagram1
LT/RH/LoneStar X15 - Heating Ventilation & Air Conditioning (HVAC) Auto Temp Control:Diagram1 - HVAC
LT/RH/LoneStar X15 - Heating Ventilation & Air Conditioning (HVAC) Manual:Diagram1 - HVAC
LT/RH/LoneStar X15 - Work Lights LED W/ Sw Pack - Day Cab W/ RKE W/MAN REV:Diagram1
LT/RH/LoneStar X15 - Work Lights LED W/ Sw Pack - Day Cab W/O RKE W/MAN REV:Diagram1
Powertrain J1939 (500Kbps) Eaton Ultrashift+ Transmission X15:Powertrain J1939 (500kbps) Eaton Ultrashift+ X15
Powertrain J1939 (500Kbps) Endurant Transmission X15:Powertrain J1939 (500kbps) Endurant Transmission X15
Powertrain J1939 (500Kbps) Manual Transmission X15:Powertrain Standard J1939 (500kbps) Manual Transmission X15
Powertrain J1939 (500Kbps) TC10 Transmission X15:Powertrain J1939 (500kbps) TC10 Transmission X15
Relays - Grid Management (N/Load Shed Day Cab):Diagram1
Relays - Grid Management (W/Load Shed Day Cab):Diagram1
Relays - Grid Management (W/Load Shed Sleeper Cab):Diagram1

RH - X15/A26 - Directional Signal (Turn) W/ HEADLIGHTS:Diagram1
RH - X15/A26 - Headlights Halogen N/INT N/LOWW:Diagram1
RH - X15/A26 - Headlights Halogen N/INT W/LOWW:Diagram1
RH - X15/A26 - Headlights Halogen W/INT N/LOWW:Diagram1
RH - X15/A26 - Headlights LED N/INT N/LOWW LT:Diagram1
RH - X15/A26 - Headlights LED N/INT W/LOWW LT:Diagram1
RH - X15/A26 - Headlights LED W/INT N/LOWW LT:Diagram1
Tire Pressure Monitoring (TPMS)(LDL Technology):Combination1
Tire Pressure Monitoring (TPMS)(LDL Technology):Combination2
Tire Pressure Monitoring (TPMS)(LDL Technology):Combination3

Mates MODU-BCM-A000-10-00

Name	Terminal Part Number	V-Min	Name	Wire Part Number	Wire CSA	Wire Spec	Wire Material description	Wire Color Description	Wire Length	End2 Terminal Part Number	End2 Pin Name	End2 Connect or
A	-	-	AV12	3510340 R1	0.53	20.0	Thin Wall XLPE Primary Cable	LIGHT BLUE	2515.0	-	-	-
A	-	-	3Y12	3510340 R1	0.53	20.0	Thin Wall XLPE Primary Cable	LIGHT BLUE	2360.0	-	-	-
A	-	-	AY12	3510341 R1	0.79	18.0	Thin Wall XLPE Primary Cable	LIGHT BLUE	2360.0	-	-	-
A	-	-	AW12	3510340 R1	0.53	20.0	Thin Wall XLPE Primary Cable	LIGHT BLUE	730.0	-	-	-
A	-	-	AV12	3510340 R1	0.53	20.0	Thin Wall XLPE Primary Cable	LIGHT BLUE	2515.0	-	R4-85	1011

Name	Terminal Part Number	V-Min	Name	Wire Part Number	Wire CSA	Wire Spec	Wire Material description	Wire Color Description	Wire Length	End2 Terminal Part Number	End2 Pin Name	End2 Connector
A	-	-	AW12	3510340 R1	0.53	20.0	Thin Wall XLPE Primary Cable	LIGHT BLUE	730.0	-	X	-
B	-	-	6K166B	3510298 R1	0.53	20.0	Thin Wall XLPE Primary Cable	LIGHT GREEN	2330.0	-	-	-
B	-	-	6K166B	3510298 R1	0.53	20.0	Thin Wall XLPE Primary Cable	LIGHT GREEN	2330.0	-	X	-
D	-	-	-	-	-	-	-	-	-	-	-	-
D	-	-	WIRE223 939	-	0.0	-	-	-	0.0	-	PIN1	-
E	-	-	-	-	-	-	-	-	-	-	-	-
E	-	-	WIRE223 938	-	0.0	-	-	-	0.0	-	PIN1	-
G	-	-	-	-	-	-	-	-	-	-	-	-
G	-	-	WIRE223 774	-	0.0	-	-	-	0.0	-	PIN1	-
H	-	-	-	-	-	-	-	-	-	-	-	-
H	-	-	WIRE223 773	-	0.0	-	-	-	0.0	-	PIN1	-
J	-	-	AG166A	3510298 R1	0.53	20.0	Thin Wall XLPE Primary Cable	LIGHT GREEN	430.0	-	-	-
J	-	-	AH166A	3510298 R1	0.53	20.0	Thin Wall XLPE Primary Cable	LIGHT GREEN	2710.0	-	-	-

Name	Terminal Part Number	V-Min	Name	Wire Part Number	Wire CSA	Wire Spec	Wire Material description	Wire Color Description	Wire Length	End2 Terminal Part Number	End2 Pin Name	End2 Connector
J	-	-	AH166A	3510298 R1	0.53	20.0	Thin Wall XLPE Primary Cable	LIGHT GREEN	2710.0	-	R1-86	1016
J	-	-	AG166A	3510298 R1	0.53	20.0	Thin Wall XLPE Primary Cable	LIGHT GREEN	430.0	-	X	-
K	-	-	6K11-GE	3510358 R1	0.53	20.0	Thin Wall XLPE Primary Cable	WHITE	1825.0	-	-	-
L	-	-	AP75WC	3510299 R1	0.79	18.0	Thin Wall XLPE Primary Cable	LIGHT GREEN	1500.0	-	27	5000A
L	-	-	AP75WC	3510299 R1	0.79	18.0	Thin Wall XLPE Primary Cable	LIGHT GREEN	1500.0	-	-	-
M	-	-	AZ17B	3510323 R1	0.79	18.0	Thin Wall XLPE Primary Cable	PINK	2635.0	-	R2-87	1014
M	-	-	GY92#14 1A	3510329 R1	0.79	18.0	Thin Wall XLPE Primary Cable	TAN	3215.0	-	28	1703M
M	-	-	AZ17B	3510323 R1	0.79	18.0	Thin Wall XLPE Primary Cable	PINK	2635.0	-	-	-

Name	Terminal Part Number	V-Min	Name	Wire Part Number	Wire CSA	Wire Spec	Wire Material description	Wire Color Description	Wire Length	End2 Terminal Part Number	End2 Pin Name	End2 Connector
M	-	-	DT104-GA	3510360 R1	1.16	16.0	Thin Wall XLPE Primary Cable	WHITE	3215.0	-	-	-
M	-	-	DT104-GA	3510360 R1	1.16	16.0	Thin Wall XLPE Primary Cable	WHITE	3215.0	-	22	1703M
M	-	-	AZ17B	3510323 R1	0.79	18.0	Thin Wall XLPE Primary Cable	PINK	2635.0	-	R2-87	A02_1014
N	-	-	-	-	-	-	-	-	-	-	-	-
N	-	-	WIRE234463	-	0.0	-	-	-	0.0	-	PIN1	-
P	-	-	-	-	-	-	-	-	-	-	-	-
P	-	-	WIRE234462	-	0.0	-	-	-	0.0	-	PIN1	-
R	-	-	BA88A	-	0.0	18.0	-	LIGHT GREEN	0.0	-	59	1703M
S	-	-	ND17HA	3510324 R1	1.16	16.0	Thin Wall XLPE Primary Cable	PINK	1615.0	-	-	-
S	-	-	NE17H	3510323 R1	0.79	18.0	Thin Wall XLPE Primary Cable	PINK	1615.0	-	-	-
S	-	-	ND17HA	3510324 R1	1.16	16.0	Thin Wall XLPE Primary Cable	PINK	1615.0	-	B	A02-1100

Name	Terminal Part Number	V-Min	Name	Wire Part Number	Wire CSA	Wire Spec	Wire Material description	Wire Color Description	Wire Length	End2 Terminal Part Number	End2 Pin Name	End2 Connector
S	-	-	NE17H	3510323 R1	0.79	18.0	Thin Wall XLPE Primary Cable	PINK	1615.0	-	B	A02-1100
T	-	-	3B17	3510324 R1	1.16	16.0	Thin Wall XLPE Primary Cable	PINK	3215.0	-	29	1703M
T	-	-	GP17	3510324 R1	1.16	16.0	Thin Wall XLPE Primary Cable	PINK	3215.0	-	29	1703M
T	-	-	3B17	3510324 R1	1.16	16.0	Thin Wall XLPE Primary Cable	PINK	3215.0	-	-	-
T	-	-	AF17	3510324 R1	1.16	16.0	Thin Wall XLPE Primary Cable	PINK	3215.0	-	-	-
T	-	-	GP17	3510324 R1	1.16	16.0	Thin Wall XLPE Primary Cable	PINK	3215.0	-	-	-
W	-	-	AH166AA	3510298 R1	0.53	20.0	Thin Wall XLPE Primary Cable	LIGHT GREEN	2710.0	-	-	-
W	-	-	AG166BAB	3510298 R1	0.53	20.0	Thin Wall XLPE Primary Cable	LIGHT GREEN	545.0	-	-	-

Name	Terminal Part Number	V-Min	Name	Wire Part Number	Wire CSA	Wire Spec	Wire Material description	Wire Color Description	Wire Length	End2 Terminal Part Number	End2 Pin Name	End2 Connect or
W	-	-	AH166AA	3510298 R1	0.53	20.0	Thin Wall XLPE Primary Cable	LIGHT GREEN	2710.0	-	R1-85	1016
W	-	-	AG166BAB	3510298 R1	0.53	20.0	Thin Wall XLPE Primary Cable	LIGHT GREEN	545.0	-	X	-

Connector Name	J6-1606
Part Number	3759005C1
Instances	Powertrain J1939 (500Kbps) A26:Powertrain Standard J1939 (500Kbps) 2021 A26 Engine
Mates	MODU-BCM-A000-10-00

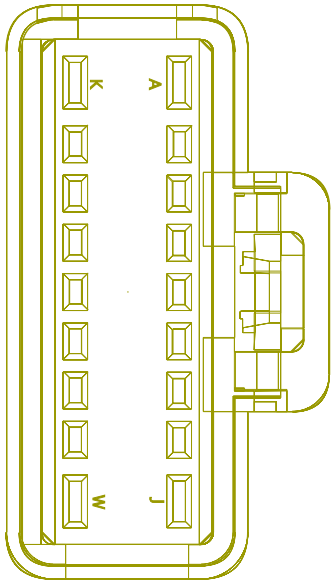

Name	Terminal Part Number	V-Min	Name	Wire Part Number	Wire CSA	Wire Spec	Wire Material description	Wire Color Description	Wire Length	End2 Terminal Part Number	End2 Pin Name	End2 Connect or
G	-	-	WIRE223774	-	0.0	-	-	-	0.0	-	PIN1	-
H	-	-	WIRE223773	-	0.0	-	-	-	0.0	-	PIN1	-

Connector Name	J6-1606
Part Number	3759005C1
Instances	LT/RH - A26 - Service Brake Switch(Multiple Brake Switch N/ Redundant Brake Switch):Diagram1
Mates	MODU-BCM-A000-10-00

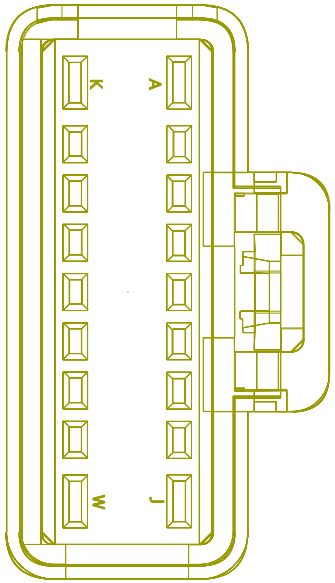

Name	Terminal Part Number	V-Min	Name	Wire Part Number	Wire CSA	Wire Spec	Wire Material description	Wire Color Description	Wire Length	End2 Terminal Part Number	End2 Pin Name	End2 Connect or
G	-	-	-	-	-	-	-	-	-	-	-	-
H	-	-	-	-	-	-	-	-	-	-	-	-

Connector Name	J6-1606
Part Number	3759005C1
Instances	LT/RH - X15/A26 - Directional Signal (Turn) With HEADLIGHTS (LED-125):Diagram1
Mates	MODU-BCM-A000-10-00

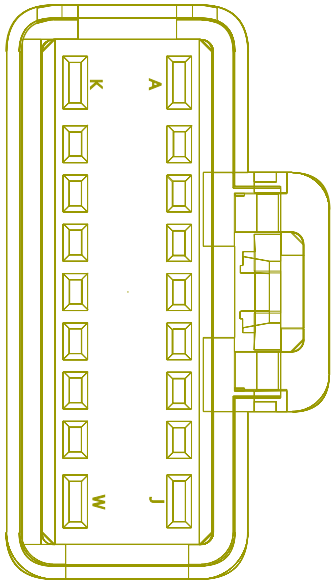

Name	Terminal Part Number	V-Min	Name	Wire Part Number	Wire CSA	Wire Spec	Wire Material description	Wire Color Description	Wire Length	End2 Terminal Part Number	End2 Pin Name	End2 Connector
N	-	-	-	-	-	-	-	-	-	-	-	-
P	-	-	-	-	-	-	-	-	-	-	-	-

Connector Name	J6-1606
Part Number	3759005C1
Instances	LT/RH/LoneStar - X15/A26 - Work Lights LED W/ Sw Pack - Day Cab W/O RKE W/AUTO REV:Diagram1
Mates	MODU-BCM-A000-10-00

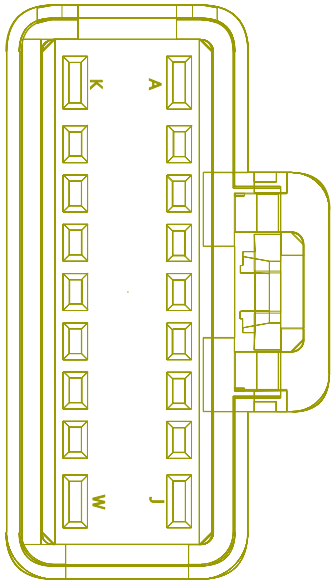

Name	Terminal Part Number	V-Min	Name	Wire Part Number	Wire CSA	Wire Spec	Wire Material description	Wire Color Description	Wire Length	End2 Terminal Part Number	End2 Pin Name	End2 Connect or
N	-	-	-	-	-	-	-	-	-	-	-	-
P	-	-	-	-	-	-	-	-	-	-	-	-

Connector Name	J6-1606
Part Number	3759005C1
Instances	LT/RH/LoneStar - X15/A26 - Floor/Search Lights DayCab:Diagram1
Mates	MODU-BCM-A000-10-00

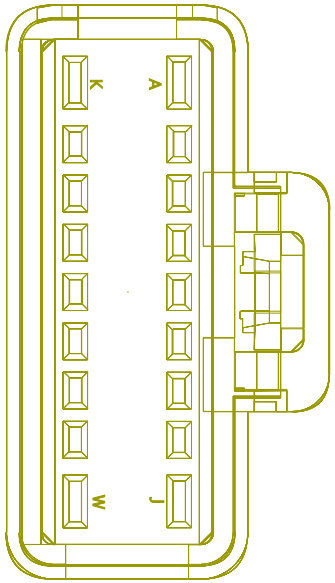

Name	Terminal Part Number	V-Min	Name	Wire Part Number	Wire CSA	Wire Spec	Wire Material description	Wire Color Description	Wire Length	End2 Terminal Part Number	End2 Pin Name	End2 Connector
N	-	-	-	-	-	-	-	-	-	-	-	-
P	-	-	-	-	-	-	-	-	-	-	-	-

Connector Name J6-1606

Part Number 3759005C1

Instances LT/RH - A26 - Auto Neutral (Allison with Multiplex Switch and Confirmation Telltale):Diagram1

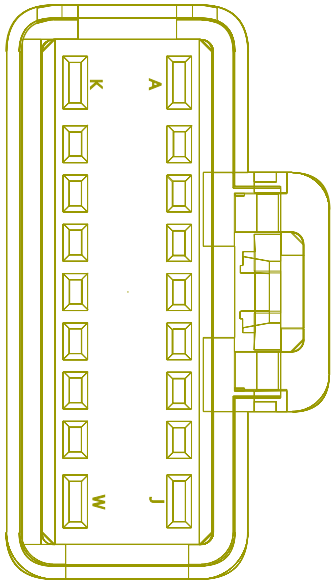

Name	Terminal Part Number	V-Min	Name	Wire Part Number	Wire CSA	Wire Spec	Wire Material description	Wire Color Description	Wire Length	End2 Terminal Part Number	End2 Pin Name	End2 Connector
G	-	-	-	-	-	-	-	-	-	-	-	-
H	-	-	-	-	-	-	-	-	-	-	-	-

Connector Name	J7-1607
Part Number	3710061C1
Instances	LoneStar - X15 - Crank Inhibit with Hood Switch - with New BODY CONTROL MODULE Pin:Diagram1 LoneStar - X15 - Crank Inhibit with Hood Switch - with New BODY CONTROL MODULE Pin:Diagram2 LoneStar - X15 - Hood Switch:Diagram1 LT/RH - 2021 A26 - Heating Ventilation & Air Conditioning (HVAC) (Auto Control head W/PT Transducer N/Low Pressure SW):Diagram1 - HVAC LT/RH - 2021 A26 - Heating Ventilation & Air Conditioning (HVAC) (Manual W/PT Transduce N/Low Pressure SW):Diagram1 - HVAC LT/RH - A26 - Auto Start Stop and Sleeper Auto Climate Cab Temp Oil Mapping (Manual Trans):Diagram1 LT/RH - A26 - Auto Start Stop Battery Oil Temp Mapping Manual Trans:Diagram1 LT/RH - A26 - Auto Start Stop with Sleeper Auto Climate Cab Temp Oil Mapping (Auto Trans):Diagram1 LT/RH - X15/A26 - Hood Switch:Diagram1 LT/RH - X15/A26 - with Hood Switch - with New BODY CONTROL MODULE Pin:Diagram1 LT/RH/LoneStar - X15 - Starter Interlock (BCM HSD controlled W/ Clutch Switch N/ Auto Start Stop):Diagram1 LT/RH/LoneStar - X15 - Starter Interlock (BCM HSD controlled W/ Clutch Switch W/ Auto Start Stop):Diagram1 LT/RH/LoneStar - X15/A26 - 2 Driver Controlled Locking Differential - FR & RR Axle (DANA):Diagram1 LT/RH/LoneStar - X15/A26 - 2 Driver Controlled Locking Differential - FR & RR Axle (MERITOR):Diagram1 LT/RH/LoneStar - X15/A26 - BODY CONTROL MODULE (Body Control Module):Connector J7-1607 LT/RH/LoneStar - X15/A26 - Clutch Monitoring (High and Low Switch to BCM):Diagram1 LT/RH/LoneStar - X15/A26 - Driver Controlled Locking Differential - FR & RR Axle (DANA):Diagram1 LT/RH/LoneStar - X15/A26 - Driver Controlled Locking Differential - FR & RR Axle (MERITOR):Diagram1 LT/RH/LoneStar - X15/A26 - Driver Controlled Locking Differential - FR (MERITOR):Diagram1 LT/RH/LoneStar - X15/A26 - Driver Controlled Locking Differential - RR Axle (DANA):Diagram1

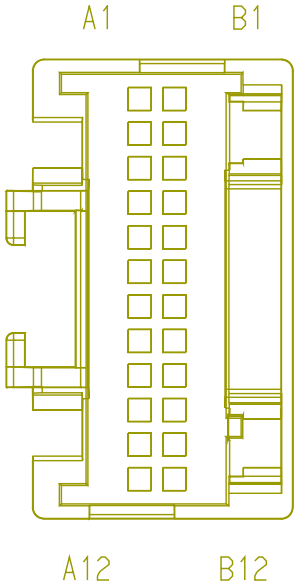

LT/RH/LoneStar - X15/A26 - Driver Controlled Locking Differential - RR Axle (DANA):Diagram2
LT/RH/LoneStar - X15/A26 - Driver Controlled Locking Differential - RR Axle (MERITOR):Diagram1
LT/RH/LoneStar - X15/A26 - Driver Controlled Locking Differential - RR Axle (MERITOR):Diagram2
LT/RH/LoneStar - X15/A26 - Floor/Search Lights Sleeper:Diagram1
LT/RH/LoneStar - X15/A26 - Floor/Search Lights Sleeper (1 Light):Diagram1
LT/RH/LoneStar - X15/A26 - Hazard Warning (CA 2.0):Diagram1
LT/RH/LoneStar - X15/A26 - Instrument Cluster (Premium):Diagram1
LT/RH/LoneStar - X15/A26 - Instrument Cluster - Request and Status:Diagram1
LT/RH/LoneStar - X15/A26 - Lighting Sleeper Dome:Diagram1
LT/RH/LoneStar - X15/A26 - Rear AUTO HVAC (No Idle) W/ Pre-Heat (Bergstrom Heat and Cool w/ Condensation) 2 SWITCHES:Diagram3 - Espar Circuit
LT/RH/LoneStar - X15/A26 - Rear HVAC (No Idle) W/ Pre-Heat (Bergstrom Heat and Cool w/ Condensation) 2 SWITCHES Option 1:Diagram1 - Powers, Grounds & Controls
LT/RH/LoneStar - X15/A26 - Rear HVAC (No Idle) W/ Pre-Heat (Bergstrom Heat and Cool w/ Condensation) 2 SWITCHES Option 2:Diagram1 - Powers, Grounds & Controls
LT/RH/LoneStar - X15/A26 - Rear HVAC (No Idle) W/ Pre-Heat (Bergstrom Heat and Cool w/ Condensation) 4 SWITCHES Option 1:Diagram1 - Powers, Grounds & Controls
LT/RH/LoneStar - X15/A26 - Rear HVAC (No Idle) W/ Pre-Heat (Bergstrom Heat and Cool w/ Condensation) 4 SWITCHES Option 2:Diagram1 - Powers, Grounds & Controls
LT/RH/LoneStar - X15/A26 - Rear Manual HVAC (No Idle) W/ Pre-Heat (Bergstrom Heat and Cool w/ Condensation) 2 SWITCHES:Diagram3 - Espar Circuit
LT/RH/LoneStar X15 - Auto Start Stop Oil Temp Sensor Auto Trans:Diagram1
LT/RH/LoneStar X15 - Auto Start Stop Oil Temp Sensor Manual Trans:Diagram1
LT/RH/LoneStar X15 - Auto Start Stop with Sleeper Auto Climate / Cab Temp with Oil Temp Sensor Auto Trans:Diagram1
LT/RH/LoneStar X15 - Auto Start Stop with Sleeper Auto Climate / Cab Temp with Oil Temp Sensor Manual Trans:Diagram1

LT/RH/LoneStar X15 - Heating Ventilation & Air Conditioning (HVAC) Auto Temp Control:Diagram1 - HVAC
LT/RH/LoneStar X15 - Heating Ventilation & Air Conditioning (HVAC) Manual:Diagram1 - HVAC

Mates MODU-BCM-A000-10-00

Name	Terminal Part Number	V-Min	Name	Wire Part Number	Wire CSA	Wire Spec	Wire Material description	Wire Color Description	Wire Length	End2 Terminal Part Number	End2 Pin Name	End2 Connector
A1	-	-	HA104SP	3510352 R1	0.53	20.0	Thin Wall XLPE Primary Cable	DARK BLUE	2045.0	-	4	A01-1114M
A1	-	-	HA104SP	3510352 R1	0.53	20.0	Thin Wall XLPE Primary Cable	DARK BLUE	2045.0	-	-	-
A1	-	-	HA104SP	3510352 R1	0.53	20.0	Thin Wall XLPE Primary Cable	DARK BLUE	2045.0	-	4	A02_1114M
A2	-	-	HA104SS	3510352 R1	0.53	20.0	Thin Wall XLPE Primary Cable	DARK BLUE	2045.0	-	1	A01-1114M
A2	-	-	HA104SS	3510352 R1	0.53	20.0	Thin Wall XLPE Primary Cable	DARK BLUE	2045.0	-	-	-
A2	-	-	HA104SS	3510352 R1	0.53	20.0	Thin Wall XLPE Primary Cable	DARK BLUE	2045.0	-	1	A02_1114M
A3	-	-	CY49	3510311 R1	0.79	18.0	Thin Wall XLPE Primary Cable	GREY	740.0	-	45	1701

Name	Terminal Part Number	V-Min	Name	Wire Part Number	Wire CSA	Wire Spec	Wire Material description	Wire Color Description	Wire Length	End2 Terminal Part Number	End2 Pin Name	End2 Connector
A3	-	-	CY49	3510311 R1	0.79	18.0	Thin Wall XLPE Primary Cable	GREY	740.0	-	-	-
A4	-	-	CZ49A	3510311 R1	0.79	18.0	Thin Wall XLPE Primary Cable	GREY	740.0	-	50	1701
A4	-	-	CZ49A	3510311 R1	0.79	18.0	Thin Wall XLPE Primary Cable	GREY	740.0	-	-	-
A6	-	-	AA60A	3510317 R1	0.79	18.0	Thin Wall XLPE Primary Cable	ORANGE	2185.0	-	-	-
A6	-	-	AA60A	3510317 R1	0.79	18.0	Thin Wall XLPE Primary Cable	ORANGE	2185.0	-	C	A02-1202
A9	-	-	AK28A	3510328 R1	0.53	20.0	Thin Wall XLPE Primary Cable	TAN	1160.0	-	1	A02-1020
A9	-	-	AK28A	3510328 R1	0.53	20.0	Thin Wall XLPE Primary Cable	TAN	1160.0	-	-	-
A9	-	-	AK28A	3510328 R1	0.53	20.0	Thin Wall XLPE Primary Cable	TAN	1160.0	-	1	1020

Name	Terminal Part Number	V-Min	Name	Wire Part Number	Wire CSA	Wire Spec	Wire Material description	Wire Color Description	Wire Length	End2 Terminal Part Number	End2 Pin Name	End2 Connector
A10	-	-	AA77D	3510298 R1	0.53	20.0	Thin Wall XLPE Primary Cable	LIGHT GREEN	2800.0	-	L	A01-1200E
A10	-	-	1A77D	-	0.0	20.0	-	LIGHT GREEN	0.0	-	L	A02_1200E
A10	-	-	AA77D	3510298 R1	0.53	20.0	Thin Wall XLPE Primary Cable	LIGHT GREEN	2800.0	-	-	-
A12	-	-	3H77BA	3510299 R1	0.79	18.0	Thin Wall XLPE Primary Cable	LIGHT GREEN	2760.0	-	23	1703M
A12	-	-	3H77BA	3510299 R1	0.79	18.0	Thin Wall XLPE Primary Cable	LIGHT GREEN	2760.0	-	-	-
B1	-	-	3G77A	3510298 R1	0.53	20.0	Thin Wall XLPE Primary Cable	LIGHT GREEN	2075.0	-	28	5000A
B1	-	-	3G77A	3510298 R1	0.53	20.0	Thin Wall XLPE Primary Cable	LIGHT GREEN	2075.0	-	-	-
B2	-	-	DT17B	3510323 R1	0.79	18.0	Thin Wall XLPE Primary Cable	PINK	1025.0	-	D8	1800
B2	-	-	DT17B	3510323 R1	0.79	18.0	Thin Wall XLPE Primary Cable	PINK	1025.0	-	-	-

Name	Terminal Part Number	V-Min	Name	Wire Part Number	Wire CSA	Wire Spec	Wire Material description	Wire Color Description	Wire Length	End2 Terminal Part Number	End2 Pin Name	End2 Connector
B4	-	-	EL63F	3510353 R1	0.79	18.0	Thin Wall XLPE Primary Cable	DARK BLUE	2075.0	-	33	5000A
B4	-	-	EL63F	3510353 R1	0.79	18.0	Thin Wall XLPE Primary Cable	DARK BLUE	2075.0	-	-	-
B5	-	-	HV104C	3510354 R1	1.16	16.0	Thin Wall XLPE Primary Cable	DARK BLUE	660.0	-	44	1700
B5	-	-	HV104C	3510354 R1	1.16	16.0	Thin Wall XLPE Primary Cable	DARK BLUE	660.0	-	-	-
B6	-	-	DX63E	3510352 R1	0.53	20.0	Thin Wall XLPE Primary Cable	DARK BLUE	2075.0	-	-	-
B6	-	-	DX63E	3510352 R1	0.53	20.0	Thin Wall XLPE Primary Cable	DARK BLUE	2075.0	-	32	5000A
B9	-	-	3G77B	3510298 R1	0.53	20.0	Thin Wall XLPE Primary Cable	LIGHT GREEN	2075.0	-	29	5000A
B9	-	-	3G77B	3510298 R1	0.53	20.0	Thin Wall XLPE Primary Cable	LIGHT GREEN	2075.0	-	-	-

Name	Terminal Part Number	V-Min	Name	Wire Part Number	Wire CSA	Wire Spec	Wire Material description	Wire Color Description	Wire Length	End2 Terminal Part Number	End2 Pin Name	End2 Connector
B10	-	-	AA6AM	3510310 R1	0.53	20.0	Thin Wall XLPE Primary Cable	GREY	2800.0	-	M	A01-1200E
B10	-	-	1A6AM	-	0.0	20.0	-	GREY	0.0	-	M	A02_1200E
B10	-	-	AA6AM	3510310 R1	0.53	20.0	Thin Wall XLPE Primary Cable	GREY	2800.0	-	-	-

Connector Name	K01-1F
Part Number	1667639C1
Instances	LT/RH - A26/X15 - Maxwell 12V Ultracapacitor Engine Start Module (ESM):Diagram1
Mates	DEV-FUSE_5A_Inline-4004-01 -04C

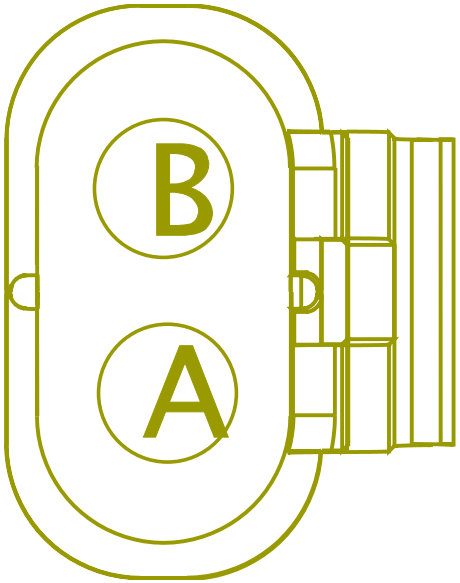

Name	Terminal Part Number	V-Min	Name	Wire Part Number	Wire CSA	Wire Spec	Wire Material description	Wire Color Description	Wire Length	End2 Terminal Part Number	End2 Pin Name	End2 Connect or
A	-	-	WIRE416316	-	0.0	-	-	-	0.0	-	A	J4
B	-	-	WIRE416317	-	0.0	-	-	-	0.0	-	A	K01-7000

Connector Name	K01-1874C
Part Number	3590390C1
Instances	LT/RH - A26 - Water In Fuel (WIF) Davco W/ Heater:Diagram1
Mates	DEV-FUEL_FILTER_ASSY-01-A26 2021

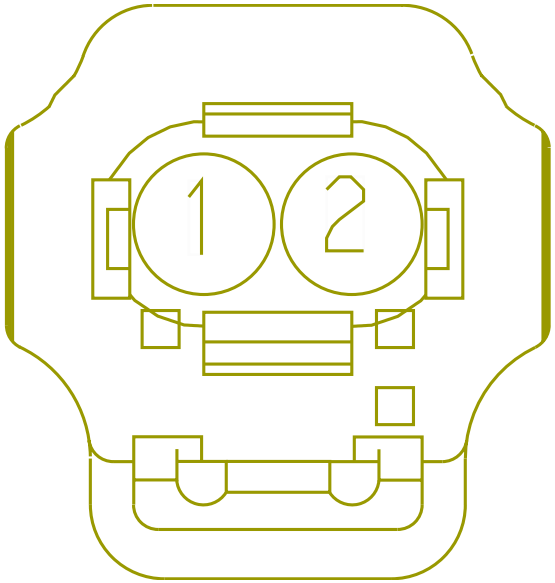

Name	Terminal Part Number	V-Min	Name	Wire Part Number	Wire CSA	Wire Spec	Wire Material description	Wire Color Description	Wire Length	End2 Terminal Part Number	End2 Pin Name	End2 Connector
1	-	-	VE95W	3510329 R1	0.79	18.0	Thin Wall XLPE Primary Cable	TAN	1670.0	-	4	K06_6022 (C2)
2	-	-	VE95-GF	3510359 R1	0.79	18.0	Thin Wall XLPE Primary Cable	WHITE	2100.0	-	42	K06_6022 (C2)

Connector Name K01-1874
Part Number 3590390C1
Instances LT/RH - A26 - Water In Fuel (WIF) Racor N/ Heater:Diagram1
Mates DEV-FUEL_FILTER_ASSY-08-A26

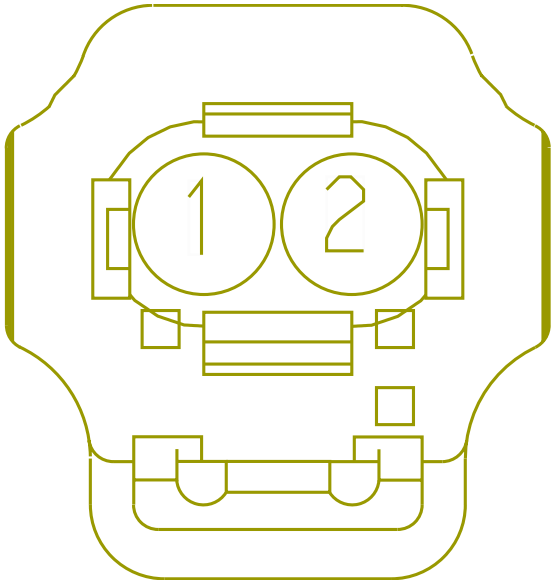

Name	Terminal Part Number	V-Min	Name	Wire Part Number	Wire CSA	Wire Spec	Wire Material description	Wire Color Description	Wire Length	End2 Terminal Part Number	End2 Pin Name	End2 Connect or
1	-	-	VA95W	3510329 R1	0.79	18.0	Thin Wall XLPE Primary Cable	TAN	1320.0	-	4	K06_6022 (C2)
2	-	-	VA95-GF	3510359 R1	0.79	18.0	Thin Wall XLPE Primary Cable	WHITE	1750.0	-	42	K06_6022 (C2)

Connector Name	K01-6301-MITS
Part Number	RING-E-1-2_0
Instances	LT/RH/LoneStar - X15 - Leece-Neville - LN 325A Alternator W/ Remote Sense W/ Mitsubishi Starter:Diagram1
Mates	MOT-STARTER-5024-01-04



Name	Terminal Part Number	V-Min	Name	Wire Part Number	Wire CSA	Wire Spec	Wire Material description	Wire Color Description	Wire Length	End2 Terminal Part Number	End2 Pin Name	End2 Connect or
A	-	-	K2C-FL	2643473 R1	4.81	10.0	FUSEABLE LINK	RUST	210.0	-	X	-
A	-	-	K2A-FL	2643473 R1	4.81	10.0	FUSEABLE LINK	RUST	210.0	-	X	-
A	-	-	K2D-FL	2643473 R1	4.81	10.0	FUSEABLE LINK	RUST	210.0	-	X	-
A	-	-	K2B-FL	2643473 R1	4.81	10.0	FUSEABLE LINK	RUST	210.0	-	X	-

Connector Name	K01-7000
Part Number	365876C2
Instances	LT/RH - A26/X15 - Maxwell 12V Ultracapacitor Engine Start Module (ESM):Diagram1
Mates	DEV-Delco_Remy_28SI_Altern ator-4004-01-05B

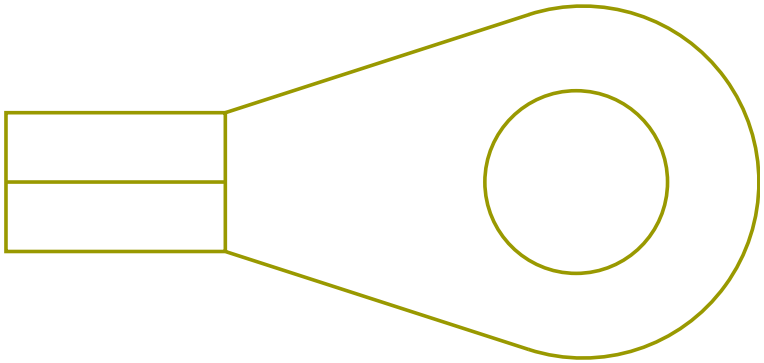

Name	Terminal Part Number	V-Min	Name	Wire Part Number	Wire CSA	Wire Spec	Wire Material description	Wire Color Description	Wire Length	End2 Terminal Part Number	End2 Pin Name	End2 Connect or
A	-	-	WIRE416317	-	0.0	-	-	-	0.0	-	B	K01-1F

Connector Name	K01-7105A
Part Number	3599542C1
Instances	LT/RH A26 - Transmission (Ultrashift+ w/Body Builder):Diagram1
Mates	MODU-TCM-A002-10-01B Ultrashift A26

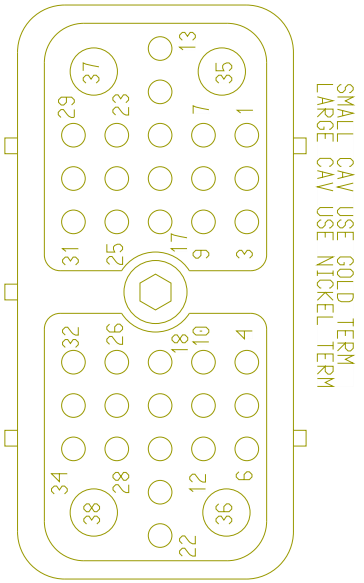

Name	Terminal Part Number	V-Min	Name	Wire Part Number	Wire CSA	Wire Spec	Wire Material description	Wire Color Description	Wire Length	End2 Terminal Part Number	End2 Pin Name	End2 Connector
2	-	-	-	-	-	-	-	-	-	-	-	-
3	-	-	-	-	-	-	-	-	-	-	-	-
18	-	-	VY92DP	2643676 R1	0.79	18.0	Std. Wall XLPE Primary Cable	TAN	285.0	-	A	K01-7502
34	-	-	VY92DR	2643676 R1	0.79	18.0	Std. Wall XLPE Primary Cable	TAN	285.0	-	B	K01-7502

Connector Name	K01-7106
Part Number	3765544C1
Instances	LT/RH - A26 - Auto Start Stop with Sleeper Auto Climate Cab Temp Oil Mapping (Auto Trans):Diagram1 LT/RH - A26 - Transmission Oil Temperature (Automatic Trans W/ Aux Gauge):Diagram1 LT/RH - A26 - Transmission Oil Temperature (Automatic Trans):Diagram1 LT/RH - A26 - Transmission Power Take Off (Dual PTO W/ 42 Parameters & W/ Auto, AMT Trans):Diagram1- W/Endurant Trans LT/RH - A26 - Transmission Power Take Off (Dual PTO W/ 42 Parameters & W/ Auto, AMT Trans):Diagram2 - N/ Endurant Trans LT/RH - A26 - Transmission Power Take Off (Single PTO W/42 Parameters & W/ Auto, AMT Trans):Diagram1 - W/ Endurant Trans LT/RH - A26 - Transmission Power Take Off (Single PTO W/42 Parameters & W/ Auto, AMT Trans):Diagram2 - N/ Endurant Trans LT/RH A26 - Transmission I/O (Endurant Pressure Sensor):Diagram1 LT/RH/LoneStar - X15 - Transmission Oil Temperature (Automatic Trans W/ Aux Gauge):Diagram1 LT/RH/LoneStar - X15 - Transmission Oil Temperature (Automatic Trans):Diagram1 LT/RH/LoneStar - X15/A26 - Hill Start Aid (Bendix):Diagram1 LT/RH/LoneStar - X15/A26 - Hill Start Aid (Bendix):Diagram2 LT/RH/LoneStar - X15/A26 - Hill Start Aid (Bendix):Diagram3 LT/RH/LoneStar - X15/A26 - Hill Start Aid (Wabco):Diagram1 LT/RH/LoneStar - X15/A26 - Transmission - MODE Selection:Diagram1 LT/RH/LoneStar - X15/A26 - Transmission Range Inhibit (J1939 Comm):Diagram1
Mates	MODU-TCM-A002-10-02A Endurant A26

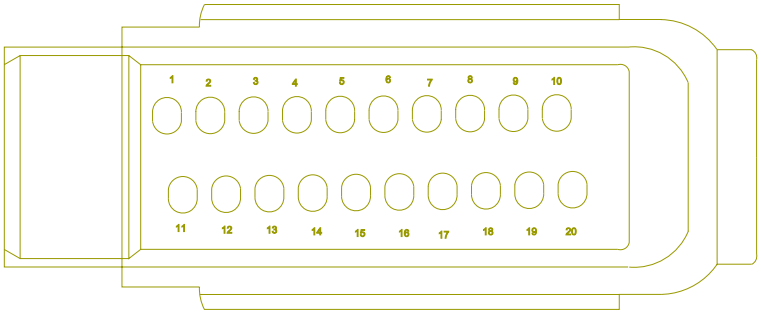

Name	Terminal Part Number	V-Min	Name	Wire Part Number	Wire CSA	Wire Spec	Wire Material description	Wire Color Description	Wire Length	End2 Terminal Part Number	End2 Pin Name	End2 Connector
7	-	-	KG31A	3510329 R1	0.79	18.0	Thin Wall XLPE Primary Cable	TAN	705.0	-	3	K01-7135
11	-	-	-	-	-	-	-	-	-	-	-	-
12	-	-	-	-	-	-	-	-	-	-	-	-
18	-	-	KG31B	3510329 R1	0.79	18.0	Thin Wall XLPE Primary Cable	TAN	705.0	-	2	K01-7135
19	-	-	KG31C	3510329 R1	0.79	18.0	Thin Wall XLPE Primary Cable	TAN	705.0	-	1	K01-7135

Connector Name	K01-7135
Part Number	4104389C1
Instances	LT/RH A26 - Transmission I/O (Endurant Pressure Sensor):Diagram1
Mates	SNSR_Fluid_Pessure_5045_06 _01A

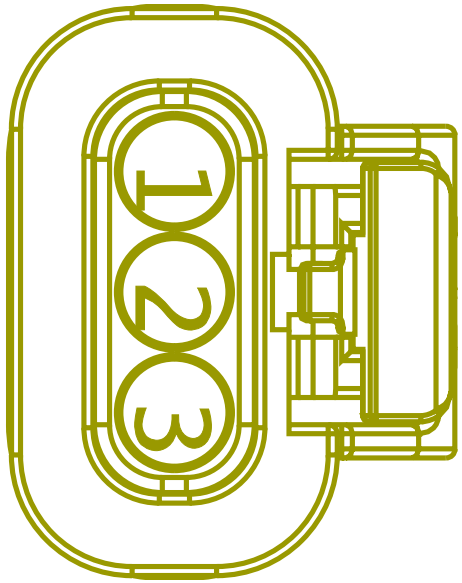

Name	Terminal Part Number	V-Min	Name	Wire Part Number	Wire CSA	Wire Spec	Wire Material description	Wire Color Description	Wire Length	End2 Terminal Part Number	End2 Pin Name	End2 Connector
1	-	-	KG31C	3510329 R1	0.79	18.0	Thin Wall XLPE Primary Cable	TAN	705.0	-	19	K01-7106
2	-	-	KG31B	3510329 R1	0.79	18.0	Thin Wall XLPE Primary Cable	TAN	705.0	-	18	K01-7106
3	-	-	KG31A	3510329 R1	0.79	18.0	Thin Wall XLPE Primary Cable	TAN	705.0	-	7	K01-7106

Connector Name	K01-7150
Part Number	3605713C1
Instances	LT/RH - 2021 A26 - Transmission Shifter (Universal Stalk Shifter - Allison 3K/4K):Diagram1
Mates	MODU-TCM-A002-10-03 Allison 3K A26

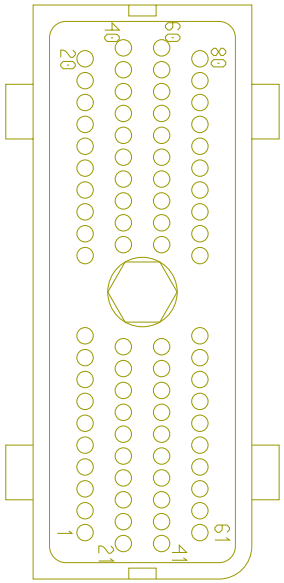

Name	Terminal Part Number	V-Min	Name	Wire Part Number	Wire CSA	Wire Spec	Wire Material description	Wire Color Description	Wire Length	End2 Terminal Part Number	End2 Pin Name	End2 Connect or
6	-	-	-	-	-	-	-	-	-	-	-	-
27	-	-	-	-	-	-	-	-	-	-	-	-
34	-	-	TD92#134	3510329 R1	0.79	18.0	Thin Wall XLPE Primary Cable	TAN	3555.0	-	19	1702

Connector Name	K01-7207
Part Number	3525872C1
Instances	LT/RH/LoneStar X15 - Transmission (TC10 Series A65 w/Body Builder):Diagram1
Mates	CONN-BODY_BUILDER-01-ISX

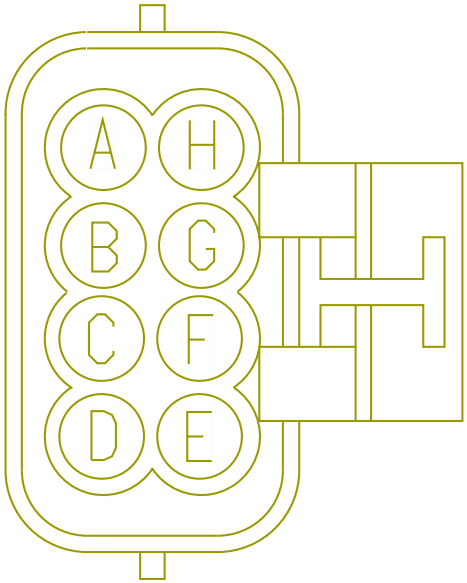

Name	Terminal Part Number	V-Min	Name	Wire Part Number	Wire CSA	Wire Spec	Wire Material description	Wire Color Description	Wire Length	End2 Terminal Part Number	End2 Pin Name	End2 Connector
A	-	-	XT92#113	3510329 R1	0.79	18.0	Thin Wall XLPE Primary Cable	TAN	2305.0	-	13	K02-7350
B	-	-	XT92#107	3510329 R1	0.79	18.0	Thin Wall XLPE Primary Cable	TAN	2305.0	-	7	K02-7350
D	-	-	XT92#109	3510329 R1	0.79	18.0	Thin Wall XLPE Primary Cable	TAN	2305.0	-	9	K02-7350
E	-	-	XT92#115	3510329 R1	0.79	18.0	Thin Wall XLPE Primary Cable	TAN	2305.0	-	15	K02-7350

Name	Terminal Part Number	V-Min	Name	Wire Part Number	Wire CSA	Wire Spec	Wire Material description	Wire Color Description	Wire Length	End2 Terminal Part Number	End2 Pin Name	End2 Connector
H	-	-	XT92#101	3510329 R1	0.79	18.0	Thin Wall XLPE Primary Cable	TAN	2305.0	-	1	K02-7350

Connector Name	K01-7500T
Part Number	1661778C1
Instances	LT/RH - A26 - Work Lights (2 Blunt Cuts Only W/O Relay) W/ Backup W/Manual Trans Day Cab:Diagram1 LT/RH - A26 - Work Lights (2 Blunt Cuts Only W/O Relay) W/ Backup W/Manual Trans Day Cab:Diagram2 LT/RH - A26 - Work Lights - LED W/ Sw Pack - Customer Supplied - Sleeper W/ RKE W/MAN REV:Diagram1 LT/RH - A26 - Work Lights - LED W/ Sw Pack - Customer Supplied - Sleeper W/ RKE W/MAN REV:Diagram2 LT/RH - A26 - Work Lights - LED W/ Sw Pack - Customer Supplied - Sleeper W/O RKE W/MAN REV:Diagram1 LT/RH - A26 - Work Lights - LED W/ Sw Pack - Customer Supplied - Sleeper W/O RKE W/MAN REV:Diagram2 LT/RH - A26 - Work Lights -LED W/ Sw Pack - Sleeper W/ RKE W/MAN REV:Diagram1 LT/RH - A26 - Work Lights -LED W/ Sw Pack - Sleeper W/O RKE W/MAN REV:Diagram1 LT/RH - A26 - Work Lights LED W/ Sw Pack - Day Cab W/ RKE W/MAN REV:Diagram1 LT/RH - A26 - Work Lights LED W/ Sw Pack - Day Cab W/O RKE W/MAN REV:Diagram1 LT/RH - A26 - Work Lights W/ Sw Pack - Customer Supplied W/ RKE W/MAN REV:Diagram1 LT/RH - A26 - Work Lights W/ Sw Pack - Customer Supplied W/ RKE W/MAN REV:Diagram2 LT/RH - A26 - Work Lights W/ Sw Pack - Customer Supplied W/ O RKE W/MAN REV:Diagram1 LT/RH - A26 - Work Lights W/ Sw Pack - Customer Supplied W/ O RKE W/MAN REV:Diagram2 LT/RH A26 - Back-Up Alarm (Manual) and UltraShift+:Diagram1 LT/RH A26 - Back-Up Alarm (Manual) and UltraShift+:Diagram2 LT/RH A26 - Back-Up Alarm (Manual) and UltraShift+:Diagram3 LT/RH A26 - Back-Up Alarm (Manual) and UltraShift+:Diagram4 LT/RH A26 - Back-Up Alarm (Manual) (W/ Tail Light Bar Assy):Diagram1 LT/RH A26 - Back-Up Alarm (Manual) (W/ Tail Light Bar Assy):Diagram2
Mates	SW-TRANSSWITCH-1023-01-02B

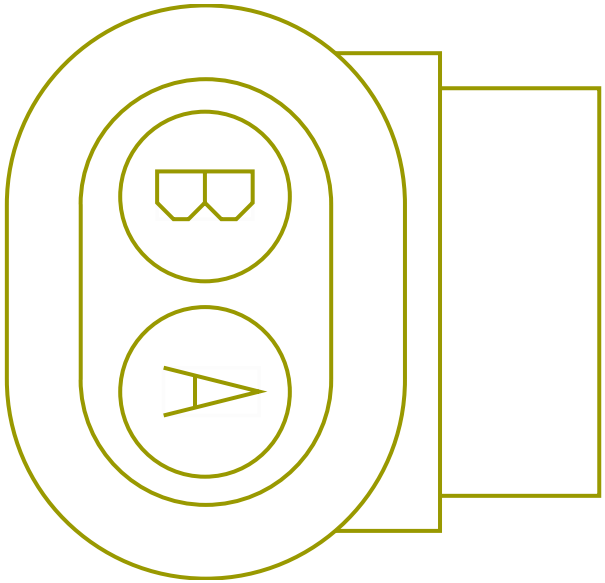

Name	Terminal Part Number	V-Min	Name	Wire Part Number	Wire CSA	Wire Spec	Wire Material description	Wire Color Description	Wire Length	End2 Terminal Part Number	End2 Pin Name	End2 Connect or
B	-	-	PF71B	2643682 R1	1.16	16.0	Std. Wall XLPE Primary Cable	ORANGE	2165.0	-	7	1702

Connector Name	K01-7500W
Part Number	1661778C1
Instances	LT/RH - A26 - Work Lights (2 Blunt Cuts Only W/O Relay) W/ Backup W/Manual Trans Day Cab:Diagram3 LT/RH - A26 - Work Lights (2 Blunt Cuts Only W/O Relay) W/ Backup W/Manual Trans Day Cab:Diagram4 LT/RH - A26 - Work Lights - LED W/ Sw Pack - Customer Supplied - Sleeper W/ RKE W/MAN REV:Diagram3 LT/RH - A26 - Work Lights - LED W/ Sw Pack - Customer Supplied - Sleeper W/ RKE W/MAN REV:Diagram4 LT/RH - A26 - Work Lights - LED W/ Sw Pack - Customer Supplied - Sleeper W/O RKE W/MAN REV:Diagram3 LT/RH - A26 - Work Lights - LED W/ Sw Pack - Customer Supplied - Sleeper W/O RKE W/MAN REV:Diagram4 LT/RH - A26 - Work Lights -LED W/ Sw Pack - Sleeper W/ RKE W/MAN REV:Diagram2 LT/RH - A26 - Work Lights -LED W/ Sw Pack - Sleeper W/O RKE W/MAN REV:Diagram2 LT/RH - A26 - Work Lights LED W/ Sw Pack - Day Cab W/ RKE W/MAN REV:Diagram2 LT/RH - A26 - Work Lights LED W/ Sw Pack - Day Cab W/O RKE W/MAN REV:Diagram2 LT/RH - A26 - Work Lights W/ Sw Pack - Customer Supplied W/ RKE W/MAN REV:Diagram3 LT/RH - A26 - Work Lights W/ Sw Pack - Customer Supplied W/ RKE W/MAN REV:Diagram4 LT/RH - A26 - Work Lights W/ Sw Pack - Customer Supplied W/ O RKE W/MAN REV:Diagram3 LT/RH - A26 - Work Lights W/ Sw Pack - Customer Supplied W/ O RKE W/MAN REV:Diagram4 LT/RH A26 - Back-Up Alarm (Manual) and UltraShift+:Diagram5 LT/RH A26 - Back-Up Alarm (Manual) and UltraShift+:Diagram6 LT/RH A26 - Back-Up Alarm (Manual) and UltraShift+:Diagram7 LT/RH A26 - Back-Up Alarm (Manual) and UltraShift+:Diagram8 LT/RH A26 - Back-Up Alarm (Manual) (W/ Tail Light Bar Assy):Diagram3 LT/RH A26 - Back-Up Alarm (Manual) (W/ Tail Light Bar Assy):Diagram4
Mates	SW-TRANSSWITCH-1023-01-02B

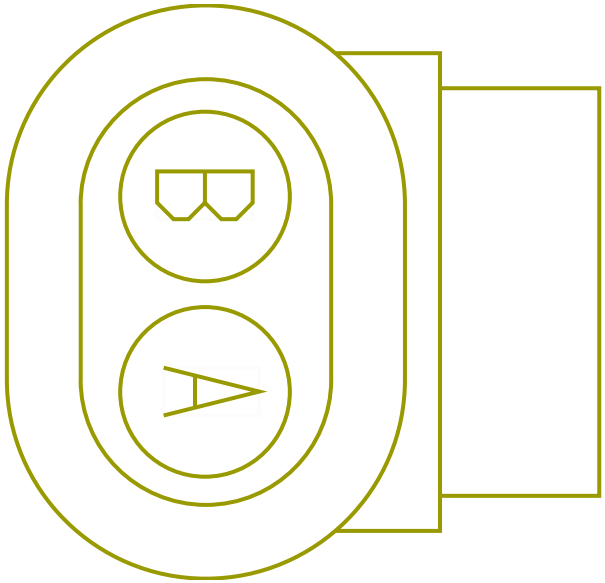

Name	Terminal Part Number	V-Min	Name	Wire Part Number	Wire CSA	Wire Spec	Wire Material description	Wire Color Description	Wire Length	End2 Terminal Part Number	End2 Pin Name	End2 Connect or
B	-	-	KW71B	2643682 R1	1.16	16.0	Std. Wall XLPE Primary Cable	ORANGE	1510.0	-	7	1702

Connector Name	K01-7501
Part Number	3577412C1
Instances	LT/RH A26 - Transmission (Ultrashift+ w/Body Builder):Diagram1 LT/RH/LoneStar X15 - Transmission (Ultrashift+ w/Body Builder):Diagram1
Mates	DEV-Electronic_Clutch_Actu ator-5045-01-02A

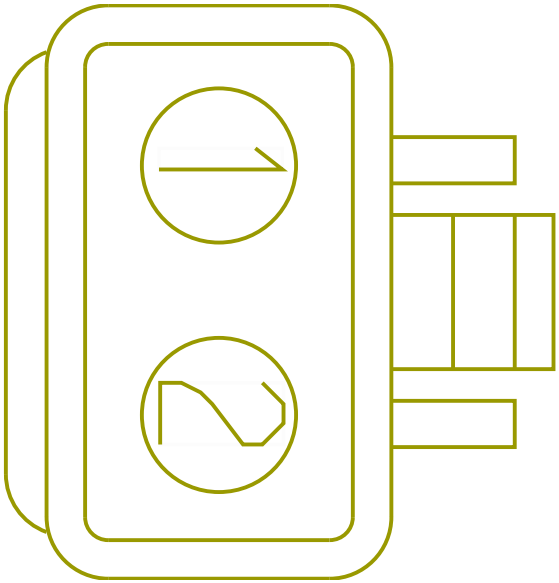

Name	Terminal Part Number	V-Min	Name	Wire Part Number	Wire CSA	Wire Spec	Wire Material description	Wire Color Description	Wire Length	End2 Terminal Part Number	End2 Pin Name	End2 Connect or
1	-	-	KH11-G	3510363 R1	4.81	10.0	Thin Wall XLPE Primary Cable	WHITE	2310.0	-	X	-
1	-	-	WC11-G	3510363 R1	4.81	10.0	Thin Wall XLPE Primary Cable	WHITE	700.0	-	-	-
2	-	-	KH14K	3510369 R1	4.81	10.0	Thin Wall XLPE Primary Cable	RED	2770.0	-	-	-
2	-	-	VV14N	2643698 R1	4.81	10.0	Std. Wall XLPE Primary Cable	RED	4495.0	-	-	-

Connector Name	K01-7502
Part Number	587567C91
Instances	LT/RH A26 - Transmission (Ultrashift+ w/Body Builder):Diagram1
Mates	CONN-BODY_BUILDER-5045-01- 02A

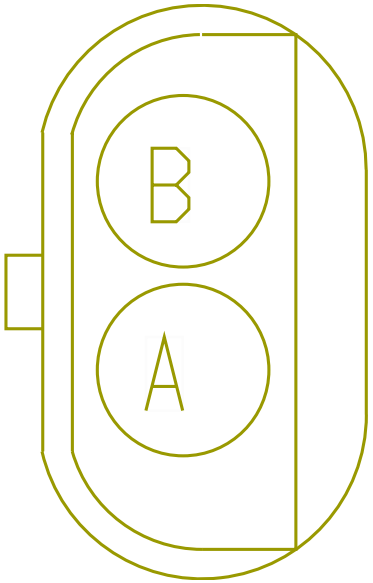

Name	Terminal Part Number	V-Min	Name	Wire Part Number	Wire CSA	Wire Spec	Wire Material description	Wire Color Description	Wire Length	End2 Terminal Part Number	End2 Pin Name	End2 Connector
A	-	-	VY92DP	2643676 R1	0.79	18.0	Std. Wall XLPE Primary Cable	TAN	285.0	-	18	K01-7105A
B	-	-	VY92DR	2643676 R1	0.79	18.0	Std. Wall XLPE Primary Cable	TAN	285.0	-	34	K01-7105A

Connector Name K01_7106

Part Number 3765544C1

Instances Powertrain J1939 (500Kbps) A26:Powertrain Standard J1939 (500Kbps) 2021 A26 Engine

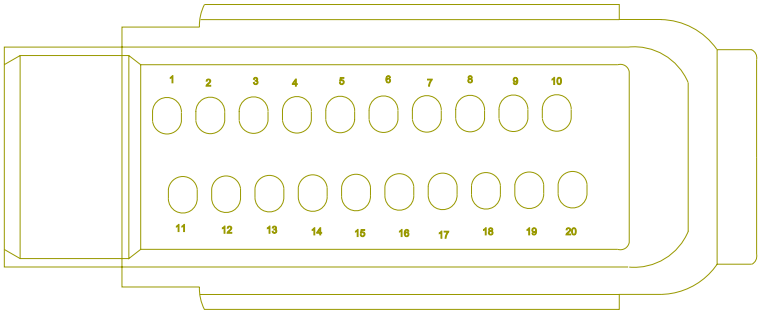

Name	Terminal Part Number	V-Min	Name	Wire Part Number	Wire CSA	Wire Spec	Wire Material description	Wire Color Description	Wire Length	End2 Terminal Part Number	End2 Pin Name	End2 Connector
11	-	-	WIRE480646	-	0.0	-	-	-	0.0	-	PIN1	-
12	-	-	WIRE480648	-	0.0	-	-	-	0.0	-	PIN1	-

Connector Name K02-J1-DELCO

Part Number RING-M-12_0

Instances LT/RH/LoneStar - X15 - Bosch LH160_LH200 Alternator W/ Delco Starter:Diagram1-Combination1
LT/RH/LoneStar - X15 - Bosch LIL165_LIL200 Alternator W/ Remote Sense W/ Delco Starter:Diagram1-Combination1
LT/RH/LoneStar - X15 - Cranking (Starter) GEN4 BODY CONTROL MODULE W/ Thermal Overcrank - External Switch:Diagram1
LT/RH/LoneStar - X15 - Delco Remy 28SI Alternator W/ Remote Sense W/ Delco Starter:Diagram1-Combination1
LT/RH/LoneStar - X15 - Delco Remy 28SI Alternator W/ Remote Sense W/ Delco Starter:Diagram1-Combination2
LT/RH/LoneStar - X15 - Delco Remy 36SI Alternator W/ Remtoe Sense W/ Delco Starter:Diagram1
LT/RH/LoneStar - X15 - Delco Remy 40SI Alternator W/ Remote Sense W/ Delco Starter:Diagram1-Combination1
LT/RH/LoneStar - X15 - Leece-Neville AVI160 Alternator W/ Delco Starter:Diagram1-Combination1
LT/RH/LoneStar - X15 - Leece-Neville AVI160-210A/240A Alternator W/ Remote Sense W/ Delco Starter:Diagram1-Combination1



Mates MOT-STARTER-5024-01-03

Name	Terminal Part Number	V-Min	Name	Wire Part Number	Wire CSA	Wire Spec	Wire Material description	Wire Color Description	Wire Length	End2 Terminal Part Number	End2 Pin Name	End2 Connector
A	-	-	14-G	2645943 R1	80.32	0.0	SGR 125	BLACK	1140.0	-	A	6049_A
A	-	-	VD2-G	3592742 R1	39.43	1.0	Std. Wall XLPE Battery Cable	WHITE	3020.0	-	A	K02-6101D
A	-	-	KB2-G	3592741 R1	32.19	2.0	Std. Wall XLPE Battery Cable	WHITE	3020.0	-	A	K02-6101B
A	-	-	VM2-G	2645931 R1	32.19	2.0	SGR 125	BLACK	2900.0	-	A	K02-6101E

Name	Terminal Part Number	V-Min	Name	Wire Part Number	Wire CSA	Wire Spec	Wire Material description	Wire Color Description	Wire Length	End2 Terminal Part Number	End2 Pin Name	End2 Connector
A	-	-	VF2-G	3592741 R1	32.19	2.0	Std. Wall XLPE Battery Cable	WHITE	3020.0	-	A	K02-610 1G
A	-	-	WX2-G	3592741 R1	32.19	2.0	Std. Wall XLPE Battery Cable	WHITE	3020.0	-	A	K02-610 1H
A	-	-	VE2-G	3592741 R1	32.19	2.0	Std. Wall XLPE Battery Cable	WHITE	3020.0	-	A	K02-610 1F
A	-	-	KR2-G	3592741 R1	32.19	2.0	Std. Wall XLPE Battery Cable	WHITE	3040.0	-	A	K02-610 1A/J
A	-	-	VG2-G	2645931 R1	32.19	2.0	SGR 125	BLACK	2880.0	-	A	K02-610 1A/J

Connector Name K02-J1-MITS

Part Number RING-E-1-2_0

Instances LT/RH/LoneStar - X15 - Bosch LH160_LH200 Alternator W/ Mitsubishi Starter:Diagram1
LT/RH/LoneStar - X15 - Bosch LIL165_LIL200 Alternator W/ Remote Sense W/ Mitsubishi Starter:Diagram1
LT/RH/LoneStar - X15 - Cranking (Starter) GEN4 BODY CONTROL MODULE W/O Thermal Overcrank Wiring:Diagram1
LT/RH/LoneStar - X15 - Delco Remy 28SI Alternator W/ Remote Sense W/ Mitsubishi Starter:Diagram1
LT/RH/LoneStar - X15 - Delco Remy 28SI Alternator W/ Remote Sense W/ Mitsubishi Starter:Diagram2
LT/RH/LoneStar - X15 - Delco Remy 36SI Alternator W/ Remote Sense W/ Mitsubishi Starter:Diagram1
LT/RH/LoneStar - X15 - Delco Remy 40SI Alternator W/ Remote Sense W/ Mitsubishi Starter:Diagram1
LT/RH/LoneStar - X15 - Leece-Neville AVI160 Alternator W/ Mitsubishi Starter:Diagram1
LT/RH/LoneStar - X15 - Leece-Neville AVI160-210A/240A Alternator W/ Remote Sense W/ Mitsubishi Starter:Diagram1



Mates MOT-STARTER-5024-01-04

Name	Terminal Part Number	V-Min	Name	Wire Part Number	Wire CSA	Wire Spec	Wire Material description	Wire Color Description	Wire Length	End2 Terminal Part Number	End2 Pin Name	End2 Connector
A	-	-	VG2-G	2645931 R1	32.19	2.0	SGR 125	BLACK	2880.0	-	A	K02-6101A/J
A	-	-	KR2-G	3592741 R1	32.19	2.0	Std. Wall XLPE Battery Cable	WHITE	3040.0	-	A	K02-6101A/J
A	-	-	KB2-G	3592741 R1	32.19	2.0	Std. Wall XLPE Battery Cable	WHITE	3020.0	-	A	K02-6101B
A	-	-	VF2-G	3592741 R1	32.19	2.0	Std. Wall XLPE Battery Cable	WHITE	3020.0	-	A	K02-6101G

Name	Terminal Part Number	V-Min	Name	Wire Part Number	Wire CSA	Wire Spec	Wire Material description	Wire Color Description	Wire Length	End2 Terminal Part Number	End2 Pin Name	End2 Connector
A	-	-	14-G	2645943 R1	80.32	0.0	SGR 125	BLACK	1140.0	-	A	6049_A
A	-	-	WX2-G	3592741 R1	32.19	2.0	Std. Wall XLPE Battery Cable	WHITE	3020.0	-	A	K02-6101H
A	-	-	VE2-G	3592741 R1	32.19	2.0	Std. Wall XLPE Battery Cable	WHITE	3020.0	-	A	K02-6101F
A	-	-	VM2-G	2645931 R1	32.19	2.0	SGR 125	BLACK	2900.0	-	A	K02-6101E
A	-	-	VD2-G	3592742 R1	39.43	1.0	Std. Wall XLPE Battery Cable	WHITE	3020.0	-	A	K02-6101D

Connector Name	K02-1378
Part Number	1687789C1
Instances	LT/RH/LoneStar - X15 - Coolant Level Monitoring:Diagram1
Mates	MODU-COOLANT-LEV-5012-05-0 3A

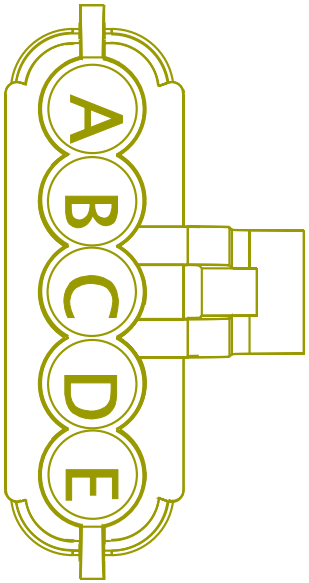

Name	Terminal Part Number	V-Min	Name	Wire Part Number	Wire CSA	Wire Spec	Wire Material description	Wire Color Description	Wire Length	End2 Terminal Part Number	End2 Pin Name	End2 Connector
A	-	-	GN6B	2643770 R1	0.53	20.0	Std. Wall XLPE Primary Cable	VIOLET	1565.0	-	X	-
B	-	-	KD34	3510330 R1	1.16	16.0	Thin Wall XLPE Primary Cable	TAN	1095.0	-	A	K02-6401
C	-	-	KD34E	3510328 R1	0.53	20.0	Thin Wall XLPE Primary Cable	TAN	2335.0	-	35	K02-6000 (J2)
D	-	-	GN34B	3510330 R1	1.16	16.0	Thin Wall XLPE Primary Cable	TAN	1615.0	-	X	-

Name	Terminal Part Number	V-Min	Name	Wire Part Number	Wire CSA	Wire Spec	Wire Material description	Wire Color Description	Wire Length	End2 Terminal Part Number	End2 Pin Name	End2 Connect or
D	-	-	GM34B	3510330 R1	1.16	16.0	Thin Wall XLPE Primary Cable	TAN	1615.0	-	X	-
E	-	-	KD34A	3510330 R1	1.16	16.0	Thin Wall XLPE Primary Cable	TAN	1095.0	-	B	K02-6401

Connector Name	K02-1874A
Part Number	3977821C1
Instances	LT/RH/LoneStar - X15 - Water In Fuel (WIF) RACOR N/ Heater:Diagram1
Mates	DEV-FUEL FILTER ASSY-3036-01-09A

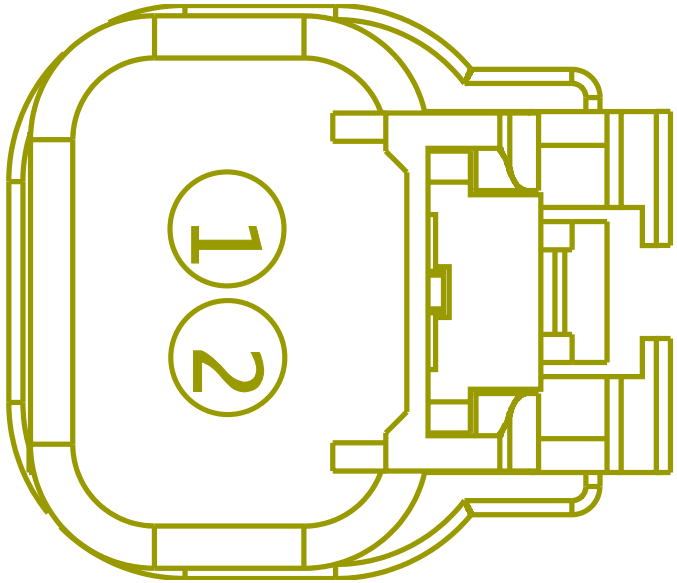

Name	Terminal Part Number	V-Min	Name	Wire Part Number	Wire CSA	Wire Spec	Wire Material description	Wire Color Description	Wire Length	End2 Terminal Part Number	End2 Pin Name	End2 Connect or
1	-	-	KY95W	2643676 R1	0.79	18.0	Std. Wall XLPE Primary Cable	TAN	950.0	-	X	-
2	-	-	KY95-GG	2643674 R1	0.79	18.0	Std. Wall XLPE Primary Cable	WHITE	1595.0	-	-	-

Connector Name	K02-1874B
Part Number	3590390C1
Instances	LT/RH/LoneStar - X15 - Water In Fuel (WIF) DAVCO N/ Heater:Diagram2 LT/RH/LoneStar - X15 - Water In Fuel (WIF) DAVCO W/ Heater:Diagram2
Mates	DEV-FUEL_FILTER_ASSY-07-ISX

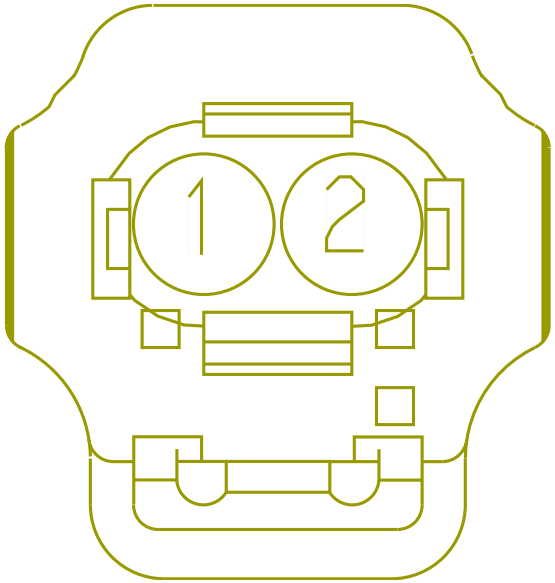

Name	Terminal Part Number	V-Min	Name	Wire Part Number	Wire CSA	Wire Spec	Wire Material description	Wire Color Description	Wire Length	End2 Terminal Part Number	End2 Pin Name	End2 Connect or
1	-	-	GA95W	2643767 R1	0.53	20.0	Std. Wall XLPE Primary Cable	TAN	850.0	-	X	-
2	-	-	GA95-GF	2643764 R1	0.53	20.0	Std. Wall XLPE Primary Cable	WHITE	1495.0	-	-	-

Connector Name K02-1874

Part Number 3590390C1

Instances LT/RH/LoneStar - X15 - Water In Fuel (WIF) DAVCO N/ Heater:Diagram1
LT/RH/LoneStar - X15 - Water In Fuel (WIF) DAVCO W/ Heater:Diagram1

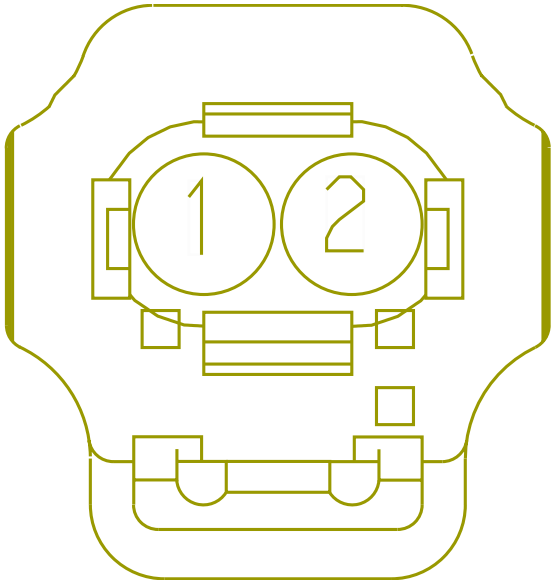

Name	Terminal Part Number	V-Min	Name	Wire Part Number	Wire CSA	Wire Spec	Wire Material description	Wire Color Description	Wire Length	End2 Terminal Part Number	End2 Pin Name	End2 Connect or
1	-	-	KJ95W	2643767 R1	0.53	20.0	Std. Wall XLPE Primary Cable	TAN	900.0	-	X	-
2	-	-	KJ95-GF	2643764 R1	0.53	20.0	Std. Wall XLPE Primary Cable	WHITE	1545.0	-	-	-

Connector Name	K02-2010
Part Number	2036584C1
Instances	LT/RH/LoneStar X15 - Auto Start Stop Oil Temp Sensor Auto Trans:Diagram1 LT/RH/LoneStar X15 - Auto Start Stop Oil Temp Sensor Manual Trans:Diagram1 LT/RH/LoneStar X15 - Auto Start Stop with Sleeper Auto Climate / Cab Temp with Oil Temp Sensor Auto Trans:Diagram1 LT/RH/LoneStar X15 - Auto Start Stop with Sleeper Auto Climate / Cab Temp with Oil Temp Sensor Manual Trans:Diagram1
Mates	SNSR-ENGINE OIL TEMP-6000-07-01A

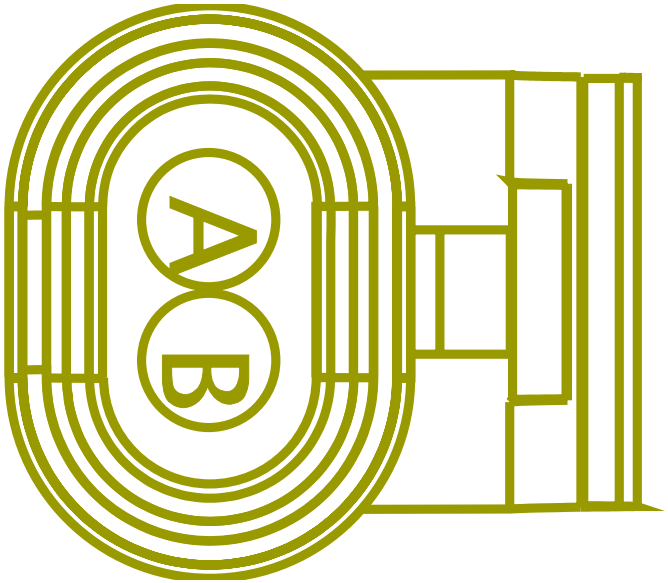

Name	Terminal Part Number	V-Min	Name	Wire Part Number	Wire CSA	Wire Spec	Wire Material description	Wire Color Description	Wire Length	End2 Terminal Part Number	End2 Pin Name	End2 Connect or
A	-	-	WN30BC	2643683 R1	1.16	16.0	Std. Wall XLPE Primary Cable	TAN	3080.0	-	34	1702
B	-	-	KZ9AAC	2643673 R1	0.79	18.0	Std. Wall XLPE Primary Cable	GREY	4155.0	-	-	-

Connector Name	K02-6000 (J2)
Part Number	3945694C1
Instances	LT/RH - X15 - Accelerator Interlock W/ Park Brake Controls:Diagram1 LT/RH - X15 - Cooling Fan Control (No Fan Override, Cummins):Diagram1 LT/RH X15 - Coolant Level Monitoring:Diagram1 LT/RH/LoneStar - X15 - Coolant Level Monitoring:Diagram1 LT/RH/LoneStar - X15 - Cooling Fan Control (Fan Override, Cummins):Diagram1 LT/RH/LoneStar - X15 - Selective Catalytic Reduction (SCR):Diagram1 - DEF Tank FT Mtd (674B) and Horizontal Exhaust (670A) LT/RH/LoneStar - X15 - Selective Catalytic Reduction (SCR):Diagram1 - DEF Tank RR Mtd (674) and Horizontal Exhaust (670A) LT/RH/LoneStar - X15 - Selective Catalytic Reduction (SCR):Diagram1 - DEF Tank RR Mtd (674) and Vertical Exhaust (670B) LT/RH/LoneStar - X15 - Selective Catalytic Reduction (SCR):Diagram2 - DEF Tank FT Mtd (674B) LT/RH/LoneStar - X15 - Selective Catalytic Reduction (SCR):Diagram2 - DEF Tank RR Mtd (674) LT/RH/LoneStar - X15 - Starting Aid (Ether Start):Diagram1 LT/RH/LoneStar - X15 - Vehicle Acceleration (w/ Two PWR Two GND & Two STS):Diagram1 LT/RH/LoneStar - X15 - Vehicle Speedometer System (Manual XMSN):Diagram1 LT/RH/LoneStar - X15 - Water In Fuel (WIF) DAVCO N/ Heater:Diagram1 LT/RH/LoneStar - X15 - Water In Fuel (WIF) DAVCO N/ Heater:Diagram2 LT/RH/LoneStar - X15 - Water In Fuel (WIF) DAVCO W/ Heater:Diagram1 LT/RH/LoneStar - X15 - Water In Fuel (WIF) DAVCO W/ Heater:Diagram2 LT/RH/LoneStar - X15 - Water In Fuel (WIF) RACOR N/ Heater:Diagram1 LT/RH/LoneStar X15 - Ambient Air Temperature Option 1:Diagram1 LT/RH/LoneStar X15 - Ambient Air Temperature Option 2:Diagram1
Mates	MODU-ECM-A001-10-01A X15

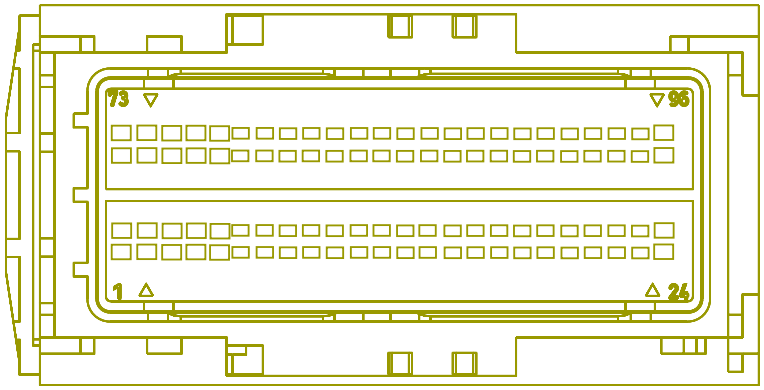

Name	Terminal Part Number	V-Min	Name	Wire Part Number	Wire CSA	Wire Spec	Wire Material description	Wire Color Description	Wire Length	End2 Terminal Part Number	End2 Pin Name	End2 Connector
3	-	-	KA95GBE	3510330 R1	1.16	16.0	Thin Wall XLPE Primary Cable	TAN	1480.0	-	X	-
6	-	-	TK95F	3510328 R1	0.53	20.0	Thin Wall XLPE Primary Cable	TAN	1150.0	-	2	K02_674B
6	-	-	TJ95F	3510328 R1	0.53	20.0	Thin Wall XLPE Primary Cable	TAN	1870.0	-	2	K02_674_
8	-	-	GN6A	3510346 R1	0.53	20.0	Thin Wall XLPE Primary Cable	VIOLET	770.0	-	X	-
8	-	-	GP6A	-	0.0	20.0	-	TAN	0.0	-	X	-
8	-	-	GM6A	3510346 R1	0.53	20.0	Thin Wall XLPE Primary Cable	VIOLET	770.0	-	X	-
8	-	-	GL6A	-	0.0	20.0	-	VIOLET	0.0	-	X	-
9	-	-	TK97C	3510346 R1	0.53	20.0	Thin Wall XLPE Primary Cable	VIOLET	1160.0	-	22	1702
10	-	-	TK99B	3510346 R1	0.53	20.0	Thin Wall XLPE Primary Cable	VIOLET	1160.0	-	28	1702
13	-	-	KY95WA	3510328 R1	0.53	20.0	Thin Wall XLPE Primary Cable	TAN	500.0	-	X	-

Name	Terminal Part Number	V-Min	Name	Wire Part Number	Wire CSA	Wire Spec	Wire Material description	Wire Color Description	Wire Length	End2 Terminal Part Number	End2 Pin Name	End2 Connector
13	-	-	KJ95WA	3510328 R1	0.53	20.0	Thin Wall XLPE Primary Cable	TAN	500.0	-	X	-
13	-	-	GA95WA	3510328 R1	0.53	20.0	Thin Wall XLPE Primary Cable	TAN	500.0	-	X	-
16	-	-	TP95K	4073403 R1	0.53	20.0	TXL 150C	TAN	2305.0	-	8	K02-670A
16	-	-	TY95K	4073403 R1	0.53	20.0	TXL 150C	TAN	4030.0	-	8	K02-670B
22	-	-	-	-	-	-	-	-	-	-	-	-
32	-	-	GN9A	3510328 R1	0.53	20.0	Thin Wall XLPE Primary Cable	TAN	720.0	-	X	-
32	-	-	GM9A	3510328 R1	0.53	20.0	Thin Wall XLPE Primary Cable	TAN	720.0	-	X	-
32	-	-	GP95A	-	0.0	20.0	-	TAN	0.0	-	7	K02-670A
32	-	-	GP9A	-	0.0	20.0	-	TAN	0.0	-	7	K02-670A
32	-	-	GL9A	-	0.0	20.0	-	TAN	0.0	-	7	K02-670B
33	-	-	TK97B	3510346 R1	0.53	20.0	Thin Wall XLPE Primary Cable	VIOLET	1160.0	-	23	1702
35	-	-	GK34	3510328 R1	0.53	20.0	Thin Wall XLPE Primary Cable	TAN	2810.0	-	X	-

Name	Terminal Part Number	V-Min	Name	Wire Part Number	Wire CSA	Wire Spec	Wire Material description	Wire Color Description	Wire Length	End2 Terminal Part Number	End2 Pin Name	End2 Connector
35	-	-	KD34E	3510328 R1	0.53	20.0	Thin Wall XLPE Primary Cable	TAN	2335.0	-	C	K02-1378
38	-	-	TJ95AT2	3510328 R1	0.53	20.0	Thin Wall XLPE Primary Cable	TAN	820.0	-	X	-
38	-	-	TK95AT2	3510328 R1	0.53	20.0	Thin Wall XLPE Primary Cable	TAN	820.0	-	X	-
39	-	-	TJ95AS2	3510328 R1	0.53	20.0	Thin Wall XLPE Primary Cable	TAN	910.0	-	X	-
39	-	-	TK95AS2	3510328 R1	0.53	20.0	Thin Wall XLPE Primary Cable	TAN	910.0	-	X	-
40	-	-	TJ95AU2	3510328 R1	0.53	20.0	Thin Wall XLPE Primary Cable	TAN	790.0	-	X	-
40	-	-	TK95AU2	3510328 R1	0.53	20.0	Thin Wall XLPE Primary Cable	TAN	790.0	-	X	-
41	-	-	TP95BA	4073403 R1	0.53	20.0	TXL 150C	TAN	2305.0	-	3	K02-670A
41	-	-	TY95BA	4073403 R1	0.53	20.0	TXL 150C	TAN	4030.0	-	3	K02-670B
42	-	-	TP95BC	4073403 R1	0.53	20.0	TXL 150C	TAN	2305.0	-	4	K02-670A

Name	Terminal Part Number	V-Min	Name	Wire Part Number	Wire CSA	Wire Spec	Wire Material description	Wire Color Description	Wire Length	End2 Terminal Part Number	End2 Pin Name	End2 Connector
42	-	-	TY95BC	4073403 R1	0.53	20.0	TXL 150C	TAN	4030.0	-	4	K02-670B
46	-	-	-	-	-	-	-	-	-	-	-	-
53	-	-	TP95DVL	4073403 R1	0.53	20.0	TXL 150C	TAN	2305.0	-	1	K02-670A
53	-	-	TY95DVL	4073403 R1	0.53	20.0	TXL 150C	TAN	4030.0	-	1	K02-670B
54	-	-	TT95E1	-	0.0	20.0	-	TAN	0.0	-	PIN1	-
54	-	-	TW95E1	-	0.0	20.0	-	TAN	0.0	-	PIN1	-
54	-	-	TW95E1	-	0.0	20.0	-	TAN	0.0	-	X	-
54	-	-	TT95E1	-	0.0	20.0	-	TAN	0.0	-	X	-
57	-	-	TW95AA	-	0.0	20.0	-	TAN	0.0	-	6	K02_674B
57	-	-	TT95AA	-	0.0	20.0	-	TAN	0.0	-	6	K02_674_
59	-	-	KF47AA	3510310 R1	0.53	20.0	Thin Wall XLPE Primary Cable	GREY	1190.0	-	X	-
60	-	-	KF47	3510310 R1	0.53	20.0	Thin Wall XLPE Primary Cable	GREY	1225.0	-	X	-
61	-	-	KA97N	3510346 R1	0.53	20.0	Thin Wall XLPE Primary Cable	VIOLET	1160.0	-	29	1702
62	-	-	KA95G	3510358 R1	0.53	20.0	Thin Wall XLPE Primary Cable	WHITE	645.0	-	-	-
64	-	-	KA97M	3510346 R1	0.53	20.0	Thin Wall XLPE Primary Cable	VIOLET	1160.0	-	24	1702

Name	Terminal Part Number	V-Min	Name	Wire Part Number	Wire CSA	Wire Spec	Wire Material description	Wire Color Description	Wire Length	End2 Terminal Part Number	End2 Pin Name	End2 Connector
65	-	-	KC41E	3510328 R1	0.53	20.0	Thin Wall XLPE Primary Cable	TAN	340.0	-	X	-
75	-	-	KU21	3510330 R1	1.16	16.0	Thin Wall XLPE Primary Cable	TAN	1300.0	-	A	K02-6550
76	-	-	KU21A	3510330 R1	1.16	16.0	Thin Wall XLPE Primary Cable	TAN	1300.0	-	B	K02-6550
77	-	-	TP95DVH	4073403 R1	0.53	20.0	TXL 150C	TAN	2305.0	-	2	K02-670A
77	-	-	TY95DVH	4073403 R1	0.53	20.0	TXL 150C	TAN	4030.0	-	2	K02-670B
78	-	-	TN23	-	0.0	20.0	-	TAN	0.0	-	A	K02_6400
79	-	-	KA95SB	3510328 R1	0.53	20.0	Thin Wall XLPE Primary Cable	TAN	1880.0	-	A12	K02_690
82	-	-	TK95AC	3510328 R1	0.53	20.0	Thin Wall XLPE Primary Cable	TAN	1150.0	-	5	K02_674B
82	-	-	TJ95AC	3510328 R1	0.53	20.0	Thin Wall XLPE Primary Cable	TAN	1870.0	-	5	K02_674_
93	-	-	GE44A	3510310 R1	0.53	20.0	Thin Wall XLPE Primary Cable	GREY	1480.0	-	C	1814

Connector Name	K02-6100A/J
Part Number	RING-M-8_0
Instances	LT/RH/LoneStar - X15 - Leece-Neville AVI160 Alternator W/ Delco Starter:Diagram1-Combination1 LT/RH/LoneStar - X15 - Leece-Neville AVI160 Alternator W/ Mitsubishi Starter:Diagram1
Mates	DEV-Leece_Neville_AVI_160_ Alternator-4004-01-02A



Name	Terminal Part Number	V-Min	Name	Wire Part Number	Wire CSA	Wire Spec	Wire Material description	Wire Color Description	Wire Length	End2 Terminal Part Number	End2 Pin Name	End2 Connect or
A	-	-	VG2	2645955 R1	32.19	2.0	SGR 125	RED	2925.0	-	PIN1	-
A	-	-	KR2	3592739 R1	32.19	2.0	Std. Wall XLPE Battery Cable	RED	2774.0	-	X	-

Connector Name	K02-6100B
Part Number	RING-M-8_0
Instances	LT/RH/LoneStar - X15 - Bosch LH160_LH200 Alternator W/ Delco Starter:Diagram1-Combination1 LT/RH/LoneStar - X15 - Bosch LH160_LH200 Alternator W/ Mitsubishi Starter:Diagram1 LT/RH/LoneStar - X15 - Bosch LIL165_LIL200 Alternator W/ Remote Sense W/ Delco Starter:Diagram1-Combination1 LT/RH/LoneStar - X15 - Bosch LIL165_LIL200 Alternator W/ Remote Sense W/ Mitsubishi Starter:Diagram1
Mates	DEV-Bosch_LH160_LG200_Alte rnator- 4004-01-01A



Name	Terminal Part Number	V-Min	Name	Wire Part Number	Wire CSA	Wire Spec	Wire Material description	Wire Color Description	Wire Length	End2 Terminal Part Number	End2 Pin Name	End2 Connect or
A	-	-	KB2	3592739 R1	32.19	2.0	Std. Wall XLPE Battery Cable	RED	2854.0	-	X	-

Connector Name	K02-6100D
Part Number	RING-E-5-16_0
Instances	LT/RH/LoneStar - X15 - Delco Remy 40SI Alternator W/ Remote Sense W/ Delco Starter:Diagram1-Combination1 LT/RH/LoneStar - X15 - Delco Remy 40SI Alternator W/ Remote Sense W/ Mitsubishi Starter:Diagram1



Name	Terminal Part Number	V-Min	Name	Wire Part Number	Wire CSA	Wire Spec	Wire Material description	Wire Color Description	Wire Length	End2 Terminal Part Number	End2 Pin Name	End2 Connect or
A	-	-	VD2	3592740 R1	39.43	1.0	Std. Wall XLPE Battery Cable	RED	2870.0	-	X	-

Connector Name	K02-6100E
Part Number	RING-M-8_0
Instances	LT/RH/LoneStar - X15 - Leece-Neville AVI160-210A/240A Alternator W/ Remote Sense W/ Delco Starter:Diagram1-Combination1 LT/RH/LoneStar - X15 - Leece-Neville AVI160-210A/240A Alternator W/ Remote Sense W/ Mitsubishi Starter:Diagram1
Mates	DEV-Leece_Neville_AVI160_2 10A_240A_Alternator-4004-01-04A



Name	Terminal Part Number	V-Min	Name	Wire Part Number	Wire CSA	Wire Spec	Wire Material description	Wire Color Description	Wire Length	End2 Terminal Part Number	End2 Pin Name	End2 Connect or
A	-	-	VM2	2645955 R1	32.19	2.0	SGR 125	RED	2955.0	-	X	-

Connector Name K02-6100F

Part Number RING-M-8_0

Instances LT/RH/LoneStar - X15 - Delco Remy 28SI Alternator W/ Remote Sense W/ Mitsubishi Starter:Diagram1
LT/RH/LoneStar - X15 - Delco Remy 28SI Alternator W/ Remote Sense W/ Delco Starter:Diagram1-Combination1



Name	Terminal Part Number	V-Min	Name	Wire Part Number	Wire CSA	Wire Spec	Wire Material description	Wire Color Description	Wire Length	End2 Terminal Part Number	End2 Pin Name	End2 Connect or
A	-	-	VE2	3592739 R1	32.19	2.0	Std. Wall XLPE Battery Cable	RED	2815.0	-	X	-

Connector Name	K02-6100G
Part Number	RING-E-1-4_0
Instances	LT/RH/LoneStar - X15 - Delco Remy 36SI Alternator W/ Remote Sense W/ Mitsubishi Starter:Diagram1 LT/RH/LoneStar - X15 - Delco Remy 36SI Alternator W/ Remtoe Sense W/ Delco Starter:Diagram1
Mates	DEV-Delco_Remy_36SI_Altern ator-4004-01-07A



Name	Terminal Part Number	V-Min	Name	Wire Part Number	Wire CSA	Wire Spec	Wire Material description	Wire Color Description	Wire Length	End2 Terminal Part Number	End2 Pin Name	End2 Connect or
A	-	-	VF2	3592739 R1	32.19	2.0	Std. Wall XLPE Battery Cable	RED	2772.0	-	X	-

Connector Name	K02-6100H
Part Number	RING-M-8_0
Instances	LT/RH/LoneStar - X15 - Delco Remy 28SI Alternator W/ Remote Sense W/ Mitsubishi Starter:Diagram2 LT/RH/LoneStar - X15 - Delco Remy 28SI Alternator W/ Remote Sense W/ Delco Starter:Diagram1-Combination2
Mates	DEV-Delco_Remy_28SI_Altern ator-4004-01-05A



Name	Terminal Part Number	V-Min	Name	Wire Part Number	Wire CSA	Wire Spec	Wire Material description	Wire Color Description	Wire Length	End2 Terminal Part Number	End2 Pin Name	End2 Connect or
A	-	-	WX2	3592739 R1	32.19	2.0	Std. Wall XLPE Battery Cable	RED	2863.0	-	X	-

Connector Name	K02-6101A/J
Part Number	RING-M-8_0
Instances	LT/RH/LoneStar - X15 - Leece-Neville AVI160 Alternator W/ Delco Starter:Diagram1-Combination1 LT/RH/LoneStar - X15 - Leece-Neville AVI160 Alternator W/ Mitsubishi Starter:Diagram1
Mates	DEV-Leece_Neville_AVI_160_ Alternator-4004-01-02A



Name	Terminal Part Number	V-Min	Name	Wire Part Number	Wire CSA	Wire Spec	Wire Material description	Wire Color Description	Wire Length	End2 Terminal Part Number	End2 Pin Name	End2 Connect or
A	-	-	VG2-G	2645931 R1	32.19	2.0	SGR 125	BLACK	2880.0	-	A	K02-J1-MITS
A	-	-	KR2-G	3592741 R1	32.19	2.0	Std. Wall XLPE Battery Cable	WHITE	3040.0	-	A	K02-J1-MITS
A	-	-	KR2-G	3592741 R1	32.19	2.0	Std. Wall XLPE Battery Cable	WHITE	3040.0	-	A	K02-J1-DELCO
A	-	-	VG2-G	2645931 R1	32.19	2.0	SGR 125	BLACK	2880.0	-	A	K02-J1-DELCO

Connector Name	K02-6101B
Part Number	RING-M-6_0
Instances	LT/RH/LoneStar - X15 - Bosch LH160_LH200 Alternator W/ Delco Starter:Diagram1-Combination1 LT/RH/LoneStar - X15 - Bosch LH160_LH200 Alternator W/ Mitsubishi Starter:Diagram1 LT/RH/LoneStar - X15 - Bosch LIL165_LIL200 Alternator W/ Remote Sense W/ Delco Starter:Diagram1-Combination1 LT/RH/LoneStar - X15 - Bosch LIL165_LIL200 Alternator W/ Remote Sense W/ Mitsubishi Starter:Diagram1
Mates	DEV-Bosch_LH160_LG200_Alte rnator- 4004-01-01A



Name	Terminal Part Number	V-Min	Name	Wire Part Number	Wire CSA	Wire Spec	Wire Material description	Wire Color Description	Wire Length	End2 Terminal Part Number	End2 Pin Name	End2 Connect or
A	-	-	KB2-G	3592741 R1	32.19	2.0	Std. Wall XLPE Battery Cable	WHITE	3020.0	-	A	K02-J1-MITS
A	-	-	KB2-G	3592741 R1	32.19	2.0	Std. Wall XLPE Battery Cable	WHITE	3020.0	-	A	K02-J1-DELCO

Connector Name K02-6101D

Part Number RING-E-5-16_0

Instances LT/RH/LoneStar - X15 - Delco Remy 40SI Alternator W/ Remote Sense W/ Delco Starter:Diagram1-Combination1
LT/RH/LoneStar - X15 - Delco Remy 40SI Alternator W/ Remote Sense W/ Mitsubishi Starter:Diagram1



Name	Terminal Part Number	V-Min	Name	Wire Part Number	Wire CSA	Wire Spec	Wire Material description	Wire Color Description	Wire Length	End2 Terminal Part Number	End2 Pin Name	End2 Connect or
A	-	-	VD2-G	3592742 R1	39.43	1.0	Std. Wall XLPE Battery Cable	WHITE	3020.0	-	A	K02-J1-DELCO
A	-	-	VD2-G	3592742 R1	39.43	1.0	Std. Wall XLPE Battery Cable	WHITE	3020.0	-	A	K02-J1-MITS

Connector Name	K02-6101E
Part Number	RING-M-8_0
Instances	LT/RH/LoneStar - X15 - Leece-Neville AVI160-210A/240A Alternator W/ Remote Sense W/ Delco Starter:Diagram1-Combination1 LT/RH/LoneStar - X15 - Leece-Neville AVI160-210A/240A Alternator W/ Remote Sense W/ Mitsubishi Starter:Diagram1
Mates	DEV-Leece_Neville_AVI160_2 10A_240A_Alternator-4004-01-04A



Name	Terminal Part Number	V-Min	Name	Wire Part Number	Wire CSA	Wire Spec	Wire Material description	Wire Color Description	Wire Length	End2 Terminal Part Number	End2 Pin Name	End2 Connect or
A	-	-	VM2-G	2645931 R1	32.19	2.0	SGR 125	BLACK	2900.0	-	A	K02-J1-DELCO
A	-	-	VM2-G	2645931 R1	32.19	2.0	SGR 125	BLACK	2900.0	-	A	K02-J1-MITS

Connector Name K02-6101F

Part Number RING-M-6_0

Instances LT/RH/LoneStar - X15 - Delco Remy 28SI Alternator W/ Remote Sense W/ Mitsubishi Starter:Diagram1
LT/RH/LoneStar - X15 - Delco Remy 28SI Alternator W/ Remote Sense W/ Delco Starter:Diagram1-Combination1



Name	Terminal Part Number	V-Min	Name	Wire Part Number	Wire CSA	Wire Spec	Wire Material description	Wire Color Description	Wire Length	End2 Terminal Part Number	End2 Pin Name	End2 Connect or
A	-	-	VE2-G	3592741 R1	32.19	2.0	Std. Wall XLPE Battery Cable	WHITE	3020.0	-	A	K02-J1-MITS
A	-	-	VE2-G	3592741 R1	32.19	2.0	Std. Wall XLPE Battery Cable	WHITE	3020.0	-	A	K02-J1-DELCO

Connector Name	K02-6101G
Part Number	RING-E-1-4_0
Instances	LT/RH/LoneStar - X15 - Delco Remy 36SI Alternator W/ Remote Sense W/ Mitsubishi Starter:Diagram1 LT/RH/LoneStar - X15 - Delco Remy 36SI Alternator W/ Remtoe Sense W/ Delco Starter:Diagram1
Mates	DEV-Delco_Remy_36SI_Altern ator-4004-01-07A



Name	Terminal Part Number	V-Min	Name	Wire Part Number	Wire CSA	Wire Spec	Wire Material description	Wire Color Description	Wire Length	End2 Terminal Part Number	End2 Pin Name	End2 Connect or
A	-	-	VF2-G	3592741 R1	32.19	2.0	Std. Wall XLPE Battery Cable	WHITE	3020.0	-	A	K02-J1-MITS
A	-	-	VF2-G	3592741 R1	32.19	2.0	Std. Wall XLPE Battery Cable	WHITE	3020.0	-	A	K02-J1-DELCO

Connector Name	K02-6101H
Part Number	RING-M-6_0
Instances	LT/RH/LoneStar - X15 - Delco Remy 28SI Alternator W/ Remote Sense W/ Mitsubishi Starter:Diagram2 LT/RH/LoneStar - X15 - Delco Remy 28SI Alternator W/ Remote Sense W/ Delco Starter:Diagram1-Combination2
Mates	DEV-Delco_Remy_28SI_Altern ator-4004-01-05A



Name	Terminal Part Number	V-Min	Name	Wire Part Number	Wire CSA	Wire Spec	Wire Material description	Wire Color Description	Wire Length	End2 Terminal Part Number	End2 Pin Name	End2 Connect or
A	-	-	WX2-G	3592741 R1	32.19	2.0	Std. Wall XLPE Battery Cable	WHITE	3020.0	-	A	K02-J1-MITS
A	-	-	WX2-G	3592741 R1	32.19	2.0	Std. Wall XLPE Battery Cable	WHITE	3020.0	-	A	K02-J1-DELCO

Connector Name	K02-6200
Part Number	1671610C1
Instances	LT/RH/LoneStar X15 - Heating Ventilation & Air Conditioning (HVAC) Auto Temp Control:Diagram1 - HVAC LT/RH/LoneStar X15 - Heating Ventilation & Air Conditioning (HVAC) Manual:Diagram1 - HVAC
Mates	DEV-FREON_COMPRESSOR-ISX

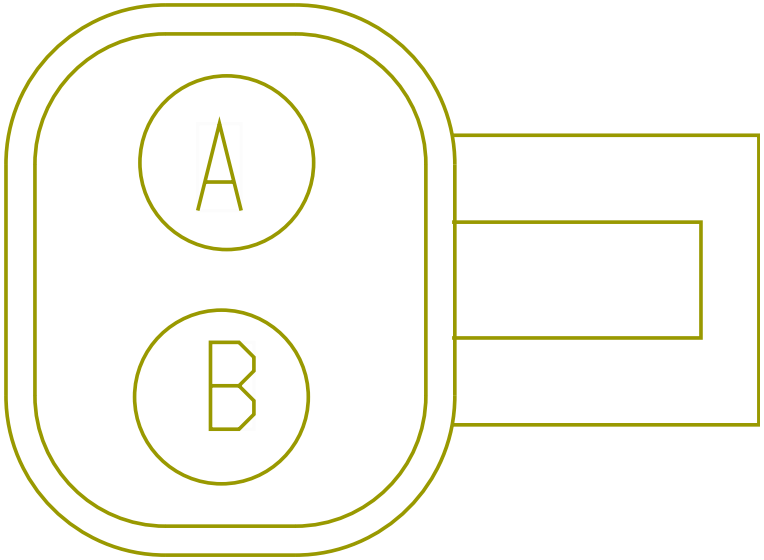

Name	Terminal Part Number	V-Min	Name	Wire Part Number	Wire CSA	Wire Spec	Wire Material description	Wire Color Description	Wire Length	End2 Terminal Part Number	End2 Pin Name	End2 Connect or
A	-	-	KA77-G	3510360 R1	1.16	16.0	Thin Wall XLPE Primary Cable	WHITE	2610.0	-	X	-
B	-	-	KA77	3510300 R1	1.16	16.0	Thin Wall XLPE Primary Cable	LIGHT GREEN	2280.0	-	10	1702

Connector Name	K02-6201
Part Number	3600324C1
Instances	LT/RH/LoneStar X15 - Heating Ventilation & Air Conditioning (HVAC) Auto Temp Control:Diagram1 - HVAC LT/RH/LoneStar X15 - Heating Ventilation & Air Conditioning (HVAC) Manual:Diagram1 - HVAC
Mates	DEV-AC_PT_TRANSDUCER-ISX



Name	Terminal Part Number	V-Min	Name	Wire Part Number	Wire CSA	Wire Spec	Wire Material description	Wire Color Description	Wire Length	End2 Terminal Part Number	End2 Pin Name	End2 Connector
1	-	-	YB9AB	3510310 R1	0.53	20.0	Thin Wall XLPE Primary Cable	GREY	1265.0	-	-	-
2	-	-	YB77B	3510298 R1	0.53	20.0	Thin Wall XLPE Primary Cable	LIGHT GREEN	2870.0	-	4	1702
3	-	-	YB77C	3510298 R1	0.53	20.0	Thin Wall XLPE Primary Cable	LIGHT GREEN	2870.0	-	42	1702
4	-	-	YB6DB	3510310 R1	0.53	20.0	Thin Wall XLPE Primary Cable	GREY	2870.0	-	3	1702

Connector Name	K02-6301-DELCO
Part Number	RING-M-12_0
Instances	LT/RH/LoneStar - X15 - Bosch LH160_LH200 Alternator W/ Delco Starter:Diagram1-Combination1 LT/RH/LoneStar - X15 - Bosch LIL165_LIL200 Alternator W/ Remote Sense W/ Delco Starter:Diagram1-Combination1 LT/RH/LoneStar - X15 - Cranking (Starter) GEN4 BODY CONTROL MODULE W/ Thermal Overcrank - External Switch:Diagram1 LT/RH/LoneStar - X15 - Delco Remy 28SI Alternator W/ Remote Sense W/ Delco Starter:Diagram1-Combination1 LT/RH/LoneStar - X15 - Delco Remy 28SI Alternator W/ Remote Sense W/ Delco Starter:Diagram1-Combination2 LT/RH/LoneStar - X15 - Delco Remy 36SI Alternator W/ Remtoe Sense W/ Delco Starter:Diagram1 LT/RH/LoneStar - X15 - Delco Remy 40SI Alternator W/ Remote Sense W/ Delco Starter:Diagram1-Combination1 LT/RH/LoneStar - X15 - Delco Remy 40SI Alternator W/ Remote Sense W/ Delco Starter:Diagram1-Combination2 LT/RH/LoneStar - X15 - Leece-Neville - LN 325A Alternator W/ Remote Sense W/ Delco Starter:Diagram1 LT/RH/LoneStar - X15 - Leece-Neville 320PAH Alternator W/ Delco Starter:Diagram1-Combination1 LT/RH/LoneStar - X15 - Leece-Neville AVI160 Alternator W/ Delco Starter:Diagram1-Combination1 LT/RH/LoneStar - X15 - Leece-Neville AVI160-210A/240A Alternator W/ Remote Sense W/ Delco Starter:Diagram1-Combination1
Mates	MOT-STARTER-5024-01-03



Name	Terminal Part Number	V-Min	Name	Wire Part Number	Wire CSA	Wire Spec	Wire Material description	Wire Color Description	Wire Length	End2 Terminal Part Number	End2 Pin Name	End2 Connector
A	-	-	14	-	49.99	0.0	SGX NFLEX 125	BLACK	700.0	-	A	6051_A
A	-	-	VD2A-FL	2643473 R1	4.81	10.0	FUSEABLE LINK	RUST	175.0	-	X	-
A	-	-	VD2C-FL	2643473 R1	4.81	10.0	FUSEABLE LINK	RUST	175.0	-	X	-

Name	Terminal Part Number	V-Min	Name	Wire Part Number	Wire CSA	Wire Spec	Wire Material description	Wire Color Description	Wire Length	End2 Terminal Part Number	End2 Pin Name	End2 Connector
A	-	-	K2D-FL	2643473 R1	4.81	10.0	FUSEABLE LINK	RUST	210.0	-	X	-
A	-	-	K2C-FL	2643473 R1	4.81	10.0	FUSEABLE LINK	RUST	210.0	-	X	-
A	-	-	VD2B-FL	2643473 R1	4.81	10.0	FUSEABLE LINK	RUST	175.0	-	X	-
A	-	-	KR2A-FL	2643473 R1	4.81	10.0	FUSEABLE LINK	RUST	191.0	-	X	-
A	-	-	KB2A-FL	2643473 R1	4.81	10.0	FUSEABLE LINK	RUST	191.0	-	X	-
A	-	-	KB2B-FL	2643473 R1	4.81	10.0	FUSEABLE LINK	RUST	191.0	-	X	-
A	-	-	KR2B-FL	2643473 R1	4.81	10.0	FUSEABLE LINK	RUST	191.0	-	X	-
A	-	-	VM2C-FL	2643473 R1	4.81	10.0	FUSEABLE LINK	RUST	205.0	-	X	-
A	-	-	VM2A-FL	2643473 R1	4.81	10.0	FUSEABLE LINK	RUST	160.0	-	X	-
A	-	-	VM2B-FL	2643473 R1	4.81	10.0	FUSEABLE LINK	RUST	160.0	-	X	-
A	-	-	VF2A-FL	2643473 R1	4.81	10.0	FUSEABLE LINK	RUST	223.0	-	X	-
A	-	-	VF2B-FL	2643473 R1	4.81	10.0	FUSEABLE LINK	RUST	223.0	-	X	-
A	-	-	VE2A-FL	2643473 R1	4.81	10.0	FUSEABLE LINK	RUST	255.0	-	X	-
A	-	-	WX2A-FL	2643473 R1	4.81	10.0	FUSEABLE LINK	RUST	207.0	-	X	-
A	-	-	WX2B-FL	2643473 R1	4.81	10.0	FUSEABLE LINK	RUST	207.0	-	X	-
A	-	-	VE2B-FL	2643473 R1	4.81	10.0	FUSEABLE LINK	RUST	255.0	-	X	-

Name	Terminal Part Number	V-Min	Name	Wire Part Number	Wire CSA	Wire Spec	Wire Material description	Wire Color Description	Wire Length	End2 Terminal Part Number	End2 Pin Name	End2 Connector
A	-	-	VG2B-FL	2643473 R1	4.81	10.0	FUSEABLE LINK	RUST	160.0	-	PIN1	-
A	-	-	VG2A-FL	2643473 R1	4.81	10.0	FUSEABLE LINK	RUST	160.0	-	PIN1	-
A	-	-	K2A-FL	2643473 R1	4.81	10.0	FUSEABLE LINK	RUST	210.0	-	X	-
A	-	-	K2B-FL	2643473 R1	4.81	10.0	FUSEABLE LINK	RUST	210.0	-	X	-

Connector Name K02-6301-MITS

Part Number RING-E-1-2_0

Instances LT/RH/LoneStar - X15 - Bosch LH160_LH200 Alternator W/ Mitsubishi Starter:Diagram1
LT/RH/LoneStar - X15 - Bosch LIL165_LIL200 Alternator W/ Remote Sense W/ Mitsubishi Starter:Diagram1
LT/RH/LoneStar - X15 - Cranking (Starter) GEN4 BODY CONTROL MODULE W/O Thermal Overcrank Wiring:Diagram1
LT/RH/LoneStar - X15 - Delco Remy 28SI Alternator W/ Remote Sense W/ Mitsubishi Starter:Diagram1
LT/RH/LoneStar - X15 - Delco Remy 28SI Alternator W/ Remote Sense W/ Mitsubishi Starter:Diagram2
LT/RH/LoneStar - X15 - Delco Remy 36SI Alternator W/ Remote Sense W/ Mitsubishi Starter:Diagram1
LT/RH/LoneStar - X15 - Delco Remy 40SI Alternator W/ Remote Sense W/ Mitsubishi Starter:Diagram1
LT/RH/LoneStar - X15 - Delco Remy 40SI Alternator W/ Remote Sense W/ Mitsubishi Starter:Diagram2
LT/RH/LoneStar - X15 - Leece-Neville 320PAH Alternator W/ Mitsubishi Starter:Diagram1
LT/RH/LoneStar - X15 - Leece-Neville AVI160 Alternator W/ Mitsubishi Starter:Diagram1
LT/RH/LoneStar - X15 - Leece-Neville AVI160-210A/240A Alternator W/ Remote Sense W/ Mitsubishi Starter:Diagram1



Mates MOT-STARTER-5024-01-04

Name	Terminal Part Number	V-Min	Name	Wire Part Number	Wire CSA	Wire Spec	Wire Material description	Wire Color Description	Wire Length	End2 Terminal Part Number	End2 Pin Name	End2 Connect or
A	-	-	VG2B-FL	2643473 R1	4.81	10.0	FUSEABLE LINK	RUST	160.0	-	PIN1	-
A	-	-	VG2A-FL	2643473 R1	4.81	10.0	FUSEABLE LINK	RUST	160.0	-	PIN1	-
A	-	-	KR2B-FL	2643473 R1	4.81	10.0	FUSEABLE LINK	RUST	191.0	-	X	-
A	-	-	KR2A-FL	2643473 R1	4.81	10.0	FUSEABLE LINK	RUST	191.0	-	X	-
A	-	-	KB2A-FL	2643473 R1	4.81	10.0	FUSEABLE LINK	RUST	191.0	-	X	-

Name	Terminal Part Number	V-Min	Name	Wire Part Number	Wire CSA	Wire Spec	Wire Material description	Wire Color Description	Wire Length	End2 Terminal Part Number	End2 Pin Name	End2 Connect or
A	-	-	KB2B-FL	2643473 R1	4.81	10.0	FUSEABLE LINK	RUST	191.0	-	X	-
A	-	-	VF2A-FL	2643473 R1	4.81	10.0	FUSEABLE LINK	RUST	223.0	-	X	-
A	-	-	VF2B-FL	2643473 R1	4.81	10.0	FUSEABLE LINK	RUST	223.0	-	X	-
A	-	-	14	-	49.99	0.0	SGX NFLEX 125	BLACK	700.0	-	A	6051_A
A	-	-	VE2A-FL	2643473 R1	4.81	10.0	FUSEABLE LINK	RUST	255.0	-	X	-
A	-	-	WX2A-FL	2643473 R1	4.81	10.0	FUSEABLE LINK	RUST	207.0	-	X	-
A	-	-	WX2B-FL	2643473 R1	4.81	10.0	FUSEABLE LINK	RUST	207.0	-	X	-
A	-	-	VE2B-FL	2643473 R1	4.81	10.0	FUSEABLE LINK	RUST	255.0	-	X	-
A	-	-	K2C-FL	2643473 R1	4.81	10.0	FUSEABLE LINK	RUST	210.0	-	X	-
A	-	-	K2A-FL	2643473 R1	4.81	10.0	FUSEABLE LINK	RUST	210.0	-	X	-
A	-	-	K2D-FL	2643473 R1	4.81	10.0	FUSEABLE LINK	RUST	210.0	-	X	-
A	-	-	K2B-FL	2643473 R1	4.81	10.0	FUSEABLE LINK	RUST	210.0	-	X	-
A	-	-	VM2C-FL	2643473 R1	4.81	10.0	FUSEABLE LINK	RUST	205.0	-	X	-
A	-	-	VM2A-FL	2643473 R1	4.81	10.0	FUSEABLE LINK	RUST	160.0	-	X	-
A	-	-	VM2B-FL	2643473 R1	4.81	10.0	FUSEABLE LINK	RUST	160.0	-	X	-
A	-	-	VD2A-FL	2643473 R1	4.81	10.0	FUSEABLE LINK	RUST	175.0	-	X	-

Name	Terminal Part Number	V-Min	Name	Wire Part Number	Wire CSA	Wire Spec	Wire Material description	Wire Color Description	Wire Length	End2 Terminal Part Number	End2 Pin Name	End2 Connector
A	-	-	VD2C-FL	2643473 R1	4.81	10.0	FUSEABLE LINK	RUST	175.0	-	X	-
A	-	-	VD2B-FL	2643473 R1	4.81	10.0	FUSEABLE LINK	RUST	175.0	-	X	-

Connector Name	K02-6305-DELCO
Part Number	RING-M-5_0
Instances	LT/RH/LoneStar - X15 - Cranking (Starter) GEN4 BODY CONTROL MODULE W/ Thermal Overcrank - External Switch:Diagram1
Mates	MOT-STARTER-5024-01-03



Name	Terminal Part Number	V-Min	Name	Wire Part Number	Wire CSA	Wire Spec	Wire Material description	Wire Color Description	Wire Length	End2 Terminal Part Number	End2 Pin Name	End2 Connect or
A	-	-	VK17D	2643752 R1	1.16	16.0	Std. Wall XLPE Primary Cable	PINK	750.0	-	A	K02-6316M-DELCO

Connector Name	K02-6305-MITS
Part Number	RING-M-6_0
Instances	LT/RH/LoneStar - X15 - Cranking (Starter) GEN4 BODY CONTROL MODULE W/O Thermal Overcrank Wiring:Diagram1
Mates	MOT-STARTER-5024-01-04



Name	Terminal Part Number	V-Min	Name	Wire Part Number	Wire CSA	Wire Spec	Wire Material description	Wire Color Description	Wire Length	End2 Terminal Part Number	End2 Pin Name	End2 Connect or
A	-	-	VT17	2643752 R1	1.16	16.0	Std. Wall XLPE Primary Cable	PINK	1310.0	-	16	1702

Connector Name	K02-6316M-DELCO
Part Number	2036583C1
Instances	LT/RH/LoneStar - X15 - Cranking (Starter) GEN4 BODY CONTROL MODULE W/ Thermal Overcrank - External Switch:Diagram1
Mates	MOT-STARTER-5024-01-03

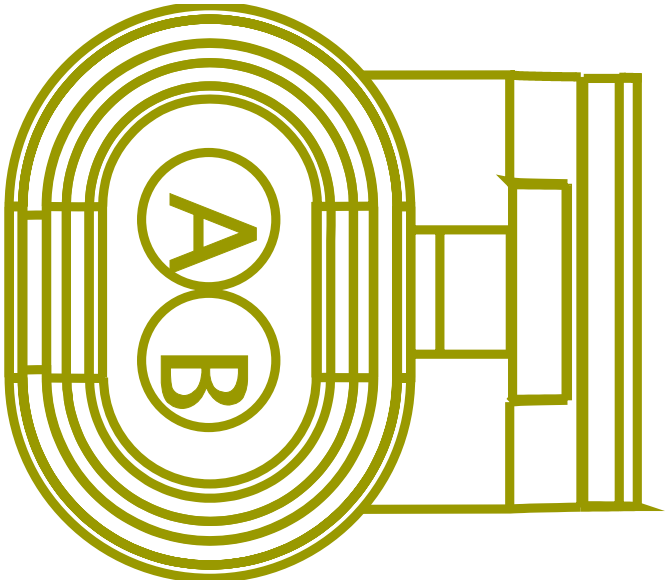

Name	Terminal Part Number	V-Min	Name	Wire Part Number	Wire CSA	Wire Spec	Wire Material description	Wire Color Description	Wire Length	End2 Terminal Part Number	End2 Pin Name	End2 Connect or
A	-	-	VK17D	2643752 R1	1.16	16.0	Std. Wall XLPE Primary Cable	PINK	750.0	-	A	K02-6305-DELCO
B	-	-	VK17	2643752 R1	1.16	16.0	Std. Wall XLPE Primary Cable	PINK	1310.0	-	16	1702

Connector Name	K02-6401
Part Number	1671610C1
Instances	LT/RH/LoneStar - X15 - Coolant Level Monitoring:Diagram1
Mates	SNSR-COOLANT-LEV-5012-05-0 3A

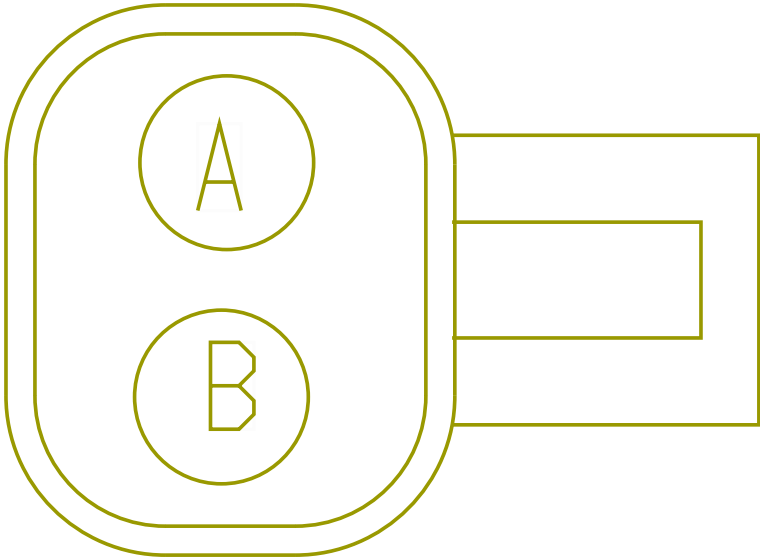

Name	Terminal Part Number	V-Min	Name	Wire Part Number	Wire CSA	Wire Spec	Wire Material description	Wire Color Description	Wire Length	End2 Terminal Part Number	End2 Pin Name	End2 Connect or
A	-	-	KD34	3510330 R1	1.16	16.0	Thin Wall XLPE Primary Cable	TAN	1095.0	-	B	K02-1378
B	-	-	KD34A	3510330 R1	1.16	16.0	Thin Wall XLPE Primary Cable	TAN	1095.0	-	E	K02-1378

Connector Name	K02-6402
Part Number	3662425C1
Instances	LT/RH X15 - Coolant Level Monitoring:Diagram1
Mates	DEV-COOLANT_SENSOR-02

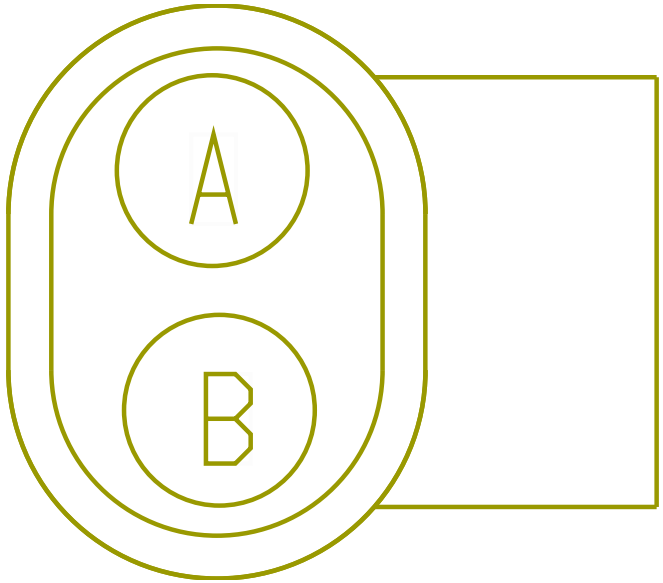

Name	Terminal Part Number	V-Min	Name	Wire Part Number	Wire CSA	Wire Spec	Wire Material description	Wire Color Description	Wire Length	End2 Terminal Part Number	End2 Pin Name	End2 Connect or
A	-	-	GK34A	3510329 R1	0.79	18.0	Thin Wall XLPE Primary Cable	TAN	270.0	-	X	-
B	-	-	GK34-G	3510329 R1	0.79	18.0	Thin Wall XLPE Primary Cable	TAN	2585.0	-	-	-

Connector Name	K02-6550
Part Number	1671610C1
Instances	LT/RH/LoneStar - X15 - Starting Aid (Ether Start):Diagram1
Mates	SO-ETHER_CTRL-VALVE-5022-0 1-01A

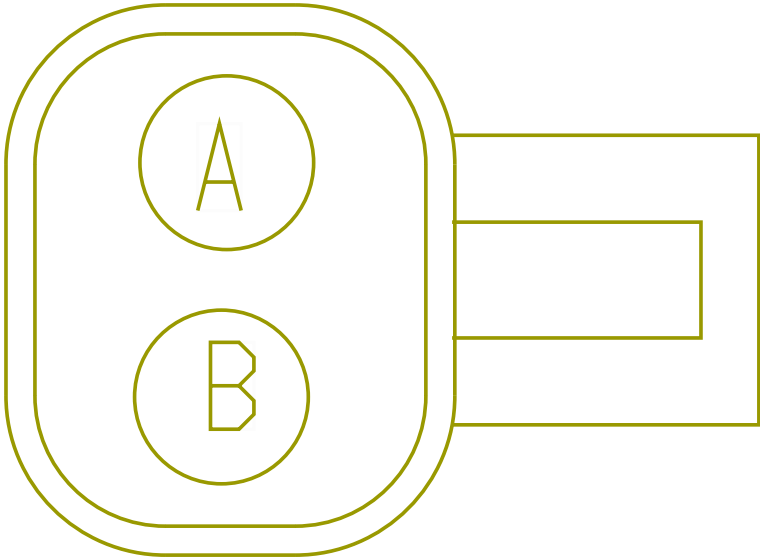

Name	Terminal Part Number	V-Min	Name	Wire Part Number	Wire CSA	Wire Spec	Wire Material description	Wire Color Description	Wire Length	End2 Terminal Part Number	End2 Pin Name	End2 Connect or
A	-	-	KU21	3510330 R1	1.16	16.0	Thin Wall XLPE Primary Cable	TAN	1300.0	-	75	K02-6000 (J2)
B	-	-	KU21A	3510330 R1	1.16	16.0	Thin Wall XLPE Primary Cable	TAN	1300.0	-	76	K02-6000 (J2)

Connector Name	K02-670A
Part Number	3573078C1
Instances	LT/RH/LoneStar - X15 - Selective Catalytic Reduction (SCR):Diagram1 - DEF Tank FT Mtd (674B) and Horizontal Exhaust (670A) LT/RH/LoneStar - X15 - Selective Catalytic Reduction (SCR):Diagram1 - DEF Tank RR Mtd (674) and Horizontal Exhaust (670A)
Mates	DEV-DPF_SENSRTABLE-02



Name	Terminal Part Number	V-Min	Name	Wire Part Number	Wire CSA	Wire Spec	Wire Material description	Wire Color Description	Wire Length	End2 Terminal Part Number	End2 Pin Name	End2 Connector
1	-	-	TP95DVL	4073403 R1	0.53	20.0	TXL 150C	TAN	2305.0	-	53	K02-6000 (J2)
2	-	-	TP95DVH	4073403 R1	0.53	20.0	TXL 150C	TAN	2305.0	-	77	K02-6000 (J2)
3	-	-	TP95BA	4073403 R1	0.53	20.0	TXL 150C	TAN	2305.0	-	41	K02-6000 (J2)
4	-	-	TP95BC	4073403 R1	0.53	20.0	TXL 150C	TAN	2305.0	-	42	K02-6000 (J2)
5	-	-	GP6	-	0.0	18.0	-	TAN	0.0	-	X	-
5	-	-	GM6	2645915 R1	0.79	18.0	TXL 150C	TAN	2155.0	-	X	-
7	-	-	GP95A	-	0.0	20.0	-	TAN	0.0	-	32	K02-6000 (J2)
7	-	-	GP9A	-	0.0	20.0	-	TAN	0.0	-	32	K02-6000 (J2)
7	-	-	GM9	2645915 R1	0.79	18.0	TXL 150C	TAN	2105.0	-	X	-

Name	Terminal Part Number	V-Min	Name	Wire Part Number	Wire CSA	Wire Spec	Wire Material description	Wire Color Description	Wire Length	End2 Terminal Part Number	End2 Pin Name	End2 Connector
8	-	-	TP95K	4073403 R1	0.53	20.0	TXL 150C	TAN	2305.0	-	16	K02-6000 (J2)
9	-	-	-	-	-	-	-	-	-	-	-	-
10	-	-	-	-	-	-	-	-	-	-	-	-
11	-	-	TM10-AH	4085637 R1	3.01	12.0	TXL 150C	WHITE	600.0	-	X	-
11	-	-	TL10-AH	4085637 R1	3.01	12.0	TXL 150C	WHITE	600.0	-	X	-
12	-	-	TM13R2	4085639 R1	3.01	12.0	TXL 150C	PINK	630.0	-	X	-
12	-	-	TL13R2	4085639 R1	3.01	12.0	TXL 150C	PINK	630.0	-	X	-
13	-	-	-	-	-	-	-	-	-	-	-	-
14	-	-	-	-	-	-	-	-	-	-	-	-

Connector Name K02-670B

Part Number 3573078C1

Instances LT/RH/LoneStar - X15 - Selective Catalytic Reduction (SCR):Diagram1 - DEF Tank RR Mtd (674) and Vertical Exhaust (670B)



Name	Terminal Part Number	V-Min	Name	Wire Part Number	Wire CSA	Wire Spec	Wire Material description	Wire Color Description	Wire Length	End2 Terminal Part Number	End2 Pin Name	End2 Connector
1	-	-	TY95DVL	4073403 R1	0.53	20.0	TXL 150C	TAN	4030.0	-	53	K02-6000 (J2)
2	-	-	TY95DVH	4073403 R1	0.53	20.0	TXL 150C	TAN	4030.0	-	77	K02-6000 (J2)
3	-	-	TY95BA	4073403 R1	0.53	20.0	TXL 150C	TAN	4030.0	-	41	K02-6000 (J2)
4	-	-	TY95BC	4073403 R1	0.53	20.0	TXL 150C	TAN	4030.0	-	42	K02-6000 (J2)
5	-	-	GL6	-	0.0	18.0	-	TAN	0.0	-	X	-
5	-	-	GN6	2645915 R1	0.79	18.0	TXL 150C	TAN	3880.0	-	X	-
7	-	-	GL9A	-	0.0	20.0	-	TAN	0.0	-	32	K02-6000 (J2)
7	-	-	GN9	2645915 R1	0.79	18.0	TXL 150C	TAN	3830.0	-	X	-
8	-	-	TY95K	4073403 R1	0.53	20.0	TXL 150C	TAN	4030.0	-	16	K02-6000 (J2)

Name	Terminal Part Number	V-Min	Name	Wire Part Number	Wire CSA	Wire Spec	Wire Material description	Wire Color Description	Wire Length	End2 Terminal Part Number	End2 Pin Name	End2 Connector
9	-	-	-	-	-	-	-	-	-	-	-	-
10	-	-	-	-	-	-	-	-	-	-	-	-
11	-	-	TS10-AH	4085637 R1	3.01	12.0	TXL 150C	WHITE	600.0	-	X	-
12	-	-	TS13R2	4085639 R1	3.01	12.0	TXL 150C	PINK	630.0	-	X	-
13	-	-	-	-	-	-	-	-	-	-	-	-
14	-	-	-	-	-	-	-	-	-	-	-	-

Connector Name	K02-6702
Part Number	3551896C1
Instances	LT/RH/LoneStar X15 - ZVR Splice Packs - 6702 & 6703:Diagram1
Mates	SP-ISX-B000-00-10-K1B



Name	Terminal Part Number	V-Min	Name	Wire Part Number	Wire CSA	Wire Spec	Wire Material description	Wire Color Description	Wire Length	End2 Terminal Part Number	End2 Pin Name	End2 Connect or
A	-	-	YA9AA	3510312 R1	1.16	16.0	Thin Wall XLPE Primary Cable	GREY	1755.0	-	2	1702
B	-	-	YB9AB	3510310 R1	0.53	20.0	Thin Wall XLPE Primary Cable	GREY	1265.0	-	-	-
C	-	-	YC9AAD	2643673 R1	0.79	18.0	Std. Wall XLPE Primary Cable	GREY	3655.0	-	-	-
C	-	-	YG9AAD	2643673 R1	0.79	18.0	Std. Wall XLPE Primary Cable	GREY	3385.0	-	-	-

Name	Terminal Part Number	V-Min	Name	Wire Part Number	Wire CSA	Wire Spec	Wire Material description	Wire Color Description	Wire Length	End2 Terminal Part Number	End2 Pin Name	End2 Connector
C	-	-	YE9AAD	2643673 R1	0.79	18.0	Std. Wall XLPE Primary Cable	GREY	3185.0	-	-	-
D	-	-	KE9AAB	3510311 R1	0.79	18.0	Thin Wall XLPE Primary Cable	GREY	1920.0	-	-	-
E	-	-	KZ9AAC	2643673 R1	0.79	18.0	Std. Wall XLPE Primary Cable	GREY	4155.0	-	-	-

Connector Name	K02-6703
Part Number	3551896C1
Instances	LT/RH/LoneStar X15 - ZVR Splice Packs - 6702 & 6703:Diagram1
Mates	SP-ISX-B000-00-10-K1A



Name	Terminal Part Number	V-Min	Name	Wire Part Number	Wire CSA	Wire Spec	Wire Material description	Wire Color Description	Wire Length	End2 Terminal Part Number	End2 Pin Name	End2 Connect or
A	-	-	KA95G	3510358 R1	0.53	20.0	Thin Wall XLPE Primary Cable	WHITE	645.0	-	-	-
B	-	-	KC41D	3510358 R1	0.53	20.0	Thin Wall XLPE Primary Cable	WHITE	665.0	-	-	-
C	-	-	KY95-GG	2643674 R1	0.79	18.0	Std. Wall XLPE Primary Cable	WHITE	1595.0	-	-	-
C	-	-	GA95-GF	2643764 R1	0.53	20.0	Std. Wall XLPE Primary Cable	WHITE	1495.0	-	-	-

Name	Terminal Part Number	V-Min	Name	Wire Part Number	Wire CSA	Wire Spec	Wire Material description	Wire Color Description	Wire Length	End2 Terminal Part Number	End2 Pin Name	End2 Connector
C	-	-	KJ95-GF	2643764 R1	0.53	20.0	Std. Wall XLPE Primary Cable	WHITE	1545.0	-	-	-
D	-	-	GE44G	3510311 R1	0.79	18.0	Thin Wall XLPE Primary Cable	GREY	985.0	-	-	-
E	-	-	GK34-G	3510329 R1	0.79	18.0	Thin Wall XLPE Primary Cable	TAN	2585.0	-	-	-

Connector Name	K02-7000
Part Number	365876C2
Instances	LT/RH/LoneStar - X15 - Bosch LIL165_LIL200 Alternator W/ Remote Sense W/ Delco Starter:Diagram1-Combination1 LT/RH/LoneStar - X15 - Bosch LIL165_LIL200 Alternator W/ Remote Sense W/ Mitsubishi Starter:Diagram1 LT/RH/LoneStar - X15 - Delco Remy 28SI Alternator W/ Remote Sense W/ Mitsubishi Starter:Diagram1 LT/RH/LoneStar - X15 - Delco Remy 28SI Alternator W/ Remote Sense W/ Mitsubishi Starter:Diagram2 LT/RH/LoneStar - X15 - Delco Remy 28SI Alternator W/ Remote Sense W/ Delco Starter:Diagram1-Combination1 LT/RH/LoneStar - X15 - Delco Remy 28SI Alternator W/ Remote Sense W/ Delco Starter:Diagram1-Combination2 LT/RH/LoneStar - X15 - Delco Remy 36SI Alternator W/ Remote Sense W/ Mitsubishi Starter:Diagram1 LT/RH/LoneStar - X15 - Delco Remy 36SI Alternator W/ Remtoe Sense W/ Delco Starter:Diagram1 LT/RH/LoneStar - X15 - Delco Remy 40SI Alternator W/ Remote Sense W/ Delco Starter:Diagram1-Combination1 LT/RH/LoneStar - X15 - Delco Remy 40SI Alternator W/ Remote Sense W/ Delco Starter:Diagram1-Combination2 LT/RH/LoneStar - X15 - Delco Remy 40SI Alternator W/ Remote Sense W/ Mitsubishi Starter:Diagram1 LT/RH/LoneStar - X15 - Delco Remy 40SI Alternator W/ Remote Sense W/ Mitsubishi Starter:Diagram2 LT/RH/LoneStar - X15 - Leece-Neville - LN 325A Alternator W/ Remote Sense W/ Delco Starter:Diagram1 LT/RH/LoneStar - X15 - Leece-Neville - LN 325A Alternator W/ Remote Sense W/ Mitsubishi Starter:Diagram1 LT/RH/LoneStar - X15 - Leece-Neville AVI160-210A/240A Alternator W/ Remote Sense W/ Delco Starter:Diagram1-Combination1 LT/RH/LoneStar - X15 - Leece-Neville AVI160-210A/240A Alternator W/ Remote Sense W/ Mitsubishi Starter:Diagram1
Mates	DEV-Bosch_LH160_LG200_Alte rnator- 4004-01-01A-6100B

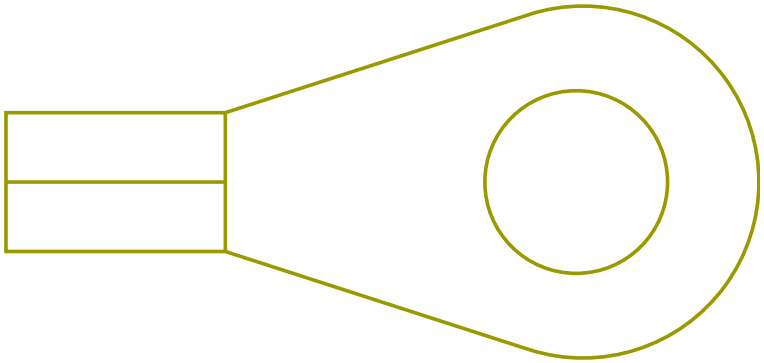

Name	Terminal Part Number	V-Min	Name	Wire Part Number	Wire CSA	Wire Spec	Wire Material description	Wire Color Description	Wire Length	End2 Terminal Part Number	End2 Pin Name	End2 Connect or
A	-	-	JS1A	2643694 R1	1.91	14.0	Std. Wall XLPE Primary Cable	LIGHT BLUE	3755.0	-	B	1F

Connector Name	K02-7105
Part Number	3599542C1
Instances	LT/RH/LoneStar - X15 - Starter Interlock (BCM LSD Controlled w/ Relay)_EATON XMSN:Diagram1 LT/RH/LoneStar - X15 - Transmission Shifter (Universal Shifter - Ultrashift+ & FAS):Diagram1 LT/RH/LoneStar X15 - Transmission (Ultrashift+ w/Body Builder):Diagram1 LT/RH/LoneStar X15 - Ultrashift Plus:Diagram1
Mates	MODU-TCM-A002-11-01A Ultrashift X15

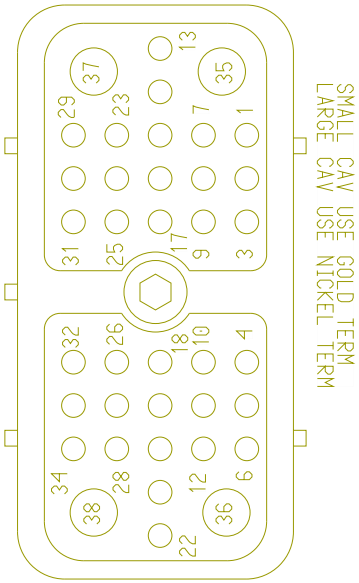

Name	Terminal Part Number	V-Min	Name	Wire Part Number	Wire CSA	Wire Spec	Wire Material description	Wire Color Description	Wire Length	End2 Terminal Part Number	End2 Pin Name	End2 Connector
2	-	-	-	-	-	-	-	-	-	-	-	-
3	-	-	-	-	-	-	-	-	-	-	-	-
4	-	-	KH17-GC	2643794 R1	0.79	18.0	Std. Wall XLPE Primary Cable	PINK	3385.0	-	19	1702
4	-	-	KH17-GC	2643794 R1	0.79	18.0	Std. Wall XLPE Primary Cable	PINK	3385.0	-	-	-
16	-	-	KH92A	2643676 R1	0.79	18.0	Std. Wall XLPE Primary Cable	TAN	2315.0	-	12	1702
16	-	-	KH92A	2643676 R1	0.79	18.0	Std. Wall XLPE Primary Cable	TAN	2315.0	-	-	-

Name	Terminal Part Number	V-Min	Name	Wire Part Number	Wire CSA	Wire Spec	Wire Material description	Wire Color Description	Wire Length	End2 Terminal Part Number	End2 Pin Name	End2 Connector
17	-	-	KH92B	2643676 R1	0.79	18.0	Std. Wall XLPE Primary Cable	TAN	2315.0	-	40	1702
17	-	-	KH92B	2643676 R1	0.79	18.0	Std. Wall XLPE Primary Cable	TAN	2315.0	-	-	-
18	-	-	KH92DP	2643676 R1	0.79	18.0	Std. Wall XLPE Primary Cable	TAN	485.0	-	A	K02-7502
18	-	-	KH92DP	2643676 R1	0.79	18.0	Std. Wall XLPE Primary Cable	TAN	485.0	-	-	-
26	-	-	KH17C	3510324 R1	1.16	16.0	Thin Wall XLPE Primary Cable	PINK	3385.0	-	21	1702
26	-	-	KH17C	3510324 R1	1.16	16.0	Thin Wall XLPE Primary Cable	PINK	3385.0	-	-	-
32	-	-	KH17B	2643794 R1	0.79	18.0	Std. Wall XLPE Primary Cable	PINK	3385.0	-	20	1702
32	-	-	KH17B	2643794 R1	0.79	18.0	Std. Wall XLPE Primary Cable	PINK	3385.0	-	-	-

Name	Terminal Part Number	V-Min	Name	Wire Part Number	Wire CSA	Wire Spec	Wire Material description	Wire Color Description	Wire Length	End2 Terminal Part Number	End2 Pin Name	End2 Connect or
34	-	-	KH92DR	2643676 R1	0.79	18.0	Std. Wall XLPE Primary Cable	TAN	485.0	-	B	K02-7502
34	-	-	KH92DR	2643676 R1	0.79	18.0	Std. Wall XLPE Primary Cable	TAN	485.0	-	-	-
35	-	-	KH13A	2643691 R1	1.91	14.0	Std. Wall XLPE Primary Cable	PINK	3385.0	-	8	1702
36	-	-	KH10-GK	3510362 R1	3.01	12.0	Thin Wall XLPE Primary Cable	WHITE	1995.0	-	X	-
38	-	-	KH14A	3510368 R1	3.01	12.0	Thin Wall XLPE Primary Cable	RED	2465.0	-	-	-

Connector Name	K02-7106-ISX
Part Number	3765544C1
Instances	LT/RH/LoneStar - X15 - Transmission Shifter (Eaton Endurant and Eaton Procision):Diagram1 LT/RH/LoneStar X15 - Endurant Transmission:Diagram1 LT/RH/LoneStar X15 - Transmission I/O (Endurant Pressure Sensor):Diagram1
Mates	MODU-TCM-A002-10-02B Endurant X15

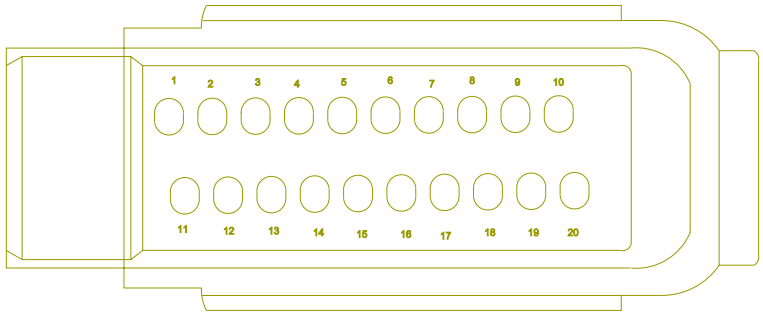

Name	Terminal Part Number	V-Min	Name	Wire Part Number	Wire CSA	Wire Spec	Wire Material description	Wire Color Description	Wire Length	End2 Terminal Part Number	End2 Pin Name	End2 Connector
4	-	-	KL17-GA	3510329 R1	0.79	18.0	Thin Wall XLPE Primary Cable	TAN	2310.0	-	-	-
5	-	-	KL10B	3510294 R1	1.16	16.0	Thin Wall XLPE Primary Cable	BLACK	585.0	-	X	-
6	-	-	KL14A	2643759 R1	0.79	18.0	Std. Wall XLPE Primary Cable	RED	4125.0	-	-	-
7	-	-	KL31A	3510329 R1	0.79	18.0	Thin Wall XLPE Primary Cable	TAN	755.0	-	3	K02-7135

Name	Terminal Part Number	V-Min	Name	Wire Part Number	Wire CSA	Wire Spec	Wire Material description	Wire Color Description	Wire Length	End2 Terminal Part Number	End2 Pin Name	End2 Connector
7	-	-	KL31A	3510329 R1	0.79	18.0	Thin Wall XLPE Primary Cable	TAN	755.0	-	-	-
9	-	-	KL92A	3510329 R1	0.79	18.0	Thin Wall XLPE Primary Cable	TAN	2310.0	-	-	-
9	-	-	KL92A	3510329 R1	0.79	18.0	Thin Wall XLPE Primary Cable	TAN	2310.0	-	21	1702
10	-	-	KL13A	3510324 R1	1.16	16.0	Thin Wall XLPE Primary Cable	PINK	2310.0	-	8	1702
11	-	-	-	-	-	-	-	-	-	-	-	-
12	-	-	-	-	-	-	-	-	-	-	-	-
14	-	-	KL17A	3510353 R1	0.79	18.0	Thin Wall XLPE Primary Cable	DARK BLUE	2310.0	-	-	-
15	-	-	KL10A	3510294 R1	1.16	16.0	Thin Wall XLPE Primary Cable	BLACK	585.0	-	X	-
16	-	-	KL14B	3510366 R1	1.16	16.0	Thin Wall XLPE Primary Cable	RED	2460.0	-	-	-
18	-	-	KL31B	3510329 R1	0.79	18.0	Thin Wall XLPE Primary Cable	TAN	755.0	-	2	K02-7135

Name	Terminal Part Number	V-Min	Name	Wire Part Number	Wire CSA	Wire Spec	Wire Material description	Wire Color Description	Wire Length	End2 Terminal Part Number	End2 Pin Name	End2 Connect or
18	-	-	KL31B	3510329 R1	0.79	18.0	Thin Wall XLPE Primary Cable	TAN	755.0	-	-	-
19	-	-	KL31C	3510329 R1	0.79	18.0	Thin Wall XLPE Primary Cable	TAN	755.0	-	1	K02-7135
19	-	-	KL31C	3510329 R1	0.79	18.0	Thin Wall XLPE Primary Cable	TAN	755.0	-	-	-

Connector Name K02-7107-ISX

Part Number 3765545C1

Instances LT/RH X15 - Backup Light (Dual Reverse LT) Procosion/ Endurant:Diagram1
LT/RH X15 - Backup Light (Dual Reverse LT) Procosion/ Endurant:Diagram2
LT/RH X15 - Backup Light (Single Reverse Light) Endurant:Diagram1
LT/RH X15 - Backup Light (Single Reverse Light) Endurant:Diagram2
LT/RH/LoneStar X15 - Backup Light (Single Reverse Light) Endurant:Diagram1
LT/RH/LoneStar X15 - Backup Light (Single Reverse Light) Endurant:Diagram2
LT/RH/LoneStar X15 - Backup Light Endurant:Diagram1
LT/RH/LoneStar X15 - Backup Light Endurant:Diagram2
LT/RH/LoneStar X15 - Endurant Transmission:Diagram1

Mates MODU-TCM-A002-10-02B Endurant X15

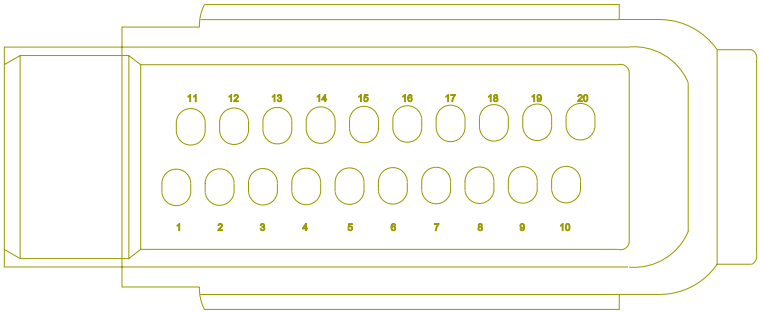

Name	Terminal Part Number	V-Min	Name	Wire Part Number	Wire CSA	Wire Spec	Wire Material description	Wire Color Description	Wire Length	End2 Terminal Part Number	End2 Pin Name	End2 Connect or
1	-	-	KL71K	3510341 R1	0.79	18.0	Thin Wall XLPE Primary Cable	LIGHT BLUE	2350.0	-	7	1702
1	-	-	KL71K	3510341 R1	0.79	18.0	Thin Wall XLPE Primary Cable	LIGHT BLUE	2350.0	-	-	-
2	-	-	KT92#202	3510341 R1	0.79	18.0	Thin Wall XLPE Primary Cable	LIGHT BLUE	2300.0	-	-	-
5	-	-	KP71L	3510317 R1	0.79	18.0	Thin Wall XLPE Primary Cable	ORANGE	2350.0	-	6	1702

Name	Terminal Part Number	V-Min	Name	Wire Part Number	Wire CSA	Wire Spec	Wire Material description	Wire Color Description	Wire Length	End2 Terminal Part Number	End2 Pin Name	End2 Connector
5	-	-	KT71A	3510341 R1	0.79	18.0	Thin Wall XLPE Primary Cable	LIGHT BLUE	1150.0	-	-	-
5	-	-	KP71L	3510317 R1	0.79	18.0	Thin Wall XLPE Primary Cable	ORANGE	2350.0	-	-	-
14	-	-	KT92#214	3510329 R1	0.79	18.0	Thin Wall XLPE Primary Cable	TAN	2300.0	-	-	-
15	-	-	KT92#215	3510329 R1	0.79	18.0	Thin Wall XLPE Primary Cable	TAN	2300.0	-	-	-
16	-	-	KT92#216	3510329 R1	0.79	18.0	Thin Wall XLPE Primary Cable	TAN	2300.0	-	-	-

Connector Name	K02-7135
Part Number	4104389C1
Instances	LT/RH/LoneStar X15 - Transmission I/O (Endurant Pressure Sensor):Diagram1
Mates	SNSR_Fluid_Pessure_5045_07 _01B

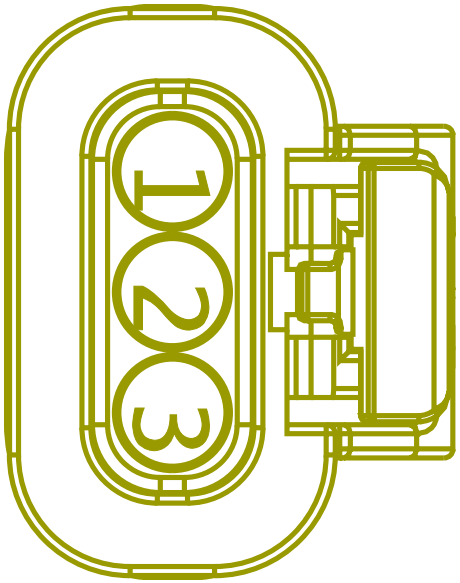

Name	Terminal Part Number	V-Min	Name	Wire Part Number	Wire CSA	Wire Spec	Wire Material description	Wire Color Description	Wire Length	End2 Terminal Part Number	End2 Pin Name	End2 Connector
1	-	-	KL31C	3510329 R1	0.79	18.0	Thin Wall XLPE Primary Cable	TAN	755.0	-	19	K02-7106-ISX
2	-	-	KL31B	3510329 R1	0.79	18.0	Thin Wall XLPE Primary Cable	TAN	755.0	-	18	K02-7106-ISX
3	-	-	KL31A	3510329 R1	0.79	18.0	Thin Wall XLPE Primary Cable	TAN	755.0	-	7	K02-7106-ISX

Connector Name	K02-7303
Part Number	3522068C1
Instances	LT/RH/LoneStar - X15 - Air Flow Restriction Monitoring:Diagram1
Mates	GAUG-AIR_RESTRICTION-5010- 01-01A

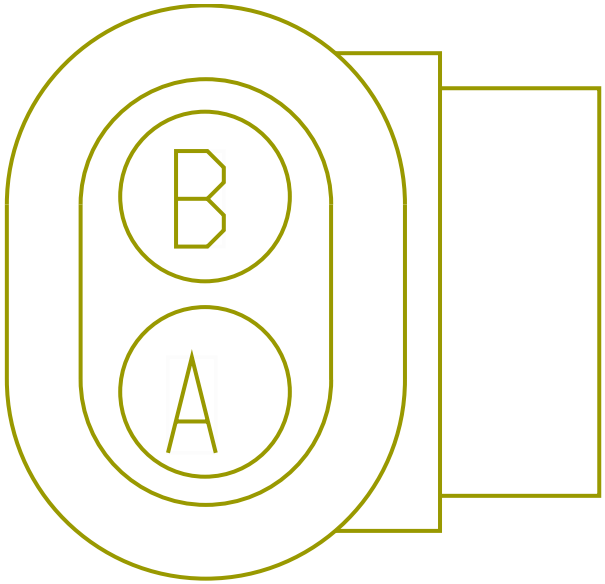

Name	Terminal Part Number	V-Min	Name	Wire Part Number	Wire CSA	Wire Spec	Wire Material description	Wire Color Description	Wire Length	End2 Terminal Part Number	End2 Pin Name	End2 Connect or
A	-	-	KE28	3510329 R1	0.79	18.0	Thin Wall XLPE Primary Cable	TAN	2330.0	-	5	1702
B	-	-	KE9AAB	3510311 R1	0.79	18.0	Thin Wall XLPE Primary Cable	GREY	1920.0	-	-	-

Connector Name K02-7350

Part Number 3755755C1

Instances LT/RH X15 - Backup Light (Dual Reverse Light) Allison-TC10:Diagram1
LT/RH X15 - Backup Light (Dual Reverse Light) Allison-TC10:Diagram2
LT/RH X15 - Backup Light (Reverse Light) Allison TC10:Diagram1
LT/RH X15 - Backup Light (Reverse Light) Allison TC10:Diagram2
LT/RH X15 - Backup Light (Single Reverse Light) Allison TC10:Diagram1
LT/RH X15 - Backup Light (Single Reverse Light) Allison TC10:Diagram2
LT/RH/LoneStar X15 - Backup Light (Single Reverse Light) W/ Allison TC10:Diagram1
LT/RH/LoneStar X15 - Backup Light (Single Reverse Light) W/ Allison TC10:Diagram2
LT/RH/LoneStar X15 - Transmission (TC10 Series A65 w/Body Builder):Diagram1

Mates MODU-TCM-A002-10-00B Allison TC10 X15

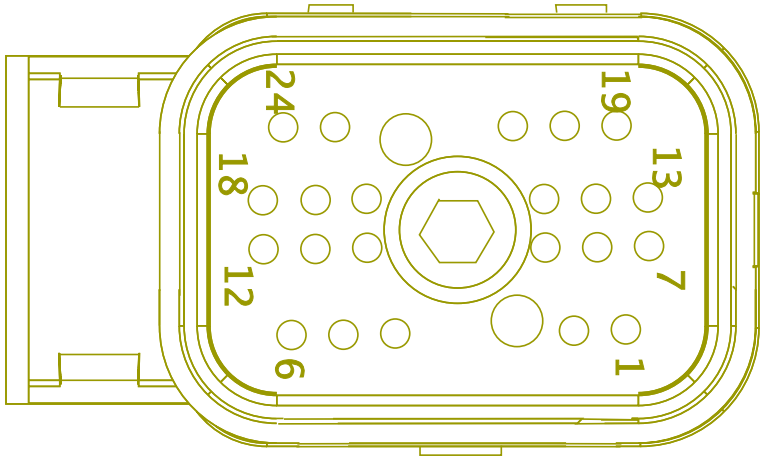

Name	Terminal Part Number	V-Min	Name	Wire Part Number	Wire CSA	Wire Spec	Wire Material description	Wire Color Description	Wire Length	End2 Terminal Part Number	End2 Pin Name	End2 Connector
1	-	-	XT92#101	3510329 R1	0.79	18.0	Thin Wall XLPE Primary Cable	TAN	2305.0	-	H	K01-7207
4	-	-	KV92#165	3510329 R1	0.79	18.0	Thin Wall XLPE Primary Cable	TAN	2355.0	-	7	1702
7	-	-	XT92#107	3510329 R1	0.79	18.0	Thin Wall XLPE Primary Cable	TAN	2305.0	-	B	K01-7207

Name	Terminal Part Number	V-Min	Name	Wire Part Number	Wire CSA	Wire Spec	Wire Material description	Wire Color Description	Wire Length	End2 Terminal Part Number	End2 Pin Name	End2 Connect or
9	-	-	XT92#109	3510329 R1	0.79	18.0	Thin Wall XLPE Primary Cable	TAN	2305.0	-	D	K01-7207
13	-	-	XT92#113	3510329 R1	0.79	18.0	Thin Wall XLPE Primary Cable	TAN	2305.0	-	A	K01-7207
15	-	-	XT92#115	3510329 R1	0.79	18.0	Thin Wall XLPE Primary Cable	TAN	2305.0	-	E	K01-7207

Connector Name	K02-7350
Part Number	3755755C1
Instances	LT/RH/LoneStar X15 - TC10 Series:Diagram1
Mates	MODU-TCM-A002-10-00B Allison TC10 X15

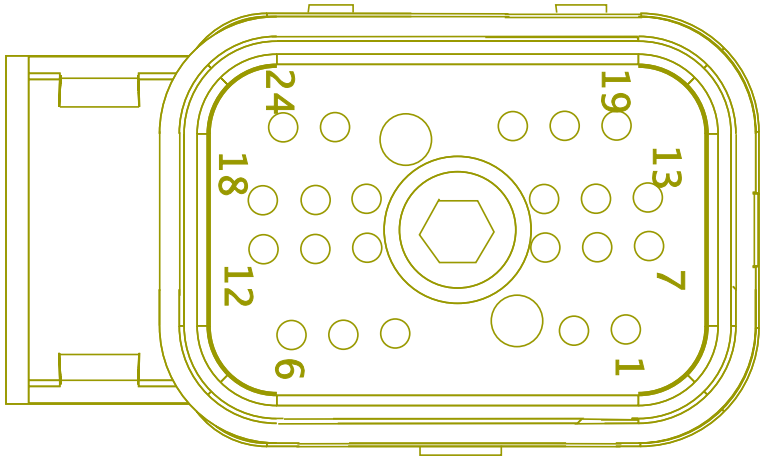

Name	Terminal Part Number	V-Min	Name	Wire Part Number	Wire CSA	Wire Spec	Wire Material description	Wire Color Description	Wire Length	End2 Terminal Part Number	End2 Pin Name	End2 Connector
1	-	-	XT92#101	3510329 R1	0.79	18.0	Thin Wall XLPE Primary Cable	TAN	2305.0	-	-	-
3	-	-	KV92-G	3510362 R1	3.01	12.0	Thin Wall XLPE Primary Cable	WHITE	1430.0	-	-	-
4	-	-	KV92#165	3510329 R1	0.79	18.0	Thin Wall XLPE Primary Cable	TAN	2355.0	-	-	-
6	-	-	-	-	-	-	-	-	-	-	-	-
7	-	-	XT92#107	3510329 R1	0.79	18.0	Thin Wall XLPE Primary Cable	TAN	2305.0	-	-	-

Name	Terminal Part Number	V-Min	Name	Wire Part Number	Wire CSA	Wire Spec	Wire Material description	Wire Color Description	Wire Length	End2 Terminal Part Number	End2 Pin Name	End2 Connect or
9	-	-	XT92#109	3510329 R1	0.79	18.0	Thin Wall XLPE Primary Cable	TAN	2305.0	-	-	-
10	-	-	XY47A125	3510329 R1	0.79	18.0	Thin Wall XLPE Primary Cable	TAN	2805.0	-	-	-
13	-	-	XT92#113	3510329 R1	0.79	18.0	Thin Wall XLPE Primary Cable	TAN	2305.0	-	-	-
15	-	-	XT92#115	3510329 R1	0.79	18.0	Thin Wall XLPE Primary Cable	TAN	2305.0	-	-	-
16	-	-	KV92#163	3510329 R1	0.79	18.0	Thin Wall XLPE Primary Cable	TAN	2355.0	-	8	1702
17	-	-	-	-	-	-	-	-	-	-	-	-
19	-	-	KV92#134	3510329 R1	0.79	18.0	Thin Wall XLPE Primary Cable	TAN	2355.0	-	-	-
20	-	-	KV92#141	3510329 R1	0.79	18.0	Thin Wall XLPE Primary Cable	TAN	2379.0	-	-	-
22	-	-	KV92#110	3510368 R1	3.01	12.0	Thin Wall XLPE Primary Cable	RED	2505.0	-	-	-

Connector Name	K02-7500W
Part Number	1661778C1
Instances	LoneStar - X15 - Body Builder Lighting - (BOC EOF In Cab) (8HAB 8HAE 8HAU) (Manual):Diagram1 LoneStar - X15 - Body Builder Lighting - (BOC EOF In Cab) (8HAB 8HAE 8HAU) (Manual):Diagram2 LT/RH X15 - Backup Lights (Dual Reverse Light) Eaton/Manual Trans:Diagram1 LT/RH X15 - Backup Lights (Dual Reverse Light) Eaton/Manual Trans:Diagram2 LT/RH X15 - Backup Lights (Reverse Light) Eaton/Manual Trans:Diagram1 LT/RH X15 - Backup Lights (Reverse Light) Eaton/Manual Trans:Diagram2 LT/RH X15 - Backup Lights (Reverse Lights) Eaton/Manual Trans:Diagram1 LT/RH X15 - Backup Lights (Reverse Lights) Eaton/Manual Trans:Diagram2 LT/RH X15 - Backup Lights (Single Reverse Light) Eaton/Manual Trans:Diagram1 LT/RH X15 - Backup Lights (Single Reverse Light) Eaton/Manual Trans:Diagram2 LT/RH - X15 - Body Builder Lighting - (BOC EOF In Cab) (8HAB 8HAE 8HAU) (Manual):Diagram1 LT/RH - X15 - Body Builder Lighting - (BOC EOF In Cab) (8HAB 8HAE 8HAU) (Manual):Diagram2 LT/RH/LoneStar - X15 - Work Lights (2 Blunt Cuts Only W/O Relay) W/Backup W/Manual Trans:Diagram1 LT/RH/LoneStar - X15 - Work Lights (2 Blunt Cuts Only W/O Relay) W/Backup W/Manual Trans:Diagram2 LT/RH/LoneStar - X15 - Work Lights - LED W/ Sw Pack - Customer Supplied - Sleeper W/ RKE W/MAN REV:Diagram1 LT/RH/LoneStar - X15 - Work Lights - LED W/ Sw Pack - Customer Supplied - Sleeper W/ RKE W/MAN REV:Diagram2 LT/RH/LoneStar - X15 - Work Lights - LED W/ Sw Pack - Customer Supplied - Sleeper W/O RKE W/MAN REV:Diagram1 LT/RH/LoneStar - X15 - Work Lights - LED W/ Sw Pack - Customer Supplied - Sleeper W/O RKE W/MAN REV:Diagram2 LT/RH/LoneStar - X15 - Work Lights -LED W/ Sw Pack - Sleeper W/ RKE W/MAN REV:Diagram1 LT/RH/LoneStar - X15 - Work Lights -LED W/ Sw Pack - Sleeper W/O RKE W/MAN REV:Diagram1

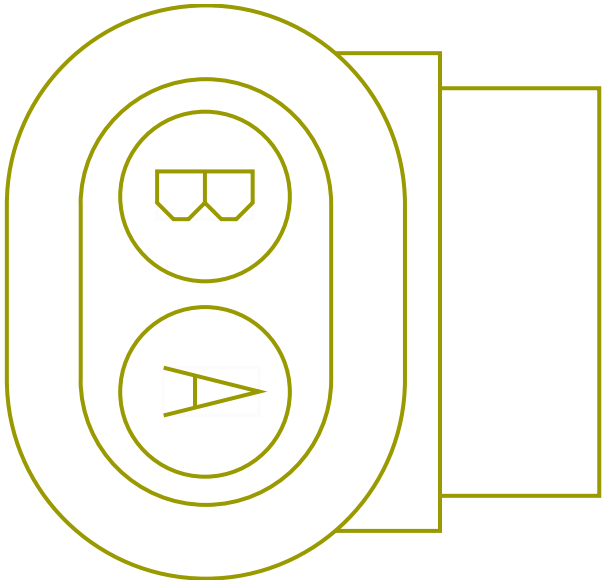

LT/RH/LoneStar - X15 - Work Lights W/ Sw Pack - Customer Supplied W/ RKE W/MAN REV:Diagram1
LT/RH/LoneStar - X15 - Work Lights W/ Sw Pack - Customer Supplied W/ RKE W/MAN REV:Diagram2
LT/RH/LoneStar - X15 - Work Lights W/ Sw Pack - Customer Supplied W/O RKE W/MAN REV:Diagram1
LT/RH/LoneStar X15 - Back-Up Alarm (Manual) and UltraShift +:Diagram1
LT/RH/LoneStar X15 - Back-Up Alarm (Manual) and UltraShift +:Diagram2
LT/RH/LoneStar X15 - Back-Up Alarm (Manual) and UltraShift +:Diagram3
LT/RH/LoneStar X15 - Back-Up Alarm (Manual) and UltraShift +:Diagram4
LT/RH/LoneStar X15 - Back-Up Alarm (Manual) (W/ Tail Light Bar Assy):Diagram1
LT/RH/LoneStar X15 - Back-Up Alarm (Manual) (W/ Tail Light Bar Assy):Diagram2
LT/RH/LoneStar X15 - Backup Lights (Single Reverse Light) Eaton/Manual Trans:Diagram1
LT/RH/LoneStar X15 - Backup Lights (Single Reverse Light) Eaton/Manual Trans:Diagram2
LT/RH/LoneStar X15 - Work Lights LED W/ Sw Pack - Day Cab W/ RKE W/MAN REV:Diagram1
LT/RH/LoneStar X15 - Work Lights LED W/ Sw Pack - Day Cab W/O RKE W/MAN REV:Diagram1

Mates SW-TRANSSWITCH-1023-01-02A

Name	Terminal Part Number	V-Min	Name	Wire Part Number	Wire CSA	Wire Spec	Wire Material description	Wire Color Description	Wire Length	End2 Terminal Part Number	End2 Pin Name	End2 Connector
A	-	-	KW71A	2643682 R1	1.16	16.0	Std. Wall XLPE Primary Cable	ORANGE	2850.0	-	6	1702
B	-	-	KW71B	2643682 R1	1.16	16.0	Std. Wall XLPE Primary Cable	ORANGE	1510.0	-	7	1702

Name	Terminal Part Number	V-Min	Name	Wire Part Number	Wire CSA	Wire Spec	Wire Material description	Wire Color Description	Wire Length	End2 Terminal Part Number	End2 Pin Name	End2 Connect or
B	-	-	KW71B	2643682 R1	1.16	16.0	Std. Wall XLPE Primary Cable	ORANGE	2850.0	-	7	1702

Connector Name	K02-7500W
Part Number	1661778C1
Instances	LT/RH/LoneStar - X15 - Work Lights W/ Sw Pack - Customer Supplied W/O RKE W/MAN REV:Diagram2

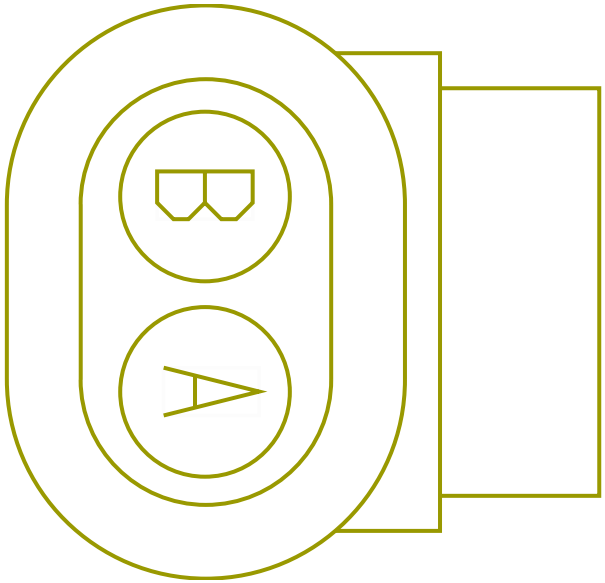

Name	Terminal Part Number	V-Min	Name	Wire Part Number	Wire CSA	Wire Spec	Wire Material description	Wire Color Description	Wire Length	End2 Terminal Part Number	End2 Pin Name	End2 Connect or
B	-	-	KW71B	2643682 R1	1.16	16.0	Std. Wall XLPE Primary Cable	ORANGE	1510.0	-	-	-

Connector Name	K02-7502
Part Number	587567C91
Instances	LT/RH/LoneStar X15 - Transmission (Ultrashift+ w/Body Builder):Diagram1
Mates	CONN-BODY_BUILDER-5045-01- 02A

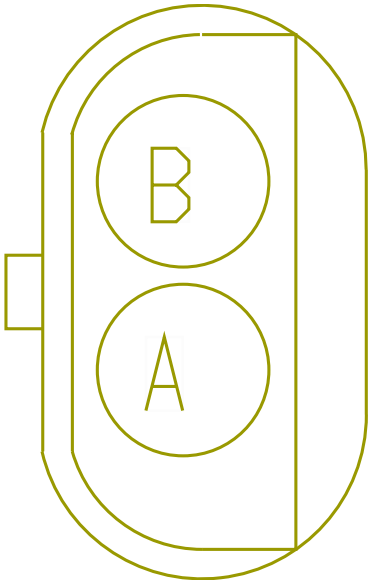

Name	Terminal Part Number	V-Min	Name	Wire Part Number	Wire CSA	Wire Spec	Wire Material description	Wire Color Description	Wire Length	End2 Terminal Part Number	End2 Pin Name	End2 Connect or
A	-	-	KH92DP	2643676 R1	0.79	18.0	Std. Wall XLPE Primary Cable	TAN	485.0	-	18	K02-7105
B	-	-	KH92DR	2643676 R1	0.79	18.0	Std. Wall XLPE Primary Cable	TAN	485.0	-	34	K02-7105

Connector Name	K02-7600
Part Number	3662425C1
Instances	LT/RH/LoneStar - X15 - Vehicle Speedometer System (Manual XMSN):Diagram1
Mates	SNSR-VSS-5055-01-01A

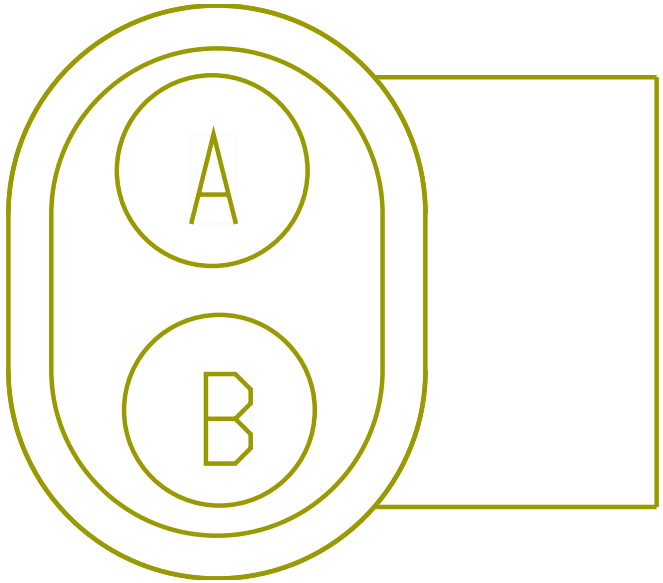

Name	Terminal Part Number	V-Min	Name	Wire Part Number	Wire CSA	Wire Spec	Wire Material description	Wire Color Description	Wire Length	End2 Terminal Part Number	End2 Pin Name	End2 Connect or
A	-	-	KF47B	3510311 R1	0.79	18.0	Thin Wall XLPE Primary Cable	GREY	365.0	-	X	-
B	-	-	KF47A	3510311 R1	0.79	18.0	Thin Wall XLPE Primary Cable	GREY	400.0	-	X	-

Connector Name	K02-7700K
Part Number	3536864C1
Instances	LT/RH/LoneStar - X15 - Transmission Oil Temperature-Manual Trans-Horizon Option 1:Diagram1 LT/RH/LoneStar - X15 - Transmission Oil Temperature-Manual Trans-Horizon Option 2:Diagram1

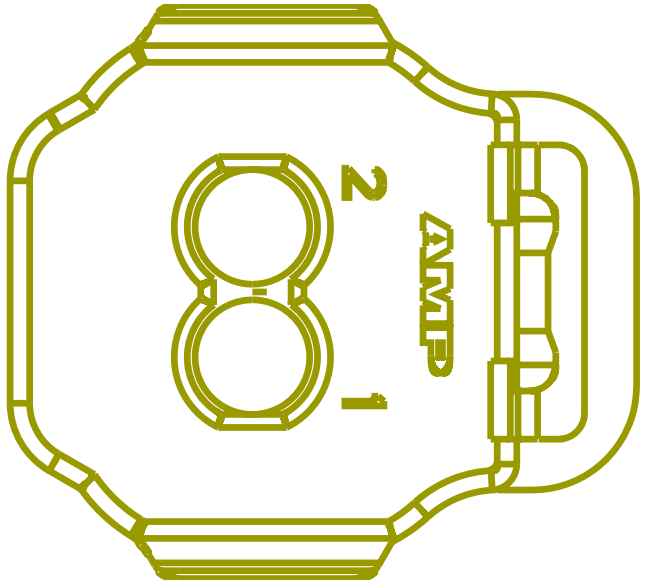

Name	Terminal Part Number	V-Min	Name	Wire Part Number	Wire CSA	Wire Spec	Wire Material description	Wire Color Description	Wire Length	End2 Terminal Part Number	End2 Pin Name	End2 Connect or
1	-	-	KK31	2643676 R1	0.79	18.0	Std. Wall XLPE Primary Cable	TAN	2990.0	-	13	1702
2	-	-	YG9AAD	2643673 R1	0.79	18.0	Std. Wall XLPE Primary Cable	GREY	3385.0	-	-	-

Connector Name	K02-7700M
Part Number	3536864C1
Instances	LT/RH/LoneStar - X15 - Transmission Oil Temperature-Manual Trans-Horizon Option 1:Diagram2 LT/RH/LoneStar - X15 - Transmission Oil Temperature-Manual Trans-Horizon Option 2:Diagram2
Mates	SNSR-TRANS_OIL_TEMP-5046-0 1-01A

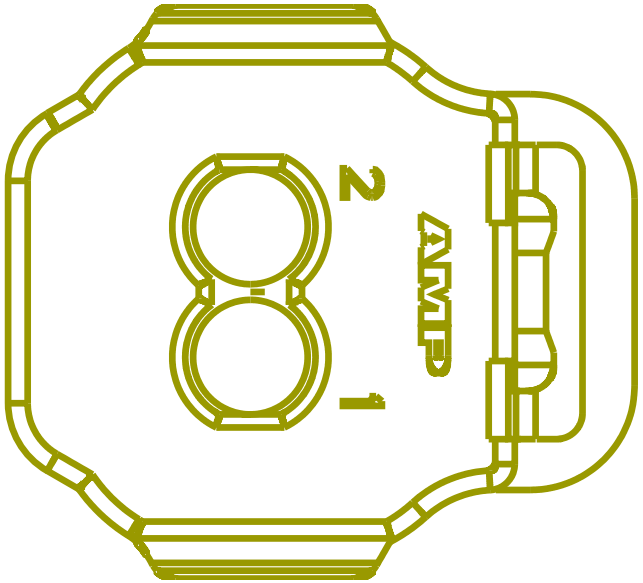

Name	Terminal Part Number	V-Min	Name	Wire Part Number	Wire CSA	Wire Spec	Wire Material description	Wire Color Description	Wire Length	End2 Terminal Part Number	End2 Pin Name	End2 Connect or
1	-	-	XA31	2643676 R1	0.79	18.0	Std. Wall XLPE Primary Cable	TAN	2580.0	-	13	1702
2	-	-	YC9AAD	2643673 R1	0.79	18.0	Std. Wall XLPE Primary Cable	GREY	3655.0	-	-	-

Connector Name	K02-7700T
Part Number	3536864C1
Instances	LT/RH/LoneStar - X15 - Transmission Oil Temperature-Manual Trans-Horizon Option 1:Diagram3 LT/RH/LoneStar - X15 - Transmission Oil Temperature-Manual Trans-Horizon Option 2:Diagram3

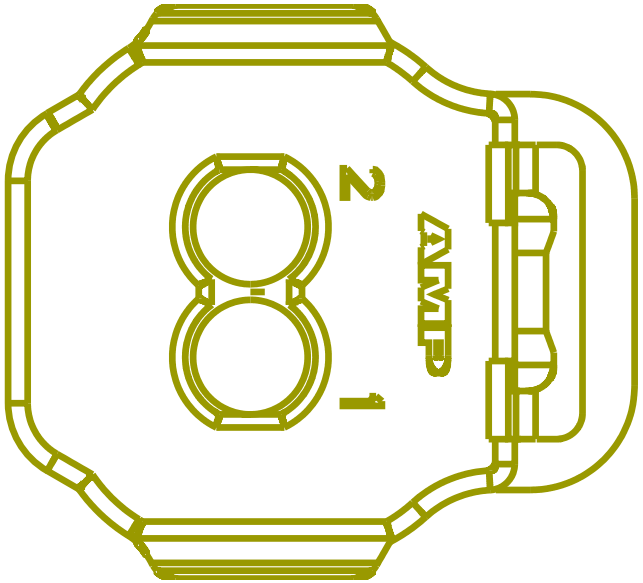

Name	Terminal Part Number	V-Min	Name	Wire Part Number	Wire CSA	Wire Spec	Wire Material description	Wire Color Description	Wire Length	End2 Terminal Part Number	End2 Pin Name	End2 Connect or
1	-	-	TA31	2643676 R1	0.79	18.0	Std. Wall XLPE Primary Cable	TAN	2110.0	-	13	1702
2	-	-	YE9AAD	2643673 R1	0.79	18.0	Std. Wall XLPE Primary Cable	GREY	3185.0	-	-	-

Connector Name	K02-7800
Part Number	BLUNT_SL_VC
Instances	LT/RH/LoneStar - X15 - Transmission Power Take Off:Diagram1 LT/RH/LoneStar - X15 - Transmission Power Take Off Dual PTO with Clutch Interlock MANUAL:Diagram1 LT/RH/LoneStar - X15 - Transmission Power Take Off Dual Solenoid AUTO:Diagram1 LT/RH/LoneStar - X15 - Transmission Power Take Off W/ Clutch Interlock:Diagram1 LT/RH/LoneStar - X15 - Transmission SINGLE Power Take Off MANUAL:Diagram1
Mates	SW-PTOA-BLUNT

Name	Terminal Part Number	V-Min	Name	Wire Part Number	Wire CSA	Wire Spec	Wire Material description	Wire Color Description	Wire Length	End2 Terminal Part Number	End2 Pin Name	End2 Connect or
A	-	-	KM88	2643678 R1	1.16	16.0	Std. Wall XLPE Primary Cable	LIGHT GREEN	3380.0	-	14	1702

Connector Name	K02-7801
Part Number	BLUNT_SL_VC
Instances	LT/RH/LoneStar - X15 - Transmission Power Take Off Dual PTO with Clutch Interlock MANUAL:Diagram1 LT/RH/LoneStar - X15 - Transmission Power Take Off Dual Solenoid AUTO:Diagram1
Mates	SW-PTOB-BLUNT

Name	Terminal Part Number	V-Min	Name	Wire Part Number	Wire CSA	Wire Spec	Wire Material description	Wire Color Description	Wire Length	End2 Terminal Part Number	End2 Pin Name	End2 Connector
A	-	-	KN88A	2643718 R1	0.79	18.0	Std. Wall XLPE Primary Cable	VIOLET	3380.0	-	41	1702

Connector Name	K02-7802
Part Number	3540051C91
Instances	LT/RH/LoneStar - X15 - Starter Interlock (BCM HSD controlled W/ Clutch Switch W/ Auto Start Stop):Diagram1
Mates	SW-TRANS_NEUTRAL-5023-07-0 2A

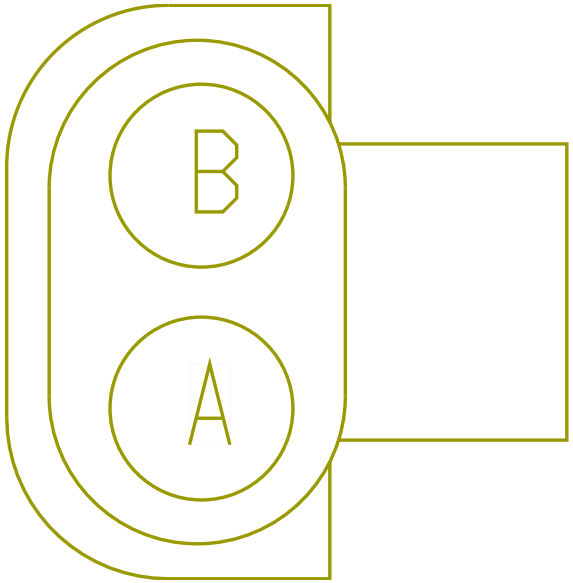

Name	Terminal Part Number	V-Min	Name	Wire Part Number	Wire CSA	Wire Spec	Wire Material description	Wire Color Description	Wire Length	End2 Terminal Part Number	End2 Pin Name	End2 Connect or
A	-	-	WV97J	2643718 R1	0.79	18.0	Std. Wall XLPE Primary Cable	VIOLET	1510.0	-	33	1702
B	-	-	WV97S	2643718 R1	0.79	18.0	Std. Wall XLPE Primary Cable	VIOLET	1510.0	-	32	1702

Connector Name	K02-8500
Part Number	6114576C1
Instances	LT/RH/LoneStar - X15 - Selective Catalytic Reduction (SCR):Diagram1 - DEF Tank FT Mtd (674B) and Horizontal Exhaust (670A) LT/RH/LoneStar - X15 - Selective Catalytic Reduction (SCR):Diagram1 - DEF Tank RR Mtd (674) and Horizontal Exhaust (670A) LT/RH/LoneStar - X15 - Selective Catalytic Reduction (SCR):Diagram1 - DEF Tank RR Mtd (674) and Vertical Exhaust (670B)
Mates	DEV-ISX ENG-5041-02-02A



Name	Terminal Part Number	V-Min	Name	Wire Part Number	Wire CSA	Wire Spec	Wire Material description	Wire Color Description	Wire Length	End2 Terminal Part Number	End2 Pin Name	End2 Connector
1	-	-	TK95H	3510329 R1	0.79	18.0	Thin Wall XLPE Primary Cable	TAN	1170.0	-	3	K02_674B
1	-	-	TJ95H	3510329 R1	0.79	18.0	Thin Wall XLPE Primary Cable	TAN	1890.0	-	3	K02_674_
1	-	-	TJ95AC	3510328 R1	0.53	20.0	Thin Wall XLPE Primary Cable	TAN	1870.0	-	-	-
2	-	-	-	-	-	-	-	-	-	-	-	-
5	-	-	KA95TB	3510311 R1	0.79	18.0	Thin Wall XLPE Primary Cable	GREY	2270.0	-	E10	K02_690

Name	Terminal Part Number	V-Min	Name	Wire Part Number	Wire CSA	Wire Spec	Wire Material description	Wire Color Description	Wire Length	End2 Terminal Part Number	End2 Pin Name	End2 Connector
6	-	-	TM13AB	3510365 R1	0.79	18.0	Thin Wall XLPE Primary Cable	RED	900.0	-	X	-
6	-	-	TL13AB	3510365 R1	0.79	18.0	Thin Wall XLPE Primary Cable	RED	900.0	-	X	-
6	-	-	TS13AB	3510365 R1	0.79	18.0	Thin Wall XLPE Primary Cable	RED	1650.0	-	X	-
8	-	-	TK95AR2	3510365 R1	0.79	18.0	Thin Wall XLPE Primary Cable	RED	960.0	-	X	-
8	-	-	TJ95AR2	3510365 R1	0.79	18.0	Thin Wall XLPE Primary Cable	RED	960.0	-	X	-
9	-	-	-	-	-	-	-	-	-	-	-	-
13	-	-	TM10-GK	3510294 R1	1.16	16.0	Thin Wall XLPE Primary Cable	BLACK	730.0	-	X	-
13	-	-	TL10-GK	3510294 R1	1.16	16.0	Thin Wall XLPE Primary Cable	BLACK	730.0	-	X	-
13	-	-	TS10-GK	3510294 R1	1.16	16.0	Thin Wall XLPE Primary Cable	BLACK	730.0	-	X	-

Connector Name	K02_6400
Part Number	3522068C1
Instances	LT/RH - X15 - Cooling Fan Control (No Fan Override, Cummins):Diagram1 LT/RH/LoneStar - X15 - Cooling Fan Control (Fan Override, Cummins):Diagram1
Mates	DEV-ENGINE_FAN-01-ISX

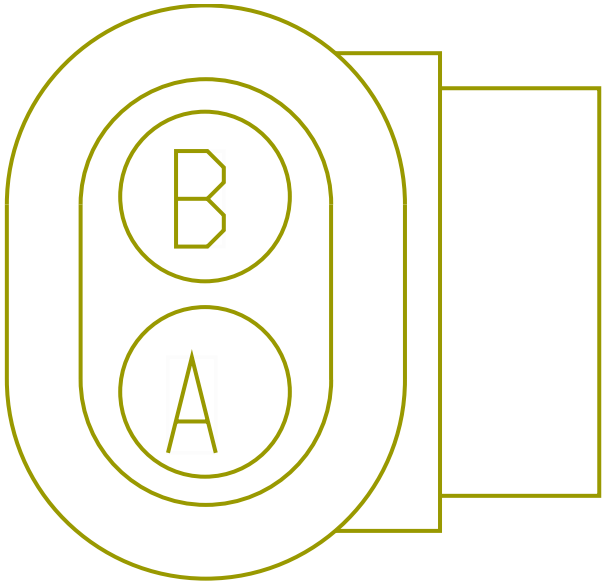

Name	Terminal Part Number	V-Min	Name	Wire Part Number	Wire CSA	Wire Spec	Wire Material description	Wire Color Description	Wire Length	End2 Terminal Part Number	End2 Pin Name	End2 Connect or
A	-	-	TN23	-	0.0	20.0	-	TAN	0.0	-	78	K02-6000 (J2)
B	-	-	TT23-G	-	0.0	20.0	-	TAN	0.0	-	PIN1	-
B	-	-	TW23-G	-	0.0	20.0	-	TAN	0.0	-	PIN1	-

Connector Name	K02_674B
Part Number	6114577C1
Instances	LT/RH/LoneStar - X15 - Selective Catalytic Reduction (SCR):Diagram1 - DEF Tank FT Mtd (674B) and Horizontal Exhaust (670A)
Mates	L01_674_

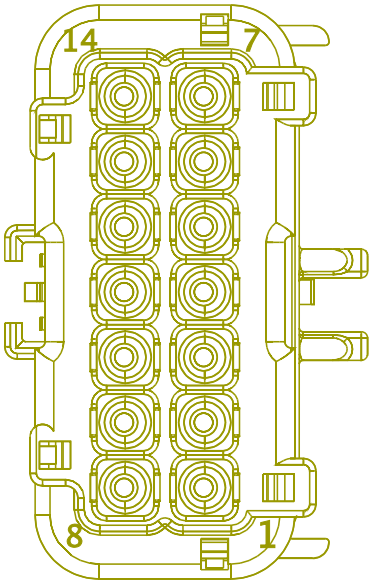

Name	Terminal Part Number	V-Min	Name	Wire Part Number	Wire CSA	Wire Spec	Wire Material description	Wire Color Description	Wire Length	End2 Terminal Part Number	End2 Pin Name	End2 Connector
1	-	-	TW95-GC	-	0.0	14.0	-	TAN	0.0	-	-	-
2	-	-	TK95F	3510328 R1	0.53	20.0	Thin Wall XLPE Primary Cable	TAN	1150.0	-	6	K02-6000 (J2)
3	-	-	TK95H	3510329 R1	0.79	18.0	Thin Wall XLPE Primary Cable	TAN	1170.0	-	1	K02-8500
4	-	-	TK95AR1	3510329 R1	0.79	18.0	Thin Wall XLPE Primary Cable	TAN	210.0	-	X	-
5	-	-	TK95AC	3510328 R1	0.53	20.0	Thin Wall XLPE Primary Cable	TAN	1150.0	-	82	K02-6000 (J2)

Name	Terminal Part Number	V-Min	Name	Wire Part Number	Wire CSA	Wire Spec	Wire Material description	Wire Color Description	Wire Length	End2 Terminal Part Number	End2 Pin Name	End2 Connector
6	-	-	TW95AA	-	0.0	20.0	-	TAN	0.0	-	57	K02-6000 (J2)
11	-	-	TM10-GL	3510359 R1	0.79	18.0	Thin Wall XLPE Primary Cable	WHITE	440.0	-	X	-
12	-	-	TM13AA	3510323 R1	0.79	18.0	Thin Wall XLPE Primary Cable	PINK	270.0	-	X	-

Connector Name	K02_674_
Part Number	6114577C1
Instances	LT/RH/LoneStar - X15 - Selective Catalytic Reduction (SCR):Diagram1 - DEF Tank RR Mtd (674) and Horizontal Exhaust (670A) LT/RH/LoneStar - X15 - Selective Catalytic Reduction (SCR):Diagram1 - DEF Tank RR Mtd (674) and Vertical Exhaust (670B)
Mates	L01_674

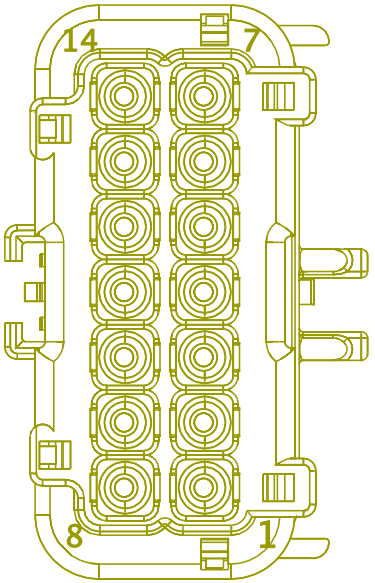

Name	Terminal Part Number	V-Min	Name	Wire Part Number	Wire CSA	Wire Spec	Wire Material description	Wire Color Description	Wire Length	End2 Terminal Part Number	End2 Pin Name	End2 Connector
1	-	-	TT95-GC	-	0.0	14.0	-	TAN	0.0	-	-	-
2	-	-	TJ95F	3510328 R1	0.53	20.0	Thin Wall XLPE Primary Cable	TAN	1870.0	-	6	K02-6000 (J2)
3	-	-	TJ95H	3510329 R1	0.79	18.0	Thin Wall XLPE Primary Cable	TAN	1890.0	-	1	K02-8500
3	-	-	TJ95AC	3510328 R1	0.53	20.0	Thin Wall XLPE Primary Cable	TAN	1870.0	-	-	-
4	-	-	TJ95AR1	3510329 R1	0.79	18.0	Thin Wall XLPE Primary Cable	TAN	930.0	-	X	-

Name	Terminal Part Number	V-Min	Name	Wire Part Number	Wire CSA	Wire Spec	Wire Material description	Wire Color Description	Wire Length	End2 Terminal Part Number	End2 Pin Name	End2 Connector
5	-	-	TJ95AC	3510328 R1	0.53	20.0	Thin Wall XLPE Primary Cable	TAN	1870.0	-	82	K02-6000 (J2)
6	-	-	TT95AA	-	0.0	20.0	-	TAN	0.0	-	57	K02-6000 (J2)
11	-	-	TL10-GL	3510359 R1	0.79	18.0	Thin Wall XLPE Primary Cable	WHITE	1160.0	-	X	-
11	-	-	TS10-GL	3510359 R1	0.79	18.0	Thin Wall XLPE Primary Cable	WHITE	1160.0	-	X	-
12	-	-	TL13AA	3510323 R1	0.79	18.0	Thin Wall XLPE Primary Cable	PINK	990.0	-	X	-
12	-	-	TS13AA	3510323 R1	0.79	18.0	Thin Wall XLPE Primary Cable	PINK	240.0	-	X	-

Connector Name	K02_690
Part Number	3765646C92
Instances	LT/RH/LoneStar - X15 - Selective Catalytic Reduction (SCR):Diagram1 - DEF Tank FT Mtd (674B) and Horizontal Exhaust (670A) LT/RH/LoneStar - X15 - Selective Catalytic Reduction (SCR):Diagram1 - DEF Tank RR Mtd (674) and Horizontal Exhaust (670A) LT/RH/LoneStar - X15 - Selective Catalytic Reduction (SCR):Diagram1 - DEF Tank RR Mtd (674) and Vertical Exhaust (670B)
Mates	Aftertreatment Smart Sensor Relay-R5

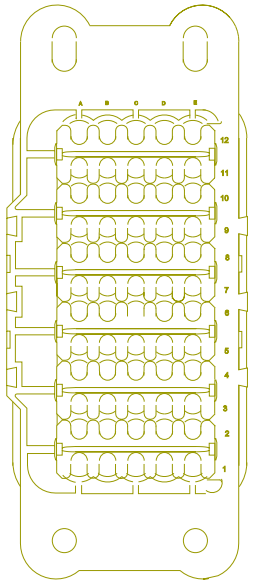

Name	Terminal Part Number	V-Min	Name	Wire Part Number	Wire CSA	Wire Spec	Wire Material description	Wire Color Description	Wire Length	End2 Terminal Part Number	End2 Pin Name	End2 Connector
A10	-	-	KA95P	3510365 R1	0.79	18.0	Thin Wall XLPE Primary Cable	RED	0.0	-	-	-
A12	-	-	KA95SB	3510328 R1	0.53	20.0	Thin Wall XLPE Primary Cable	TAN	1880.0	-	79	K02-6000 (J2)
B10	-	-	TW95E2	3510293 R1	0.79	18.0	Thin Wall XLPE Primary Cable	BLACK	0.0	-	X	-
B10	-	-	TT95E2	3510293 R1	0.79	18.0	Thin Wall XLPE Primary Cable	BLACK	0.0	-	X	-

Name	Terminal Part Number	V-Min	Name	Wire Part Number	Wire CSA	Wire Spec	Wire Material description	Wire Color Description	Wire Length	End2 Terminal Part Number	End2 Pin Name	End2 Connector
B12	-	-	TK95AR3	3510329 R1	0.79	18.0	Thin Wall XLPE Primary Cable	TAN	940.0	-	X	-
B12	-	-	TJ95AR3	3510329 R1	0.79	18.0	Thin Wall XLPE Primary Cable	TAN	940.0	-	X	-
D10	-	-	KA95PA	3510327 R1	4.81	10.0	Thin Wall XLPE Primary Cable	PINK	380.0	-	X	-
D12	-	-	KA95PC	3510323 R1	0.79	18.0	Thin Wall XLPE Primary Cable	PINK	380.0	-	X	-
E10	-	-	KA95TB	3510311 R1	0.79	18.0	Thin Wall XLPE Primary Cable	GREY	2270.0	-	5	K02-8500
E12	-	-	TM95KD	3510369 R1	4.81	10.0	Thin Wall XLPE Primary Cable	RED	1000.0	-	X	-
E12	-	-	TL95KD	3510369 R1	4.81	10.0	Thin Wall XLPE Primary Cable	RED	1000.0	-	X	-
E12	-	-	TS95KD	3510369 R1	4.81	10.0	Thin Wall XLPE Primary Cable	RED	750.0	-	X	-

Connector Name	K02_690_
Part Number	3765646C92
Instances	LT/RH/LoneStar - X15 - Selective Catalytic Reduction (SCR):Diagram2 - DEF Tank FT Mtd (674B) LT/RH/LoneStar - X15 - Selective Catalytic Reduction (SCR):Diagram2 - DEF Tank RR Mtd (674)
Mates	RLY-PRESSURE_HEAT-01

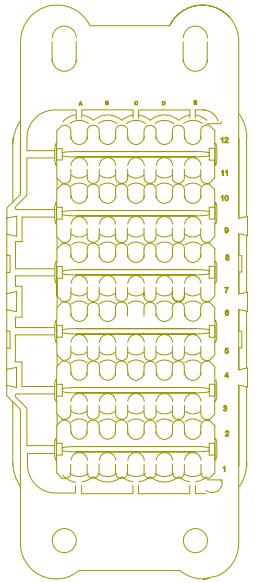

Name	Terminal Part Number	V-Min	Name	Wire Part Number	Wire CSA	Wire Spec	Wire Material description	Wire Color Description	Wire Length	End2 Terminal Part Number	End2 Pin Name	End2 Connect or
A1	-	-	KA95H1	3510323 R1	0.79	18.0	Thin Wall XLPE Primary Cable	PINK	480.0	-	X	-
A3	-	-	KA95H2	3510323 R1	0.79	18.0	Thin Wall XLPE Primary Cable	PINK	480.0	-	X	-
A4	-	-	KA95H3	3510323 R1	0.79	18.0	Thin Wall XLPE Primary Cable	PINK	480.0	-	X	-
A6	-	-	KA95H4	3510323 R1	0.79	18.0	Thin Wall XLPE Primary Cable	PINK	480.0	-	X	-

Name	Terminal Part Number	V-Min	Name	Wire Part Number	Wire CSA	Wire Spec	Wire Material description	Wire Color Description	Wire Length	End2 Terminal Part Number	End2 Pin Name	End2 Connector
A7	-	-	KA95H5	3510323 R1	0.79	18.0	Thin Wall XLPE Primary Cable	PINK	480.0	-	X	-
A9	-	-	KA95H6	3510323 R1	0.79	18.0	Thin Wall XLPE Primary Cable	PINK	480.0	-	X	-
B1	-	-	KA95GBA	3510293 R1	0.79	18.0	Thin Wall XLPE Primary Cable	BLACK	330.0	-	X	-
B3	-	-	TJ95AS3	3510329 R1	0.79	18.0	Thin Wall XLPE Primary Cable	TAN	970.0	-	X	-
B3	-	-	TK95AS3	3510329 R1	0.79	18.0	Thin Wall XLPE Primary Cable	TAN	970.0	-	X	-
B4	-	-	KA95GBB	3510293 R1	0.79	18.0	Thin Wall XLPE Primary Cable	BLACK	330.0	-	X	-
B6	-	-	TJ95AT3	3510329 R1	0.79	18.0	Thin Wall XLPE Primary Cable	TAN	1060.0	-	X	-
B6	-	-	TK95AT3	3510329 R1	0.79	18.0	Thin Wall XLPE Primary Cable	TAN	1060.0	-	X	-

Name	Terminal Part Number	V-Min	Name	Wire Part Number	Wire CSA	Wire Spec	Wire Material description	Wire Color Description	Wire Length	End2 Terminal Part Number	End2 Pin Name	End2 Connect or
B7	-	-	KA95GBD	3510293 R1	0.79	18.0	Thin Wall XLPE Primary Cable	BLACK	530.0	-	X	-
B9	-	-	TJ95AU3	3510329 R1	0.79	18.0	Thin Wall XLPE Primary Cable	TAN	1090.0	-	X	-
B9	-	-	TK95AU3	3510329 R1	0.79	18.0	Thin Wall XLPE Primary Cable	TAN	1090.0	-	X	-

Connector Name	K06_1F
Part Number	3565207C1
Instances	LT/RH - 2021 A26 - Charging System (Delco Remy 28SI Alternator W/ Remote Sense):Diagram1 - Starter:Mitsubishi LT/RH - 2021 A26 - Charging System (Delco Remy 28SI Alternator W/ Remote Sense):Diagram2 - Starter:Delco Remy LT/RH - 2021 A26 - Charging System (Delco Remy 28SI Alternator W/ Remote Sense):Diagram3 - Starter:Leece-Neville LT/RH - 2021 A26 - Charging System (Delco Remy 36SI Alternator W/ Remote Sense):Diagram1 - Starter:Mitsubishi LT/RH - 2021 A26 - Charging System (Delco Remy 36SI Alternator W/ Remote Sense):Diagram2 - Starter:Delco Remy LT/RH - 2021 A26 - Charging System (Delco Remy 36SI Alternator W/ Remote Sense):Diagram3 - Starter:Leece-Neville LT/RH - 2021 A26 - Charging System (Delco Remy 40SI/38SI Alternator W/ Remote Sense):Diagram1 - Starter:Mitsubishi LT/RH - 2021 A26 - Charging System (Delco Remy 40SI/38SI Alternator W/ Remote Sense):Diagram2 - Starter:Delco Remy LT/RH - 2021 A26 - Charging System (Delco Remy 40SI/38SI Alternator W/ Remote Sense):Diagram3 - Starter:Leece-Neville LT/RH - 2021 A26 - Charging System (Leece-Neville - LN 325A Alternator W/ Remote Sense):Diagram1 - Starter:Mitsubishi LT/RH - 2021 A26 - Charging System (Leece-Neville - LN 325A Alternator W/ Remote Sense):Diagram2 - Starter:Delco Remy LT/RH - 2021 A26 - Charging System (Leece-Neville - LN 325A Alternator W/ Remote Sense):Diagram3 - Starter:Leece-Neville LT/RH - 2021 A26 - Charging System (Leece-Neville AVI160-190A/210A/240A Alternator W/ Remote Sense):Diagram1 - Starter:Mitsubishi LT/RH - 2021 A26 - Charging System (Leece-Neville AVI160-190A/210A/240A Alternator W/ Remote Sense):Diagram2 - Starter:Delco Remy LT/RH - 2021 A26 - Charging System (Leece-Neville AVI160-190A/210A/240A Alternator W/ Remote Sense):Diagram3 - Starter:Leece-Neville LT/RH - A26 - Charging System (Bosch LIL165_LIL200 Alternator W/ Remote Sense):Diagram1 - Starter:Mitsubishi LT/RH - A26 - Charging System (Bosch LIL165_LIL200 Alternator W/ Remote Sense):Diagram2 - Starter:Delco Remy LT/RH - A26 - Charging System (Bosch LIL165_LIL200 Alternator W/ Remote Sense):Diagram3 - Starter:Leece-Neville
Mates	CP-Remote_Sense-01

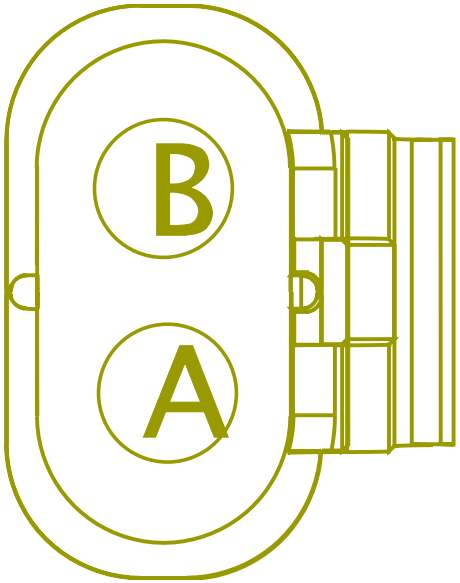

Name	Terminal Part Number	V-Min	Name	Wire Part Number	Wire CSA	Wire Spec	Wire Material description	Wire Color Description	Wire Length	End2 Terminal Part Number	End2 Pin Name	End2 Connector
A	-	-	JS1B	2643692 R1	1.91	14.0	Std. Wall XLPE Primary Cable	TAN	130.0	-	A	K06_7100
A	-	-	JS1B	-	0.0	16.0	-	TAN	0.0	-	A	K06_7100
B	-	-	JS1A	2643694 R1	1.91	14.0	Std. Wall XLPE Primary Cable	LIGHT BLUE	3755.0	-	A	K06_7000
B	-	-	JS1A	-	0.0	16.0	-	LIGHT BLUE	0.0	-	A	K06_7000

Connector Name	K06_1702
Part Number	3595620C1
Instances	LT/RH - 2021 A26 - Heating Ventilation & Air Conditioning (HVAC) (Auto Control head W/PT Transducer N/Low Pressure SW):Diagram1 - HVAC LT/RH - 2021 A26 - Heating Ventilation & Air Conditioning (HVAC) (Manual W/PT Transduce N/Low Pressure SW):Diagram1 - HVAC LT/RH - A26 - Back-Up Alarm (Manual) W/ Tailboard:Diagram1 LT/RH - A26 - Back-Up Alarm (Manual) W/ Tailboard:Diagram2 LT/RH - A26 - Backup Light (Dual Reverse Light)Allison/ZF Trans:Diagram1 LT/RH - A26 - Backup Light (Dual Reverse Light)Allison/ZF Trans:Diagram2 LT/RH - A26 - Backup Light (Dual Reverse LT) - Relay Coil CTRL by TCM - 6 PIN:Diagram1 LT/RH - A26 - Backup Light (Dual Reverse LT) - Relay Coil CTRL by TCM - 6 PIN:Diagram2 LT/RH - A26 - Backup Light (Reverse Light) Allison/ZF Trans:Diagram1 LT/RH - A26 - Backup Light (Single Reverse Light) Procision, Endurant:Diagram1 LT/RH - A26 - Backup Light (Single Reverse Light) W/ Allison:Diagram1 LT/RH - A26 - Backup Light (Single Reverse Light)Yukon AMT:Diagram1 LT/RH - A26 - Backup Lights (Reverse Light) Eaton/Manual Trans:Diagram1 LT/RH - A26 - Backup Lights (Dual Reverse Light) Eaton/Manual Trans:Diagram1 LT/RH - A26 - Backup Lights (Dual Reverse Light) Eaton/Manual Trans:Diagram2 LT/RH - A26 - Backup Lights (Single Reverse Light) Eaton/ Manual Trans-Option 1:Diagram1 - 4x2 LT/RH - A26 - Backup Lights (Single Reverse Light) Eaton/ Manual Trans-Option 1:Diagram2 - 6x4 LT/RH - A26 - Backup Lights (Single Reverse Light) Eaton/ Manual Trans-Option2:Diagram1 LT/RH - A26 - Backup Lights (W/ BB TRLR SKT)Allison/ZF Trans:Diagram1 LT/RH - A26 - Body Builder Lighting - (BOC EOF In Cab) (8HAB 8HAE 8HAU) (Manual):Diagram1

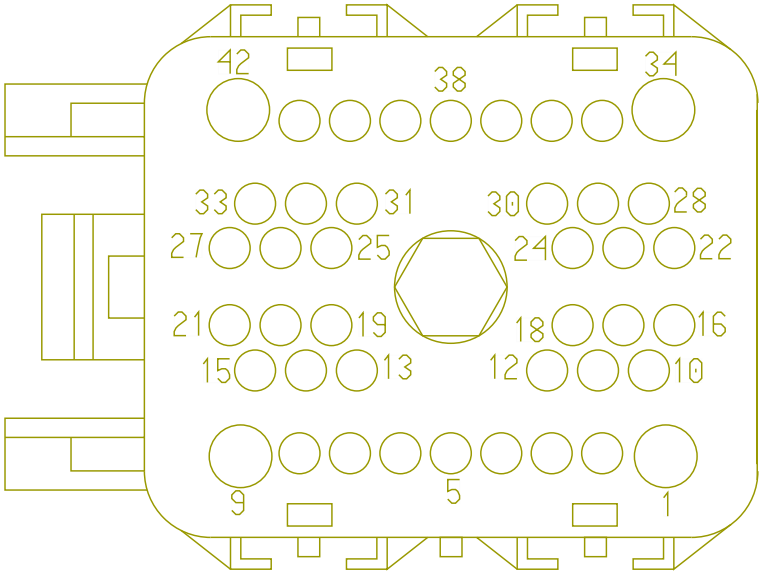

LT/RH - A26 - Body Builder Lighting - (BOC EOF In Cab) (8HAB 8HAE 8HAU) (Manual):Diagram2
LT/RH - A26 - Service Brake Switch (Multiple Service Brake Switch W/ Redundant Switch):Diagram1
LT/RH - A26 - Transmission (Allison 3K):Diagram1
LT/RH - A26 - Transmission (Endurant):Diagram1
LT/RH - A26 - Transmission (Ultrashift + FAS):Diagram1
LT/RH - A26 - Transmission Power Take Off (Dual PTO W/ 42 Parameters & W/ Auto, AMT Trans):Diagram1- W/Endurant Trans
LT/RH - A26 - Transmission Power Take Off (Dual PTO W/ 42 Parameters & W/ Auto, AMT Trans):Diagram2 - N/ Endurant Trans
LT/RH - A26 - Transmission Power Take Off (Single PTO W/ 42 Parameters & W/ Manl Trans):Diagram1
LT/RH - A26 - Transmission Power Take Off (Single PTO W/42 Parameters & W/ Auto, AMT Trans):Diagram1 - W/ Endurant Trans
LT/RH - A26 - Transmission Power Take Off (Single PTO W/42 Parameters & W/ Auto, AMT Trans):Diagram2 - N/ Endurant Trans
LT/RH - Navistar A26 ECM:Diagram1

Mates A02_1702

Name	Terminal Part Number	V-Min	Name	Wire Part Number	Wire CSA	Wire Spec	Wire Material description	Wire Color Description	Wire Length	End2 Terminal Part Number	End2 Pin Name	End2 Connector
2	-	-	KA9AA	3510312 R1	1.16	16.0	Thin Wall XLPE Primary Cable	GREY	689.0	-	-	-
3	-	-	YL6DB	3510310 R1	0.53	20.0	Thin Wall XLPE Primary Cable	GREY	2665.0	-	4	K06_6201P
4	-	-	YL77B	3510298 R1	0.53	20.0	Thin Wall XLPE Primary Cable	LIGHT GREEN	2665.0	-	2	K06_6201P

Name	Terminal Part Number	V-Min	Name	Wire Part Number	Wire CSA	Wire Spec	Wire Material description	Wire Color Description	Wire Length	End2 Terminal Part Number	End2 Pin Name	End2 Connector
6	-	-	KW71A	2643682 R1	1.16	16.0	Std. Wall XLPE Primary Cable	ORANGE	2850.0	-	A	K06_7500W
6	-	-	KP71L	3510317 R1	0.79	18.0	Thin Wall XLPE Primary Cable	ORANGE	2350.0	-	5	K06_7107
6	-	-	SC92#145	3510317 R1	0.79	18.0	Thin Wall XLPE Primary Cable	ORANGE	3555.0	-	45	K06_7150
6	-	-	SD92#145	3510317 R1	0.79	18.0	Thin Wall XLPE Primary Cable	ORANGE	3555.0	-	45	K06_7150
7	-	-	KW71B	2643682 R1	1.16	16.0	Std. Wall XLPE Primary Cable	ORANGE	2850.0	-	B	K06_7500W
7	-	-	TD92#165	3510329 R1	0.79	18.0	Thin Wall XLPE Primary Cable	TAN	3555.0	-	65	K06_7150
7	-	-	KG71K	3510341 R1	0.79	18.0	Thin Wall XLPE Primary Cable	LIGHT BLUE	2810.0	-	1	K06_7107
8	-	-	KG13A	3510323 R1	0.79	18.0	Thin Wall XLPE Primary Cable	PINK	2720.0	-	10	7106

Name	Terminal Part Number	V-Min	Name	Wire Part Number	Wire CSA	Wire Spec	Wire Material description	Wire Color Description	Wire Length	End2 Terminal Part Number	End2 Pin Name	End2 Connector
8	-	-	KH13A	2643691 R1	1.91	14.0	Std. Wall XLPE Primary Cable	PINK	3385.0	-	35	K06_7105A
8	-	-	TD92#163	3510329 R1	0.79	18.0	Thin Wall XLPE Primary Cable	TAN	3555.0	-	63	K06_7150
10	-	-	KA77	3510300 R1	1.16	16.0	Thin Wall XLPE Primary Cable	LIGHT GREEN	2280.0	-	2	K06_6200
12	-	-	TG92A	2643676 R1	0.79	18.0	Std. Wall XLPE Primary Cable	TAN	3385.0	-	16	K06_7105A
14	-	-	KM88	2643678 R1	1.16	16.0	Std. Wall XLPE Primary Cable	LIGHT GREEN	3380.0	-	A	K06_7800
15	-	-	KA41D	-	0.0	18.0	-	WHITE	0.0	-	10	K06_6022 (C2)
18	-	-	KA41E	-	0.0	18.0	-	TAN	0.0	-	28	K06_6022 (C2)
19	-	-	KG17-GA	3510359 R1	0.79	18.0	Thin Wall XLPE Primary Cable	WHITE	2720.0	-	4	7106
19	-	-	KH17-GC	2643794 R1	0.79	18.0	Std. Wall XLPE Primary Cable	PINK	3385.0	-	4	K06_7105A

Name	Terminal Part Number	V-Min	Name	Wire Part Number	Wire CSA	Wire Spec	Wire Material description	Wire Color Description	Wire Length	End2 Terminal Part Number	End2 Pin Name	End2 Connector
19	-	-	TD92#134	3510329 R1	0.79	18.0	Thin Wall XLPE Primary Cable	TAN	3555.0	-	34	K06_7150
20	-	-	KG17A	3510323 R1	0.79	18.0	Thin Wall XLPE Primary Cable	PINK	2720.0	-	14	7106
20	-	-	KH17B	2643794 R1	0.79	18.0	Std. Wall XLPE Primary Cable	PINK	3385.0	-	32	K06_7105A
20	-	-	TD92#141	3510329 R1	0.79	18.0	Thin Wall XLPE Primary Cable	TAN	3555.0	-	41	K06_7150
21	-	-	KG92A	3510329 R1	0.79	18.0	Thin Wall XLPE Primary Cable	TAN	2720.0	-	9	7106
21	-	-	KH17C	3510324 R1	1.16	16.0	Thin Wall XLPE Primary Cable	PINK	3385.0	-	26	K06_7105A
22	-	-	KA97C	3510347 R1	0.79	18.0	Thin Wall XLPE Primary Cable	VIOLET	1375.0	-	17	K06_6023 (C3)
23	-	-	KA97B	3510347 R1	0.79	18.0	Thin Wall XLPE Primary Cable	VIOLET	1375.0	-	1	K06_6023 (C3)

Name	Terminal Part Number	V-Min	Name	Wire Part Number	Wire CSA	Wire Spec	Wire Material description	Wire Color Description	Wire Length	End2 Terminal Part Number	End2 Pin Name	End2 Connector
24	-	-	KA97M	3510346 R1	0.53	20.0	Thin Wall XLPE Primary Cable	VIOLET	1160.0	-	10	K06_6023 (C3)
25	-	-	SJ92DN	2643676 R1	0.79	18.0	Std. Wall XLPE Primary Cable	TAN	3385.0	-	24	K06_7105A
25	-	-	SD92#117	3510329 R1	0.79	18.0	Thin Wall XLPE Primary Cable	TAN	3555.0	-	17	K06_7150
28	-	-	KA99B	3510347 R1	0.79	18.0	Thin Wall XLPE Primary Cable	VIOLET	1375.0	-	9	K06_6023 (C3)
29	-	-	KA97N	3510346 R1	0.53	20.0	Thin Wall XLPE Primary Cable	VIOLET	1160.0	-	2	K06_6023 (C3)
30	-	-	KA97P	3510329 R1	0.79	18.0	Thin Wall XLPE Primary Cable	TAN	1375.0	-	18	K06_6023 (C3)
35	-	-	KA92X33	-	0.0	18.0	-	RED	0.0	-	20	K06_6023 (C3)
36	-	-	KA92X31	-	0.0	18.0	-	RED	0.0	-	29	K06_6023 (C3)
37	-	-	KA13	3510323 R1	0.79	18.0	Thin Wall XLPE Primary Cable	PINK	1375.0	-	36	K06_6024 (C4)

Name	Terminal Part Number	V-Min	Name	Wire Part Number	Wire CSA	Wire Spec	Wire Material description	Wire Color Description	Wire Length	End2 Terminal Part Number	End2 Pin Name	End2 Connector
40	-	-	TG92B	2643676 R1	0.79	18.0	Std. Wall XLPE Primary Cable	TAN	3385.0	-	17	K06_7105A
41	-	-	KN88A	2643718 R1	0.79	18.0	Std. Wall XLPE Primary Cable	VIOLET	3380.0	-	A	K06_7801
42	-	-	YL77CA	-	0.0	18.0	-	LIGHT GREEN	0.0	-	X	-

Connector Name	K06_6021 (C1)
Part Number	4114213C1
Instances	Engine Private J1939 A26:Engine Private J1939 A26 LT/RH - A26 - Engine Electrical I/O (24-Pin Vehicle Interface Connector):Diagram1 LT/RH - A26 - Engine Electrical I/O (24-Pin Vehicle Interface Connector):Diagram2 LT/RH - A26 - Selective Catalytic Reduction (SCR) - (Built 11/01/2021-12/10/2021):Diagram1 LT/RH - A26 - Selective Catalytic Reduction (SCR) - (Built 11/01/2021-12/10/2021):Diagram2 LT/RH - A26 - Selective Catalytic Reduction (SCR) - (Built 12/10/2021-12/31/2022):Diagram1 - DEF Tank FT Mtd (674B) and Horizontal Exhaust (670A) LT/RH - A26 - Selective Catalytic Reduction (SCR) - (Built 12/10/2021-12/31/2022):Diagram1 - DEF Tank RR Mtd (674) and Horizontal Exhaust (670A) LT/RH - A26 - Selective Catalytic Reduction (SCR) - (Built 12/10/2021-12/31/2022):Diagram1 - DEF Tank RR Mtd (674) and Vertical Exhaust (670B) LT/RH - A26 - Selective Catalytic Reduction (SCR) - (Built 12/10/2021-12/31/2022):Diagram2 - DEF Tank FT Mtd (674B) LT/RH - A26 - Selective Catalytic Reduction (SCR) - (Built 12/10/2021-12/31/2022):Diagram2 - DEF Tank RR Mtd (674) LT/RH - Navistar A26 ECM:Diagram1
Mates	MODU-ECM-A001-10-02A_2021 A26



Name	Terminal Part Number	V-Min	Name	Wire Part Number	Wire CSA	Wire Spec	Wire Material description	Wire Color Description	Wire Length	End2 Terminal Part Number	End2 Pin Name	End2 Connector
1	-	-	AK95AB	3510329 R1	0.79	18.0	Thin Wall XLPE Primary Cable	TAN	1460.0	-	6	K06_674B
1	-	-	AJ95AB	3510329 R1	0.79	18.0	Thin Wall XLPE Primary Cable	TAN	2040.0	-	6	K06_674

Name	Terminal Part Number	V-Min	Name	Wire Part Number	Wire CSA	Wire Spec	Wire Material description	Wire Color Description	Wire Length	End2 Terminal Part Number	End2 Pin Name	End2 Connector
1	-	-	AJ95AB	3510329 R1	0.79	18.0	Thin Wall XLPE Primary Cable	TAN	2040.0	-	-	-
1	-	-	AK95AB	3510329 R1	0.79	18.0	Thin Wall XLPE Primary Cable	TAN	1460.0	-	-	-
2	-	-	AK95F	3510329 R1	0.79	18.0	Thin Wall XLPE Primary Cable	TAN	1460.0	-	2	K06_674B
2	-	-	AJ95F	3510329 R1	0.79	18.0	Thin Wall XLPE Primary Cable	TAN	2040.0	-	2	K06_674
2	-	-	AJ95F	3510329 R1	0.79	18.0	Thin Wall XLPE Primary Cable	TAN	2040.0	-	-	-
2	-	-	AK95F	3510329 R1	0.79	18.0	Thin Wall XLPE Primary Cable	TAN	1460.0	-	-	-
3	-	-	KA95GBE	3510330 R1	1.16	16.0	Thin Wall XLPE Primary Cable	TAN	1480.0	-	X	-
3	-	-	KA95GBE	3510330 R1	1.16	16.0	Thin Wall XLPE Primary Cable	TAN	1480.0	-	-	-

Name	Terminal Part Number	V-Min	Name	Wire Part Number	Wire CSA	Wire Spec	Wire Material description	Wire Color Description	Wire Length	End2 Terminal Part Number	End2 Pin Name	End2 Connector
5	-	-	AK95AR2	3510365 R1	0.79	18.0	Thin Wall XLPE Primary Cable	RED	1250.0	-	4	K06_674B
5	-	-	AJ95AR2	3510365 R1	0.79	18.0	Thin Wall XLPE Primary Cable	RED	1250.0	-	4	K06_674
5	-	-	AJ95AR2	3510365 R1	0.79	18.0	Thin Wall XLPE Primary Cable	RED	1250.0	-	-	-
5	-	-	AK95AR2	3510365 R1	0.79	18.0	Thin Wall XLPE Primary Cable	RED	1250.0	-	-	-
6	-	-	KA95H8	-	0.0	18.0	-	PINK	0.0	-	X	-
6	-	-	KA95GBE	3510330 R1	1.16	16.0	Thin Wall XLPE Primary Cable	TAN	1480.0	-	PIN1	-
6	-	-	KA95H8	-	0.0	18.0	-	PINK	0.0	-	-	-
7	-	-	AP95DVL	4073403 R1	0.53	20.0	TXL 150C	TAN	2795.0	-	1	K06_670A
7	-	-	AY95DVL	4073403 R1	0.53	20.0	TXL 150C	TAN	2670.0	-	1	K06_670B
7	-	-	AP95DVL	4073403 R1	0.53	20.0	TXL 150C	TAN	2795.0	-	-	-
7	-	-	AY95DVL	4073403 R1	0.53	20.0	TXL 150C	TAN	2670.0	-	-	-
9	-	-	AK95GE	-	0.0	18.0	-	TAN	0.0	-	5	K06_674B
9	-	-	AJ95GE	-	0.0	18.0	-	TAN	0.0	-	5	K06_674
9	-	-	AJ95GE	-	0.0	18.0	-	TAN	0.0	-	-	-

Name	Terminal Part Number	V-Min	Name	Wire Part Number	Wire CSA	Wire Spec	Wire Material description	Wire Color Description	Wire Length	End2 Terminal Part Number	End2 Pin Name	End2 Connector
9	-	-	AK95GE	-	0.0	18.0	-	TAN	0.0	-	-	-
10	-	-	AP95DVH	4073403 R1	0.53	20.0	TXL 150C	TAN	2795.0	-	2	K06_670A
10	-	-	AY95DVH	4073403 R1	0.53	20.0	TXL 150C	TAN	2670.0	-	2	K06_670B
10	-	-	AP95DVH	4073403 R1	0.53	20.0	TXL 150C	TAN	2795.0	-	-	-
10	-	-	AY95DVH	4073403 R1	0.53	20.0	TXL 150C	TAN	2670.0	-	-	-
17	-	-	AK95E	3510328 R1	0.53	20.0	Thin Wall XLPE Primary Cable	TAN	1610.0	-	1	K06_674B
17	-	-	AJ95E	3510328 R1	0.53	20.0	Thin Wall XLPE Primary Cable	TAN	2190.0	-	1	K06_674
17	-	-	AJ95E	3510328 R1	0.53	20.0	Thin Wall XLPE Primary Cable	TAN	2190.0	-	-	-
17	-	-	AK95E	3510328 R1	0.53	20.0	Thin Wall XLPE Primary Cable	TAN	1610.0	-	-	-
19	-	-	WIRE480 604	-	0.0	-	-	-	0.0	-	PIN1	-
19	-	-	AY5B(+)	3510335 R1	0.79	18.0	Thin Wall XLPE Primary Cable	YELLOW 2	736.0	-	X	-
19	-	-	-	-	-	-	-	-	-	-	-	-
20	-	-	WIRE480 608	-	0.0	-	-	-	0.0	-	PIN1	-

Name	Terminal Part Number	V-Min	Name	Wire Part Number	Wire CSA	Wire Spec	Wire Material description	Wire Color Description	Wire Length	End2 Terminal Part Number	End2 Pin Name	End2 Connector
20	-	-	AY5B(-)	-	0.79	18.0	Thin Wall XLPE Primary Cable	GREEN	736.0	-	PIN1	-
20	-	-	-	-	-	-	-	-	-	-	-	-
22	-	-	AK95H	3510329 R1	0.79	18.0	Thin Wall XLPE Primary Cable	TAN	1460.0	-	3	K06_674B
22	-	-	AJ95H	3510329 R1	0.79	18.0	Thin Wall XLPE Primary Cable	TAN	2040.0	-	3	K06_674
22	-	-	AJ95H	3510329 R1	0.79	18.0	Thin Wall XLPE Primary Cable	TAN	2040.0	-	-	-
22	-	-	AK95H	3510329 R1	0.79	18.0	Thin Wall XLPE Primary Cable	TAN	1460.0	-	-	-
23	-	-	AP95DA	-	0.0	18.0	-	TAN	0.0	-	5	K06_670A
23	-	-	AY95DA	-	0.0	18.0	-	TAN	0.0	-	5	K06_670B
23	-	-	AP95DA	-	0.0	18.0	-	TAN	0.0	-	-	-
23	-	-	AY95DA	-	0.0	18.0	-	TAN	0.0	-	-	-
25	-	-	AP9	4073403 R1	0.53	20.0	TXL 150C	TAN	2485.0	-	7	K06_670A
25	-	-	AY9	4073403 R1	0.53	20.0	TXL 150C	TAN	2360.0	-	7	K06_670B
25	-	-	AP9	4073403 R1	0.53	20.0	TXL 150C	TAN	2485.0	-	-	-
25	-	-	AY9	4073403 R1	0.53	20.0	TXL 150C	TAN	2360.0	-	-	-

Name	Terminal Part Number	V-Min	Name	Wire Part Number	Wire CSA	Wire Spec	Wire Material description	Wire Color Description	Wire Length	End2 Terminal Part Number	End2 Pin Name	End2 Connector
28	-	-	AP95K	2645915 R1	0.79	18.0	TXL 150C	TAN	2645.0	-	8	K06_670A
28	-	-	AY95K	2645915 R1	0.79	18.0	TXL 150C	TAN	2520.0	-	8	K06_670B
28	-	-	AP95K	2645915 R1	0.79	18.0	TXL 150C	TAN	2645.0	-	-	-
28	-	-	AY95K	2645915 R1	0.79	18.0	TXL 150C	TAN	2520.0	-	-	-
29	-	-	AP95BA	2645915 R1	0.79	18.0	TXL 150C	TAN	2645.0	-	3	K06_670A
29	-	-	AY95BA	2645915 R1	0.79	18.0	TXL 150C	TAN	2520.0	-	3	K06_670B
29	-	-	AP95BA	2645915 R1	0.79	18.0	TXL 150C	TAN	2645.0	-	-	-
29	-	-	AY95BA	2645915 R1	0.79	18.0	TXL 150C	TAN	2520.0	-	-	-
30	-	-	AP95BC	2645915 R1	0.79	18.0	TXL 150C	TAN	2645.0	-	4	K06_670A
30	-	-	AY95BC	2645915 R1	0.79	18.0	TXL 150C	TAN	2520.0	-	4	K06_670B
30	-	-	AP95BC	2645915 R1	0.79	18.0	TXL 150C	TAN	2645.0	-	-	-
30	-	-	AY95BC	2645915 R1	0.79	18.0	TXL 150C	TAN	2520.0	-	-	-

Connector Name	K06_6022 (C2)
Part Number	4114212C1
Instances	LT/RH - A26 - Ambient Temperature (Mirror Sensor):Diagram1 LT/RH - A26 - Coolant Level Monitoring (No CLA Module):Diagram1 LT/RH - A26 - Engine Electrical I/O (24-Pin Vehicle Interface Connector):Diagram1 LT/RH - A26 - Powertrain Body Builder Connector (A26 Engine MD1 N/Ultrashift TCM):Diagram1 LT/RH - A26 - Selective Catalytic Reduction (SCR) - (Built 11/01/2021-12/10/2021):Diagram1 LT/RH - A26 - Selective Catalytic Reduction (SCR) - (Built 11/01/2021-12/10/2021):Diagram2 LT/RH - A26 - Selective Catalytic Reduction (SCR) - (Built 12/10/2021-12/31/2022):Diagram1 - DEF Tank FT Mtd (674B) and Horizontal Exhaust (670A) LT/RH - A26 - Selective Catalytic Reduction (SCR) - (Built 12/10/2021-12/31/2022):Diagram1 - DEF Tank RR Mtd (674) and Horizontal Exhaust (670A) LT/RH - A26 - Selective Catalytic Reduction (SCR) - (Built 12/10/2021-12/31/2022):Diagram1 - DEF Tank RR Mtd (674) and Vertical Exhaust (670B) LT/RH - A26 - Selective Catalytic Reduction (SCR) - (Built 12/10/2021-12/31/2022):Diagram2 - DEF Tank FT Mtd (674B) LT/RH - A26 - Selective Catalytic Reduction (SCR) - (Built 12/10/2021-12/31/2022):Diagram2 - DEF Tank RR Mtd (674) LT/RH - A26 - Starting Aid (Flame Start W/MD1 ECM):Diagram1 LT/RH - A26 - Water In Fuel (WIF) Davco W/ Heater:Diagram1 LT/RH - A26 - Water In Fuel (WIF) Racor N/ Heater:Diagram1 LT/RH - Navistar A26 ECM:Diagram1
Mates	MODU-ECM-A001-10-02A_2021 A26

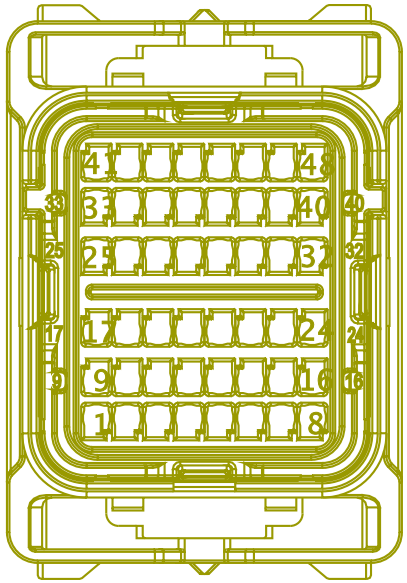

Name	Terminal Part Number	V-Min	Name	Wire Part Number	Wire CSA	Wire Spec	Wire Material description	Wire Color Description	Wire Length	End2 Terminal Part Number	End2 Pin Name	End2 Connector
4	-	-	VA95W	3510329 R1	0.79	18.0	Thin Wall XLPE Primary Cable	TAN	1320.0	-	1	K01-1874

Name	Terminal Part Number	V-Min	Name	Wire Part Number	Wire CSA	Wire Spec	Wire Material description	Wire Color Description	Wire Length	End2 Terminal Part Number	End2 Pin Name	End2 Connector
4	-	-	VA95W	3510329 R1	0.79	18.0	Thin Wall XLPE Primary Cable	TAN	1320.0	-	-	-
4	-	-	VE95W	3510329 R1	0.79	18.0	Thin Wall XLPE Primary Cable	TAN	1670.0	-	-	-
4	-	-	VE95W	3510329 R1	0.79	18.0	Thin Wall XLPE Primary Cable	TAN	1670.0	-	1	K01-1874C
8	-	-	CC95GC	2643718 R1	0.79	18.0	Std. Wall XLPE Primary Cable	VIOLET	1430.0	-	2	K06_6104
8	-	-	CC95GC	2643718 R1	0.79	18.0	Std. Wall XLPE Primary Cable	VIOLET	1430.0	-	-	-
10	-	-	KA41D	-	0.0	18.0	-	WHITE	0.0	-	15	1702
10	-	-	KA41D	-	0.0	18.0	-	WHITE	0.0	-	15	K06_1702
18	-	-	KA95TB	3510311 R1	0.79	18.0	Thin Wall XLPE Primary Cable	GREY	2270.0	-	B10	690
18	-	-	KA95TB	3510311 R1	0.79	18.0	Thin Wall XLPE Primary Cable	GREY	2270.0	-	B10	K06_690
18	-	-	KA95TB	3510311 R1	0.79	18.0	Thin Wall XLPE Primary Cable	GREY	2270.0	-	-	-

Name	Terminal Part Number	V-Min	Name	Wire Part Number	Wire CSA	Wire Spec	Wire Material description	Wire Color Description	Wire Length	End2 Terminal Part Number	End2 Pin Name	End2 Connector
20	-	-	AK95AT2	3510329 R1	0.79	18.0	Thin Wall XLPE Primary Cable	TAN	1130.0	-	PIN1	-
20	-	-	AJ95AT2	3510329 R1	0.79	18.0	Thin Wall XLPE Primary Cable	TAN	1130.0	-	X	-
20	-	-	AK95T2	-	0.0	18.0	-	TAN	0.0	-	PIN1	-
20	-	-	AJ95AT2	3510329 R1	0.79	18.0	Thin Wall XLPE Primary Cable	TAN	1130.0	-	-	-
20	-	-	AK95AT2	3510329 R1	0.79	18.0	Thin Wall XLPE Primary Cable	TAN	1130.0	-	-	-
24	-	-	CC99D	3510347 R1	0.79	18.0	Thin Wall XLPE Primary Cable	VIOLET	1640.0	-	1	K06_6104
24	-	-	CC99D	3510347 R1	0.79	18.0	Thin Wall XLPE Primary Cable	VIOLET	1640.0	-	-	-
28	-	-	KA41E	-	0.0	18.0	-	TAN	0.0	-	18	1702
28	-	-	KA41E	-	0.0	18.0	-	TAN	0.0	-	18	K06_1702
35	-	-	KB34D	3510329 R1	0.79	18.0	Thin Wall XLPE Primary Cable	TAN	2605.0	-	A	K06_6401
35	-	-	KB34D	3510329 R1	0.79	18.0	Thin Wall XLPE Primary Cable	TAN	2605.0	-	-	-

Name	Terminal Part Number	V-Min	Name	Wire Part Number	Wire CSA	Wire Spec	Wire Material description	Wire Color Description	Wire Length	End2 Terminal Part Number	End2 Pin Name	End2 Connector
38	-	-	KA30F	3510329 R1	0.79	18.0	Thin Wall XLPE Primary Cable	TAN	1057.0	-	19	K06_6033A
38	-	-	KA30F	3510329 R1	0.79	18.0	Thin Wall XLPE Primary Cable	TAN	1057.0	-	-	-
40	-	-	KB34B	3510329 R1	0.79	18.0	Thin Wall XLPE Primary Cable	TAN	2175.0	-	B	K06_6401
40	-	-	KB34B	3510329 R1	0.79	18.0	Thin Wall XLPE Primary Cable	TAN	2175.0	-	-	-
41	-	-	KA30E	3510329 R1	0.79	18.0	Thin Wall XLPE Primary Cable	TAN	1057.0	-	18	K06_6033A
41	-	-	KA30E	3510329 R1	0.79	18.0	Thin Wall XLPE Primary Cable	TAN	1057.0	-	-	-
42	-	-	VA95-GF	3510359 R1	0.79	18.0	Thin Wall XLPE Primary Cable	WHITE	1750.0	-	2	K01-1874
42	-	-	VA95-GF	3510359 R1	0.79	18.0	Thin Wall XLPE Primary Cable	WHITE	1750.0	-	-	-

Name	Terminal Part Number	V-Min	Name	Wire Part Number	Wire CSA	Wire Spec	Wire Material description	Wire Color Description	Wire Length	End2 Terminal Part Number	End2 Pin Name	End2 Connect or
42	-	-	VE95-GF	3510359 R1	0.79	18.0	Thin Wall XLPE Primary Cable	WHITE	2100.0	-	-	-
42	-	-	VE95-GF	3510359 R1	0.79	18.0	Thin Wall XLPE Primary Cable	WHITE	2100.0	-	2	K01-187 4C
43	-	-	KA95PB	3510327 R1	4.81	10.0	Thin Wall XLPE Primary Cable	PINK	380.0	-	A12	690
43	-	-	KA95PB	3510327 R1	4.81	10.0	Thin Wall XLPE Primary Cable	PINK	380.0	-	A12	K06_690
43	-	-	KA95FB	-	0.0	18.0	-	GREY	0.0	-	A12	K06_690
43	-	-	KA95PB	3510327 R1	4.81	10.0	Thin Wall XLPE Primary Cable	PINK	380.0	-	-	-
44	-	-	KJ92ERO	-	0.0	18.0	-	TAN	0.0	-	J	4705
44	-	-	KJ92ERO	-	0.0	18.0	-	TAN	0.0	-	-	-

Connector Name	K06_6023 (C3)
Part Number	4114211C1
Instances	LT/RH - A26 - Engine Electrical I/O (24-Pin Vehicle Interface Connector):Diagram1 LT/RH - A26 - Powertrain Body Builder Connector (A26 Engine MD1 N/Ultrashift TCM):Diagram1 LT/RH - A26 - Service Brake Switch (Multiple Service Brake Switch W/ Redundant Switch):Diagram1 LT/RH - Navistar A26 ECM:Diagram1
Mates	MODU-ECM-A001-10-02A_2021 A26

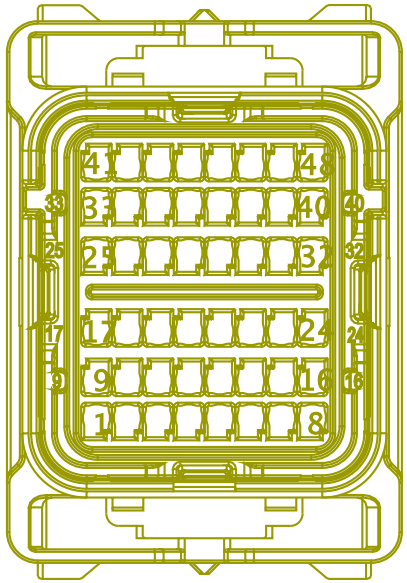

Name	Terminal Part Number	V-Min	Name	Wire Part Number	Wire CSA	Wire Spec	Wire Material description	Wire Color Description	Wire Length	End2 Terminal Part Number	End2 Pin Name	End2 Connector
1	-	-	KA97B	3510347 R1	0.79	18.0	Thin Wall XLPE Primary Cable	VIOLET	1375.0	-	23	K06_1702
2	-	-	KA97N	3510346 R1	0.53	20.0	Thin Wall XLPE Primary Cable	VIOLET	1160.0	-	29	K06_1702
6	-	-	KJ92RSL	-	0.0	18.0	-	TAN	0.0	-	E	4706
6	-	-	KJ92RSL	-	0.0	18.0	-	TAN	0.0	-	-	-
7	-	-	SG92A11	3510329 R1	0.79	18.0	Thin Wall XLPE Primary Cable	TAN	1025.0	-	B	4705
7	-	-	SG92A11	3510329 R1	0.79	18.0	Thin Wall XLPE Primary Cable	TAN	1025.0	-	-	-

Name	Terminal Part Number	V-Min	Name	Wire Part Number	Wire CSA	Wire Spec	Wire Material description	Wire Color Description	Wire Length	End2 Terminal Part Number	End2 Pin Name	End2 Connector
7	-	-	SJ92A18	3510329 R1	0.79	18.0	Thin Wall XLPE Primary Cable	TAN	1225.0	-	-	-
8	-	-	KJ92RVAR	-	0.0	18.0	-	TAN	0.0	-	C	4705
8	-	-	KJ92RVAR	-	0.0	18.0	-	TAN	0.0	-	-	-
9	-	-	KA99B	3510347 R1	0.79	18.0	Thin Wall XLPE Primary Cable	VIOLET	1375.0	-	28	K06_1702
10	-	-	KA97M	3510346 R1	0.53	20.0	Thin Wall XLPE Primary Cable	VIOLET	1160.0	-	24	K06_1702
11	-	-	KJ92VRAPP	-	0.0	18.0	-	TAN	0.0	-	B	4706
11	-	-	KJ92VRAPP	-	0.0	18.0	-	TAN	0.0	-	-	-
13	-	-	KJ92RAPP	-	0.0	18.0	-	TAN	0.0	-	A	4706
13	-	-	KJ92RAPP	-	0.0	18.0	-	TAN	0.0	-	-	-
15	-	-	KJ92CTO	-	0.0	18.0	-	TAN	0.0	-	G	4705
15	-	-	KJ92CTO	-	0.0	18.0	-	TAN	0.0	-	-	-
17	-	-	KA97C	3510347 R1	0.79	18.0	Thin Wall XLPE Primary Cable	VIOLET	1375.0	-	22	K06_1702
18	-	-	KA97P	3510329 R1	0.79	18.0	Thin Wall XLPE Primary Cable	TAN	1375.0	-	30	K06_1702
20	-	-	KA92X33	-	0.0	18.0	-	RED	0.0	-	35	K06_1702

Name	Terminal Part Number	V-Min	Name	Wire Part Number	Wire CSA	Wire Spec	Wire Material description	Wire Color Description	Wire Length	End2 Terminal Part Number	End2 Pin Name	End2 Connector
21	-	-	SG92A3	3510329 R1	0.79	18.0	Thin Wall XLPE Primary Cable	TAN	595.0	-	C	4706
21	-	-	SG92A3	3510329 R1	0.79	18.0	Thin Wall XLPE Primary Cable	TAN	595.0	-	-	-
22	-	-	KA30D	3510329 R1	0.79	18.0	Thin Wall XLPE Primary Cable	TAN	972.0	-	23	K06_6033A
22	-	-	KA30D	3510329 R1	0.79	18.0	Thin Wall XLPE Primary Cable	TAN	972.0	-	-	-
23	-	-	KJ92AWL	-	0.0	18.0	-	TAN	0.0	-	D	4706
23	-	-	KJ92AWL	-	0.0	18.0	-	TAN	0.0	-	-	-
24	-	-	KJ92WTSL	-	0.0	18.0	-	TAN	0.0	-	F	4706
24	-	-	KJ92WTSL	-	0.0	18.0	-	TAN	0.0	-	-	-
25	-	-	KJ92RPAS	-	0.0	18.0	-	TAN	0.0	-	J	4706
25	-	-	KJ92RPAS	-	0.0	18.0	-	TAN	0.0	-	-	-
26	-	-	KJ92CCSS	-	0.0	18.0	-	TAN	0.0	-	D	4705
26	-	-	KJ92CCSS	-	0.0	18.0	-	TAN	0.0	-	-	-
27	-	-	KJ92XCS	-	0.0	18.0	-	TAN	0.0	-	G	4706
27	-	-	KJ92XCS	-	0.0	18.0	-	TAN	0.0	-	-	-
28	-	-	KJ92AESS	-	0.0	18.0	-	TAN	0.0	-	H	4706
28	-	-	KJ92AESS	-	0.0	18.0	-	TAN	0.0	-	-	-
29	-	-	KA92X31	-	0.0	18.0	-	RED	0.0	-	36	K06_1702
32	-	-	KJ92DBS2	-	0.0	18.0	-	TAN	0.0	-	A	4705
32	-	-	KJ92DBS2	-	0.0	18.0	-	TAN	0.0	-	-	-

Name	Terminal Part Number	V-Min	Name	Wire Part Number	Wire CSA	Wire Spec	Wire Material description	Wire Color Description	Wire Length	End2 Terminal Part Number	End2 Pin Name	End2 Connector
36	-	-	KJ92CCRS	-	0.0	18.0	-	TAN	0.0	-	E	4705
36	-	-	KJ92CCRS	-	0.0	18.0	-	TAN	0.0	-	-	-
40	-	-	KA30A	3510329 R1	0.79	18.0	Thin Wall XLPE Primary Cable	TAN	972.0	-	20	K06_6033A
40	-	-	KA30A	3510329 R1	0.79	18.0	Thin Wall XLPE Primary Cable	TAN	972.0	-	-	-
42	-	-	KA30B	3510329 R1	0.79	18.0	Thin Wall XLPE Primary Cable	TAN	972.0	-	21	K06_6033A
42	-	-	KA30B	3510329 R1	0.79	18.0	Thin Wall XLPE Primary Cable	TAN	972.0	-	-	-
43	-	-	KA95YL	3510335 R1	0.79	18.0	Thin Wall XLPE Primary Cable	YELLOW 2	972.0	-	6	K06_6033A
43	-	-	KA95YL	3510335 R1	0.79	18.0	Thin Wall XLPE Primary Cable	YELLOW 2	972.0	-	-	-
44	-	-	KA95GN	-	0.79	18.0	Thin Wall XLPE Primary Cable	GREEN	972.0	-	8	K06_6033A
44	-	-	KA95GN	-	0.79	18.0	Thin Wall XLPE Primary Cable	GREEN	972.0	-	-	-
45	-	-	KJ92DBS1	-	0.0	18.0	-	TAN	0.0	-	K	4706

Name	Terminal Part Number	V-Min	Name	Wire Part Number	Wire CSA	Wire Spec	Wire Material description	Wire Color Description	Wire Length	End2 Terminal Part Number	End2 Pin Name	End2 Connector
45	-	-	KJ92DBS1	-	0.0	18.0	-	TAN	0.0	-	-	-
47	-	-	KA30C	3510329 R1	0.79	18.0	Thin Wall XLPE Primary Cable	TAN	972.0	-	22	K06_6033A
47	-	-	KA30C	3510329 R1	0.79	18.0	Thin Wall XLPE Primary Cable	TAN	972.0	-	-	-

Connector Name	K06_6024 (C4)
Part Number	4114210C1
Instances	Diagnostic Proprietary J1939 A26:Diagnostic Proprietary J1939 A26 Engine LT/RH - 2021 A26 - Heating Ventilation & Air Conditioning (HVAC) (Auto Control head W/PT Transducer N/Low Pressure SW):Diagram1 - HVAC LT/RH - 2021 A26 - Heating Ventilation & Air Conditioning (HVAC) (Manual W/PT Transduce N/Low Pressure SW):Diagram1 - HVAC LT/RH - A26 - Ambient Temperature (Mirror Sensor):Diagram1 LT/RH - A26 - Auto Start Stop and Sleeper Auto Climate Cab Temp Oil Mapping (Manual Trans):Diagram1 LT/RH - A26 - Auto Start Stop Battery Oil Temp Mapping Manual Trans:Diagram1 LT/RH - A26 - Auto Start Stop with Sleeper Auto Climate Cab Temp Oil Mapping (Auto Trans):Diagram1 LT/RH - A26 - Coolant Level Monitoring (No CLA Module):Diagram1 LT/RH - A26 - Cooling Fan Control (Fan Override):Diagram1 LT/RH - A26 - Cooling Fan Control (No Fan Override):Diagram1 LT/RH - A26 - DEF Economy Monitor (Cluster):Diagram1 LT/RH - A26 - DPF Regen Switch Only:Diagram1 LT/RH - A26 - DPF With Monostable Inhibit Switch:Diagram1 LT/RH - A26 - DPF With/ Bi-Stable Inhibit Switch:Diagram1 LT/RH - A26 - Engine Electrical I/O (24-Pin Vehicle Interface Connector):Diagram1 LT/RH - A26 - Engine Electrical I/O (24-Pin Vehicle Interface Connector):Diagram2 LT/RH - A26 - High Exhaust System Temperature (HEST) Monitoring:Diagram1 LT/RH - A26 - Powertrain Body Builder Connector (A26 Engine MD1 N/Ultrashift TCM):Diagram1 LT/RH - A26 - Selective Catalytic Reduction (SCR) - (Built 11/01/2021-12/10/2021):Diagram1 LT/RH - A26 - Selective Catalytic Reduction (SCR) - (Built 11/01/2021-12/10/2021):Diagram2 LT/RH - A26 - Selective Catalytic Reduction (SCR) - (Built 12/10/2021-12/31/2022):Diagram1 - DEF Tank FT Mtd (674B) and Horizontal Exhaust (670A) LT/RH - A26 - Selective Catalytic Reduction (SCR) - (Built 12/10/2021-12/31/2022):Diagram1 - DEF Tank RR Mtd (674) and Horizontal Exhaust (670A)



LT/RH - A26 - Selective Catalytic Reduction (SCR) - (Built 12/10/2021-12/31/2022):Diagram1 - DEF Tank RR Mtd (674) and Vertical Exhaust (670B)
LT/RH - A26 - Selective Catalytic Reduction (SCR) - (Built 12/10/2021-12/31/2022):Diagram2 - DEF Tank FT Mtd (674B)
LT/RH - A26 - Selective Catalytic Reduction (SCR) - (Built 12/10/2021-12/31/2022):Diagram2 - DEF Tank RR Mtd (674)
LT/RH - A26 - Service Brake Switch (Multiple Service Brake Switch W/ Redundant Switch):Diagram1
LT/RH - A26 - Starting Aid (Flame Start W/MD1 ECM):Diagram1
LT/RH - A26 - Transmission Power Take Off (Dual PTO W/ 42 Parameters & W/ Auto, AMT Trans):Diagram1- W/Endurant Trans
LT/RH - A26 - Transmission Power Take Off (Dual PTO W/ 42 Parameters & W/ Auto, AMT Trans):Diagram2 - N/ Endurant Trans
LT/RH - A26 - Transmission Power Take Off (Dual PTO W/ 42 Parameters & W/ Manual Trans):Diagram1
LT/RH - A26 - Transmission Power Take Off (Single PTO W/ 42 Parameters & W/ Manl Trans):Diagram1
LT/RH - A26 - Transmission Power Take Off (Single PTO W/42 Parameters & W/ Auto, AMT Trans):Diagram1 - W/ Endurant Trans
LT/RH - A26 - Transmission Power Take Off (Single PTO W/42 Parameters & W/ Auto, AMT Trans):Diagram2 - N/ Endurant Trans
LT/RH - A26 - Vehicle Speedometer System (VSS wired to VIC):Diagram1
LT/RH - A26 - Water In Fuel (WIF) Davco W/ Heater:Diagram1
LT/RH - A26 - Water In Fuel (WIF) Racor N/ Heater:Diagram1
LT/RH - Navistar A26 ECM:Diagram1
LT/RH - X15/A26 - 10 PIN ClockSpring:Diagram1
LT/RH - X15/A26 - Adaptive Cruise Control w/o Display (Bendix):Diagram1
LT/RH - X15/A26 - Adaptive Cruise Control w/o Display (Wabco):Diagram1
LT/RH - X15/A26 - Engine Oil Level Monitoring (CA2.0):Diagram1
LT/RH - X15/A26 - Intake Manifold Pressure AUX gauge:Diagram1
LT/RH - X15/A26 - Lane Departure Warning - (Wabco OnLane 2.0 w/ roof speakers):Diagram1
LT/RH - X15/A26 - Lane Departure Warning - (Wabco OnLane 2.0 w/ tweeter):Diagram1

LT/RH - X15/A26 - Park Brake Control (Monitoring) (W/Vehicle Speed):Diagram1
LT/RH - X15/A26 - Steering Performance:Diagram1
LT/RH - X15/A26 - Windshield Wipers Cruise Disable & Park Brake W/Wipers ON:Diagram1
LT/RH - X15/A26 - Windshield Wipers Cruise Disable W/Wipers ON:Diagram1
LT/RH A26 - Transmission I/O (Endurant Pressure Sensor):Diagram1
LT/RH A26 - X15/A26 - Up Shift Indicator (CA 2.0):Diagram1
LT/RH/LoneStar - X15 - DEF Economy Monitor (GEN IV Cluster w/ Cummins ENG):Diagram1
LT/RH/LoneStar - X15 - Transmission Power Take Off Dual PTO with Clutch Interlock MANUAL:Diagram1
LT/RH/LoneStar - X15 - Transmission Power Take Off Dual Solenoid AUTO:Diagram1
LT/RH/LoneStar - X15 - Transmission Power Take Off W/ Clutch Interlock:Diagram1
LT/RH/LoneStar - X15 - Transmission SINGLE Power Take Off MANUAL:Diagram1
LT/RH/LoneStar - X15/A26 - 2 Driver Controlled Locking Differential - FR & RR Axle (DANA):Diagram1
LT/RH/LoneStar - X15/A26 - 2 Driver Controlled Locking Differential - FR & RR Axle (MERITOR):Diagram1
LT/RH/LoneStar - X15/A26 - Adjustable Engine Speed Control (PTO) 4-pin Clockspring:Diagram1
LT/RH/LoneStar - X15/A26 - Adjustable Engine Speed Control (PTO) 10-PIN ClockSpring:Diagram1
LT/RH/LoneStar - X15/A26 - Analytic Cruise Control:Diagram1
LT/RH/LoneStar - X15/A26 - Brake Switch:Diagram1
LT/RH/LoneStar - X15/A26 - Coolant Temperature Monitoring (J1939 Comm):Diagram1
LT/RH/LoneStar - X15/A26 - Driver Controlled Locking Differential - FR & RR Axle (DANA):Diagram1
LT/RH/LoneStar - X15/A26 - Driver Controlled Locking Differential - FR & RR Axle (MERITOR):Diagram1
LT/RH/LoneStar - X15/A26 - Driver Controlled Locking Differential - FR (MERITOR):Diagram1
LT/RH/LoneStar - X15/A26 - Driver Controlled Locking Differential - RR Axle (DANA):Diagram1
LT/RH/LoneStar - X15/A26 - Driver Controlled Locking Differential - RR Axle (DANA):Diagram2
LT/RH/LoneStar - X15/A26 - Driver Controlled Locking Differential - RR Axle (MERITOR):Diagram1

LT/RH/LoneStar - X15/A26 - Driver Controlled Locking Differential - RR Axle (MERITOR):Diagram2
LT/RH/LoneStar - X15/A26 - Engine Brake (CA2.0; Mux Switch):Diagram1
LT/RH/LoneStar - X15/A26 - Engine Brake (CA2.0; Stalk Shifter):Diagram1
LT/RH/LoneStar - X15/A26 - Engine Idle Increment/Decrement (Steering Wheel Switch - 4 Pin):Diagram1
LT/RH/LoneStar - X15/A26 - Engine Idle Increment/Decrement (Steering Wheel Switch - 10 Pin):Diagram1
LT/RH/LoneStar - X15/A26 - Engine Oil Pressure:Diagram1
LT/RH/LoneStar - X15/A26 - Engine Oil Temperature (NA MUX_AUX Gauge):Diagram1
LT/RH/LoneStar - X15/A26 - Engine Oil Temperature (NA-Mux):Diagram1
LT/RH/LoneStar - X15/A26 - Engine Speed (Tachometer_J1939):Diagram1
LT/RH/LoneStar - X15/A26 - Engine Speed Inhibit Only:Diagram1
LT/RH/LoneStar - X15/A26 - Engine Usage Monitoring (Base):Diagram1
LT/RH/LoneStar - X15/A26 - Engine Usage Monitoring (VID Option):Diagram1
LT/RH/LoneStar - X15/A26 - Engine/Exhaust Brake:Diagram1
LT/RH/LoneStar - X15/A26 - Fifth Wheel Slide:Diagram1
LT/RH/LoneStar - X15/A26 - Fuel Economy Monitor:Diagram1
LT/RH/LoneStar - X15/A26 - Height Control:Diagram1
LT/RH/LoneStar - X15/A26 - Intake Manifold Pressure:Diagram1
LT/RH/LoneStar - X15/A26 - Jaw Unlock Control (Standard):Diagram1
LT/RH/LoneStar - X15/A26 - Jaw Unlock Control W/ SOLENOIDS W/SWITCH PACKS:Diagram1
LT/RH/LoneStar - X15/A26 - Odometer (Cluster):Diagram1
LT/RH/LoneStar - X15/A26 - Park Brake Controls (with Alarm IGN ON/OFF):Diagram1
LT/RH/LoneStar - X15/A26 - Park Brake Reminder (Non-Stationary) (CA2.0):Diagram1
LT/RH/LoneStar - X15/A26 - Power Divider Lock Control and Monitoring:Diagram1
LT/RH/LoneStar - X15/A26 - Rear Lights Stop - Dual Assembly:Diagram1
LT/RH/LoneStar - X15/A26 - Rear Lights Stop - Dual Assembly:Diagram2

	LT/RH/LoneStar - X15/A26 - Rear Lights Stop - Single Assembly Option 1:Diagram1 LT/RH/LoneStar - X15/A26 - Rear Lights Stop - Single Assembly Option 1:Diagram2 LT/RH/LoneStar - X15/A26 - Rear Lights Stop - Single Assembly Option 2:Diagram1 LT/RH/LoneStar - X15/A26 - Rear Lights Stop - Single Assembly Option 2:Diagram2 LT/RH/LoneStar - X15/A26 - Seats (RollTek) Driver and Passenger (Hard Wired):Diagram1 LT/RH/LoneStar - X15/A26 - Seats (RolTek) Drivers Seat Only (Hard Wired) - Leather:Diagram1 LT/RH/LoneStar - X15/A26 - Seats (RolTek) Drivers Seat Only (Hard Wired) - Mordura:Diagram1 LT/RH/LoneStar - X15/A26 - Seats (RolTek) Drivers Seat Only (Hard Wired) - Vinyl:Diagram1 LT/RH/LoneStar - X15/A26 - Theft Deterrent (Standard J1939 Mux SW):Diagram1 LT/RH/LoneStar - X15/A26 - Traction Control (Bendix Controller):Diagram1 LT/RH/LoneStar - X15/A26 - Traction Control (Bendix Controller):Diagram2 LT/RH/LoneStar - X15/A26 - Traction Control (Bendix Controller) With ABS Trailer:Diagram1 LT/RH/LoneStar - X15/A26 - Traction Control (Bendix Controller) With ABS Trailer:Diagram2 LT/RH/LoneStar - X15/A26 - Traction Control (Wabco Controller):Diagram1 LT/RH/LoneStar - X15/A26 - Traction Control (Wabco Controller):Diagram2 LT/RH/LoneStar - X15/A26 - Traction Control (Wabco Controller):Diagram3 LT/RH/LoneStar - X15/A26 - Trip Odometer (Cluster):Diagram1 LT/RH/LoneStar - X15/A26 - Vehicle Speed Control (Cruise Control) 4 - PIN:Diagram1 LT/RH/LoneStar - X15/A26 - Voltage Monitoring (Voltmeter) Option 1:Diagram1 LT/RH/LoneStar X15 - Transmission I/O (Endurant Pressure Sensor):Diagram1
Mates	MODU-ECM-A001-10-02A_2021 A26

Name	Terminal Part Number	V-Min	Name	Wire Part Number	Wire CSA	Wire Spec	Wire Material description	Wire Color Description	Wire Length	End2 Terminal Part Number	End2 Pin Name	End2 Connector
1	-	-	KA14AA	-	0.0	16.0	-	WHITE	0.0	-	X	-
2	-	-	ZA23-G	3510359 R1	0.79	18.0	Thin Wall XLPE Primary Cable	WHITE	1325.0	-	B	K06_6400A
2	-	-	ZA23-G	3510359 R1	0.79	18.0	Thin Wall XLPE Primary Cable	WHITE	1325.0	-	-	-
3	-	-	ZA23A	3510329 R1	0.79	18.0	Thin Wall XLPE Primary Cable	TAN	1119.0	-	A	K06_6400A
3	-	-	ZA23A	3510329 R1	0.79	18.0	Thin Wall XLPE Primary Cable	TAN	1119.0	-	-	-
4	-	-	KA14AB	-	0.0	16.0	-	RED	0.0	-	X	-
5	-	-	KA14AD	-	0.0	16.0	-	RED	0.0	-	X	-
6	-	-	KA10-GA	2643788 R1	4.81	10.0	Std. Wall XLPE Primary Cable	WHITE	240.0	-	X	-
7	-	-	KA14AC	-	0.0	16.0	-	RED	0.0	-	X	-
8	-	-	KA14AE	-	0.0	16.0	-	RED	0.0	-	X	-
10	-	-	KA10-GB	3510360 R1	1.16	16.0	Thin Wall XLPE Primary Cable	WHITE	170.0	-	X	-
11	-	-	KA10-GD	-	0.0	16.0	-	WHITE	0.0	-	X	-
13	-	-	KA10-GE	3510360 R1	1.16	16.0	Thin Wall XLPE Primary Cable	WHITE	170.0	-	X	-

Name	Terminal Part Number	V-Min	Name	Wire Part Number	Wire CSA	Wire Spec	Wire Material description	Wire Color Description	Wire Length	End2 Terminal Part Number	End2 Pin Name	End2 Connector
16	-	-	KA10-GC	-	0.0	16.0	-	WHITE	0.0	-	X	-
19	-	-	KJ92VMIL	-	0.0	18.0	-	TAN	0.0	-	K	4705
19	-	-	KJ92VMIL	-	0.0	18.0	-	TAN	0.0	-	-	-
20	-	-	KJ92SMIL	-	0.0	18.0	-	TAN	0.0	-	H	4705
20	-	-	KJ92SMIL	-	0.0	18.0	-	TAN	0.0	-	-	-
22	-	-	WIRE480600	-	0.0	-	-	-	0.0	-	A	K06_6748
22	-	-	-	-	-	-	-	-	-	-	-	-
23	-	-	WIRE480601	-	0.0	-	-	-	0.0	-	B	K06_6748
23	-	-	-	-	-	-	-	-	-	-	-	-
28	-	-	-	-	-	-	-	-	-	-	-	-
29	-	-	-	-	-	-	-	-	-	-	-	-
31	-	-	AK95AU2	3510329 R1	0.79	18.0	Thin Wall XLPE Primary Cable	TAN	1100.0	-	X	-
31	-	-	AJ95AU2	3510329 R1	0.79	18.0	Thin Wall XLPE Primary Cable	TAN	1100.0	-	X	-
31	-	-	AK95AU2	3510329 R1	0.79	18.0	Thin Wall XLPE Primary Cable	TAN	1100.0	-	-	-
31	-	-	AJ95AU2	3510329 R1	0.79	18.0	Thin Wall XLPE Primary Cable	TAN	1100.0	-	-	-
32	-	-	KA14AF	3510369 R1	4.81	10.0	Thin Wall XLPE Primary Cable	RED	170.0	-	X	-

Name	Terminal Part Number	V-Min	Name	Wire Part Number	Wire CSA	Wire Spec	Wire Material description	Wire Color Description	Wire Length	End2 Terminal Part Number	End2 Pin Name	End2 Connect or
36	-	-	KA13	3510323 R1	0.79	18.0	Thin Wall XLPE Primary Cable	PINK	1375.0	-	37	K06_1702

Connector Name	K06_6024 (C4)
Part Number	4114210C1
Instances	LT/RH/LoneStar - X15/A26 - Vehicle Speed Limit Override:Diagram1
Mates	MODU-ECM-A001-10-02A_2021 A26



Name	Terminal Part Number	V-Min	Name	Wire Part Number	Wire CSA	Wire Spec	Wire Material description	Wire Color Description	Wire Length	End2 Terminal Part Number	End2 Pin Name	End2 Connector
28	-	-	-	-	-	-	-	-	-	-	-	-
29	-	-	-	-	-	-	-	-	-	-	-	-

Connector Name	K06_6024 (C4)
Part Number	4114210C1
Instances	LT/RH/LoneStar - X15/A26 - Jaw Monitoring:Diagram1
Mates	MODU-ECM-A001-10-02A_2021 A26



Name	Terminal Part Number	V-Min	Name	Wire Part Number	Wire CSA	Wire Spec	Wire Material description	Wire Color Description	Wire Length	End2 Terminal Part Number	End2 Pin Name	End2 Connect or
28	-	-	-	-	-	-	-	-	-	-	-	-
29	-	-	-	-	-	-	-	-	-	-	-	-

Connector Name	K06_6024 (C4)
Part Number	4114210C1
Instances	LT/RH/LoneStar - X15/A26 - Fuel Level (Single Tank - Left Side):Diagram1 LT/RH/LoneStar - X15/A26 - Fuel Level (Single Tank - Left Side):Diagram2 LT/RH/LoneStar - X15/A26 - Fuel Level (Single Tank - Left Side):Diagram3 LT/RH/LoneStar - X15/A26 - Fuel Level (Single Tank - Left Side):Diagram4 LT/RH/LoneStar - X15/A26 - Fuel Level (Single Tank - Left Side):Diagram5 LT/RH/LoneStar - X15/A26 - Fuel Level (Single Tank - Left Side):Diagram6
Mates	MODU-ECM-A001-10-02A_2021 A26



Name	Terminal Part Number	V-Min	Name	Wire Part Number	Wire CSA	Wire Spec	Wire Material description	Wire Color Description	Wire Length	End2 Terminal Part Number	End2 Pin Name	End2 Connector
28	-	-	-	-	-	-	-	-	-	-	-	-
29	-	-	-	-	-	-	-	-	-	-	-	-

Connector Name	K06_6024
Part Number	4114210C1
Instances	Powertrain J1939 (500Kbps) A26:Powertrain Standard J1939 (500Kbps) 2021 A26 Engine
Mates	MODU-ECM-A001-10-02A_2021 A26



Name	Terminal Part Number	V-Min	Name	Wire Part Number	Wire CSA	Wire Spec	Wire Material description	Wire Color Description	Wire Length	End2 Terminal Part Number	End2 Pin Name	End2 Connect or
28	-	-	WIRE480639	-	0.0	-	-	-	0.0	-	PIN1	-
29	-	-	WIRE480638	-	0.0	-	-	-	0.0	-	PIN1	-

Connector Name K06_6033A

Part Number 4143904C1

Instances LT/RH - A26 - Engine Electrical I/O (24-Pin Vehicle Interface Connector):Diagram1
LT/RH - A26 - Powertrain Body Builder Connector (A26 Engine MD1 N/Ultrashift TCM):Diagram1
LT/RH - A26 - Selective Catalytic Reduction (SCR) - (Built 11/01/2021-12/10/2021):Diagram1
LT/RH - A26 - Selective Catalytic Reduction (SCR) - (Built 11/01/2021-12/10/2021):Diagram2
LT/RH - A26 - Selective Catalytic Reduction (SCR) - (Built 12/10/2021-12/31/2022):Diagram1 - DEF Tank FT Mtd (674B) and Horizontal Exhaust (670A)
LT/RH - A26 - Selective Catalytic Reduction (SCR) - (Built 12/10/2021-12/31/2022):Diagram1 - DEF Tank RR Mtd (674) and Horizontal Exhaust (670A)
LT/RH - A26 - Selective Catalytic Reduction (SCR) - (Built 12/10/2021-12/31/2022):Diagram1 - DEF Tank RR Mtd (674) and Vertical Exhaust (670B)
LT/RH - A26 - Selective Catalytic Reduction (SCR) - (Built 12/10/2021-12/31/2022):Diagram2 - DEF Tank FT Mtd (674B)
LT/RH - A26 - Selective Catalytic Reduction (SCR) - (Built 12/10/2021-12/31/2022):Diagram2 - DEF Tank RR Mtd (674)
LT/RH - A26 - Starting Aid (Flame Start W/MD1 ECM):Diagram1
LT/RH - A26 - Vehicle Speedometer System (VSS wired to VIC):Diagram1

Mates DEV-A26_ENG-03

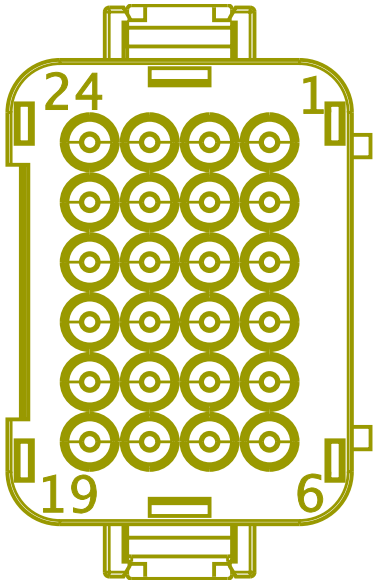

NOTE
PLUG
UNUS
CAVI

Name	Terminal Part Number	V-Min	Name	Wire Part Number	Wire CSA	Wire Spec	Wire Material description	Wire Color Description	Wire Length	End2 Terminal Part Number	End2 Pin Name	End2 Connector
1	-	-	-	-	-	-	-	-	-	-	-	-
2	-	-	-	-	-	-	-	-	-	-	-	-
3	-	-	AM13AB	3510365 R1	0.79	18.0	Thin Wall XLPE Primary Cable	RED	1660.0	-	X	-

Name	Terminal Part Number	V-Min	Name	Wire Part Number	Wire CSA	Wire Spec	Wire Material description	Wire Color Description	Wire Length	End2 Terminal Part Number	End2 Pin Name	End2 Connector
3	-	-	AL13AB	3510365 R1	0.79	18.0	Thin Wall XLPE Primary Cable	RED	1660.0	-	X	-
3	-	-	AS13AB	3510365 R1	0.79	18.0	Thin Wall XLPE Primary Cable	RED	1660.0	-	X	-
4	-	-	KA41-GB	3510359 R1	0.79	18.0	Thin Wall XLPE Primary Cable	WHITE	1665.0	-	-	-
5	-	-	KA41-GC	3510359 R1	0.79	18.0	Thin Wall XLPE Primary Cable	WHITE	1665.0	-	-	-
6	-	-	KA95YL	3510335 R1	0.79	18.0	Thin Wall XLPE Primary Cable	YELLOW 2	972.0	-	43	K06_6023 (C3)
7	-	-	AK95AS2	3510329 R1	0.79	18.0	Thin Wall XLPE Primary Cable	TAN	1220.0	-	X	-
7	-	-	AJ95AS2	3510329 R1	0.79	18.0	Thin Wall XLPE Primary Cable	TAN	1220.0	-	X	-
8	-	-	KA95GN	-	0.79	18.0	Thin Wall XLPE Primary Cable	GREEN	972.0	-	44	K06_6023 (C3)

Name	Terminal Part Number	V-Min	Name	Wire Part Number	Wire CSA	Wire Spec	Wire Material description	Wire Color Description	Wire Length	End2 Terminal Part Number	End2 Pin Name	End2 Connector
9	-	-	XN47A	3510311 R1	0.79	18.0	Thin Wall XLPE Primary Cable	GREY	2695.0	-	B	K06_7600
10	-	-	XN47	3510311 R1	0.79	18.0	Thin Wall XLPE Primary Cable	GREY	2695.0	-	A	K06_7600
11	-	-	KJ92VSO	-	0.0	18.0	-	TAN	0.0	-	F	4705
12	-	-	CC21B1	3510329 R1	0.79	18.0	Thin Wall XLPE Primary Cable	TAN	1280.0	-	6	K06_8410
13	-	-	CC21B2	3510329 R1	0.79	18.0	Thin Wall XLPE Primary Cable	TAN	1280.0	-	7	K06_8410
14	-	-	CC21B3	3510329 R1	0.79	18.0	Thin Wall XLPE Primary Cable	TAN	1280.0	-	8	K06_8410
15	-	-	KA41-GJ	3510360 R1	1.16	16.0	Thin Wall XLPE Primary Cable	WHITE	1932.0	-	-	-
16	-	-	KA95YM	3510365 R1	0.79	18.0	Thin Wall XLPE Primary Cable	RED	1683.0	-	-	-
17	-	-	KA41-GK	3510360 R1	1.16	16.0	Thin Wall XLPE Primary Cable	WHITE	1932.0	-	-	-

Name	Terminal Part Number	V-Min	Name	Wire Part Number	Wire CSA	Wire Spec	Wire Material description	Wire Color Description	Wire Length	End2 Terminal Part Number	End2 Pin Name	End2 Connector
18	-	-	KA30E	3510329 R1	0.79	18.0	Thin Wall XLPE Primary Cable	TAN	1057.0	-	41	K06_6022 (C2)
19	-	-	KA30F	3510329 R1	0.79	18.0	Thin Wall XLPE Primary Cable	TAN	1057.0	-	38	K06_6022 (C2)
20	-	-	KA30A	3510329 R1	0.79	18.0	Thin Wall XLPE Primary Cable	TAN	972.0	-	40	K06_6023 (C3)
21	-	-	KA30B	3510329 R1	0.79	18.0	Thin Wall XLPE Primary Cable	TAN	972.0	-	42	K06_6023 (C3)
22	-	-	KA30C	3510329 R1	0.79	18.0	Thin Wall XLPE Primary Cable	TAN	972.0	-	47	K06_6023 (C3)
23	-	-	KA30D	3510329 R1	0.79	18.0	Thin Wall XLPE Primary Cable	TAN	972.0	-	22	K06_6023 (C3)

Connector Name	K06_6104
Part Number	6113104C1
Instances	LT/RH - A26 - Starting Aid (Flame Start W/MD1 ECM):Diagram1
Mates	DEV-AIR_INLET_HEATER_SOLEN OID-01

Name	Terminal Part Number	V-Min	Name	Wire Part Number	Wire CSA	Wire Spec	Wire Material description	Wire Color Description	Wire Length	End2 Terminal Part Number	End2 Pin Name	End2 Connect or
1	-	-	CC99D	3510347 R1	0.79	18.0	Thin Wall XLPE Primary Cable	VIOLET	1640.0	-	24	K06_6022 (C2)
2	-	-	CC95GC	2643718 R1	0.79	18.0	Std. Wall XLPE Primary Cable	VIOLET	1430.0	-	8	K06_6022 (C2)

Connector Name	K06_6200
Part Number	3626435C1
Instances	LT/RH - 2021 A26 - Heating Ventilation & Air Conditioning (HVAC) (Auto Control head W/PT Transducer N/Low Pressure SW):Diagram1 - HVAC LT/RH - 2021 A26 - Heating Ventilation & Air Conditioning (HVAC) (Manual W/PT Transduce N/Low Pressure SW):Diagram1 - HVAC
Mates	DEV-FREON_COMPRESSOR-02

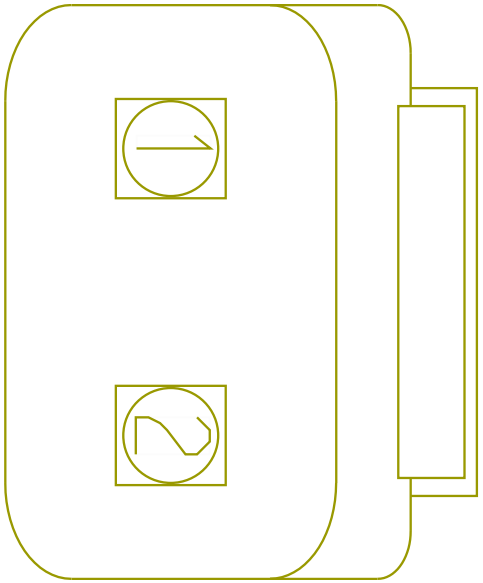

Name	Terminal Part Number	V-Min	Name	Wire Part Number	Wire CSA	Wire Spec	Wire Material description	Wire Color Description	Wire Length	End2 Terminal Part Number	End2 Pin Name	End2 Connector
1	-	-	WC10-GL	-	0.0	18.0	-	WHITE	0.0	-	X	-
1	-	-	WA10-GR	-	0.0	16.0	-	WHITE	0.0	-	X	-
1	-	-	KG10-GK	-	0.0	16.0	-	WHITE	0.0	-	X	-
1	-	-	WC10-GL	-	0.0	18.0	-	WHITE	0.0	-	-	-
1	-	-	WA10-GR	-	0.0	16.0	-	WHITE	0.0	-	-	-
2	-	-	KA77	3510300 R1	1.16	16.0	Thin Wall XLPE Primary Cable	LIGHT GREEN	2280.0	-	10	K06_1702

Connector Name	K06_6201P
Part Number	3600324C1
Instances	LT/RH - 2021 A26 - Heating Ventilation & Air Conditioning (HVAC) (Auto Control head W/PT Transducer N/Low Pressure SW):Diagram1 - HVAC LT/RH - 2021 A26 - Heating Ventilation & Air Conditioning (HVAC) (Manual W/PT Transduce N/Low Pressure SW):Diagram1 - HVAC
Mates	DEV-AC_PT_TRANSDUCER-A26



Name	Terminal Part Number	V-Min	Name	Wire Part Number	Wire CSA	Wire Spec	Wire Material description	Wire Color Description	Wire Length	End2 Terminal Part Number	End2 Pin Name	End2 Connector
1	-	-	YL9AB	3510310 R1	0.53	20.0	Thin Wall XLPE Primary Cable	GREY	2150.0	-	-	-
2	-	-	YL77B	3510298 R1	0.53	20.0	Thin Wall XLPE Primary Cable	LIGHT GREEN	2665.0	-	4	K06_1702
3	-	-	YL77CB	-	0.0	20.0	-	LIGHT GREEN	0.0	-	X	-
4	-	-	YL6DB	3510310 R1	0.53	20.0	Thin Wall XLPE Primary Cable	GREY	2665.0	-	3	K06_1702

Connector Name	K06_6307
Part Number	3692844C1
Instances	LT/RH - A26 - Cranking (Starter) (BCM Controlled & N/ Wired Thermal Over-Crank):Diagram1 LT/RH - A26 - Cranking (Starter) (BCM Controlled & N/ Wired Thermal Overcrank):Diagram1 LT/RH - A26 - Cranking (Starter) (BCM Controlled & W/ Wired Thermal Over-crank):Diagram1
Mates	DEV-STARTER-04

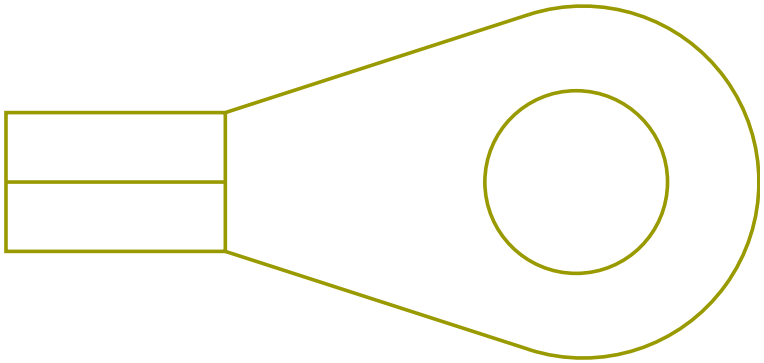

Name	Terminal Part Number	V-Min	Name	Wire Part Number	Wire CSA	Wire Spec	Wire Material description	Wire Color Description	Wire Length	End2 Terminal Part Number	End2 Pin Name	End2 Connect or
A	-	-	LB17D	2643752 R1	1.16	16.0	Std. Wall XLPE Primary Cable	PINK	1185.0	-	A	K06_6316M
A	-	-	VS17	2643752 R1	1.16	16.0	Std. Wall XLPE Primary Cable	PINK	3725.0	-	16	1702

Connector Name	K06_6314A
Part Number	3692850C1
Instances	LT/RH - A26 - Powertrain Ground Splice Pack 6704:A26 2021 - LT
Mates	Right Engine Block MOT GND (6314C)

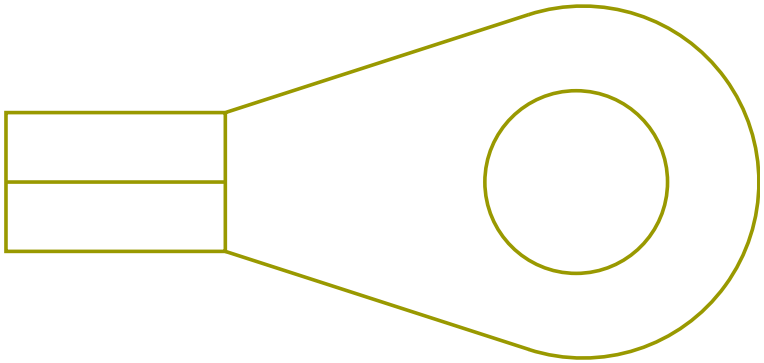

Name	Terminal Part Number	V-Min	Name	Wire Part Number	Wire CSA	Wire Spec	Wire Material description	Wire Color Description	Wire Length	End2 Terminal Part Number	End2 Pin Name	End2 Connect or
A	-	-	WA10-GU	-	0.0	12.0	-	WHITE	0.0	-	X	-

Connector Name	K06_6314B
Part Number	480417C1
Instances	LT/RH - A26 - Powertrain Ground Splice Pack 6704:A26 2021 - LT
Mates	Right Engine Block MOT GND (6314B)

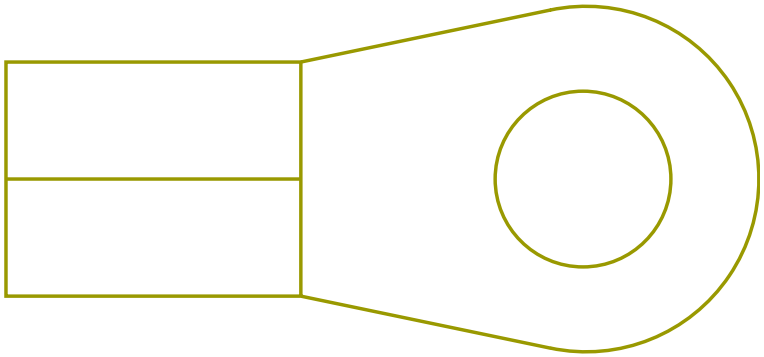

Name	Terminal Part Number	V-Min	Name	Wire Part Number	Wire CSA	Wire Spec	Wire Material description	Wire Color Description	Wire Length	End2 Terminal Part Number	End2 Pin Name	End2 Connect or
A	-	-	WC10-GP	2643790 R1	12.52	6.0	Std. Wall XLPE Battery Cable	WHITE	108.0	-	X	-

Connector Name	K06_6314C
Part Number	3866817C1
Instances	LT/RH - A26 - Powertrain Ground Splice Pack 6704:A26 2021 - LT
Mates	Right Engine Block MOT GND (6314A)

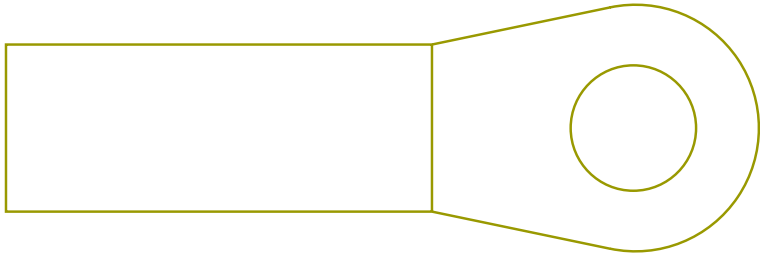

Name	Terminal Part Number	V-Min	Name	Wire Part Number	Wire CSA	Wire Spec	Wire Material description	Wire Color Description	Wire Length	End2 Terminal Part Number	End2 Pin Name	End2 Connect or
A	-	-	KG10-GJ	-	0.0	10.0	-	BLACK	0.0	-	-	-

Connector Name	K06_6316M
Part Number	2036583C1
Instances	LT/RH - A26 - Cranking (Starter) (BCM Controlled & W/ Wired Thermal Over-crank):Diagram1 LT/RH - A26 - Cranking (Starter) (BCM Controlled & W/ Wired Thermal Overcrank):Diagram1
Mates	DEV-STARTER-02

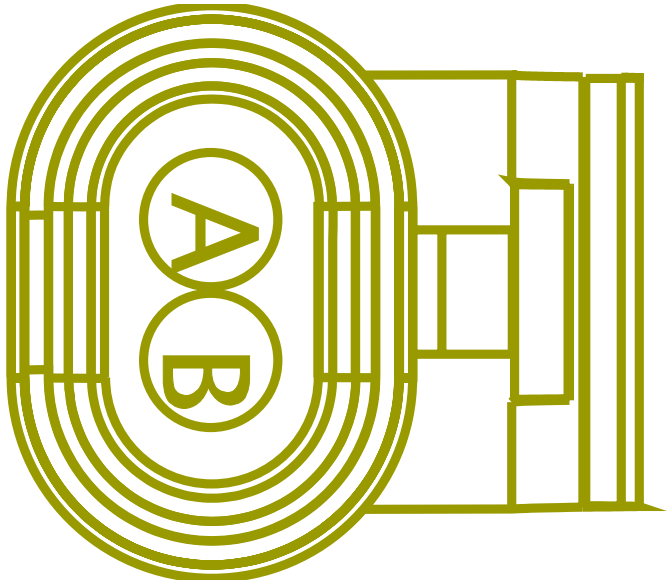

Name	Terminal Part Number	V-Min	Name	Wire Part Number	Wire CSA	Wire Spec	Wire Material description	Wire Color Description	Wire Length	End2 Terminal Part Number	End2 Pin Name	End2 Connect or
A	-	-	LB17D	2643752 R1	1.16	16.0	Std. Wall XLPE Primary Cable	PINK	1185.0	-	A	K06_6307
A	-	-	LB17D	2643752 R1	1.16	16.0	Std. Wall XLPE Primary Cable	PINK	1185.0	-	A	K06_6317
B	-	-	LB17	2643752 R1	1.16	16.0	Std. Wall XLPE Primary Cable	PINK	3440.0	-	16	1702

Connector Name	K06_6317
Part Number	3692844C1
Instances	LT/RH - A26 - Cranking (Starter) (BCM Controlled & W/ Wired Thermal Overcrank):Diagram1
Mates	DEV-STARTER-02

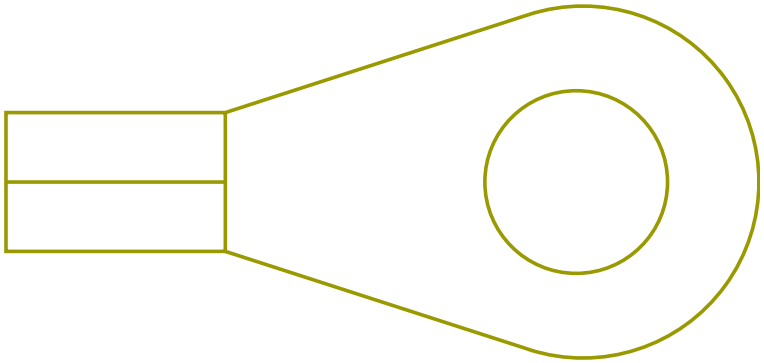

Name	Terminal Part Number	V-Min	Name	Wire Part Number	Wire CSA	Wire Spec	Wire Material description	Wire Color Description	Wire Length	End2 Terminal Part Number	End2 Pin Name	End2 Connect or
A	-	-	LB17D	2643752 R1	1.16	16.0	Std. Wall XLPE Primary Cable	PINK	1185.0	-	A	K06_6316M

Connector Name	K06_6400A
Part Number	3522068C1
Instances	LT/RH - A26 - Cooling Fan Control (Fan Override):Diagram1 LT/RH - A26 - Cooling Fan Control (No Fan Override):Diagram1
Mates	DEV-ENGINE_FAN-01_2021 A26

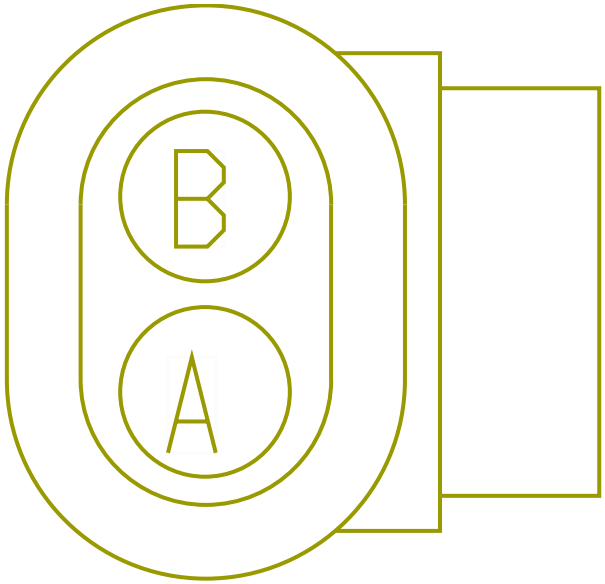

Name	Terminal Part Number	V-Min	Name	Wire Part Number	Wire CSA	Wire Spec	Wire Material description	Wire Color Description	Wire Length	End2 Terminal Part Number	End2 Pin Name	End2 Connect or
A	-	-	ZA23A	3510329 R1	0.79	18.0	Thin Wall XLPE Primary Cable	TAN	1119.0	-	3	K06_6024 (C4)
B	-	-	ZA23-G	3510359 R1	0.79	18.0	Thin Wall XLPE Primary Cable	WHITE	1325.0	-	2	K06_6024 (C4)

Connector Name	K06_6401
Part Number	3662425C1
Instances	LT/RH - A26 - Coolant Level Monitoring (No CLA Module):Diagram1
Mates	DEV-COOLANT_SENSOR-03

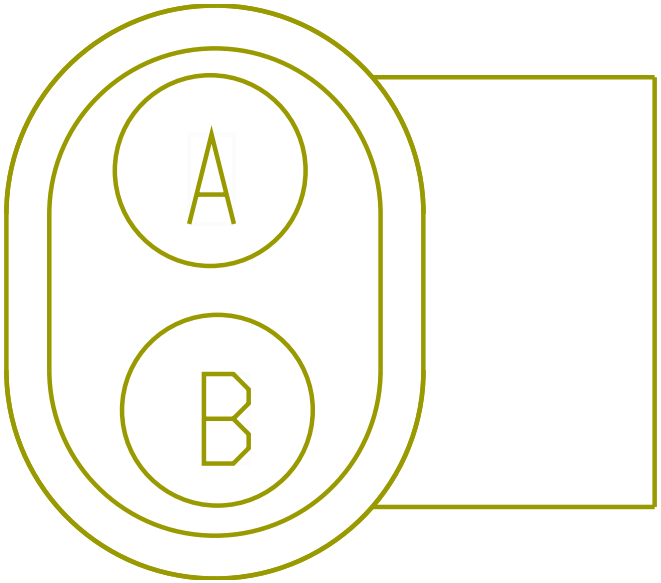

Name	Terminal Part Number	V-Min	Name	Wire Part Number	Wire CSA	Wire Spec	Wire Material description	Wire Color Description	Wire Length	End2 Terminal Part Number	End2 Pin Name	End2 Connect or
A	-	-	KB34D	3510329 R1	0.79	18.0	Thin Wall XLPE Primary Cable	TAN	2605.0	-	35	K06_6022 (C2)
B	-	-	KB34B	3510329 R1	0.79	18.0	Thin Wall XLPE Primary Cable	TAN	2175.0	-	40	K06_6022 (C2)

Connector Name	K06_6564
Part Number	374377C2
Instances	LT/RH - A26 - Starting Aid (Flame Start W/MD1 ECM):Diagram1
Mates	DEV-AIR_INLET_HEATER_GLOW_ PLUG-01

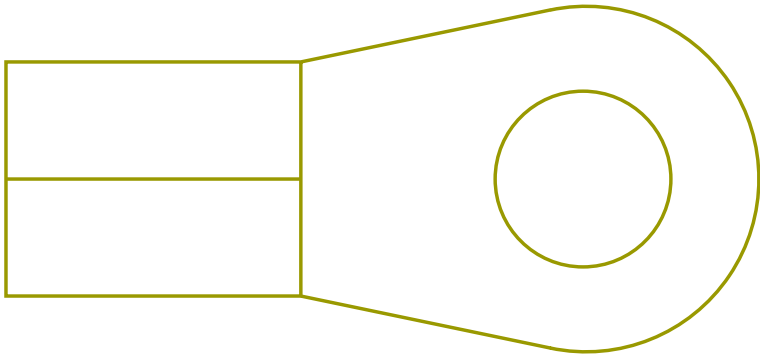

Name	Terminal Part Number	V-Min	Name	Wire Part Number	Wire CSA	Wire Spec	Wire Material description	Wire Color Description	Wire Length	End2 Terminal Part Number	End2 Pin Name	End2 Connect or
A	-	-	CC21A1	2643797 R1	3.01	12.0	Std. Wall XLPE Primary Cable	TAN	1350.0	-	1	K06_8410
A	-	-	CC21A2	2643797 R1	3.01	12.0	Std. Wall XLPE Primary Cable	TAN	1350.0	-	2	K06_8410

Connector Name	K06_6565
Part Number	3752570C1
Instances	LT/RH - A26 - Underhood PDM:Diagram 1
Mates	CP-B1-K1-1A

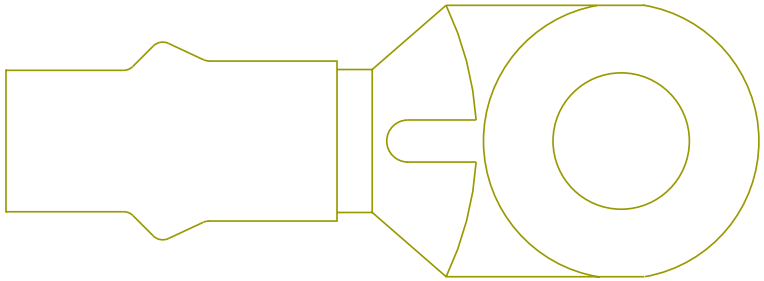

Name	Terminal Part Number	V-Min	Name	Wire Part Number	Wire CSA	Wire Spec	Wire Material description	Wire Color Description	Wire Length	End2 Terminal Part Number	End2 Pin Name	End2 Connect or
A	-	-	CC14C	3525611 R1	7.48	8.0	Thin Wall XLPE Primary Cable	RED	1729.0	-	-	-

Connector Name	K06_6566
Part Number	6113338C1
Instances	LT/RH - A26 - Underhood PDM:Diagram 1
Mates	CP-B1-K1-2E



Name	Terminal Part Number	V-Min	Name	Wire Part Number	Wire CSA	Wire Spec	Wire Material description	Wire Color Description	Wire Length	End2 Terminal Part Number	End2 Pin Name	End2 Connector
1	-	-	KA14ECM	-	0.0	10.0	-	RED	0.0	-	-	-
3	-	-	VV14N	2643698 R1	4.81	10.0	Std. Wall XLPE Primary Cable	RED	4495.0	-	-	-

Connector Name	K06_6567
Part Number	6113341C1
Instances	LT/RH - A26 - Underhood PDM:Diagram 1
Mates	CP-B1-K1-3E

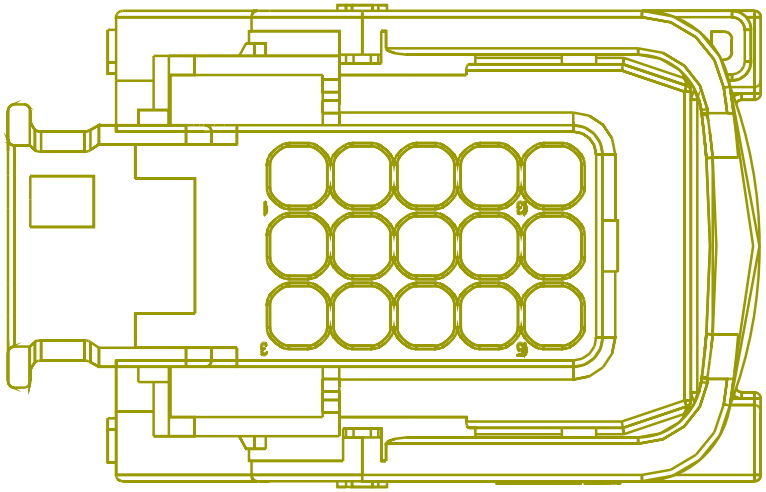

Name	Terminal Part Number	V-Min	Name	Wire Part Number	Wire CSA	Wire Spec	Wire Material description	Wire Color Description	Wire Length	End2 Terminal Part Number	End2 Pin Name	End2 Connector
4	-	-	KG14B	3510366 R1	1.16	16.0	Thin Wall XLPE Primary Cable	RED	3225.0	-	-	-

Connector Name	K06_6567
Part Number	6113341C1
Instances	LT/RH - A26 - Underhood PDM:Diagram 1
Mates	CP-B1-K1-3D

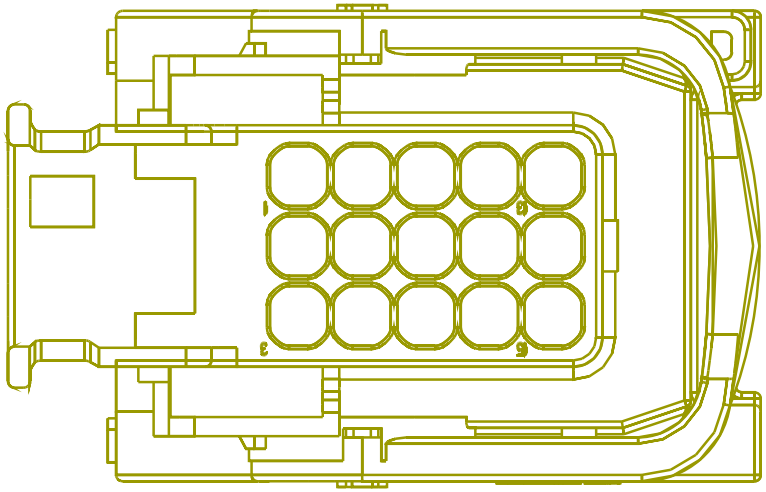

Name	Terminal Part Number	V-Min	Name	Wire Part Number	Wire CSA	Wire Spec	Wire Material description	Wire Color Description	Wire Length	End2 Terminal Part Number	End2 Pin Name	End2 Connector
7	-	-	KG14D	-	0.0	16.0	-	RED	0.0	-	-	-
7	-	-	TD92A170	2643686 R1	1.91	14.0	Std. Wall XLPE Primary Cable	RED	3915.0	-	-	-
7	-	-	LJ14D	-	0.0	12.0	-	RED	0.0	-	-	-

Connector Name	K06_6567
Part Number	6113341C1
Instances	LT/RH - A26 - Underhood PDM:Diagram 1
Mates	CP-B1-K1-3B

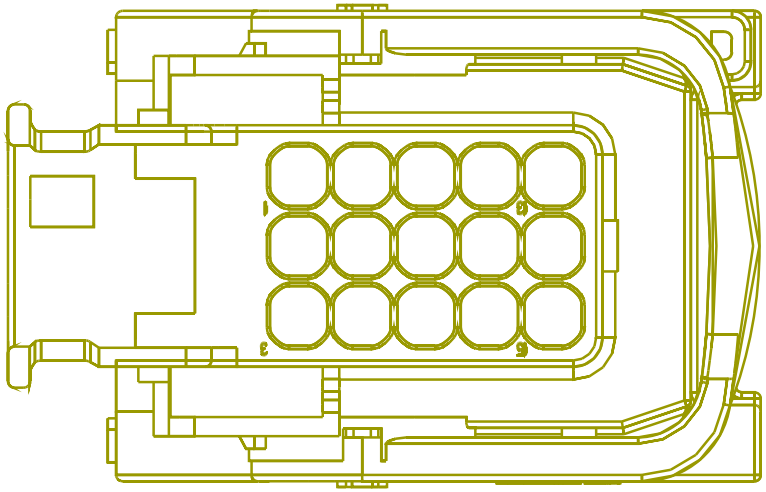

Name	Terminal Part Number	V-Min	Name	Wire Part Number	Wire CSA	Wire Spec	Wire Material description	Wire Color Description	Wire Length	End2 Terminal Part Number	End2 Pin Name	End2 Connector
10	-	-	KA95YM	3510365 R1	0.79	18.0	Thin Wall XLPE Primary Cable	RED	1683.0	-	-	-
13	-	-	KA14DD	-	0.0	12.0	-	RED	0.0	-	-	-

Connector Name K06_670A

Part Number 3573078C1

Instances LT/RH - A26 - Selective Catalytic Reduction (SCR) - (Built 11/01/2021-12/10/2021):Diagram1
LT/RH - A26 - Selective Catalytic Reduction (SCR) - (Built 12/10/2021-12/31/2022):Diagram1 - DEF Tank FT Mtd (674B) and Horizontal Exhaust (670A)
LT/RH - A26 - Selective Catalytic Reduction (SCR) - (Built 12/10/2021-12/31/2022):Diagram1 - DEF Tank RR Mtd (674) and Horizontal Exhaust (670A)



Name	Terminal Part Number	V-Min	Name	Wire Part Number	Wire CSA	Wire Spec	Wire Material description	Wire Color Description	Wire Length	End2 Terminal Part Number	End2 Pin Name	End2 Connector
1	-	-	AP95DVL	4073403 R1	0.53	20.0	TXL 150C	TAN	2795.0	-	7	K06_6021 (C1)
2	-	-	AP95DVH	4073403 R1	0.53	20.0	TXL 150C	TAN	2795.0	-	10	K06_6021 (C1)
3	-	-	AP95BA	2645915 R1	0.79	18.0	TXL 150C	TAN	2645.0	-	29	K06_6021 (C1)
4	-	-	AP95BC	2645915 R1	0.79	18.0	TXL 150C	TAN	2645.0	-	30	K06_6021 (C1)
5	-	-	AP95DA	-	0.0	18.0	-	TAN	0.0	-	23	K06_6021 (C1)
7	-	-	AP9	4073403 R1	0.53	20.0	TXL 150C	TAN	2485.0	-	25	K06_6021 (C1)
8	-	-	AP95K	2645915 R1	0.79	18.0	TXL 150C	TAN	2645.0	-	28	K06_6021 (C1)
9	-	-	-	-	-	-	-	-	-	-	-	-
10	-	-	-	-	-	-	-	-	-	-	-	-

Name	Terminal Part Number	V-Min	Name	Wire Part Number	Wire CSA	Wire Spec	Wire Material description	Wire Color Description	Wire Length	End2 Terminal Part Number	End2 Pin Name	End2 Connector
11	-	-	AM10-AG	4085637 R1	3.01	12.0	TXL 150C	WHITE	630.0	-	X	-
11	-	-	AL10-G	-	0.0	12.0	-	WHITE	0.0	-	X	-
12	-	-	AM13R	4085639 R1	3.01	12.0	TXL 150C	PINK	600.0	-	X	-
12	-	-	AL13R	4085639 R1	3.01	12.0	TXL 150C	PINK	600.0	-	X	-
13	-	-	-	-	-	-	-	-	-	-	-	-
14	-	-	-	-	-	-	-	-	-	-	-	-

Connector Name	K06_670B
Part Number	3573078C1
Instances	LT/RH - A26 - Selective Catalytic Reduction (SCR) - (Built 12/10/2021-12/31/2022):Diagram1 - DEF Tank RR Mtd (674) and Vertical Exhaust (670B)
Mates	DEV-DPF_SENSRTABLE-02



Name	Terminal Part Number	V-Min	Name	Wire Part Number	Wire CSA	Wire Spec	Wire Material description	Wire Color Description	Wire Length	End2 Terminal Part Number	End2 Pin Name	End2 Connector
1	-	-	AY95DVL	4073403 R1	0.53	20.0	TXL 150C	TAN	2670.0	-	7	K06_6021 (C1)
2	-	-	AY95DVH	4073403 R1	0.53	20.0	TXL 150C	TAN	2670.0	-	10	K06_6021 (C1)
3	-	-	AY95BA	2645915 R1	0.79	18.0	TXL 150C	TAN	2520.0	-	29	K06_6021 (C1)
4	-	-	AY95BC	2645915 R1	0.79	18.0	TXL 150C	TAN	2520.0	-	30	K06_6021 (C1)
5	-	-	AY95DA	-	0.0	18.0	-	TAN	0.0	-	23	K06_6021 (C1)
7	-	-	AY9	4073403 R1	0.53	20.0	TXL 150C	TAN	2360.0	-	25	K06_6021 (C1)
8	-	-	AY95K	2645915 R1	0.79	18.0	TXL 150C	TAN	2520.0	-	28	K06_6021 (C1)
9	-	-	-	-	-	-	-	-	-	-	-	-
10	-	-	-	-	-	-	-	-	-	-	-	-

Name	Terminal Part Number	V-Min	Name	Wire Part Number	Wire CSA	Wire Spec	Wire Material description	Wire Color Description	Wire Length	End2 Terminal Part Number	End2 Pin Name	End2 Connector
11	-	-	AS10-AG	4085637 R1	3.01	12.0	TXL 150C	WHITE	630.0	-	X	-
12	-	-	AS13R	4085639 R1	3.01	12.0	TXL 150C	PINK	600.0	-	X	-
13	-	-	-	-	-	-	-	-	-	-	-	-
14	-	-	-	-	-	-	-	-	-	-	-	-

Connector Name	K06_6702
Part Number	3543729C1
Instances	LT/RH - A26 - Powertrain ZVR Splice Pack 6702:A26 2021 - LT
Mates	SP-N13-B000-00-10-K1

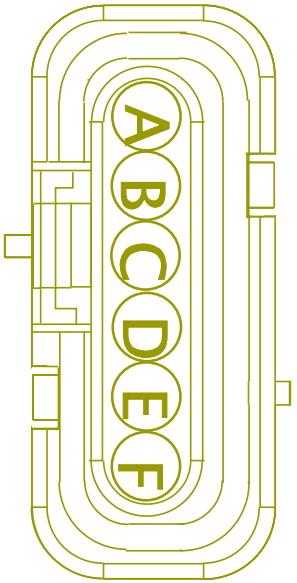

Name	Terminal Part Number	V-Min	Name	Wire Part Number	Wire CSA	Wire Spec	Wire Material description	Wire Color Description	Wire Length	End2 Terminal Part Number	End2 Pin Name	End2 Connect or
A	-	-	KA9AA	3510312 R1	1.16	16.0	Thin Wall XLPE Primary Cable	GREY	689.0	-	-	-
B	-	-	YL9AB	3510310 R1	0.53	20.0	Thin Wall XLPE Primary Cable	GREY	2150.0	-	-	-
B	-	-	YN9AB	3510310 R1	0.53	20.0	Thin Wall XLPE Primary Cable	GREY	1970.0	-	-	-
C	-	-	KK9AAD	2643673 R1	0.79	18.0	Std. Wall XLPE Primary Cable	GREY	2705.0	-	-	-

Name	Terminal Part Number	V-Min	Name	Wire Part Number	Wire CSA	Wire Spec	Wire Material description	Wire Color Description	Wire Length	End2 Terminal Part Number	End2 Pin Name	End2 Connector
C	-	-	WP9AAD	2643673 R1	0.79	18.0	Std. Wall XLPE Primary Cable	GREY	3235.0	-	-	-
D	-	-	JE9AAB	2643673 R1	0.79	18.0	Std. Wall XLPE Primary Cable	GREY	1110.0	-	-	-
D	-	-	KE9AAB	3510311 R1	0.79	18.0	Thin Wall XLPE Primary Cable	GREY	1920.0	-	-	-

Connector Name	K06_6703A
Part Number	3522068C1
Instances	LT/RH - A26 - Air Filter Flow Restriction Monitoring:Diagram1
Mates	DEV-AIR_RESTRICTION-01

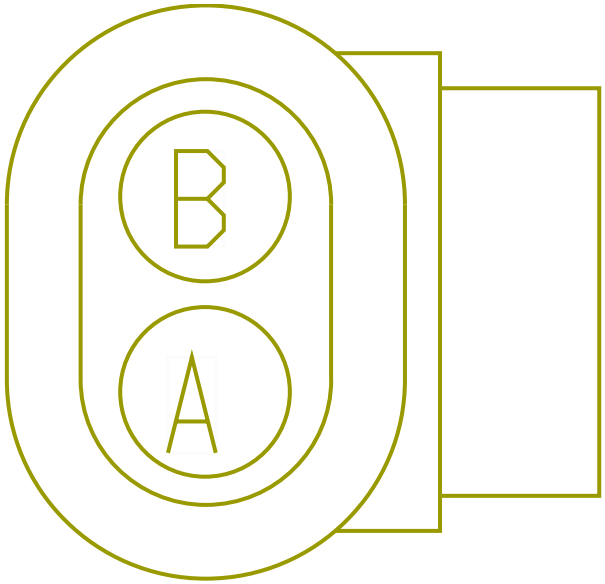

Name	Terminal Part Number	V-Min	Name	Wire Part Number	Wire CSA	Wire Spec	Wire Material description	Wire Color Description	Wire Length	End2 Terminal Part Number	End2 Pin Name	End2 Connect or
A	-	-	JE9AAB	2643673 R1	0.79	18.0	Std. Wall XLPE Primary Cable	GREY	1110.0	-	-	-
B	-	-	JE28	2643676 R1	0.79	18.0	Std. Wall XLPE Primary Cable	TAN	1625.0	-	5	1702

Connector Name	K06_6703D
Part Number	4155801C1
Instances	LT/RH - A26 - Air Filter Flow Restriction Monitoring (LED Indicator):Diagram1
Mates	DEV-AIR_RESTRICTION_IND-01

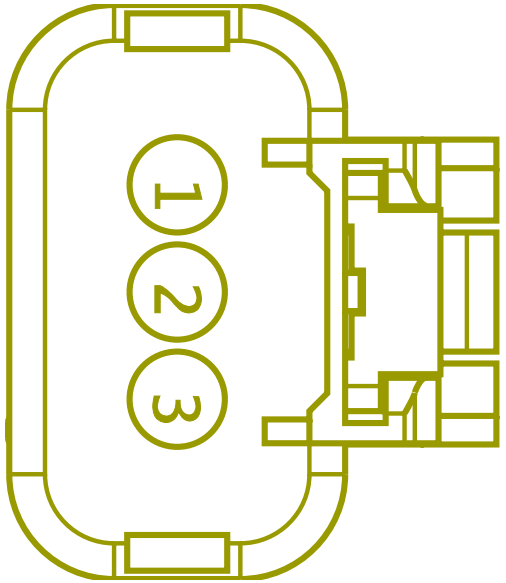

Name	Terminal Part Number	V-Min	Name	Wire Part Number	Wire CSA	Wire Spec	Wire Material description	Wire Color Description	Wire Length	End2 Terminal Part Number	End2 Pin Name	End2 Connect or
1	-	-	MD13AR	2643794 R1	0.79	18.0	Std. Wall XLPE Primary Cable	PINK	2557.0	-	5	1702
2	-	-	MD10AR	2643674 R1	0.79	18.0	Std. Wall XLPE Primary Cable	WHITE	2557.0	-	9	1702

Connector Name	K06_6704H
Part Number	2241337C1
Instances	LT/RH - A26 - Powertrain Ground Splice Pack 6704:A26 2021 - LT
Mates	GND95697

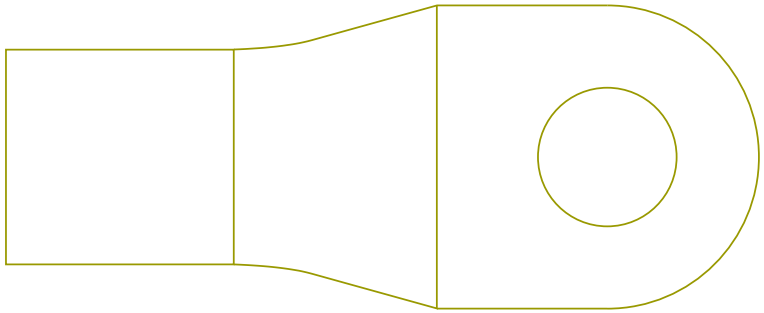

Name	Terminal Part Number	V-Min	Name	Wire Part Number	Wire CSA	Wire Spec	Wire Material description	Wire Color Description	Wire Length	End2 Terminal Part Number	End2 Pin Name	End2 Connect or
A	-	-	KA41-GM	-	0.0	4.0	-	WHITE	0.0	-	PIN1	-

Connector Name	K06_6704
Part Number	3551896C1
Instances	LT/RH - A26 - Powertrain Ground Splice Pack 6704:A26 2021 - LT
Mates	SP-A26-0003-00-10-K0A

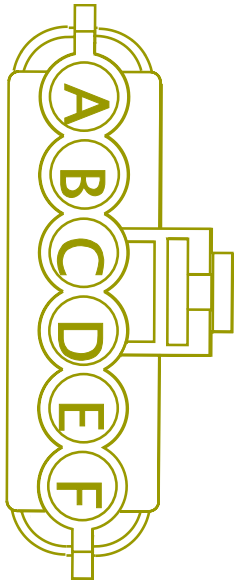

Name	Terminal Part Number	V-Min	Name	Wire Part Number	Wire CSA	Wire Spec	Wire Material description	Wire Color Description	Wire Length	End2 Terminal Part Number	End2 Pin Name	End2 Connect or
A	-	-	KA41-GE	3510363 R1	4.81	10.0	Thin Wall XLPE Primary Cable	WHITE	235.0	-	X	-
C	-	-	AM10-H	3510363 R1	4.81	10.0	Thin Wall XLPE Primary Cable	WHITE	375.0	-	-	-
C	-	-	AL10-H	3510363 R1	4.81	10.0	Thin Wall XLPE Primary Cable	WHITE	375.0	-	-	-
C	-	-	AS10-H	3510363 R1	4.81	10.0	Thin Wall XLPE Primary Cable	WHITE	375.0	-	-	-

Name	Terminal Part Number	V-Min	Name	Wire Part Number	Wire CSA	Wire Spec	Wire Material description	Wire Color Description	Wire Length	End2 Terminal Part Number	End2 Pin Name	End2 Connect or
D	-	-	TD92-G	2643689 R1	1.91	14.0	Std. Wall XLPE Primary Cable	WHITE	1925.0	-	-	-
F	-	-	KA41-GF	3510363 R1	4.81	10.0	Thin Wall XLPE Primary Cable	WHITE	235.0	-	X	-

Connector Name	K06_674B
Part Number	6114577C1
Instances	LT/RH - A26 - Selective Catalytic Reduction (SCR) - (Built 11/01/2021-12/10/2021):Diagram1 LT/RH - A26 - Selective Catalytic Reduction (SCR) - (Built 11/01/2021-12/10/2021):Diagram2 LT/RH/LoneStar - X15 - Selective Catalytic Reduction (SCR):Diagram2 - DEF Tank FT Mtd (674B) LT/RH/LoneStar - X15 - Selective Catalytic Reduction (SCR):Diagram2 - DEF Tank RR Mtd (674)
Mates	L01_674

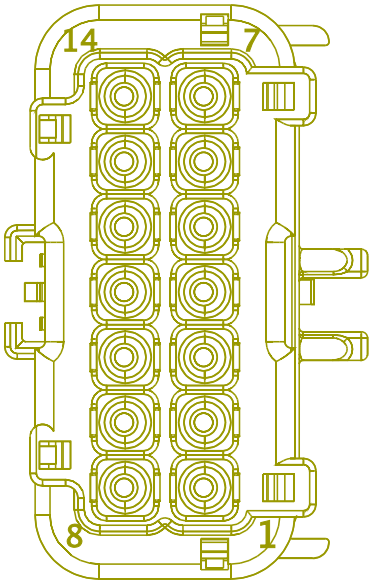

Name	Terminal Part Number	V-Min	Name	Wire Part Number	Wire CSA	Wire Spec	Wire Material description	Wire Color Description	Wire Length	End2 Terminal Part Number	End2 Pin Name	End2 Connector
1	-	-	AK95E	3510328 R1	0.53	20.0	Thin Wall XLPE Primary Cable	TAN	1610.0	-	17	K06_6021 (C1)
2	-	-	AK95F	3510329 R1	0.79	18.0	Thin Wall XLPE Primary Cable	TAN	1460.0	-	2	K06_6021 (C1)
3	-	-	AK95H	3510329 R1	0.79	18.0	Thin Wall XLPE Primary Cable	TAN	1460.0	-	22	K06_6021 (C1)
4	-	-	AK95AR2	3510365 R1	0.79	18.0	Thin Wall XLPE Primary Cable	RED	1250.0	-	5	K06_6021 (C1)
5	-	-	AK95GE	-	0.0	18.0	-	TAN	0.0	-	9	K06_6021 (C1)

Name	Terminal Part Number	V-Min	Name	Wire Part Number	Wire CSA	Wire Spec	Wire Material description	Wire Color Description	Wire Length	End2 Terminal Part Number	End2 Pin Name	End2 Connector
6	-	-	AK95AB	3510329 R1	0.79	18.0	Thin Wall XLPE Primary Cable	TAN	1460.0	-	1	K06_6021 (C1)
7	-	-	AK95AS1	3510329 R1	0.79	18.0	Thin Wall XLPE Primary Cable	TAN	240.0	-	X	-
7	-	-	TJ95AS1	3510329 R1	0.79	18.0	Thin Wall XLPE Primary Cable	TAN	960.0	-	X	-
7	-	-	TK95AS1	3510329 R1	0.79	18.0	Thin Wall XLPE Primary Cable	TAN	240.0	-	X	-
8	-	-	AK95AT1	3510329 R1	0.79	18.0	Thin Wall XLPE Primary Cable	TAN	330.0	-	PIN1	-
8	-	-	TJ95AT1	3510329 R1	0.79	18.0	Thin Wall XLPE Primary Cable	TAN	1050.0	-	X	-
8	-	-	TK95AT1	3510329 R1	0.79	18.0	Thin Wall XLPE Primary Cable	TAN	330.0	-	X	-
9	-	-	AK95AU1	3510329 R1	0.79	18.0	Thin Wall XLPE Primary Cable	TAN	360.0	-	X	-

Name	Terminal Part Number	V-Min	Name	Wire Part Number	Wire CSA	Wire Spec	Wire Material description	Wire Color Description	Wire Length	End2 Terminal Part Number	End2 Pin Name	End2 Connect or
9	-	-	TJ95AU1	3510329 R1	0.79	18.0	Thin Wall XLPE Primary Cable	TAN	1080.0	-	X	-
9	-	-	TK95AU1	3510329 R1	0.79	18.0	Thin Wall XLPE Primary Cable	TAN	360.0	-	X	-
10	-	-	AM95-GB	3510294 R1	1.16	16.0	Thin Wall XLPE Primary Cable	BLACK	300.0	-	X	-
10	-	-	TJ95-GB	3510294 R1	1.16	16.0	Thin Wall XLPE Primary Cable	BLACK	1185.0	-	-	-
10	-	-	TK95-GB	3510294 R1	1.16	16.0	Thin Wall XLPE Primary Cable	BLACK	465.0	-	-	-
11	-	-	AM95-GL	3510294 R1	1.16	16.0	Thin Wall XLPE Primary Cable	BLACK	300.0	-	X	-
12	-	-	AM13AA	3510365 R1	0.79	18.0	Thin Wall XLPE Primary Cable	RED	270.0	-	X	-

Connector Name	K06_674B
Part Number	6114577C1
Instances	LT/RH - A26 - Selective Catalytic Reduction (SCR) - (Built 12/10/2021-12/31/2022):Diagram1 - DEF Tank FT Mtd (674B) and Horizontal Exhaust (670A) LT/RH - A26 - Selective Catalytic Reduction (SCR) - (Built 12/10/2021-12/31/2022):Diagram2 - DEF Tank FT Mtd (674B)
Mates	L01_674

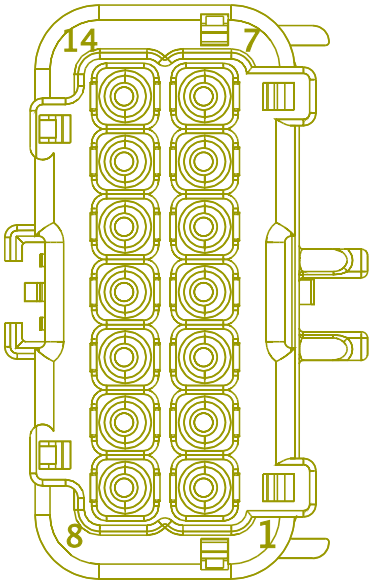

Name	Terminal Part Number	V-Min	Name	Wire Part Number	Wire CSA	Wire Spec	Wire Material description	Wire Color Description	Wire Length	End2 Terminal Part Number	End2 Pin Name	End2 Connector
1	-	-	AK95E	3510328 R1	0.53	20.0	Thin Wall XLPE Primary Cable	TAN	1610.0	-	17	K06_6021 (C1)
2	-	-	AK95F	3510329 R1	0.79	18.0	Thin Wall XLPE Primary Cable	TAN	1460.0	-	2	K06_6021 (C1)
3	-	-	AK95H	3510329 R1	0.79	18.0	Thin Wall XLPE Primary Cable	TAN	1460.0	-	22	K06_6021 (C1)
4	-	-	AK95AR2	3510365 R1	0.79	18.0	Thin Wall XLPE Primary Cable	RED	1250.0	-	5	K06_6021 (C1)
5	-	-	AK95GE	-	0.0	18.0	-	TAN	0.0	-	9	K06_6021 (C1)

Name	Terminal Part Number	V-Min	Name	Wire Part Number	Wire CSA	Wire Spec	Wire Material description	Wire Color Description	Wire Length	End2 Terminal Part Number	End2 Pin Name	End2 Connector
6	-	-	AK95AB	3510329 R1	0.79	18.0	Thin Wall XLPE Primary Cable	TAN	1460.0	-	1	K06_6021 (C1)
7	-	-	AK95AS1	3510329 R1	0.79	18.0	Thin Wall XLPE Primary Cable	TAN	240.0	-	X	-
8	-	-	AK95AT1	3510329 R1	0.79	18.0	Thin Wall XLPE Primary Cable	TAN	330.0	-	PIN1	-
9	-	-	AK95AU1	3510329 R1	0.79	18.0	Thin Wall XLPE Primary Cable	TAN	360.0	-	X	-
10	-	-	AM95-GB	3510294 R1	1.16	16.0	Thin Wall XLPE Primary Cable	BLACK	300.0	-	X	-
11	-	-	AM95-GL	3510294 R1	1.16	16.0	Thin Wall XLPE Primary Cable	BLACK	300.0	-	X	-
12	-	-	AM13AA	3510365 R1	0.79	18.0	Thin Wall XLPE Primary Cable	RED	270.0	-	X	-

Connector Name	K06_6748
Part Number	3602454C1
Instances	Diagnostic Proprietary J1939 A26:Diagnostic Proprietary J1939 A26 Engine Engine Private J1939 A26:Engine Private J1939 A26 LT/RH - A26 - Engine Electrical I/O (24-Pin Vehicle Interface Connector):Diagram2
Mates	DEV-ENGINE_DIAG_CONN-01



Name	Terminal Part Number	V-Min	Name	Wire Part Number	Wire CSA	Wire Spec	Wire Material description	Wire Color Description	Wire Length	End2 Terminal Part Number	End2 Pin Name	End2 Connector
A	-	-	WIRE480607	-	0.0	-	-	-	0.0	-	PIN1	-
A	-	-	AY5D(+)	3510335R1	0.79	18.0	Thin Wall XLPE Primary Cable	YELLOW 2	1129.0	-	X	-
A	-	-	WIRE480600	-	0.0	-	-	-	0.0	-	22	K06_6024 (C4)
B	-	-	WIRE480611	-	0.0	-	-	-	0.0	-	PIN1	-
B	-	-	AY5D(-)	-	0.79	18.0	Thin Wall XLPE Primary Cable	GREEN	1129.0	-	X	-
B	-	-	WIRE480601	-	0.0	-	-	-	0.0	-	23	K06_6024 (C4)

Connector Name	K06_674
Part Number	6114577C1
Instances	LT/RH - A26 - Selective Catalytic Reduction (SCR) - (Built 12/10/2021-12/31/2022):Diagram1 - DEF Tank RR Mtd (674) and Horizontal Exhaust (670A) LT/RH - A26 - Selective Catalytic Reduction (SCR) - (Built 12/10/2021-12/31/2022):Diagram1 - DEF Tank RR Mtd (674) and Vertical Exhaust (670B) LT/RH - A26 - Selective Catalytic Reduction (SCR) - (Built 12/10/2021-12/31/2022):Diagram2 - DEF Tank RR Mtd (674)
Mates	L01_674

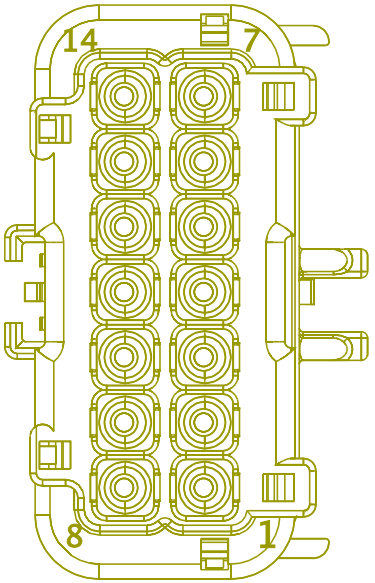

Name	Terminal Part Number	V-Min	Name	Wire Part Number	Wire CSA	Wire Spec	Wire Material description	Wire Color Description	Wire Length	End2 Terminal Part Number	End2 Pin Name	End2 Connector
1	-	-	AJ95E	3510328 R1	0.53	20.0	Thin Wall XLPE Primary Cable	TAN	2190.0	-	17	K06_6021 (C1)
2	-	-	AJ95F	3510329 R1	0.79	18.0	Thin Wall XLPE Primary Cable	TAN	2040.0	-	2	K06_6021 (C1)
3	-	-	AJ95H	3510329 R1	0.79	18.0	Thin Wall XLPE Primary Cable	TAN	2040.0	-	22	K06_6021 (C1)
4	-	-	AJ95AR2	3510365 R1	0.79	18.0	Thin Wall XLPE Primary Cable	RED	1250.0	-	5	K06_6021 (C1)
5	-	-	AJ95GE	-	0.0	18.0	-	TAN	0.0	-	9	K06_6021 (C1)

Name	Terminal Part Number	V-Min	Name	Wire Part Number	Wire CSA	Wire Spec	Wire Material description	Wire Color Description	Wire Length	End2 Terminal Part Number	End2 Pin Name	End2 Connector
6	-	-	AJ95AB	3510329 R1	0.79	18.0	Thin Wall XLPE Primary Cable	TAN	2040.0	-	1	K06_6021 (C1)
7	-	-	AJ95AS1	3510329 R1	0.79	18.0	Thin Wall XLPE Primary Cable	TAN	820.0	-	X	-
8	-	-	AJ95AT1	3510329 R1	0.79	18.0	Thin Wall XLPE Primary Cable	TAN	910.0	-	X	-
9	-	-	AJ95AU1	3510329 R1	0.79	18.0	Thin Wall XLPE Primary Cable	TAN	940.0	-	X	-
10	-	-	AL95-GB	3510294 R1	1.16	16.0	Thin Wall XLPE Primary Cable	BLACK	880.0	-	X	-
10	-	-	AS95-GB	3510294 R1	1.16	16.0	Thin Wall XLPE Primary Cable	BLACK	880.0	-	X	-
11	-	-	AL95-GL	3510294 R1	1.16	16.0	Thin Wall XLPE Primary Cable	BLACK	880.0	-	X	-
11	-	-	AS95-GL	3510293 R1	0.79	18.0	Thin Wall XLPE Primary Cable	BLACK	880.0	-	X	-

Name	Terminal Part Number	V-Min	Name	Wire Part Number	Wire CSA	Wire Spec	Wire Material description	Wire Color Description	Wire Length	End2 Terminal Part Number	End2 Pin Name	End2 Connect or
12	-	-	AL13AA	3510365 R1	0.79	18.0	Thin Wall XLPE Primary Cable	RED	850.0	-	X	-
12	-	-	AS13AA	3510365 R1	0.79	18.0	Thin Wall XLPE Primary Cable	RED	850.0	-	X	-

Connector Name	K06_678
Part Number	3991593C1
Instances	LT/RH - A26 - Selective Catalytic Reduction (SCR) - (Built 12/10/2021-12/31/2022):Diagram1 - DEF Tank FT Mtd (674B) and Horizontal Exhaust (670A) LT/RH - A26 - Selective Catalytic Reduction (SCR) - (Built 12/10/2021-12/31/2022):Diagram1 - DEF Tank RR Mtd (674) and Horizontal Exhaust (670A) LT/RH - A26 - Selective Catalytic Reduction (SCR) - (Built 12/10/2021-12/31/2022):Diagram1 - DEF Tank RR Mtd (674) and Vertical Exhaust (670B)
Mates	DEV-QUALITY_LEVEL_SNSR-01

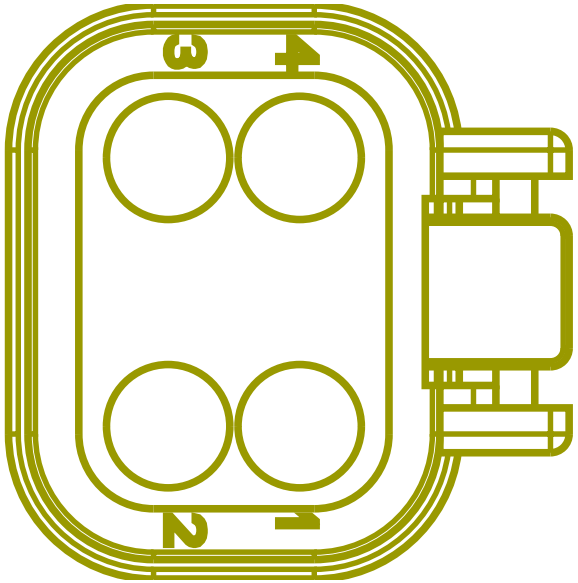

Name	Terminal Part Number	V-Min	Name	Wire Part Number	Wire CSA	Wire Spec	Wire Material description	Wire Color Description	Wire Length	End2 Terminal Part Number	End2 Pin Name	End2 Connector
1	-	-	-	-	-	-	-	-	-	-	-	-
2	-	-	-	-	-	-	-	-	-	-	-	-
3	-	-	10-GL	3510359 R1	0.79	18.0	Thin Wall XLPE Primary Cable	WHITE	530.0	-	11	L01_674
4	-	-	13A	3510323 R1	0.79	18.0	Thin Wall XLPE Primary Cable	PINK	530.0	-	12	L01_674

Connector Name K06_690

Part Number 3765646C92

Instances LT/RH - A26 - Selective Catalytic Reduction (SCR) - (Built 11/01/2021-12/10/2021):Diagram1
LT/RH - A26 - Selective Catalytic Reduction (SCR) - (Built 12/10/2021-12/31/2022):Diagram1 - DEF Tank FT Mtd (674B) and Horizontal Exhaust (670A)
LT/RH - A26 - Selective Catalytic Reduction (SCR) - (Built 12/10/2021-12/31/2022):Diagram1 - DEF Tank RR Mtd (674) and Horizontal Exhaust (670A)
LT/RH - A26 - Selective Catalytic Reduction (SCR) - (Built 12/10/2021-12/31/2022):Diagram1 - DEF Tank RR Mtd (674) and Vertical Exhaust (670B)
LT/RH - A26 - Selective Catalytic Reduction (SCR) - (Built 12/10/2021-12/31/2022):Diagram2 - DEF Tank FT Mtd (674B)
LT/RH - A26 - Selective Catalytic Reduction (SCR) - (Built 12/10/2021-12/31/2022):Diagram2 - DEF Tank RR Mtd (674)
LT/RH A26 - Aftertreatment PDM:PDM - AFTERTREATMENT

Mates CP-K06_690-F1

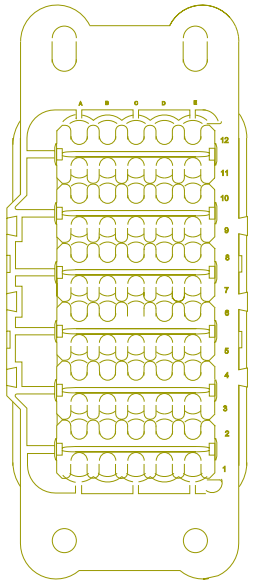

Name	Terminal Part Number	V-Min	Name	Wire Part Number	Wire CSA	Wire Spec	Wire Material description	Wire Color Description	Wire Length	End2 Terminal Part Number	End2 Pin Name	End2 Connect or
A1	-	-	AJ95AS3	3510329 R1	0.79	18.0	Thin Wall XLPE Primary Cable	TAN	1050.0	-	X	-
A1	-	-	AK95AS3	3510329 R1	0.79	18.0	Thin Wall XLPE Primary Cable	TAN	1050.0	-	X	-
A3	-	-	KA95H2	3510323 R1	0.79	18.0	Thin Wall XLPE Primary Cable	PINK	480.0	-	PIN1	-
A4	-	-	AJ95AT3	3510329 R1	0.79	18.0	Thin Wall XLPE Primary Cable	TAN	1140.0	-	X	-

Name	Terminal Part Number	V-Min	Name	Wire Part Number	Wire CSA	Wire Spec	Wire Material description	Wire Color Description	Wire Length	End2 Terminal Part Number	End2 Pin Name	End2 Connector
A4	-	-	AK95T3	-	0.0	18.0	-	TAN	0.0	-	PIN1	-
A6	-	-	KA95H4	3510323 R1	0.79	18.0	Thin Wall XLPE Primary Cable	PINK	480.0	-	PIN1	-
A7	-	-	AJ95AU3	3510329 R1	0.79	18.0	Thin Wall XLPE Primary Cable	TAN	1170.0	-	X	-
A7	-	-	AK95AU3	3510329 R1	0.79	18.0	Thin Wall XLPE Primary Cable	TAN	1170.0	-	X	-
A9	-	-	KA95H6	3510323 R1	0.79	18.0	Thin Wall XLPE Primary Cable	PINK	480.0	-	PIN1	-
A10	-	-	AL95KD	3510333 R1	4.81	10.0	Thin Wall XLPE Primary Cable	TAN	1080.0	-	X	-
A10	-	-	AS95KD	3510369 R1	4.81	10.0	Thin Wall XLPE Primary Cable	RED	1080.0	-	X	-
A10	-	-	AM95KD	3510369 R1	4.81	10.0	Thin Wall XLPE Primary Cable	RED	1080.0	-	X	-
A12	-	-	KA95PB	3510327 R1	4.81	10.0	Thin Wall XLPE Primary Cable	PINK	380.0	-	43	K06_6022 (C2)
A12	-	-	KA95FB	-	0.0	18.0	-	GREY	0.0	-	43	K06_6022 (C2)

Name	Terminal Part Number	V-Min	Name	Wire Part Number	Wire CSA	Wire Spec	Wire Material description	Wire Color Description	Wire Length	End2 Terminal Part Number	End2 Pin Name	End2 Connector
B1	-	-	KA95GBA	3510293 R1	0.79	18.0	Thin Wall XLPE Primary Cable	BLACK	330.0	-	PIN1	-
B3	-	-	KA95H1	3510323 R1	0.79	18.0	Thin Wall XLPE Primary Cable	PINK	480.0	-	X	-
B4	-	-	KA95GBB	3510293 R1	0.79	18.0	Thin Wall XLPE Primary Cable	BLACK	330.0	-	X	-
B6	-	-	KA95H3	3510323 R1	0.79	18.0	Thin Wall XLPE Primary Cable	PINK	480.0	-	X	-
B7	-	-	KA95GBD	3510293 R1	0.79	18.0	Thin Wall XLPE Primary Cable	BLACK	530.0	-	X	-
B9	-	-	KA95H5	3510323 R1	0.79	18.0	Thin Wall XLPE Primary Cable	PINK	480.0	-	X	-
B10	-	-	KA95TB	3510311 R1	0.79	18.0	Thin Wall XLPE Primary Cable	GREY	2270.0	-	18	K06_6022 (C2)
B12	-	-	KA95PA	3510327 R1	4.81	10.0	Thin Wall XLPE Primary Cable	PINK	380.0	-	-	-

Name	Terminal Part Number	V-Min	Name	Wire Part Number	Wire CSA	Wire Spec	Wire Material description	Wire Color Description	Wire Length	End2 Terminal Part Number	End2 Pin Name	End2 Connector
E1	-	-	KA95H7	3510323 R1	0.79	18.0	Thin Wall XLPE Primary Cable	PINK	480.0	-	-	-
E2	-	-	KA14DA	-	0.0	18.0	-	RED	0.0	-	X	-
E3	-	-	KA95PA	3510327 R1	4.81	10.0	Thin Wall XLPE Primary Cable	PINK	380.0	-	-	-
E4	-	-	KA14DC	-	0.0	10.0	-	RED	0.0	-	X	-

Connector Name	K06_690
Part Number	3765646C92
Instances	LT/RH - A26 - Selective Catalytic Reduction (SCR) - (Built 11/01/2021-12/10/2021):Diagram2
Mates	RLY-PRESSURE_HEAT-01

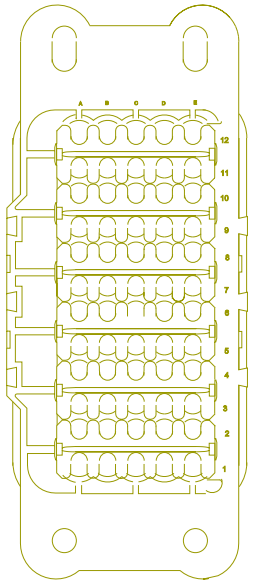

Name	Terminal Part Number	V-Min	Name	Wire Part Number	Wire CSA	Wire Spec	Wire Material description	Wire Color Description	Wire Length	End2 Terminal Part Number	End2 Pin Name	End2 Connect or
B4	-	-	KA95GBB	3510293 R1	0.79	18.0	Thin Wall XLPE Primary Cable	BLACK	330.0	-	X	-
B6	-	-	AK95AT3	3510329 R1	0.79	18.0	Thin Wall XLPE Primary Cable	TAN	1140.0	-	PIN1	-

Connector Name	K06_690
Part Number	3765646C92
Instances	LT/RH - A26 - Selective Catalytic Reduction (SCR) - (Built 11/01/2021-12/10/2021):Diagram2
Mates	RLY-SUCTION_HEAT-01

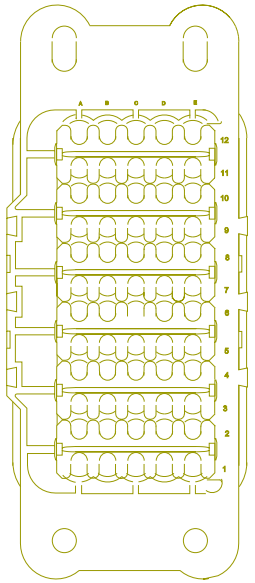

Name	Terminal Part Number	V-Min	Name	Wire Part Number	Wire CSA	Wire Spec	Wire Material description	Wire Color Description	Wire Length	End2 Terminal Part Number	End2 Pin Name	End2 Connect or
B7	-	-	KA95GBD	3510293 R1	0.79	18.0	Thin Wall XLPE Primary Cable	BLACK	530.0	-	X	-
B9	-	-	AK95AU3	3510329 R1	0.79	18.0	Thin Wall XLPE Primary Cable	TAN	1170.0	-	X	-

Connector Name	K06_690
Part Number	3765646C92
Instances	LT/RH - A26 - Selective Catalytic Reduction (SCR) - (Built 11/01/2021-12/10/2021):Diagram2
Mates	CP-K06_690-F1

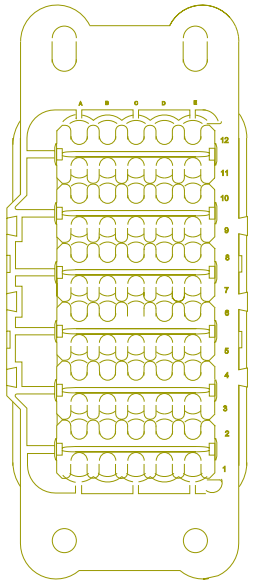

Name	Terminal Part Number	V-Min	Name	Wire Part Number	Wire CSA	Wire Spec	Wire Material description	Wire Color Description	Wire Length	End2 Terminal Part Number	End2 Pin Name	End2 Connect or
E2	-	-	KA14DA	-	0.0	18.0	-	RED	0.0	-	X	-

Connector Name	K06_690
Part Number	3765646C92
Instances	LT/RH - A26 - Selective Catalytic Reduction (SCR) - (Built 11/01/2021-12/10/2021):Diagram2
Mates	RLY-BACKFLOW_HEAT-01

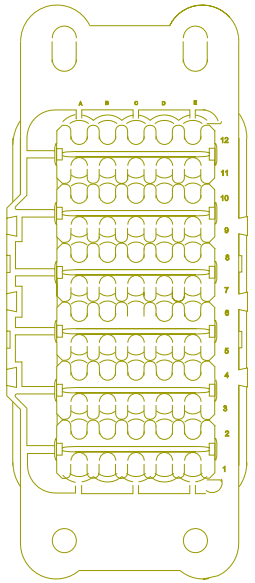

Name	Terminal Part Number	V-Min	Name	Wire Part Number	Wire CSA	Wire Spec	Wire Material description	Wire Color Description	Wire Length	End2 Terminal Part Number	End2 Pin Name	End2 Connect or
A1	-	-	KA95H1	3510323 R1	0.79	18.0	Thin Wall XLPE Primary Cable	PINK	480.0	-	X	-
A3	-	-	KA95H2	3510323 R1	0.79	18.0	Thin Wall XLPE Primary Cable	PINK	480.0	-	X	-

Connector Name	K06_690
Part Number	3765646C92
Instances	LT/RH - A26 - Selective Catalytic Reduction (SCR) - (Built 11/01/2021-12/10/2021):Diagram1
Mates	CP-K06_690-F2

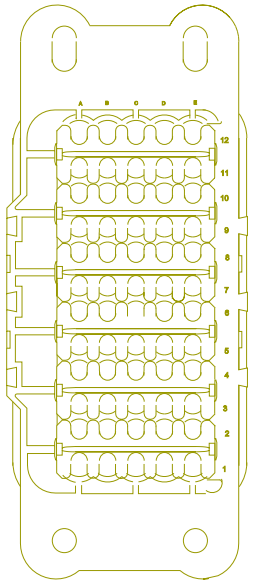

Name	Terminal Part Number	V-Min	Name	Wire Part Number	Wire CSA	Wire Spec	Wire Material description	Wire Color Description	Wire Length	End2 Terminal Part Number	End2 Pin Name	End2 Connect or
E3	-	-	KA95PA	3510327 R1	4.81	10.0	Thin Wall XLPE Primary Cable	PINK	380.0	-	A10	690

Connector Name	K06_690
Part Number	3765646C92
Instances	LT/RH - A26 - Selective Catalytic Reduction (SCR) - (Built 11/01/2021-12/10/2021):Diagram2
Mates	RLY-PRESSURE_HEAT-01

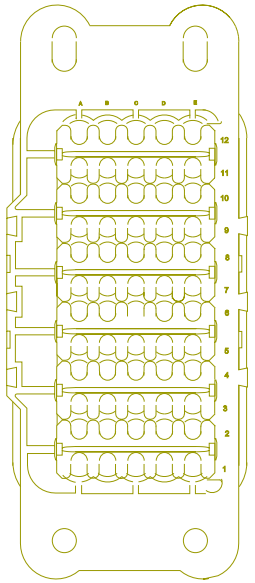

Name	Terminal Part Number	V-Min	Name	Wire Part Number	Wire CSA	Wire Spec	Wire Material description	Wire Color Description	Wire Length	End2 Terminal Part Number	End2 Pin Name	End2 Connect or
A4	-	-	KA95H3	3510323 R1	0.79	18.0	Thin Wall XLPE Primary Cable	PINK	480.0	-	X	-
A6	-	-	KA95H4	3510323 R1	0.79	18.0	Thin Wall XLPE Primary Cable	PINK	480.0	-	X	-

Connector Name	K06_690
Part Number	3765646C92
Instances	LT/RH - A26 - Selective Catalytic Reduction (SCR) - (Built 11/01/2021-12/10/2021):Diagram2
Mates	CP-K06_690-F1

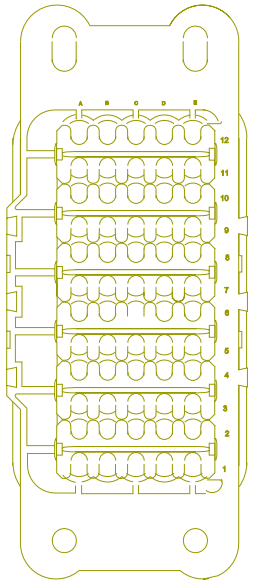

Name	Terminal Part Number	V-Min	Name	Wire Part Number	Wire CSA	Wire Spec	Wire Material description	Wire Color Description	Wire Length	End2 Terminal Part Number	End2 Pin Name	End2 Connect or
E1	-	-	KA95H7	3510323 R1	0.79	18.0	Thin Wall XLPE Primary Cable	PINK	480.0	-	X	-

Connector Name	K06_690
Part Number	3765646C92
Instances	LT/RH - A26 - Selective Catalytic Reduction (SCR) - (Built 11/01/2021-12/10/2021):Diagram2
Mates	RLY-BACKFLOW_HEAT-01

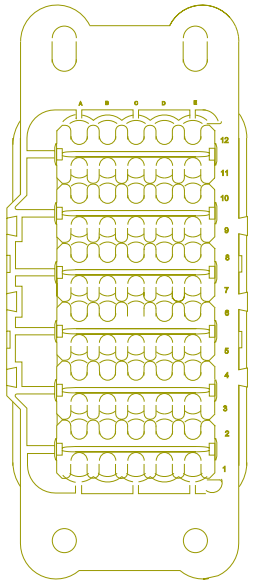

Name	Terminal Part Number	V-Min	Name	Wire Part Number	Wire CSA	Wire Spec	Wire Material description	Wire Color Description	Wire Length	End2 Terminal Part Number	End2 Pin Name	End2 Connect or
B1	-	-	KA95GBA	3510293 R1	0.79	18.0	Thin Wall XLPE Primary Cable	BLACK	330.0	-	X	-
B3	-	-	AK95AS3	3510329 R1	0.79	18.0	Thin Wall XLPE Primary Cable	TAN	1050.0	-	X	-

Connector Name	K06_690
Part Number	3765646C92
Instances	LT/RH - A26 - Selective Catalytic Reduction (SCR) - (Built 11/01/2021-12/10/2021):Diagram2
Mates	RLY-SUCTION_HEAT-01

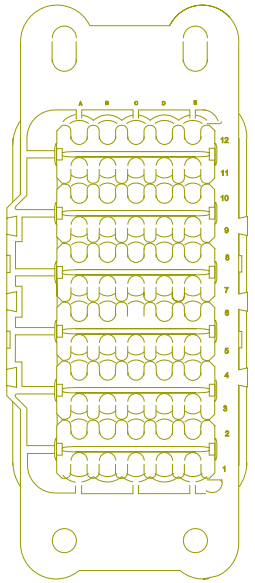

Name	Terminal Part Number	V-Min	Name	Wire Part Number	Wire CSA	Wire Spec	Wire Material description	Wire Color Description	Wire Length	End2 Terminal Part Number	End2 Pin Name	End2 Connect or
A7	-	-	KA95H5	3510323 R1	0.79	18.0	Thin Wall XLPE Primary Cable	PINK	480.0	-	X	-
A9	-	-	KA95H6	3510323 R1	0.79	18.0	Thin Wall XLPE Primary Cable	PINK	480.0	-	X	-

Connector Name	K06_691
Part Number	3714731C1
Instances	LT/RH - A26 - Selective Catalytic Reduction (SCR) - (Built 12/10/2021-12/31/2022):Diagram1 - DEF Tank FT Mtd (674B) and Horizontal Exhaust (670A) LT/RH - A26 - Selective Catalytic Reduction (SCR) - (Built 12/10/2021-12/31/2022):Diagram1 - DEF Tank RR Mtd (674) and Horizontal Exhaust (670A) LT/RH - A26 - Selective Catalytic Reduction (SCR) - (Built 12/10/2021-12/31/2022):Diagram1 - DEF Tank RR Mtd (674) and Vertical Exhaust (670B)
Mates	DEV-DEF_TANK_HT_VALVE-02



Name	Terminal Part Number	V-Min	Name	Wire Part Number	Wire CSA	Wire Spec	Wire Material description	Wire Color Description	Wire Length	End2 Terminal Part Number	End2 Pin Name	End2 Connect or
1	-	-	95AC	3510329 R1	0.79	18.0	Thin Wall XLPE Primary Cable	TAN	670.0	-	-	-
4	-	-	95AB	3510347 R1	0.79	18.0	Thin Wall XLPE Primary Cable	PURPLE	670.0	-	-	-

Connector Name	K06_7000
Part Number	365876C2
Instances	LT/RH - 2021 A26 - Charging System (Delco Remy 28SI Alternator W/ Remote Sense):Diagram1 - Starter:Mitsubishi LT/RH - 2021 A26 - Charging System (Delco Remy 28SI Alternator W/ Remote Sense):Diagram2 - Starter:Delco Remy LT/RH - 2021 A26 - Charging System (Delco Remy 28SI Alternator W/ Remote Sense):Diagram3 - Starter:Leece-Neville LT/RH - 2021 A26 - Charging System (Delco Remy 36SI Alternator W/ Remote Sense):Diagram1 - Starter:Mitsubishi LT/RH - 2021 A26 - Charging System (Delco Remy 36SI Alternator W/ Remote Sense):Diagram2 - Starter:Delco Remy LT/RH - 2021 A26 - Charging System (Delco Remy 36SI Alternator W/ Remote Sense):Diagram3 - Starter:Leece-Neville LT/RH - 2021 A26 - Charging System (Delco Remy 40SI/38SI Alternator W/ Remote Sense):Diagram1 - Starter:Mitsubishi LT/RH - 2021 A26 - Charging System (Delco Remy 40SI/38SI Alternator W/ Remote Sense):Diagram2 - Starter:Delco Remy LT/RH - 2021 A26 - Charging System (Delco Remy 40SI/38SI Alternator W/ Remote Sense):Diagram3 - Starter:Leece-Neville LT/RH - 2021 A26 - Charging System (Leece-Neville - LN 325A Alternator W/ Remote Sense):Diagram1 - Starter:Mitsubishi LT/RH - 2021 A26 - Charging System (Leece-Neville - LN 325A Alternator W/ Remote Sense):Diagram2 - Starter:Delco Remy LT/RH - 2021 A26 - Charging System (Leece-Neville - LN 325A Alternator W/ Remote Sense):Diagram3 - Starter:Leece-Neville LT/RH - 2021 A26 - Charging System (Leece-Neville AVI160-190A/210A/240A Alternator W/ Remote Sense):Diagram1 - Starter:Mitsubishi LT/RH - 2021 A26 - Charging System (Leece-Neville AVI160-190A/210A/240A Alternator W/ Remote Sense):Diagram2 - Starter:Delco Remy LT/RH - 2021 A26 - Charging System (Leece-Neville AVI160-190A/210A/240A Alternator W/ Remote Sense):Diagram3 - Starter:Leece-Neville LT/RH - A26 - Charging System (Bosch LIL165_LIL200 Alternator W/ Remote Sense):Diagram1 - Starter:Mitsubishi LT/RH - A26 - Charging System (Bosch LIL165_LIL200 Alternator W/ Remote Sense):Diagram2 - Starter:Delco Remy LT/RH - A26 - Charging System (Bosch LIL165_LIL200 Alternator W/ Remote Sense):Diagram3 - Starter:Leece-Neville
Mates	12 Volt Battery

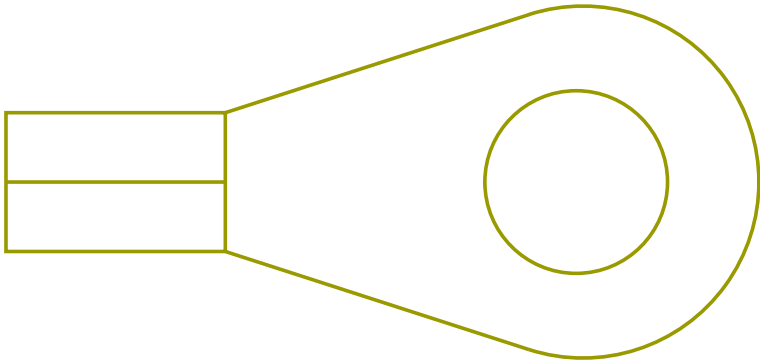

Name	Terminal Part Number	V-Min	Name	Wire Part Number	Wire CSA	Wire Spec	Wire Material description	Wire Color Description	Wire Length	End2 Terminal Part Number	End2 Pin Name	End2 Connector
A	-	-	JS1A	2643694 R1	1.91	14.0	Std. Wall XLPE Primary Cable	LIGHT BLUE	3755.0	-	B	K06_1F
A	-	-	JS1A	-	0.0	16.0	-	LIGHT BLUE	0.0	-	B	K06_1F

Connector Name	K06_7100
Part Number	3695859C1
Instances	LT/RH - 2021 A26 - Charging System (Delco Remy 28SI Alternator W/ Remote Sense):Diagram1 - Starter:Mitsubishi LT/RH - 2021 A26 - Charging System (Delco Remy 28SI Alternator W/ Remote Sense):Diagram2 - Starter:Delco Remy LT/RH - 2021 A26 - Charging System (Delco Remy 28SI Alternator W/ Remote Sense):Diagram3 - Starter:Leece-Neville LT/RH - 2021 A26 - Charging System (Delco Remy 36SI Alternator W/ Remote Sense):Diagram1 - Starter:Mitsubishi LT/RH - 2021 A26 - Charging System (Delco Remy 36SI Alternator W/ Remote Sense):Diagram2 - Starter:Delco Remy LT/RH - 2021 A26 - Charging System (Delco Remy 36SI Alternator W/ Remote Sense):Diagram3 - Starter:Leece-Neville LT/RH - 2021 A26 - Charging System (Delco Remy 40SI/38SI Alternator W/ Remote Sense):Diagram1 - Starter:Mitsubishi LT/RH - 2021 A26 - Charging System (Delco Remy 40SI/38SI Alternator W/ Remote Sense):Diagram2 - Starter:Delco Remy LT/RH - 2021 A26 - Charging System (Delco Remy 40SI/38SI Alternator W/ Remote Sense):Diagram3 - Starter:Leece-Neville LT/RH - 2021 A26 - Charging System (Leece-Neville - LN 325A Alternator W/ Remote Sense):Diagram1 - Starter:Mitsubishi LT/RH - 2021 A26 - Charging System (Leece-Neville - LN 325A Alternator W/ Remote Sense):Diagram2 - Starter:Delco Remy LT/RH - 2021 A26 - Charging System (Leece-Neville - LN 325A Alternator W/ Remote Sense):Diagram3 - Starter:Leece-Neville LT/RH - 2021 A26 - Charging System (Leece-Neville AVI160-190A/210A/240A Alternator W/ Remote Sense):Diagram1 - Starter:Mitsubishi LT/RH - 2021 A26 - Charging System (Leece-Neville AVI160-190A/210A/240A Alternator W/ Remote Sense):Diagram2 - Starter:Delco Remy LT/RH - 2021 A26 - Charging System (Leece-Neville AVI160-190A/210A/240A Alternator W/ Remote Sense):Diagram3 - Starter:Leece-Neville LT/RH - A26 - Charging System (Bosch LIL165_LIL200 Alternator W/ Remote Sense):Diagram1 - Starter:Mitsubishi LT/RH - A26 - Charging System (Bosch LIL165_LIL200 Alternator W/ Remote Sense):Diagram2 - Starter:Delco Remy LT/RH - A26 - Charging System (Bosch LIL165_LIL200 Alternator W/ Remote Sense):Diagram3 - Starter:Leece-Neville
Mates	DEV-Alternator-08

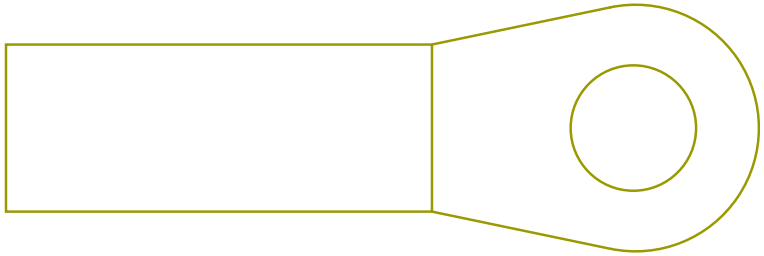

Name	Terminal Part Number	V-Min	Name	Wire Part Number	Wire CSA	Wire Spec	Wire Material description	Wire Color Description	Wire Length	End2 Terminal Part Number	End2 Pin Name	End2 Connect or
A	-	-	JS1B	2643692 R1	1.91	14.0	Std. Wall XLPE Primary Cable	TAN	130.0	-	A	K06_1F
A	-	-	JS1B	-	0.0	16.0	-	TAN	0.0	-	A	K06_1F

Connector Name	K06_7105A
Part Number	3599542C1
Instances	LT/RH - 2021 A26 - Transmission Shifter (Universal Stalk Shifter, Ultrashift):Diagram1 LT/RH - A26 - Starter Interlock (BCM HSD Controlled w/ Relay & N/ Neutral Switch):Diagram1 LT/RH - A26 - Starter Interlock (BCM HSD Controlled W/ Relay & W/ Neutral Switch):Diagram1 LT/RH - A26 - Transmission (Ultrashift + FAS):Diagram1 LT/RH - A26 - Transmissions Electrical I/O (Eaton Ultrashift):Diagram1
Mates	MODU-TCM-A002-10-01B Ultrashift A26

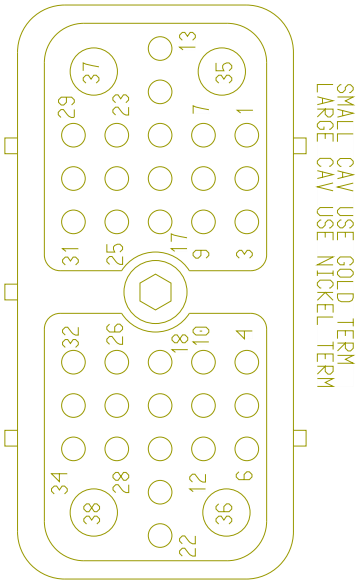

Name	Terminal Part Number	V-Min	Name	Wire Part Number	Wire CSA	Wire Spec	Wire Material description	Wire Color Description	Wire Length	End2 Terminal Part Number	End2 Pin Name	End2 Connector
2	-	-	-	-	-	-	-	-	-	-	-	-
3	-	-	-	-	-	-	-	-	-	-	-	-
4	-	-	KH17-GC	2643794 R1	0.79	18.0	Std. Wall XLPE Primary Cable	PINK	3385.0	-	19	1702
4	-	-	KH17-GC	2643794 R1	0.79	18.0	Std. Wall XLPE Primary Cable	PINK	3385.0	-	19	K06_1702
16	-	-	TG92A	2643676 R1	0.79	18.0	Std. Wall XLPE Primary Cable	TAN	3385.0	-	12	1702
16	-	-	TG92A	2643676 R1	0.79	18.0	Std. Wall XLPE Primary Cable	TAN	3385.0	-	12	K06_1702

Name	Terminal Part Number	V-Min	Name	Wire Part Number	Wire CSA	Wire Spec	Wire Material description	Wire Color Description	Wire Length	End2 Terminal Part Number	End2 Pin Name	End2 Connector
17	-	-	TG92B	2643676 R1	0.79	18.0	Std. Wall XLPE Primary Cable	TAN	3385.0	-	40	1702
17	-	-	TG92B	2643676 R1	0.79	18.0	Std. Wall XLPE Primary Cable	TAN	3385.0	-	40	K06_1702
18	-	-	VY92DP	2643676 R1	0.79	18.0	Std. Wall XLPE Primary Cable	TAN	285.0	-	A	K06_7502
18	-	-	VY92DP	2643676 R1	0.79	18.0	Std. Wall XLPE Primary Cable	TAN	285.0	-	-	-
24	-	-	SJ92DN	2643676 R1	0.79	18.0	Std. Wall XLPE Primary Cable	TAN	3385.0	-	25	K06_1702
26	-	-	KH17C	3510324 R1	1.16	16.0	Thin Wall XLPE Primary Cable	PINK	3385.0	-	21	K06_1702
32	-	-	KH17B	2643794 R1	0.79	18.0	Std. Wall XLPE Primary Cable	PINK	3385.0	-	20	1702
32	-	-	KH17B	2643794 R1	0.79	18.0	Std. Wall XLPE Primary Cable	PINK	3385.0	-	20	K06_1702

Name	Terminal Part Number	V-Min	Name	Wire Part Number	Wire CSA	Wire Spec	Wire Material description	Wire Color Description	Wire Length	End2 Terminal Part Number	End2 Pin Name	End2 Connect or
34	-	-	VY92DR	2643676 R1	0.79	18.0	Std. Wall XLPE Primary Cable	TAN	285.0	-	B	K06_7502
34	-	-	VY92DR	2643676 R1	0.79	18.0	Std. Wall XLPE Primary Cable	TAN	285.0	-	-	-
35	-	-	KH13A	2643691 R1	1.91	14.0	Std. Wall XLPE Primary Cable	PINK	3385.0	-	8	1702
35	-	-	KH13A	2643691 R1	1.91	14.0	Std. Wall XLPE Primary Cable	PINK	3385.0	-	8	K06_1702
36	-	-	WC10-GO	-	0.0	12.0	-	WHITE	0.0	-	-	-
38	-	-	LJ14D	-	0.0	12.0	-	RED	0.0	-	-	-

Connector Name K06_7107

Part Number 3765545C1

Instances LT/RH - A26 - Backup Light (Dual Reverse LT) - Relay Coil CTRL by TCM - 6 PIN:Diagram1
LT/RH - A26 - Backup Light (Single Reverse Light) Procision, Endurant:Diagram1
LT/RH - A26 - Backup Light (Single Reverse Light)Yukon AMT:Diagram1
LT/RH - A26 - Transmission (Endurant):Diagram1

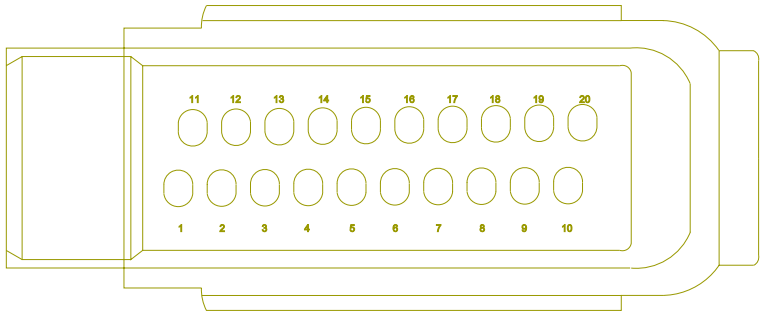

Name	Terminal Part Number	V-Min	Name	Wire Part Number	Wire CSA	Wire Spec	Wire Material description	Wire Color Description	Wire Length	End2 Terminal Part Number	End2 Pin Name	End2 Connector
1	-	-	KG71K	3510341 R1	0.79	18.0	Thin Wall XLPE Primary Cable	LIGHT BLUE	2810.0	-	7	K06_1702
2	-	-	KT92#202	3510341 R1	0.79	18.0	Thin Wall XLPE Primary Cable	LIGHT BLUE	2300.0	-	-	-
5	-	-	KP71L	3510317 R1	0.79	18.0	Thin Wall XLPE Primary Cable	ORANGE	2350.0	-	6	K06_1702
5	-	-	KT71A	3510341 R1	0.79	18.0	Thin Wall XLPE Primary Cable	LIGHT BLUE	1150.0	-	-	-
7	-	-	LE5F(+)	-	0.0	18.0	-	YELLOW 2	0.0	-	-	-

Name	Terminal Part Number	V-Min	Name	Wire Part Number	Wire CSA	Wire Spec	Wire Material description	Wire Color Description	Wire Length	End2 Terminal Part Number	End2 Pin Name	End2 Connector
7	-	-	LF5F(+)	-	0.0	18.0	-	YELLOW 2	0.0	-	-	-
8	-	-	LE5F(-)	-	0.0	18.0	-	GREEN	0.0	-	-	-
8	-	-	LF5F(-)	-	0.0	18.0	-	GREEN	0.0	-	-	-
14	-	-	KT92#214	3510329 R1	0.79	18.0	Thin Wall XLPE Primary Cable	TAN	2300.0	-	-	-
15	-	-	KT92#215	3510329 R1	0.79	18.0	Thin Wall XLPE Primary Cable	TAN	2300.0	-	-	-
16	-	-	KT92#216	3510329 R1	0.79	18.0	Thin Wall XLPE Primary Cable	TAN	2300.0	-	-	-

Connector Name	K06_7107
Part Number	3765545C1
Instances	LT/RH - A26 - Backup Light (Dual Reverse LT) - Relay Coil CTRL by TCM - 6 PIN:Diagram2
Mates	MODU-TCM-A002-10-02A Endurant A26

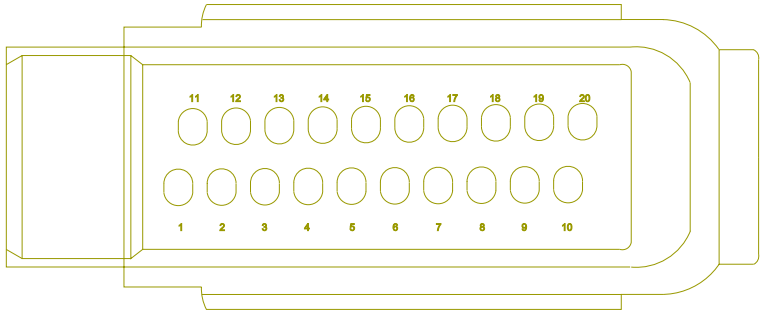

Name	Terminal Part Number	V-Min	Name	Wire Part Number	Wire CSA	Wire Spec	Wire Material description	Wire Color Description	Wire Length	End2 Terminal Part Number	End2 Pin Name	End2 Connect or
1	-	-	KG71K	3510341 R1	0.79	18.0	Thin Wall XLPE Primary Cable	LIGHT BLUE	2810.0	-	-	-
5	-	-	KP71L	3510317 R1	0.79	18.0	Thin Wall XLPE Primary Cable	ORANGE	2350.0	-	-	-

Connector Name K06_7150

Part Number 3605713C1

Instances LT/RH - A26 - Auto Neutral (Allison with Multiplex Switch and Confirmation Telltale):Diagram1
LT/RH - A26 - Backup Light (Dual Reverse Light)Allison/ZF Trans:Diagram1
LT/RH - A26 - Backup Light (Dual Reverse Light)Allison/ZF Trans:Diagram2
LT/RH - A26 - Backup Light (Reverse Light) Allison/ZF Trans:Diagram1
LT/RH - A26 - Backup Light (Single Reverse Light) W/ Allison:Diagram1
LT/RH - A26 - Backup Lights (W/ BB TRLR SKT)Allison/ZF Trans:Diagram1
LT/RH - A26 - Starter Interlocks (BCM controlled with input from Allison TCM:Diagram1
LT/RH - A26 - Transmission (Allison 3K):Diagram1
LT/RH - A26 - Transmission I/O (Allison 3K with Body Builder):Diagram1
LT/RH - A26 - Transmission I/O (Allison 3K with Body Builder):Diagram2
LT/RH - A26 - Transmission I/O (Allison 3K with Body Builder):Diagram3

Mates MODU-TCM-A002-10-03 Allison 3K A26

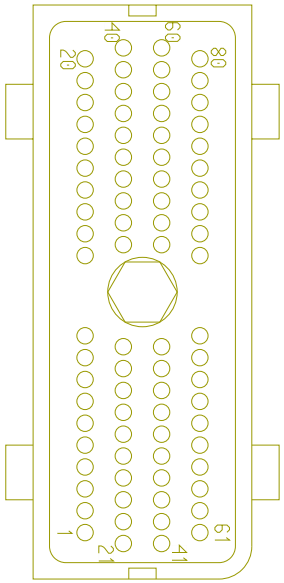

Name	Terminal Part Number	V-Min	Name	Wire Part Number	Wire CSA	Wire Spec	Wire Material description	Wire Color Description	Wire Length	End2 Terminal Part Number	End2 Pin Name	End2 Connector
1	-	-	TD92#101	3510341 R1	0.79	18.0	Thin Wall XLPE Primary Cable	LIGHT BLUE	3180.0	-	A	K06_7206
1	-	-	TD92#101	3510341 R1	0.79	18.0	Thin Wall XLPE Primary Cable	LIGHT BLUE	3180.0	-	-	-
3	-	-	TW92#103	3510335 R1	0.79	18.0	Thin Wall XLPE Primary Cable	YELLOW 2	2775.0	-	X	-

Name	Terminal Part Number	V-Min	Name	Wire Part Number	Wire CSA	Wire Spec	Wire Material description	Wire Color Description	Wire Length	End2 Terminal Part Number	End2 Pin Name	End2 Connector
3	-	-	TW92#103	3510335 R1	0.79	18.0	Thin Wall XLPE Primary Cable	YELLOW 2	2775.0	-	-	-
5	-	-	TD92#105	3510329 R1	0.79	18.0	Thin Wall XLPE Primary Cable	TAN	3180.0	-	F	K06_7205
5	-	-	TD92#105	3510329 R1	0.79	18.0	Thin Wall XLPE Primary Cable	TAN	3180.0	-	-	-
6	-	-	-	-	-	-	-	-	-	-	-	-
6	-	-	XR5B106	-	0.0	18.0	-	YELLOW 2	0.0	-	-	-
9	-	-	TD92#109	3510311 R1	0.79	18.0	Thin Wall XLPE Primary Cable	GREY	120.0	-	X	-
10	-	-	TD92#110	3510323 R1	0.79	18.0	Thin Wall XLPE Primary Cable	PINK	145.0	-	X	-
11	-	-	TD92#111	3510317 R1	0.79	18.0	Thin Wall XLPE Primary Cable	ORANGE	1125.0	-	1	K06_7250
11	-	-	TD92#111	3510317 R1	0.79	18.0	Thin Wall XLPE Primary Cable	ORANGE	1125.0	-	-	-
12	-	-	TW92#112	3510329 R1	0.79	18.0	Thin Wall XLPE Primary Cable	TAN	1125.0	-	16	K06_7250

Name	Terminal Part Number	V-Min	Name	Wire Part Number	Wire CSA	Wire Spec	Wire Material description	Wire Color Description	Wire Length	End2 Terminal Part Number	End2 Pin Name	End2 Connector
12	-	-	TW92#112	3510329 R1	0.79	18.0	Thin Wall XLPE Primary Cable	TAN	1125.0	-	-	-
16	-	-	TD92#116	3510341 R1	0.79	18.0	Thin Wall XLPE Primary Cable	LIGHT BLUE	1125.0	-	15	K06_7250
16	-	-	TD92#116	3510341 R1	0.79	18.0	Thin Wall XLPE Primary Cable	LIGHT BLUE	1125.0	-	-	-
17	-	-	SA92#117	3510329 R1	0.79	18.0	Thin Wall XLPE Primary Cable	TAN	3180.0	-	B	K06_7206
17	-	-	SD92#117	3510329 R1	0.79	18.0	Thin Wall XLPE Primary Cable	TAN	3555.0	-	25	1702
17	-	-	SD92#117	3510329 R1	0.79	18.0	Thin Wall XLPE Primary Cable	TAN	3555.0	-	25	K06_1702
17	-	-	SA92#117	3510329 R1	0.79	18.0	Thin Wall XLPE Primary Cable	TAN	3180.0	-	-	-
17	-	-	SC92A117	3510329 R1	0.79	18.0	Thin Wall XLPE Primary Cable	TAN	270.0	-	-	-

Name	Terminal Part Number	V-Min	Name	Wire Part Number	Wire CSA	Wire Spec	Wire Material description	Wire Color Description	Wire Length	End2 Terminal Part Number	End2 Pin Name	End2 Connector
18	-	-	TD92#118	3510329 R1	0.79	18.0	Thin Wall XLPE Primary Cable	TAN	1125.0	-	17	K06_7250
18	-	-	TD92#118	3510329 R1	0.79	18.0	Thin Wall XLPE Primary Cable	TAN	1125.0	-	-	-
20	-	-	TM92#120	3510341 R1	0.79	18.0	Thin Wall XLPE Primary Cable	LIGHT BLUE	1131.0	-	14	K06_7250
20	-	-	TM92#120	3510341 R1	0.79	18.0	Thin Wall XLPE Primary Cable	LIGHT BLUE	1131.0	-	-	-
22	-	-	TD92#122	3510335 R1	0.79	18.0	Thin Wall XLPE Primary Cable	YELLOW 2	3180.0	-	E	K06_7205
22	-	-	TD92#122	3510335 R1	0.79	18.0	Thin Wall XLPE Primary Cable	YELLOW 2	3180.0	-	-	-
23	-	-	TD92#123	3510341 R1	0.79	18.0	Thin Wall XLPE Primary Cable	LIGHT BLUE	3180.0	-	H	K06_7206
23	-	-	TD92#123	3510341 R1	0.79	18.0	Thin Wall XLPE Primary Cable	LIGHT BLUE	3180.0	-	-	-

Name	Terminal Part Number	V-Min	Name	Wire Part Number	Wire CSA	Wire Spec	Wire Material description	Wire Color Description	Wire Length	End2 Terminal Part Number	End2 Pin Name	End2 Connector
24	-	-	TW92#124	3510329 R1	0.79	18.0	Thin Wall XLPE Primary Cable	TAN	3180.0	-	D	K06_7205
24	-	-	TW92#124	3510329 R1	0.79	18.0	Thin Wall XLPE Primary Cable	TAN	3180.0	-	-	-
27	-	-	-	-	-	-	-	-	-	-	-	-
27	-	-	XR5B127	-	0.0	18.0	-	GREEN	0.0	-	-	-
30	-	-	TD92#130	3510359 R1	0.79	18.0	Thin Wall XLPE Primary Cable	WHITE	3180.0	-	G	K06_7206
30	-	-	TD92#130	3510359 R1	0.79	18.0	Thin Wall XLPE Primary Cable	WHITE	3180.0	-	-	-
31	-	-	TU92#131	3510335 R1	0.79	18.0	Thin Wall XLPE Primary Cable	YELLOW 2	1125.0	-	11	K06_7250
31	-	-	TU92#131	3510335 R1	0.79	18.0	Thin Wall XLPE Primary Cable	YELLOW 2	1125.0	-	-	-
33	-	-	TD92#133	3510335 R1	0.79	18.0	Thin Wall XLPE Primary Cable	YELLOW 2	1125.0	-	9	K06_7250
33	-	-	TD92#133	3510335 R1	0.79	18.0	Thin Wall XLPE Primary Cable	YELLOW 2	1125.0	-	-	-

Name	Terminal Part Number	V-Min	Name	Wire Part Number	Wire CSA	Wire Spec	Wire Material description	Wire Color Description	Wire Length	End2 Terminal Part Number	End2 Pin Name	End2 Connector
34	-	-	TD92#134	3510329 R1	0.79	18.0	Thin Wall XLPE Primary Cable	TAN	3555.0	-	19	K06_1702
36	-	-	TD92#136	3510317 R1	0.79	18.0	Thin Wall XLPE Primary Cable	ORANGE	1125.0	-	4	K06_7250
36	-	-	TD92#136	3510317 R1	0.79	18.0	Thin Wall XLPE Primary Cable	ORANGE	1125.0	-	-	-
37	-	-	TD92#137	3510329 R1	0.79	18.0	Thin Wall XLPE Primary Cable	TAN	1125.0	-	12	K06_7250
37	-	-	TD92#137	3510329 R1	0.79	18.0	Thin Wall XLPE Primary Cable	TAN	1125.0	-	-	-
39	-	-	TM48#139	3510317 R1	0.79	18.0	Thin Wall XLPE Primary Cable	ORANGE	1864.0	-	B	K06_7603M
39	-	-	TM48#139	3510317 R1	0.79	18.0	Thin Wall XLPE Primary Cable	ORANGE	1864.0	-	-	-
40	-	-	TD47#140	3510299 R1	0.79	18.0	Thin Wall XLPE Primary Cable	LIGHT GREEN	1130.0	-	B	K06_7605

Name	Terminal Part Number	V-Min	Name	Wire Part Number	Wire CSA	Wire Spec	Wire Material description	Wire Color Description	Wire Length	End2 Terminal Part Number	End2 Pin Name	End2 Connector
40	-	-	TD47#140	3510299 R1	0.79	18.0	Thin Wall XLPE Primary Cable	LIGHT GREEN	1130.0	-	-	-
41	-	-	TD92#141	3510329 R1	0.79	18.0	Thin Wall XLPE Primary Cable	TAN	3555.0	-	20	1702
41	-	-	TD92#141	3510329 R1	0.79	18.0	Thin Wall XLPE Primary Cable	TAN	3555.0	-	20	K06_1702
42	-	-	SC92#142	3510329 R1	0.79	18.0	Thin Wall XLPE Primary Cable	TAN	270.0	-	-	-
43	-	-	TD92#143	3510341 R1	0.79	18.0	Thin Wall XLPE Primary Cable	LIGHT BLUE	3180.0	-	D	K06_7206
43	-	-	TD92#143	3510341 R1	0.79	18.0	Thin Wall XLPE Primary Cable	LIGHT BLUE	3180.0	-	-	-
45	-	-	SA92#145	3510317 R1	0.79	18.0	Thin Wall XLPE Primary Cable	ORANGE	3180.0	-	F	K06_7206
45	-	-	SC92#145	3510317 R1	0.79	18.0	Thin Wall XLPE Primary Cable	ORANGE	3555.0	-	6	K06_1702

Name	Terminal Part Number	V-Min	Name	Wire Part Number	Wire CSA	Wire Spec	Wire Material description	Wire Color Description	Wire Length	End2 Terminal Part Number	End2 Pin Name	End2 Connector
45	-	-	SD92#145	3510317 R1	0.79	18.0	Thin Wall XLPE Primary Cable	ORANGE	3555.0	-	6	K06_1702
45	-	-	SA92#145	3510317 R1	0.79	18.0	Thin Wall XLPE Primary Cable	ORANGE	3180.0	-	-	-
51	-	-	TD92#151	3510359 R1	0.79	18.0	Thin Wall XLPE Primary Cable	WHITE	1125.0	-	10	K06_7250
51	-	-	TD92#151	3510359 R1	0.79	18.0	Thin Wall XLPE Primary Cable	WHITE	1125.0	-	-	-
52	-	-	TD92#152	3510299 R1	0.79	18.0	Thin Wall XLPE Primary Cable	LIGHT GREEN	1125.0	-	5	K06_7250
52	-	-	TD92#152	3510299 R1	0.79	18.0	Thin Wall XLPE Primary Cable	LIGHT GREEN	1125.0	-	-	-
54	-	-	TD92#154	3510329 R1	0.79	18.0	Thin Wall XLPE Primary Cable	TAN	1125.0	-	18	K06_7250
54	-	-	TD92#154	3510329 R1	0.79	18.0	Thin Wall XLPE Primary Cable	TAN	1125.0	-	-	-

Name	Terminal Part Number	V-Min	Name	Wire Part Number	Wire CSA	Wire Spec	Wire Material description	Wire Color Description	Wire Length	End2 Terminal Part Number	End2 Pin Name	End2 Connector
55	-	-	TD92#155	3510329 R1	0.79	18.0	Thin Wall XLPE Primary Cable	TAN	1125.0	-	2	K06_7250
55	-	-	TD92#155	3510329 R1	0.79	18.0	Thin Wall XLPE Primary Cable	TAN	1125.0	-	-	-
57	-	-	TD92#157	3510359 R1	0.79	18.0	Thin Wall XLPE Primary Cable	WHITE	3180.0	-	C	K06_7205
57	-	-	TD92#157	3510359 R1	0.79	18.0	Thin Wall XLPE Primary Cable	WHITE	3180.0	-	-	-
58	-	-	TU92#158	3510299 R1	0.79	18.0	Thin Wall XLPE Primary Cable	LIGHT GREEN	1125.0	-	19	K06_7250
58	-	-	TU92#158	3510299 R1	0.79	18.0	Thin Wall XLPE Primary Cable	LIGHT GREEN	1125.0	-	-	-
59	-	-	TM48#159	3510329 R1	0.79	18.0	Thin Wall XLPE Primary Cable	TAN	1864.0	-	A	K06_7603M
59	-	-	TM48#159	3510329 R1	0.79	18.0	Thin Wall XLPE Primary Cable	TAN	1864.0	-	-	-

Name	Terminal Part Number	V-Min	Name	Wire Part Number	Wire CSA	Wire Spec	Wire Material description	Wire Color Description	Wire Length	End2 Terminal Part Number	End2 Pin Name	End2 Connector
60	-	-	TD47#160	3510335 R1	0.79	18.0	Thin Wall XLPE Primary Cable	YELLOW 2	1130.0	-	A	K06_7605
60	-	-	TD47#160	3510335 R1	0.79	18.0	Thin Wall XLPE Primary Cable	YELLOW 2	1130.0	-	-	-
61	-	-	TW92#161	3510329 R1	0.79	18.0	Thin Wall XLPE Primary Cable	TAN	3180.0	-	B	K06_7205
61	-	-	TW92#161	3510329 R1	0.79	18.0	Thin Wall XLPE Primary Cable	TAN	3180.0	-	-	-
62	-	-	TD92#162	3510335 R1	0.79	18.0	Thin Wall XLPE Primary Cable	YELLOW 2	3180.0	-	H	K06_7205
62	-	-	TD92#162	3510335 R1	0.79	18.0	Thin Wall XLPE Primary Cable	YELLOW 2	3180.0	-	-	-
63	-	-	TD92#163	3510329 R1	0.79	18.0	Thin Wall XLPE Primary Cable	TAN	3555.0	-	8	K06_1702
64	-	-	TD92#164	3510341 R1	0.79	18.0	Thin Wall XLPE Primary Cable	LIGHT BLUE	3180.0	-	G	K06_7205

Name	Terminal Part Number	V-Min	Name	Wire Part Number	Wire CSA	Wire Spec	Wire Material description	Wire Color Description	Wire Length	End2 Terminal Part Number	End2 Pin Name	End2 Connector
64	-	-	TD92#164	3510341 R1	0.79	18.0	Thin Wall XLPE Primary Cable	LIGHT BLUE	3180.0	-	-	-
65	-	-	TD92#165	3510329 R1	0.79	18.0	Thin Wall XLPE Primary Cable	TAN	3555.0	-	7	K06_1702
69	-	-	TD92#169	3510329 R1	0.79	18.0	Thin Wall XLPE Primary Cable	TAN	120.0	-	X	-
70	-	-	TD92#170	3510329 R1	0.79	18.0	Thin Wall XLPE Primary Cable	TAN	145.0	-	X	-
71	-	-	TD92#171	3510329 R1	0.79	18.0	Thin Wall XLPE Primary Cable	TAN	1125.0	-	6	K06_7250
71	-	-	TD92#171	3510329 R1	0.79	18.0	Thin Wall XLPE Primary Cable	TAN	1125.0	-	-	-
74	-	-	TD92#174	3510329 R1	0.79	18.0	Thin Wall XLPE Primary Cable	TAN	1125.0	-	8	K06_7250
74	-	-	TD92#174	3510329 R1	0.79	18.0	Thin Wall XLPE Primary Cable	TAN	1125.0	-	-	-

Name	Terminal Part Number	V-Min	Name	Wire Part Number	Wire CSA	Wire Spec	Wire Material description	Wire Color Description	Wire Length	End2 Terminal Part Number	End2 Pin Name	End2 Connect or
76	-	-	TD92#176	3510335 R1	0.79	18.0	Thin Wall XLPE Primary Cable	YELLOW 2	1125.0	-	-	-
77	-	-	TD92#177	3510299 R1	0.79	18.0	Thin Wall XLPE Primary Cable	LIGHT GREEN	1125.0	-	3	K06_7250
77	-	-	TD92#177	3510299 R1	0.79	18.0	Thin Wall XLPE Primary Cable	LIGHT GREEN	1125.0	-	-	-
80	-	-	TM92#180	3510329 R1	0.79	18.0	Thin Wall XLPE Primary Cable	TAN	1131.0	-	13	K06_7250
80	-	-	TM92#180	3510329 R1	0.79	18.0	Thin Wall XLPE Primary Cable	TAN	1131.0	-	-	-

Connector Name	K06_7205
Part Number	3525872C1
Instances	LT/RH - A26 - Transmission I/O (Allison 3K with Body Builder):Diagram3
Mates	DEV-BODY_BUILDER_CONN-01

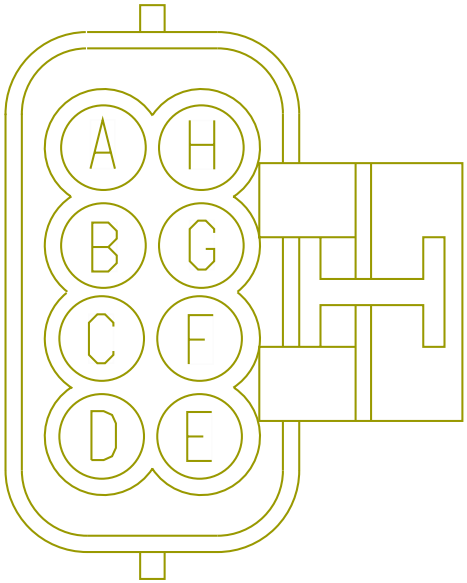

Name	Terminal Part Number	V-Min	Name	Wire Part Number	Wire CSA	Wire Spec	Wire Material description	Wire Color Description	Wire Length	End2 Terminal Part Number	End2 Pin Name	End2 Connector
A	-	-	TW92B103	3510335 R1	0.79	18.0	Thin Wall XLPE Primary Cable	YELLOW 2	405.0	-	X	-
B	-	-	TW92#161	3510329 R1	0.79	18.0	Thin Wall XLPE Primary Cable	TAN	3180.0	-	61	K06_7150
C	-	-	TD92#157	3510359 R1	0.79	18.0	Thin Wall XLPE Primary Cable	WHITE	3180.0	-	57	K06_7150
D	-	-	TW92#124	3510329 R1	0.79	18.0	Thin Wall XLPE Primary Cable	TAN	3180.0	-	24	K06_7150

Name	Terminal Part Number	V-Min	Name	Wire Part Number	Wire CSA	Wire Spec	Wire Material description	Wire Color Description	Wire Length	End2 Terminal Part Number	End2 Pin Name	End2 Connect or
E	-	-	TD92#122	3510335 R1	0.79	18.0	Thin Wall XLPE Primary Cable	YELLOW 2	3180.0	-	22	K06_7150
F	-	-	TD92#105	3510329 R1	0.79	18.0	Thin Wall XLPE Primary Cable	TAN	3180.0	-	5	K06_7150
G	-	-	TD92#164	3510341 R1	0.79	18.0	Thin Wall XLPE Primary Cable	LIGHT BLUE	3180.0	-	64	K06_7150
H	-	-	TD92#162	3510335 R1	0.79	18.0	Thin Wall XLPE Primary Cable	YELLOW 2	3180.0	-	62	K06_7150

Connector Name	K06_7206
Part Number	3525874C1
Instances	LT/RH - A26 - Transmission I/O (Allison 3K with Body Builder):Diagram3
Mates	DEV-BODY_BUILDER_CONN-02

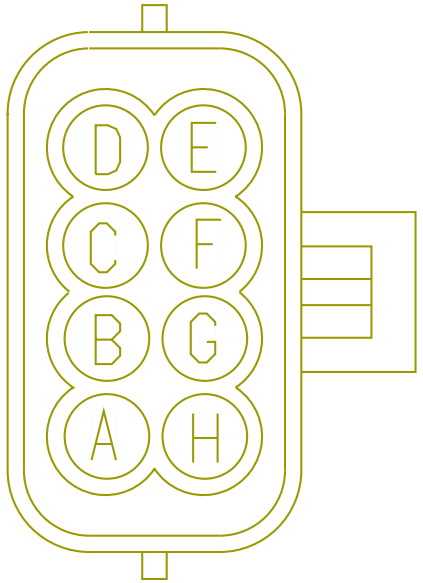

Name	Terminal Part Number	V-Min	Name	Wire Part Number	Wire CSA	Wire Spec	Wire Material description	Wire Color Description	Wire Length	End2 Terminal Part Number	End2 Pin Name	End2 Connector
A	-	-	TD92#101	3510341 R1	0.79	18.0	Thin Wall XLPE Primary Cable	LIGHT BLUE	3180.0	-	1	K06_7150
B	-	-	SA92#117	3510329 R1	0.79	18.0	Thin Wall XLPE Primary Cable	TAN	3180.0	-	17	K06_7150
C	-	-	TW92A103	3510335 R1	0.79	18.0	Thin Wall XLPE Primary Cable	YELLOW 2	405.0	-	X	-
D	-	-	TD92#143	3510341 R1	0.79	18.0	Thin Wall XLPE Primary Cable	LIGHT BLUE	3180.0	-	43	K06_7150

Name	Terminal Part Number	V-Min	Name	Wire Part Number	Wire CSA	Wire Spec	Wire Material description	Wire Color Description	Wire Length	End2 Terminal Part Number	End2 Pin Name	End2 Connector
F	-	-	SA92#145	3510317 R1	0.79	18.0	Thin Wall XLPE Primary Cable	ORANGE	3180.0	-	45	K06_7150
G	-	-	TD92#130	3510359 R1	0.79	18.0	Thin Wall XLPE Primary Cable	WHITE	3180.0	-	30	K06_7150
H	-	-	TD92#123	3510341 R1	0.79	18.0	Thin Wall XLPE Primary Cable	LIGHT BLUE	3180.0	-	23	K06_7150

Connector Name	K06_7250
Part Number	3605715C1
Instances	LT/RH - A26 - Transmission I/O (Allison 3K with Body Builder):Diagram1
Mates	DEV-3K_TRANS-01

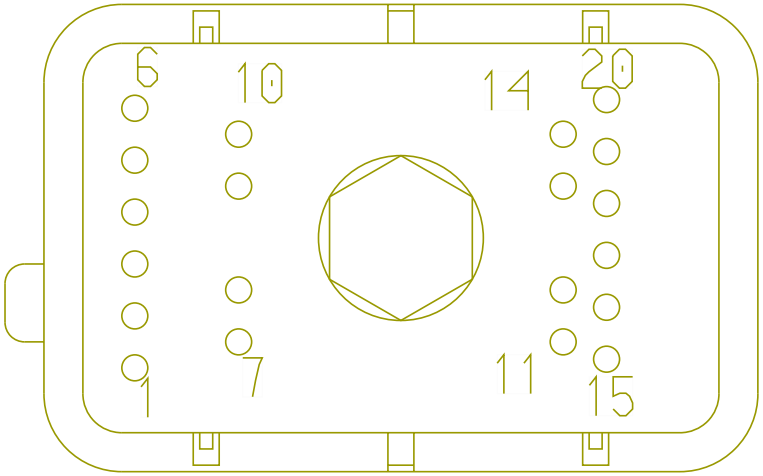

Name	Terminal Part Number	V-Min	Name	Wire Part Number	Wire CSA	Wire Spec	Wire Material description	Wire Color Description	Wire Length	End2 Terminal Part Number	End2 Pin Name	End2 Connector
1	-	-	TD92#111	3510317 R1	0.79	18.0	Thin Wall XLPE Primary Cable	ORANGE	1125.0	-	11	K06_7150
2	-	-	TD92#155	3510329 R1	0.79	18.0	Thin Wall XLPE Primary Cable	TAN	1125.0	-	55	K06_7150
3	-	-	TD92#177	3510299 R1	0.79	18.0	Thin Wall XLPE Primary Cable	LIGHT GREEN	1125.0	-	77	K06_7150
4	-	-	TD92#136	3510317 R1	0.79	18.0	Thin Wall XLPE Primary Cable	ORANGE	1125.0	-	36	K06_7150

Name	Terminal Part Number	V-Min	Name	Wire Part Number	Wire CSA	Wire Spec	Wire Material description	Wire Color Description	Wire Length	End2 Terminal Part Number	End2 Pin Name	End2 Connector
5	-	-	TD92#152	3510299 R1	0.79	18.0	Thin Wall XLPE Primary Cable	LIGHT GREEN	1125.0	-	52	K06_7150
6	-	-	TD92#171	3510329 R1	0.79	18.0	Thin Wall XLPE Primary Cable	TAN	1125.0	-	71	K06_7150
8	-	-	TD92#174	3510329 R1	0.79	18.0	Thin Wall XLPE Primary Cable	TAN	1125.0	-	74	K06_7150
9	-	-	TD92#133	3510335 R1	0.79	18.0	Thin Wall XLPE Primary Cable	YELLOW 2	1125.0	-	33	K06_7150
10	-	-	TD92#151	3510359 R1	0.79	18.0	Thin Wall XLPE Primary Cable	WHITE	1125.0	-	51	K06_7150
11	-	-	TU92#131	3510335 R1	0.79	18.0	Thin Wall XLPE Primary Cable	YELLOW 2	1125.0	-	31	K06_7150
12	-	-	TD92#137	3510329 R1	0.79	18.0	Thin Wall XLPE Primary Cable	TAN	1125.0	-	37	K06_7150
13	-	-	TM92#180	3510329 R1	0.79	18.0	Thin Wall XLPE Primary Cable	TAN	1131.0	-	80	K06_7150

Name	Terminal Part Number	V-Min	Name	Wire Part Number	Wire CSA	Wire Spec	Wire Material description	Wire Color Description	Wire Length	End2 Terminal Part Number	End2 Pin Name	End2 Connector
14	-	-	TM92#120	3510341 R1	0.79	18.0	Thin Wall XLPE Primary Cable	LIGHT BLUE	1131.0	-	20	K06_7150
15	-	-	TD92#116	3510341 R1	0.79	18.0	Thin Wall XLPE Primary Cable	LIGHT BLUE	1125.0	-	16	K06_7150
16	-	-	TW92#112	3510329 R1	0.79	18.0	Thin Wall XLPE Primary Cable	TAN	1125.0	-	12	K06_7150
17	-	-	TD92#118	3510329 R1	0.79	18.0	Thin Wall XLPE Primary Cable	TAN	1125.0	-	18	K06_7150
18	-	-	TD92#154	3510329 R1	0.79	18.0	Thin Wall XLPE Primary Cable	TAN	1125.0	-	54	K06_7150
19	-	-	TU92#158	3510299 R1	0.79	18.0	Thin Wall XLPE Primary Cable	LIGHT GREEN	1125.0	-	58	K06_7150

Connector Name	K06_7500W
Part Number	1661778C1
Instances	LT/RH - A26 - Back of Cab Aux Work Light (2 blunt cuts without relay) (Backup with Manual Trans- not Endurant):Diagram1 LT/RH - A26 - Back of Cab Aux Work Light (2 blunt cuts without relay) (Backup with Manual Trans- not Endurant):Diagram2 LT/RH - A26 - Back-Up Alarm (Manual) W/ Tailboard:Diagram1 LT/RH - A26 - Back-Up Alarm (Manual) W/ Tailboard:Diagram2 LT/RH - A26 - Backup Lights (Reverse Light) Eaton/Manual Trans:Diagram1 LT/RH - A26 - Backup Lights (Dual Reverse Light) Eaton/Manual Trans:Diagram1 LT/RH - A26 - Backup Lights (Dual Reverse Light) Eaton/Manual Trans:Diagram2 LT/RH - A26 - Backup Lights (Single Reverse Light) Eaton/ Manual Trans-Option 1:Diagram1 - 4x2 LT/RH - A26 - Backup Lights (Single Reverse Light) Eaton/ Manual Trans-Option 1:Diagram2 - 6x4 LT/RH - A26 - Backup Lights (Single Reverse Light) Eaton/ Manual Trans-Option2:Diagram1 LT/RH - A26 - Body Builder Lighting - (BOC EOF In Cab) (8HAB 8HAE 8HAU) (Manual):Diagram1 LT/RH - A26 - Body Builder Lighting - (BOC EOF In Cab) (8HAB 8HAE 8HAU) (Manual):Diagram2
Mates	DEV-REVERSE_SWITCH-01

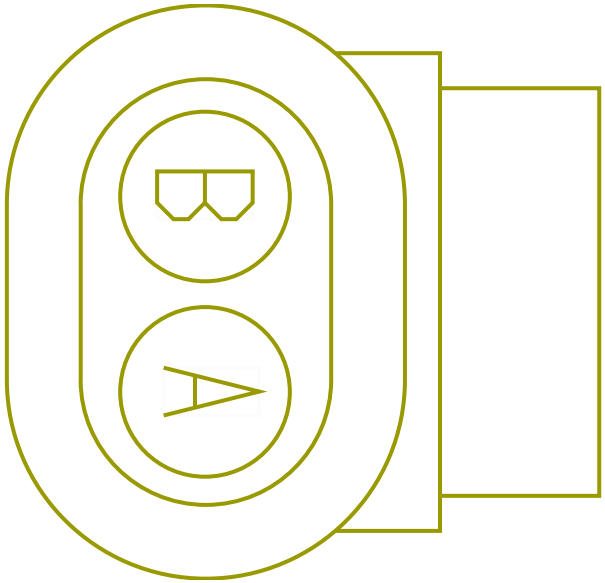

Name	Terminal Part Number	V-Min	Name	Wire Part Number	Wire CSA	Wire Spec	Wire Material description	Wire Color Description	Wire Length	End2 Terminal Part Number	End2 Pin Name	End2 Connect or
A	-	-	KW71A	2643682 R1	1.16	16.0	Std. Wall XLPE Primary Cable	ORANGE	2850.0	-	6	K06_1702
B	-	-	KW71B	2643682 R1	1.16	16.0	Std. Wall XLPE Primary Cable	ORANGE	2850.0	-	7	K06_1702
B	-	-	KW71B	2643682 R1	1.16	16.0	Std. Wall XLPE Primary Cable	ORANGE	2850.0	-	7	1702

Connector Name	K06_7501
Part Number	3577412C1
Instances	LT/RH - A26 - Transmissions Electrical I/O (Eaton Ultrashift):Diagram1
Mates	DEV-Electronic_Clutch_Actu ator-01

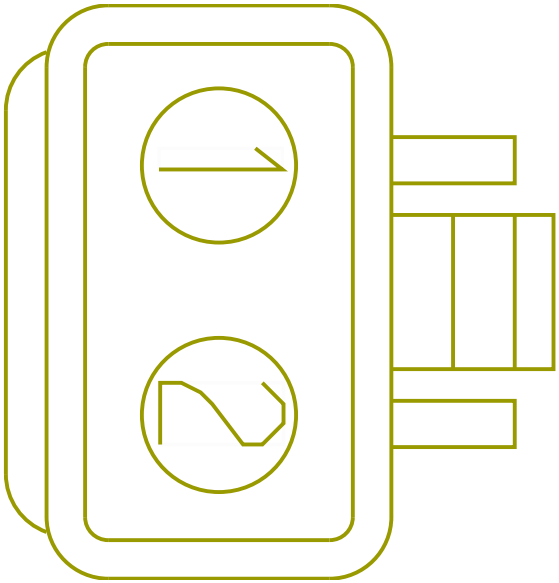

Name	Terminal Part Number	V-Min	Name	Wire Part Number	Wire CSA	Wire Spec	Wire Material description	Wire Color Description	Wire Length	End2 Terminal Part Number	End2 Pin Name	End2 Connect or
1	-	-	WC11-G	3510363 R1	4.81	10.0	Thin Wall XLPE Primary Cable	WHITE	700.0	-	-	-
2	-	-	VV14N	2643698 R1	4.81	10.0	Std. Wall XLPE Primary Cable	RED	4495.0	-	-	-

Connector Name	K06_7502
Part Number	587567C91
Instances	LT/RH - A26 - Transmissions Electrical I/O (Eaton Ultrashift):Diagram1
Mates	DEV-BODY_BUILDER_CONN-03

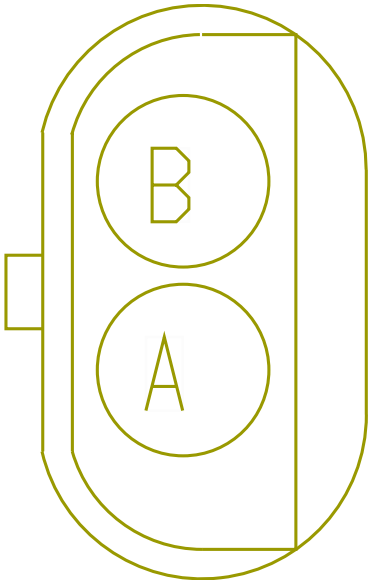

Name	Terminal Part Number	V-Min	Name	Wire Part Number	Wire CSA	Wire Spec	Wire Material description	Wire Color Description	Wire Length	End2 Terminal Part Number	End2 Pin Name	End2 Connector
A	-	-	VY92DP	2643676 R1	0.79	18.0	Std. Wall XLPE Primary Cable	TAN	285.0	-	18	K06_7105A
B	-	-	VY92DR	2643676 R1	0.79	18.0	Std. Wall XLPE Primary Cable	TAN	285.0	-	34	K06_7105A

Connector Name	K06_7600
Part Number	3610533C1
Instances	LT/RH - A26 - Vehicle Speedometer System (VSS wired to VIC):Diagram1
Mates	DEV-VSS_SNRS-01

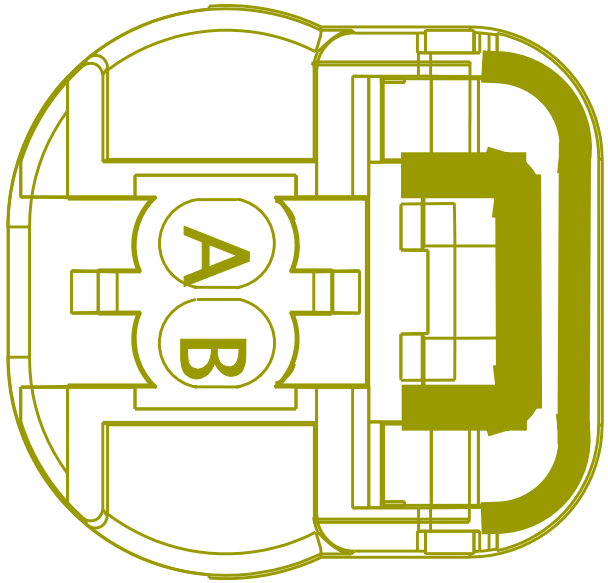

Name	Terminal Part Number	V-Min	Name	Wire Part Number	Wire CSA	Wire Spec	Wire Material description	Wire Color Description	Wire Length	End2 Terminal Part Number	End2 Pin Name	End2 Connect or
A	-	-	XN47	3510311 R1	0.79	18.0	Thin Wall XLPE Primary Cable	GREY	2695.0	-	10	K06_6033A
B	-	-	XN47A	3510311 R1	0.79	18.0	Thin Wall XLPE Primary Cable	GREY	2695.0	-	9	K06_6033A

Connector Name	K06_7603M
Part Number	3610533C1
Instances	LT/RH - A26 - Transmission I/O (Allison 3K with Body Builder):Diagram2
Mates	DEV-3K_TRANS-01

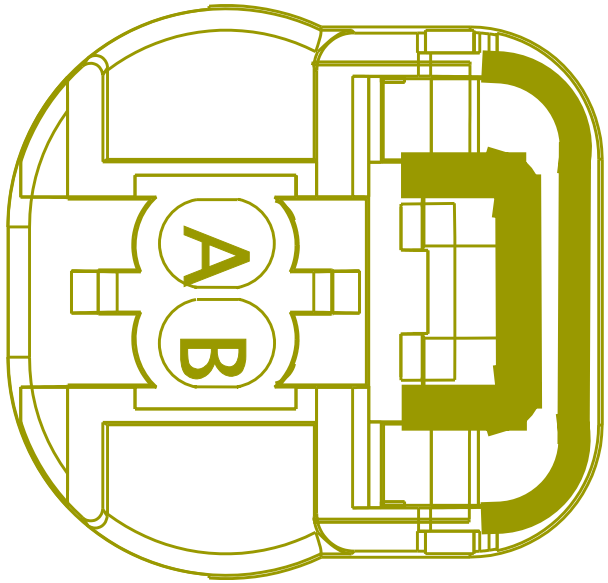

Name	Terminal Part Number	V-Min	Name	Wire Part Number	Wire CSA	Wire Spec	Wire Material description	Wire Color Description	Wire Length	End2 Terminal Part Number	End2 Pin Name	End2 Connect or
A	-	-	TM48#159	3510329 R1	0.79	18.0	Thin Wall XLPE Primary Cable	TAN	1864.0	-	59	K06_7150
B	-	-	TM48#139	3510317 R1	0.79	18.0	Thin Wall XLPE Primary Cable	ORANGE	1864.0	-	39	K06_7150

Connector Name	K06_7605
Part Number	3610533C1
Instances	LT/RH - A26 - Transmission I/O (Allison 3K with Body Builder):Diagram2
Mates	DEV-3K_TRANS-01

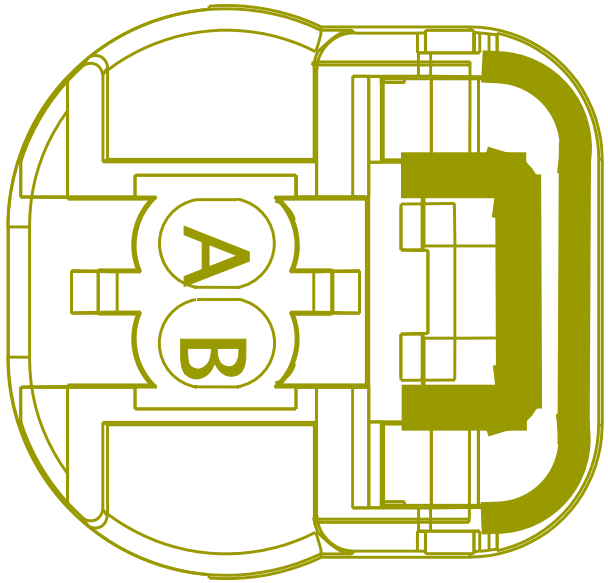

Name	Terminal Part Number	V-Min	Name	Wire Part Number	Wire CSA	Wire Spec	Wire Material description	Wire Color Description	Wire Length	End2 Terminal Part Number	End2 Pin Name	End2 Connector
A	-	-	TD47#160	3510335 R1	0.79	18.0	Thin Wall XLPE Primary Cable	YELLOW 2	1130.0	-	60	K06_7150
B	-	-	TD47#140	3510299 R1	0.79	18.0	Thin Wall XLPE Primary Cable	LIGHT GREEN	1130.0	-	40	K06_7150

Connector Name	K06_7700K
Part Number	3536864C1
Instances	LT/RH - A26 - Transmission Oil Temperature (Manual Trans W/ Aux Gauge):Diagram1 LT/RH - A26 - Transmission Oil Temperature (Manual Trans):Diagram1
Mates	DEV-TRANS_OIL_TEMP_SNSR-01

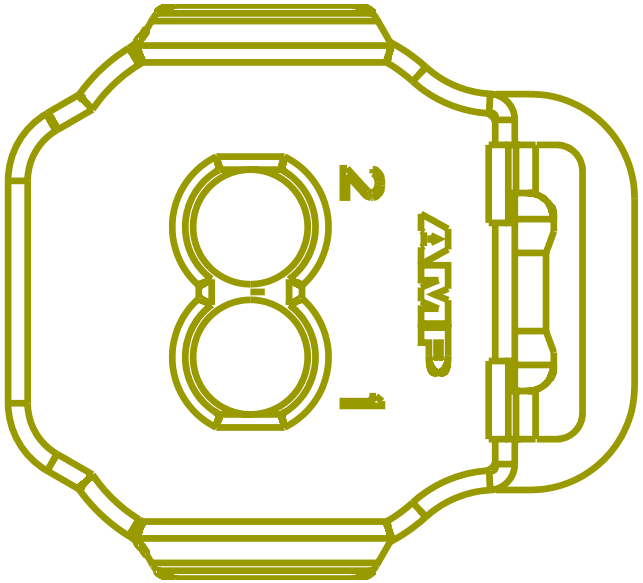

Name	Terminal Part Number	V-Min	Name	Wire Part Number	Wire CSA	Wire Spec	Wire Material description	Wire Color Description	Wire Length	End2 Terminal Part Number	End2 Pin Name	End2 Connect or
1	-	-	KK31	2643676 R1	0.79	18.0	Std. Wall XLPE Primary Cable	TAN	2990.0	-	13	1702
2	-	-	KK9AAD	2643673 R1	0.79	18.0	Std. Wall XLPE Primary Cable	GREY	2705.0	-	-	-

Connector Name	K06_7800
Part Number	BLUNT_SL_VC
Instances	LT/RH - A26 - Transmission Power Take Off (Active Low Feedback):Diagram1 LT/RH - A26 - Transmission Power Take Off (Dual PTO W/ 42 Parameters & W/ Auto, AMT Trans):Diagram1- W/Endurant Trans LT/RH - A26 - Transmission Power Take Off (Dual PTO W/ 42 Parameters & W/ Auto, AMT Trans):Diagram2 - N/ Endurant Trans LT/RH - A26 - Transmission Power Take Off (Dual PTO W/ 42 Parameters & W/ Manual Trans):Diagram1 LT/RH - A26 - Transmission Power Take Off (Single PTO W/ 42 Parameters & W/ Manl Trans):Diagram1 LT/RH - A26 - Transmission Power Take Off (Single PTO W/42 Parameters & W/ Auto, AMT Trans):Diagram1 - W/ Endurant Trans LT/RH - A26 - Transmission Power Take Off (Single PTO W/42 Parameters & W/ Auto, AMT Trans):Diagram2 - N/ Endurant Trans
Mates	BLNT-PTO-01

Name	Terminal Part Number	V-Min	Name	Wire Part Number	Wire CSA	Wire Spec	Wire Material description	Wire Color Description	Wire Length	End2 Terminal Part Number	End2 Pin Name	End2 Connect or
A	-	-	KM88	2643678 R1	1.16	16.0	Std. Wall XLPE Primary Cable	LIGHT GREEN	3380.0	-	14	1702
A	-	-	KM88	2643678 R1	1.16	16.0	Std. Wall XLPE Primary Cable	LIGHT GREEN	3380.0	-	14	K06_1702

Connector Name	K06_7801
Part Number	BLUNT_SL_VC
Instances	LT/RH - A26 - Transmission Power Take Off (Dual PTO W/ 42 Parameters & W/ Auto, AMT Trans):Diagram1- W/Endurant Trans LT/RH - A26 - Transmission Power Take Off (Dual PTO W/ 42 Parameters & W/ Auto, AMT Trans):Diagram2 - N/ Endurant Trans LT/RH - A26 - Transmission Power Take Off (Dual PTO W/ 42 Parameters & W/ Manual Trans):Diagram1
Mates	BLNT-PTO-02

Name	Terminal Part Number	V-Min	Name	Wire Part Number	Wire CSA	Wire Spec	Wire Material description	Wire Color Description	Wire Length	End2 Terminal Part Number	End2 Pin Name	End2 Connect or
A	-	-	KN88A	2643718 R1	0.79	18.0	Std. Wall XLPE Primary Cable	VIOLET	3380.0	-	41	K06_1702
A	-	-	KN88A	2643718 R1	0.79	18.0	Std. Wall XLPE Primary Cable	VIOLET	3380.0	-	41	1702

Connector Name	K06_7802
Part Number	3540051C91
Instances	LT/RH - A26 - Starter Interlock (BCM HSD Controlled W/ Relay & W/ Neutral Switch):Diagram1 LT/RH - A26 - Starter Interlock (BCM HSD CTRL W/ Clutch Switch W/ Neutral Switch):Diagram1
Mates	DEV-TRANS_NEUTRAL_SWITCH-01

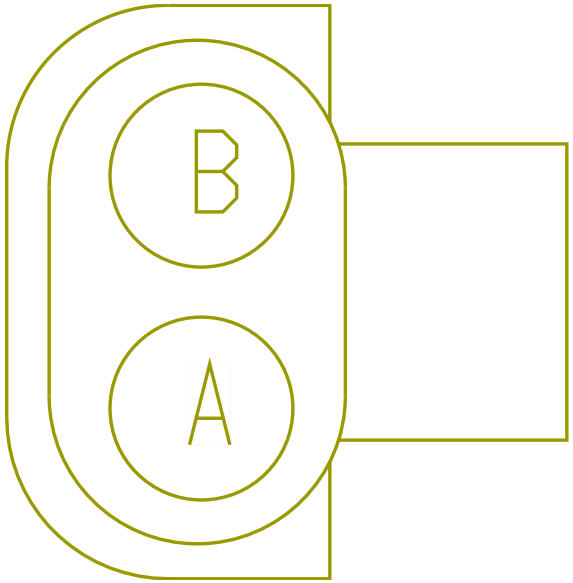

Name	Terminal Part Number	V-Min	Name	Wire Part Number	Wire CSA	Wire Spec	Wire Material description	Wire Color Description	Wire Length	End2 Terminal Part Number	End2 Pin Name	End2 Connect or
A	-	-	KY97J	2643718 R1	0.79	18.0	Std. Wall XLPE Primary Cable	VIOLET	2850.0	-	33	1702
B	-	-	KY97S	2643718 R1	0.79	18.0	Std. Wall XLPE Primary Cable	VIOLET	2850.0	-	32	1702

Connector Name	K06_8410
Part Number	3664985C1
Instances	LT/RH - A26 - Starting Aid (Flame Start W/MD1 ECM):Diagram1
Mates	DEV-INLET_AIR_HEATER_RELAY -01



Name	Terminal Part Number	V-Min	Name	Wire Part Number	Wire CSA	Wire Spec	Wire Material description	Wire Color Description	Wire Length	End2 Terminal Part Number	End2 Pin Name	End2 Connector
1	-	-	CC21A1	2643797 R1	3.01	12.0	Std. Wall XLPE Primary Cable	TAN	1350.0	-	A	K06_6564
2	-	-	CC21A2	2643797 R1	3.01	12.0	Std. Wall XLPE Primary Cable	TAN	1350.0	-	A	K06_6564
3	-	-	CC14C	3525611 R1	7.48	8.0	Thin Wall XLPE Primary Cable	RED	1729.0	-	-	-
6	-	-	CC21B1	3510329 R1	0.79	18.0	Thin Wall XLPE Primary Cable	TAN	1280.0	-	12	K06_6033A

Name	Terminal Part Number	V-Min	Name	Wire Part Number	Wire CSA	Wire Spec	Wire Material description	Wire Color Description	Wire Length	End2 Terminal Part Number	End2 Pin Name	End2 Connector
7	-	-	CC21B2	3510329 R1	0.79	18.0	Thin Wall XLPE Primary Cable	TAN	1280.0	-	13	K06_6033A
8	-	-	CC21B3	3510329 R1	0.79	18.0	Thin Wall XLPE Primary Cable	TAN	1280.0	-	14	K06_6033A

Connector Name	LED 113
Part Number	1661375C2
Instances	RH - X15/A26 - Headlights LED N/INT N/LOWW LT:Diagram1 RH - X15/A26 - Headlights LED N/INT W/LOWW LT:Diagram1 RH - X15/A26 - Headlights LED W/INT N/LOWW LT:Diagram1 RH - X15/A26 - Headlights LED W/INT W/LOWW LT:Diagram1
Mates	RH-LEFT_HEADLIGHT_LED-1016 -08-03

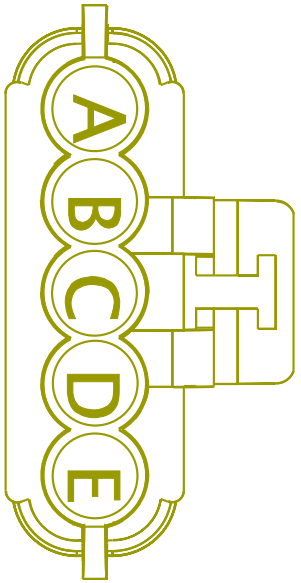

Name	Terminal Part Number	V-Min	Name	Wire Part Number	Wire CSA	Wire Spec	Wire Material description	Wire Color Description	Wire Length	End2 Terminal Part Number	End2 Pin Name	End2 Connect or
A	-	-	MA52A	2643693 R1	1.91	14.0	Std. Wall XLPE Primary Cable	YELLOW 2	3290.0	-	1	1700F
A	-	-	MA52B	2643693 R1	1.91	14.0	Std. Wall XLPE Primary Cable	YELLOW 2	4215.0	-	3	1700F
B	-	-	MA11-GB	2643689 R1	1.91	14.0	Std. Wall XLPE Primary Cable	WHITE	1795.0	-	-	-
B	-	-	MA11-GA	2643689 R1	1.91	14.0	Std. Wall XLPE Primary Cable	WHITE	870.0	-	-	-

Name	Terminal Part Number	V-Min	Name	Wire Part Number	Wire CSA	Wire Spec	Wire Material description	Wire Color Description	Wire Length	End2 Terminal Part Number	End2 Pin Name	End2 Connect or
C	-	-	MA53A	2643693 R1	1.91	14.0	Std. Wall XLPE Primary Cable	YELLOW 2	3290.0	-	2	1700F
C	-	-	MA53B	2643693 R1	1.91	14.0	Std. Wall XLPE Primary Cable	YELLOW 2	4215.0	-	4	1700F

Connector Name	LF 5162
Part Number	3612305C1
Short Description	HEADLIGHT T/S HARNESS CONNECTOR
Instances	LoneStar - X15/A26 - Marker Lights (Halogen):Diagram1 RH - X15/A26 - Directional Signal (Turn) W/ HEADLIGHTS:Diagram1 RH - X15/A26 - Headlights Halogen N/INT N/LOWW:Diagram1 RH - X15/A26 - Headlights Halogen N/INT W/LOWW:Diagram1 RH - X15/A26 - Headlights Halogen W/INT N/LOWW:Diagram1 RH - X15/A26 - Headlights Halogen W/INT W/LOWW:Diagram1
Mates	8002



Name	Terminal Part Number	V-Min	Name	Wire Part Number	Wire CSA	Wire Spec	Wire Material description	Wire Color Description	Wire Length	End2 Terminal Part Number	End2 Pin Name	End2 Connect or
1	-	-	U52A	2643693 R1	1.91	14.0	Std. Wall XLPE Primary Cable	YELLOW 2	1835.0	-	1	8003L
2	-	-	U11-GA	2643689 R1	1.91	14.0	Std. Wall XLPE Primary Cable	WHITE	1485.0	-	2	RS 5162
3	-	-	U53A	2643693 R1	1.91	14.0	Std. Wall XLPE Primary Cable	YELLOW 2	1835.0	-	-	-
3	-	-	U53A	2643693 R1	1.91	14.0	Std. Wall XLPE Primary Cable	YELLOW 2	1835.0	-	1	8002L

Name	Terminal Part Number	V-Min	Name	Wire Part Number	Wire CSA	Wire Spec	Wire Material description	Wire Color Description	Wire Length	End2 Terminal Part Number	End2 Pin Name	End2 Connect or
4	-	-	U56	3510318 R1	1.16	16.0	Thin Wall XLPE Primary Cable	ORANGE	2080.0	-	3	8005L
5	-	-	U58A	2643679 R1	1.16	16.0	Std. Wall XLPE Primary Cable	BROWN	1435.0	-	X	-

Connector Name	LINE
Part Number	RING-E-3-8_0
Instances	LT/RH - X15/A26 - Battery Disconnect:Diagram1
Mates	DEV-Battery_Disconnect_Swi tch-01



Name	Terminal Part Number	V-Min	Name	Wire Part Number	Wire CSA	Wire Spec	Wire Material description	Wire Color Description	Wire Length	End2 Terminal Part Number	End2 Pin Name	End2 Connect or
A	-	-	14	-	49.99	0.0	SGX NFLEX 125	BLACK	700.0	-	A	LOAD

Connector Name	LOAD
Part Number	RING-E-3-8_0
Instances	LT/RH - X15/A26 - Battery Disconnect:Diagram1
Mates	DEV-Battery_Disconnect_Swi tch-01



Name	Terminal Part Number	V-Min	Name	Wire Part Number	Wire CSA	Wire Spec	Wire Material description	Wire Color Description	Wire Length	End2 Terminal Part Number	End2 Pin Name	End2 Connect or
A	-	-	14	-	49.99	0.0	SGX NFLEX 125	BLACK	700.0	-	A	LINE

Connector Name	LS 8053F
Part Number	1667740C1
Instances	LoneStar - X15 - Modesty Lighting W/ Day Cab W/ 2 Turn /0 Marker:Diagram1 LoneStar - X15 - Modesty Lighting W/ Sleeper W/ 4 Side Turns / 0 Marker:Diagram1
Mates	8054

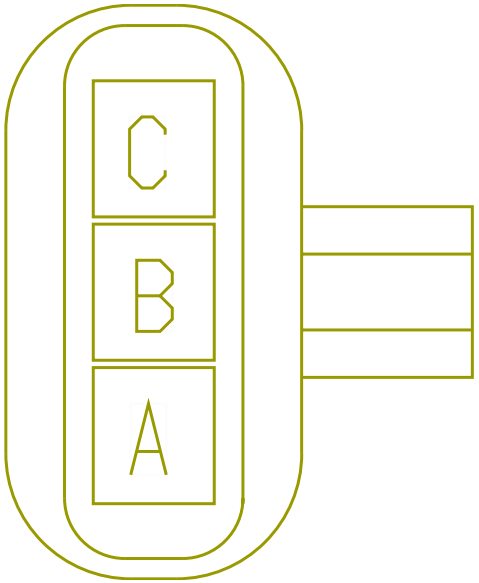

Name	Terminal Part Number	V-Min	Name	Wire Part Number	Wire CSA	Wire Spec	Wire Material description	Wire Color Description	Wire Length	End2 Terminal Part Number	End2 Pin Name	End2 Connect or
A	-	-	J11GB	2643681 R1	1.16	16.0	Std. Wall XLPE Primary Cable	WHITE	100.0	-	-	-
B	-	-	J56A	2643682 R1	1.16	16.0	Std. Wall XLPE Primary Cable	ORANGE	150.0	-	-	-
B	-	-	J56A	2643682 R1	1.16	16.0	Std. Wall XLPE Primary Cable	ORANGE	150.0	-	B	LS 8100F
C	-	-	J58A	2643679 R1	1.16	16.0	Std. Wall XLPE Primary Cable	BROWN	200.0	-	X	-

Connector Name	LS 8100F
Part Number	1667740C1
Short Description	MODESTY TURN LAMP HARNESS CONNECTION
Instances	LoneStar - X15 - Modesty Lighting W/ Day Cab W/ 2 Turn /0 Marker:Diagram1 LoneStar - X15 - Modesty Lighting W/ Sleeper W/ 4 Side Turns / 0 Marker:Diagram1
Mates	8100

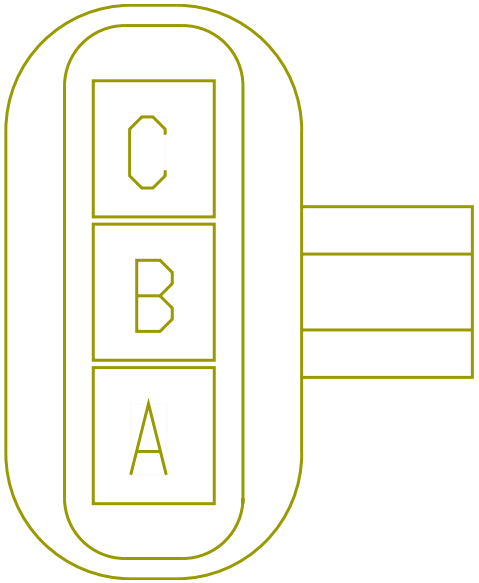

Name	Terminal Part Number	V-Min	Name	Wire Part Number	Wire CSA	Wire Spec	Wire Material description	Wire Color Description	Wire Length	End2 Terminal Part Number	End2 Pin Name	End2 Connect or
A	-	-	J11GB	2643681 R1	1.16	16.0	Std. Wall XLPE Primary Cable	WHITE	100.0	-	X	-
B	-	-	J56A	2643682 R1	1.16	16.0	Std. Wall XLPE Primary Cable	ORANGE	150.0	-	X	-
B	-	-	J56A	2643682 R1	1.16	16.0	Std. Wall XLPE Primary Cable	ORANGE	150.0	-	B	LS 8053F
C	-	-	J58A	2643679 R1	1.16	16.0	Std. Wall XLPE Primary Cable	BROWN	200.0	-	-	-

Connector Name	LT 8054F
Part Number	1667740C1
Short Description	MODESTY TURN LAMP HARNESS CONNECTION
Instances	LT/RH - X15/A26 - Modesty Lighting W/ Day Cab W/ 2 Turn /0 Marker:Diagram1 LT/RH - X15/A26 - Modesty Lighting W/ Sleeper W/ 4 Side Turns / 0 Marker:Diagram1
Mates	8054

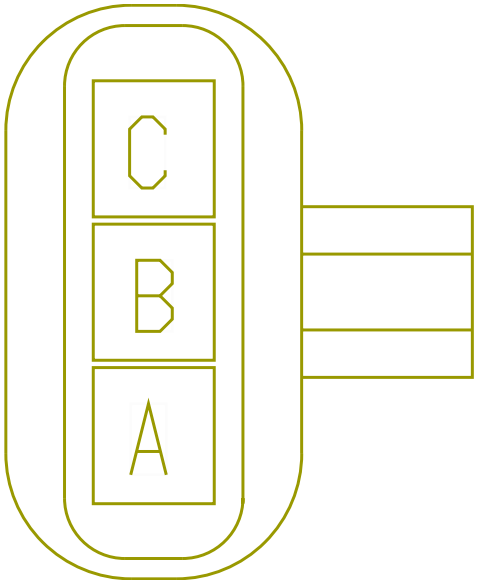

Name	Terminal Part Number	V-Min	Name	Wire Part Number	Wire CSA	Wire Spec	Wire Material description	Wire Color Description	Wire Length	End2 Terminal Part Number	End2 Pin Name	End2 Connect or
A	-	-	J11GB	2643681 R1	1.16	16.0	Std. Wall XLPE Primary Cable	WHITE	100.0	-	A	8100F
B	-	-	J56A	2643682 R1	1.16	16.0	Std. Wall XLPE Primary Cable	ORANGE	150.0	-	-	-
B	-	-	J56A	2643682 R1	1.16	16.0	Std. Wall XLPE Primary Cable	ORANGE	150.0	-	B	8100F
C	-	-	J58A	2643679 R1	1.16	16.0	Std. Wall XLPE Primary Cable	BROWN	200.0	-	-	-

Name	Terminal Part Number	V-Min	Name	Wire Part Number	Wire CSA	Wire Spec	Wire Material description	Wire Color Description	Wire Length	End2 Terminal Part Number	End2 Pin Name	End2 Connect or
C	-	-	J58A	2643679 R1	1.16	16.0	Std. Wall XLPE Primary Cable	BROWN	200.0	-	X	-

Connector Name	L01-675
Part Number	3854665C91
Instances	LT/RH - A26 - Selective Catalytic Reduction (SCR) - (Built 11/01/2021-12/10/2021):Diagram2 LT/RH - A26 - Selective Catalytic Reduction (SCR) - (Built 12/10/2021-12/31/2022):Diagram2 - DEF Tank FT Mtd (674B) LT/RH - A26 - Selective Catalytic Reduction (SCR) - (Built 12/10/2021-12/31/2022):Diagram2 - DEF Tank RR Mtd (674) LT/RH/LoneStar - X15 - Selective Catalytic Reduction (SCR):Diagram2 - DEF Tank FT Mtd (674B) LT/RH/LoneStar - X15 - Selective Catalytic Reduction (SCR):Diagram2 - DEF Tank RR Mtd (674)
Mates	DEV-BACKFLOW_HEATER-03

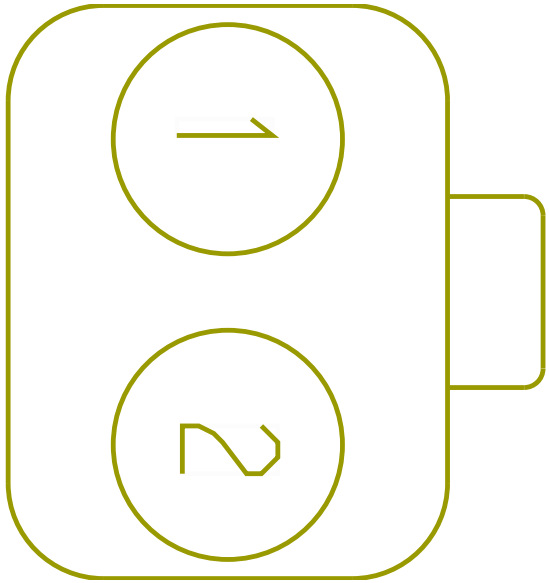

Name	Terminal Part Number	V-Min	Name	Wire Part Number	Wire CSA	Wire Spec	Wire Material description	Wire Color Description	Wire Length	End2 Terminal Part Number	End2 Pin Name	End2 Connector
1	-	-	95AS	3510329 R1	0.79	18.0	Thin Wall XLPE Primary Cable	TAN	510.0	-	7	L01_674
1	-	-	95AS	3510329 R1	0.79	18.0	Thin Wall XLPE Primary Cable	TAN	510.0	-	-	-
2	-	-	95-GA	3510330 R1	1.16	16.0	Thin Wall XLPE Primary Cable	TAN	180.0	-	X	-

Connector Name	L01-676
Part Number	3854666C91
Instances	LT/RH - A26 - Selective Catalytic Reduction (SCR) - (Built 11/01/2021-12/10/2021):Diagram2 LT/RH - A26 - Selective Catalytic Reduction (SCR) - (Built 12/10/2021-12/31/2022):Diagram2 - DEF Tank FT Mtd (674B) LT/RH - A26 - Selective Catalytic Reduction (SCR) - (Built 12/10/2021-12/31/2022):Diagram2 - DEF Tank RR Mtd (674) LT/RH/LoneStar - X15 - Selective Catalytic Reduction (SCR):Diagram2 - DEF Tank FT Mtd (674B) LT/RH/LoneStar - X15 - Selective Catalytic Reduction (SCR):Diagram2 - DEF Tank RR Mtd (674)
Mates	DEV-PRESSURE_HEATER-02

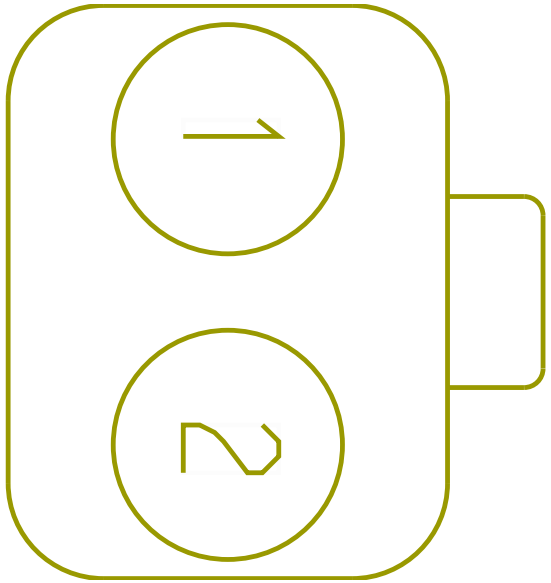

Name	Terminal Part Number	V-Min	Name	Wire Part Number	Wire CSA	Wire Spec	Wire Material description	Wire Color Description	Wire Length	End2 Terminal Part Number	End2 Pin Name	End2 Connect or
1	-	-	95AT	3510329 R1	0.79	18.0	Thin Wall XLPE Primary Cable	TAN	680.0	-	8	L01_674
2	-	-	95-GB	3510330 R1	1.16	16.0	Thin Wall XLPE Primary Cable	TAN	350.0	-	X	-

Connector Name	L01-677
Part Number	3854645C91
Instances	LT/RH - A26 - Selective Catalytic Reduction (SCR) - (Built 11/01/2021-12/10/2021):Diagram2 LT/RH - A26 - Selective Catalytic Reduction (SCR) - (Built 12/10/2021-12/31/2022):Diagram2 - DEF Tank FT Mtd (674B) LT/RH - A26 - Selective Catalytic Reduction (SCR) - (Built 12/10/2021-12/31/2022):Diagram2 - DEF Tank RR Mtd (674) LT/RH/LoneStar - X15 - Selective Catalytic Reduction (SCR):Diagram2 - DEF Tank FT Mtd (674B) LT/RH/LoneStar - X15 - Selective Catalytic Reduction (SCR):Diagram2 - DEF Tank RR Mtd (674)
Mates	DEV-SUCTION_HEATER-03

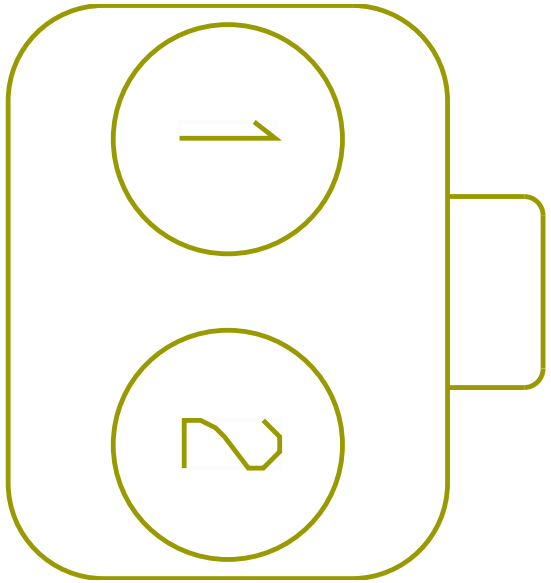

Name	Terminal Part Number	V-Min	Name	Wire Part Number	Wire CSA	Wire Spec	Wire Material description	Wire Color Description	Wire Length	End2 Terminal Part Number	End2 Pin Name	End2 Connect or
1	-	-	95AU	3510329 R1	0.79	18.0	Thin Wall XLPE Primary Cable	TAN	680.0	-	9	L01_674
2	-	-	95-GC	3510330 R1	1.16	16.0	Thin Wall XLPE Primary Cable	TAN	350.0	-	X	-

Connector Name	L01_674
Part Number	6114576C1
Instances	LT/RH - A26 - Selective Catalytic Reduction (SCR) - (Built 11/01/2021-12/10/2021):Diagram1 LT/RH - A26 - Selective Catalytic Reduction (SCR) - (Built 11/01/2021-12/10/2021):Diagram2 LT/RH/LoneStar - X15 - Selective Catalytic Reduction (SCR):Diagram2 - DEF Tank FT Mtd (674B) LT/RH/LoneStar - X15 - Selective Catalytic Reduction (SCR):Diagram2 - DEF Tank RR Mtd (674)
Mates	K06_674B

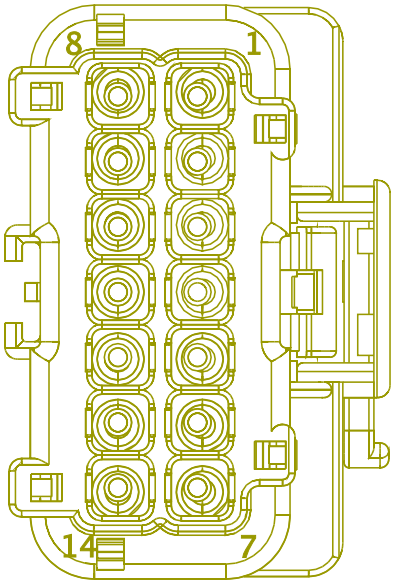

Name	Terminal Part Number	V-Min	Name	Wire Part Number	Wire CSA	Wire Spec	Wire Material description	Wire Color Description	Wire Length	End2 Terminal Part Number	End2 Pin Name	End2 Connector
1	-	-	95E	3510329 R1	0.79	18.0	Thin Wall XLPE Primary Cable	TAN	1090.0	-	4	L01_680
2	-	-	95F	3510329 R1	0.79	18.0	Thin Wall XLPE Primary Cable	TAN	1090.0	-	3	L01_680
3	-	-	95H	3510329 R1	0.79	18.0	Thin Wall XLPE Primary Cable	TAN	1090.0	-	1	L01_680
4	-	-	95AR	3510329 R1	0.79	18.0	Thin Wall XLPE Primary Cable	TAN	1090.0	-	2	L01_680

Name	Terminal Part Number	V-Min	Name	Wire Part Number	Wire CSA	Wire Spec	Wire Material description	Wire Color Description	Wire Length	End2 Terminal Part Number	End2 Pin Name	End2 Connector
5	-	-	95AC	3510329 R1	0.79	18.0	Thin Wall XLPE Primary Cable	TAN	670.0	-	1	L01_691
6	-	-	95AB	3510347 R1	0.79	18.0	Thin Wall XLPE Primary Cable	PURPLE	670.0	-	4	L01_691
7	-	-	95AS	3510329 R1	0.79	18.0	Thin Wall XLPE Primary Cable	TAN	510.0	-	1	L01-675
8	-	-	95AT	3510329 R1	0.79	18.0	Thin Wall XLPE Primary Cable	TAN	680.0	-	1	L01-676
9	-	-	95AU	3510329 R1	0.79	18.0	Thin Wall XLPE Primary Cable	TAN	680.0	-	1	L01-677
10	-	-	95-G	3510330 R1	1.16	16.0	Thin Wall XLPE Primary Cable	TAN	330.0	-	X	-
11	-	-	10-GL	3510359 R1	0.79	18.0	Thin Wall XLPE Primary Cable	WHITE	530.0	-	3	L01_678
12	-	-	13A	3510323 R1	0.79	18.0	Thin Wall XLPE Primary Cable	PINK	530.0	-	4	L01_678

Connector Name	L01_674
Part Number	6114576C1
Instances	LT/RH - A26 - Selective Catalytic Reduction (SCR) - (Built 12/10/2021-12/31/2022):Diagram1 - DEF Tank FT Mtd (674B) and Horizontal Exhaust (670A) LT/RH - A26 - Selective Catalytic Reduction (SCR) - (Built 12/10/2021-12/31/2022):Diagram2 - DEF Tank FT Mtd (674B)
Mates	K06_674B

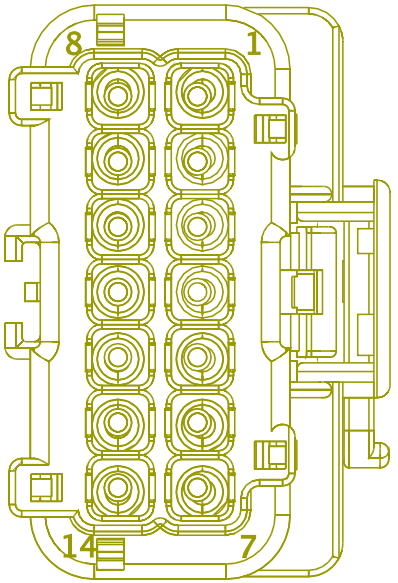

Name	Terminal Part Number	V-Min	Name	Wire Part Number	Wire CSA	Wire Spec	Wire Material description	Wire Color Description	Wire Length	End2 Terminal Part Number	End2 Pin Name	End2 Connector
1	-	-	95E	3510329 R1	0.79	18.0	Thin Wall XLPE Primary Cable	TAN	1090.0	-	-	-
2	-	-	95F	3510329 R1	0.79	18.0	Thin Wall XLPE Primary Cable	TAN	1090.0	-	-	-
3	-	-	95H	3510329 R1	0.79	18.0	Thin Wall XLPE Primary Cable	TAN	1090.0	-	-	-
4	-	-	95AR	3510329 R1	0.79	18.0	Thin Wall XLPE Primary Cable	TAN	1090.0	-	-	-

Name	Terminal Part Number	V-Min	Name	Wire Part Number	Wire CSA	Wire Spec	Wire Material description	Wire Color Description	Wire Length	End2 Terminal Part Number	End2 Pin Name	End2 Connector
5	-	-	95AC	3510329 R1	0.79	18.0	Thin Wall XLPE Primary Cable	TAN	670.0	-	5	L01_674
6	-	-	95AB	3510347 R1	0.79	18.0	Thin Wall XLPE Primary Cable	PURPLE	670.0	-	6	L01_674
7	-	-	95AS	3510329 R1	0.79	18.0	Thin Wall XLPE Primary Cable	TAN	510.0	-	7	L01_674
8	-	-	95AT	3510329 R1	0.79	18.0	Thin Wall XLPE Primary Cable	TAN	680.0	-	-	-
9	-	-	95AU	3510329 R1	0.79	18.0	Thin Wall XLPE Primary Cable	TAN	680.0	-	1	L01-677
10	-	-	95-G	3510330 R1	1.16	16.0	Thin Wall XLPE Primary Cable	TAN	330.0	-	X	-
11	-	-	10-GL	3510359 R1	0.79	18.0	Thin Wall XLPE Primary Cable	WHITE	530.0	-	-	-
12	-	-	13A	3510323 R1	0.79	18.0	Thin Wall XLPE Primary Cable	PINK	530.0	-	-	-

Connector Name	L01_674
Part Number	6114576C1
Instances	LT/RH - A26 - Selective Catalytic Reduction (SCR) - (Built 12/10/2021-12/31/2022):Diagram1 - DEF Tank RR Mtd (674) and Horizontal Exhaust (670A) LT/RH - A26 - Selective Catalytic Reduction (SCR) - (Built 12/10/2021-12/31/2022):Diagram1 - DEF Tank RR Mtd (674) and Vertical Exhaust (670B) LT/RH - A26 - Selective Catalytic Reduction (SCR) - (Built 12/10/2021-12/31/2022):Diagram2 - DEF Tank RR Mtd (674)
Mates	K06_674

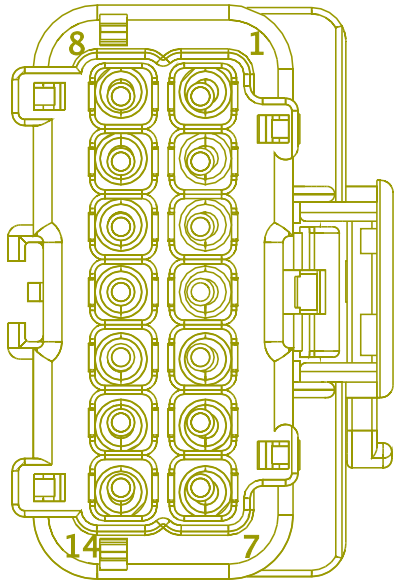

Name	Terminal Part Number	V-Min	Name	Wire Part Number	Wire CSA	Wire Spec	Wire Material description	Wire Color Description	Wire Length	End2 Terminal Part Number	End2 Pin Name	End2 Connector
1	-	-	95E	3510329 R1	0.79	18.0	Thin Wall XLPE Primary Cable	TAN	1090.0	-	4	L01_680
2	-	-	95F	3510329 R1	0.79	18.0	Thin Wall XLPE Primary Cable	TAN	1090.0	-	3	L01_680
3	-	-	95H	3510329 R1	0.79	18.0	Thin Wall XLPE Primary Cable	TAN	1090.0	-	1	L01_680
4	-	-	95AR	3510329 R1	0.79	18.0	Thin Wall XLPE Primary Cable	TAN	1090.0	-	2	L01_680

Name	Terminal Part Number	V-Min	Name	Wire Part Number	Wire CSA	Wire Spec	Wire Material description	Wire Color Description	Wire Length	End2 Terminal Part Number	End2 Pin Name	End2 Connector
5	-	-	95AC	3510329 R1	0.79	18.0	Thin Wall XLPE Primary Cable	TAN	670.0	-	5	L01_674
6	-	-	95AB	3510347 R1	0.79	18.0	Thin Wall XLPE Primary Cable	PURPLE	670.0	-	6	L01_674
7	-	-	95AS	3510329 R1	0.79	18.0	Thin Wall XLPE Primary Cable	TAN	510.0	-	7	L01_674
8	-	-	95AT	3510329 R1	0.79	18.0	Thin Wall XLPE Primary Cable	TAN	680.0	-	1	L01-676
9	-	-	95AU	3510329 R1	0.79	18.0	Thin Wall XLPE Primary Cable	TAN	680.0	-	-	-
10	-	-	95-G	3510330 R1	1.16	16.0	Thin Wall XLPE Primary Cable	TAN	330.0	-	-	-
11	-	-	10-GL	3510359 R1	0.79	18.0	Thin Wall XLPE Primary Cable	WHITE	530.0	-	3	K06_678
12	-	-	13A	3510323 R1	0.79	18.0	Thin Wall XLPE Primary Cable	PINK	530.0	-	4	K06_678

Connector Name	L01_674
Part Number	6114576C1
Instances	LT/RH/LoneStar - X15 - Selective Catalytic Reduction (SCR):Diagram1 - DEF Tank RR Mtd (674) and Horizontal Exhaust (670A) LT/RH/LoneStar - X15 - Selective Catalytic Reduction (SCR):Diagram1 - DEF Tank RR Mtd (674) and Vertical Exhaust (670B)
Mates	K02_674_

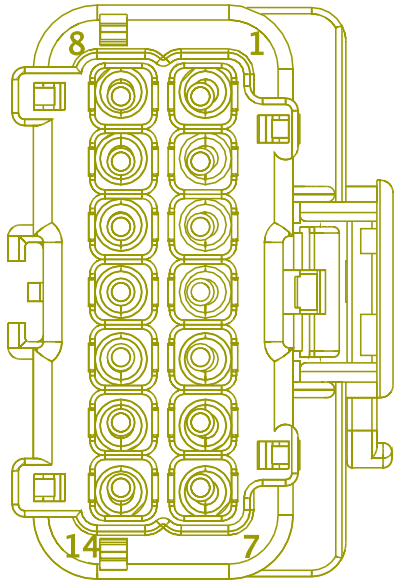

Name	Terminal Part Number	V-Min	Name	Wire Part Number	Wire CSA	Wire Spec	Wire Material description	Wire Color Description	Wire Length	End2 Terminal Part Number	End2 Pin Name	End2 Connector
1	-	-	95E	3510329 R1	0.79	18.0	Thin Wall XLPE Primary Cable	TAN	1090.0	-	4	L01_680
2	-	-	95F	3510329 R1	0.79	18.0	Thin Wall XLPE Primary Cable	TAN	1090.0	-	3	L01_680
3	-	-	95H	3510329 R1	0.79	18.0	Thin Wall XLPE Primary Cable	TAN	1090.0	-	-	-
4	-	-	95AR	3510329 R1	0.79	18.0	Thin Wall XLPE Primary Cable	TAN	1090.0	-	2	L01_680

Name	Terminal Part Number	V-Min	Name	Wire Part Number	Wire CSA	Wire Spec	Wire Material description	Wire Color Description	Wire Length	End2 Terminal Part Number	End2 Pin Name	End2 Connector
5	-	-	95AC	3510329 R1	0.79	18.0	Thin Wall XLPE Primary Cable	TAN	670.0	-	1	L01_691
6	-	-	95AB	3510347 R1	0.79	18.0	Thin Wall XLPE Primary Cable	PURPLE	670.0	-	4	L01_691
11	-	-	10-GL	3510359 R1	0.79	18.0	Thin Wall XLPE Primary Cable	WHITE	530.0	-	3	L01_678
12	-	-	13A	3510323 R1	0.79	18.0	Thin Wall XLPE Primary Cable	PINK	530.0	-	4	L01_678

Connector Name	L01_674_
Part Number	6114576C1
Instances	LT/RH/LoneStar - X15 - Selective Catalytic Reduction (SCR):Diagram1 - DEF Tank FT Mtd (674B) and Horizontal Exhaust (670A)
Mates	K02_674B

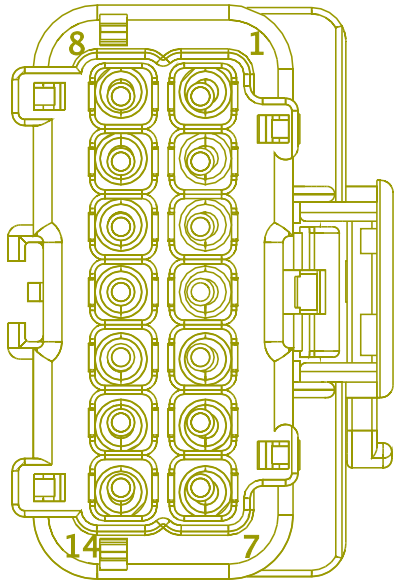

Name	Terminal Part Number	V-Min	Name	Wire Part Number	Wire CSA	Wire Spec	Wire Material description	Wire Color Description	Wire Length	End2 Terminal Part Number	End2 Pin Name	End2 Connector
1	-	-	95E	3510329 R1	0.79	18.0	Thin Wall XLPE Primary Cable	TAN	1090.0	-	-	-
2	-	-	95F	3510329 R1	0.79	18.0	Thin Wall XLPE Primary Cable	TAN	1090.0	-	-	-
3	-	-	95H	3510329 R1	0.79	18.0	Thin Wall XLPE Primary Cable	TAN	1090.0	-	1	L01_680
4	-	-	95AR	3510329 R1	0.79	18.0	Thin Wall XLPE Primary Cable	TAN	1090.0	-	-	-

Name	Terminal Part Number	V-Min	Name	Wire Part Number	Wire CSA	Wire Spec	Wire Material description	Wire Color Description	Wire Length	End2 Terminal Part Number	End2 Pin Name	End2 Connect or
5	-	-	95AC	3510329 R1	0.79	18.0	Thin Wall XLPE Primary Cable	TAN	670.0	-	-	-
6	-	-	95AB	3510347 R1	0.79	18.0	Thin Wall XLPE Primary Cable	PURPLE	670.0	-	-	-
11	-	-	10-GL	3510359 R1	0.79	18.0	Thin Wall XLPE Primary Cable	WHITE	530.0	-	-	-
12	-	-	13A	3510323 R1	0.79	18.0	Thin Wall XLPE Primary Cable	PINK	530.0	-	-	-

Connector Name	L01_678
Part Number	3991593C1
Instances	Engine Private J1939 A26:Engine Private J1939 A26 LT/RH - A26 - Selective Catalytic Reduction (SCR) - (Built 11/01/2021-12/10/2021):Diagram1 LT/RH/LoneStar - X15 - Selective Catalytic Reduction (SCR):Diagram1 - DEF Tank FT Mtd (674B) and Horizontal Exhaust (670A) LT/RH/LoneStar - X15 - Selective Catalytic Reduction (SCR):Diagram1 - DEF Tank RR Mtd (674) and Horizontal Exhaust (670A) LT/RH/LoneStar - X15 - Selective Catalytic Reduction (SCR):Diagram1 - DEF Tank RR Mtd (674) and Vertical Exhaust (670B)
Mates	DEV-QUALITY_LEVEL_SNSR-01

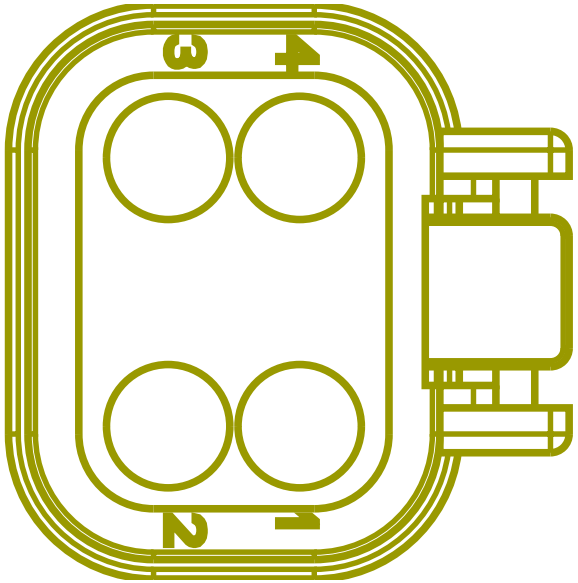

Name	Terminal Part Number	V-Min	Name	Wire Part Number	Wire CSA	Wire Spec	Wire Material description	Wire Color Description	Wire Length	End2 Terminal Part Number	End2 Pin Name	End2 Connector
1	-	-	WIRE480616	-	0.0	-	-	-	0.0	-	PIN1	-
1	-	-	-	-	-	-	-	-	-	-	-	-
2	-	-	WIRE480614	-	0.0	-	-	-	0.0	-	PIN1	-
2	-	-	-	-	-	-	-	-	-	-	-	-
3	-	-	10-GL	3510359 R1	0.79	18.0	Thin Wall XLPE Primary Cable	WHITE	530.0	-	11	L01_674
4	-	-	13A	3510323 R1	0.79	18.0	Thin Wall XLPE Primary Cable	PINK	530.0	-	12	L01_674

Connector Name L01_680

Part Number 3993814C2

Instances LT/RH - A26 - Selective Catalytic Reduction (SCR) - (Built 11/01/2021-12/10/2021):Diagram1
LT/RH - A26 - Selective Catalytic Reduction (SCR) - (Built 12/10/2021-12/31/2022):Diagram1 - DEF Tank FT Mtd (674B) and Horizontal Exhaust (670A)
LT/RH - A26 - Selective Catalytic Reduction (SCR) - (Built 12/10/2021-12/31/2022):Diagram1 - DEF Tank RR Mtd (674) and Horizontal Exhaust (670A)
LT/RH - A26 - Selective Catalytic Reduction (SCR) - (Built 12/10/2021-12/31/2022):Diagram1 - DEF Tank RR Mtd (674) and Vertical Exhaust (670B)
LT/RH/LoneStar - X15 - Selective Catalytic Reduction (SCR):Diagram1 - DEF Tank FT Mtd (674B) and Horizontal Exhaust (670A)
LT/RH/LoneStar - X15 - Selective Catalytic Reduction (SCR):Diagram1 - DEF Tank RR Mtd (674) and Horizontal Exhaust (670A)
LT/RH/LoneStar - X15 - Selective Catalytic Reduction (SCR):Diagram1 - DEF Tank RR Mtd (674) and Vertical Exhaust (670B)



Mates DEV-SUPPLY_MODU-02

Name	Terminal Part Number	V-Min	Name	Wire Part Number	Wire CSA	Wire Spec	Wire Material description	Wire Color Description	Wire Length	End2 Terminal Part Number	End2 Pin Name	End2 Connector
1	-	-	95H	3510329 R1	0.79	18.0	Thin Wall XLPE Primary Cable	TAN	1090.0	-	3	L01_674
1	-	-	95H	3510329 R1	0.79	18.0	Thin Wall XLPE Primary Cable	TAN	1090.0	-	3	L01_674_
2	-	-	95AR	3510329 R1	0.79	18.0	Thin Wall XLPE Primary Cable	TAN	1090.0	-	4	L01_674

Name	Terminal Part Number	V-Min	Name	Wire Part Number	Wire CSA	Wire Spec	Wire Material description	Wire Color Description	Wire Length	End2 Terminal Part Number	End2 Pin Name	End2 Connect or
3	-	-	95F	3510329 R1	0.79	18.0	Thin Wall XLPE Primary Cable	TAN	1090.0	-	2	L01_674
4	-	-	95E	3510329 R1	0.79	18.0	Thin Wall XLPE Primary Cable	TAN	1090.0	-	1	L01_674

Connector Name	L01_691
Part Number	3714731C1
Instances	LT/RH - A26 - Selective Catalytic Reduction (SCR) - (Built 11/01/2021-12/10/2021):Diagram1 LT/RH/LoneStar - X15 - Selective Catalytic Reduction (SCR):Diagram1 - DEF Tank FT Mtd (674B) and Horizontal Exhaust (670A) LT/RH/LoneStar - X15 - Selective Catalytic Reduction (SCR):Diagram1 - DEF Tank RR Mtd (674) and Horizontal Exhaust (670A) LT/RH/LoneStar - X15 - Selective Catalytic Reduction (SCR):Diagram1 - DEF Tank RR Mtd (674) and Vertical Exhaust (670B)
Mates	DEV-DEF_TANK_HT_VALVE-02



Name	Terminal Part Number	V-Min	Name	Wire Part Number	Wire CSA	Wire Spec	Wire Material description	Wire Color Description	Wire Length	End2 Terminal Part Number	End2 Pin Name	End2 Connect or
1	-	-	95AC	3510329 R1	0.79	18.0	Thin Wall XLPE Primary Cable	TAN	670.0	-	5	L01_674
4	-	-	95AB	3510347 R1	0.79	18.0	Thin Wall XLPE Primary Cable	PURPLE	670.0	-	6	L01_674

Connector Name	M01-8050
Part Number	1661778C1
Instances	LT/RH - X15/A26 - Skirt Light Customer Supplied:Diagram1
Mates	LT-CS_LS_Skirt-1040-01-02

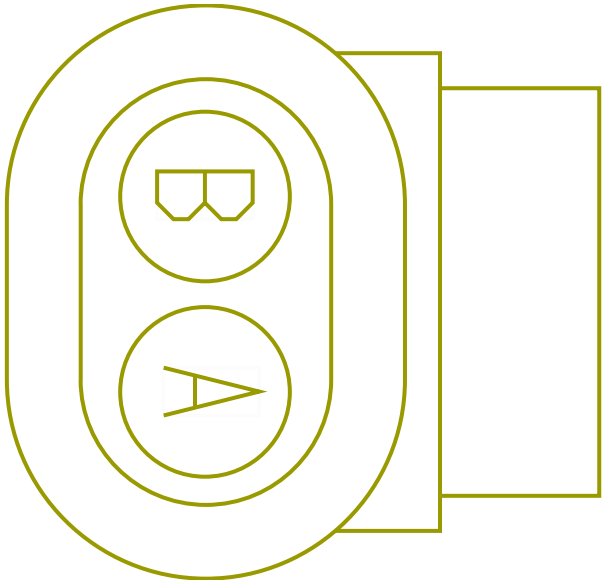

Name	Terminal Part Number	V-Min	Name	Wire Part Number	Wire CSA	Wire Spec	Wire Material description	Wire Color Description	Wire Length	End2 Terminal Part Number	End2 Pin Name	End2 Connect or
A	-	-	MJ54X	2643682 R1	1.16	16.0	Std. Wall XLPE Primary Cable	ORANGE	475.0	-	24	1700F
B	-	-	MJ54-GA	2643681 R1	1.16	16.0	Std. Wall XLPE Primary Cable	WHITE	1970.0	-	-	-

Connector Name	M01-8070
Part Number	587567C91
Instances	LT/RH/LoneStar - X15/A26 - Heated Mirrors (Door Pod Actuated Cab and Hood Mounted):Diagram1
Mates	MODU-DS-HOOD-MIRROR-1017-0 6-01A

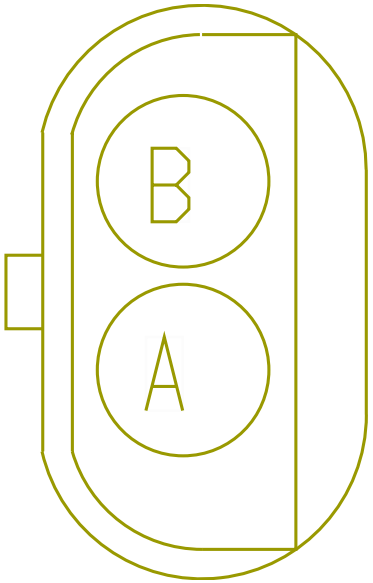

Name	Terminal Part Number	V-Min	Name	Wire Part Number	Wire CSA	Wire Spec	Wire Material description	Wire Color Description	Wire Length	End2 Terminal Part Number	End2 Pin Name	End2 Connect or
A	-	-	PN78B	2643678 R1	1.16	16.0	Std. Wall XLPE Primary Cable	LIGHT GREEN	1990.0	-	X	-
B	-	-	PN78-GA	2643681 R1	1.16	16.0	Std. Wall XLPE Primary Cable	WHITE	1825.0	-	X	-

Connector Name	M01-8071
Part Number	587567C91
Instances	LT/RH/LoneStar - X15/A26 - Heated Mirrors (Door Pod Actuated Cab and Hood Mounted):Diagram1
Mates	MODU-PS-HOOD-MIRROR-1017-0 6-01A

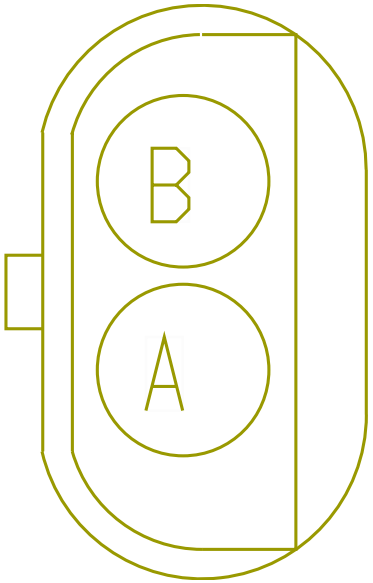

Name	Terminal Part Number	V-Min	Name	Wire Part Number	Wire CSA	Wire Spec	Wire Material description	Wire Color Description	Wire Length	End2 Terminal Part Number	End2 Pin Name	End2 Connect or
A	-	-	PN78C	2643678 R1	1.16	16.0	Std. Wall XLPE Primary Cable	LIGHT GREEN	3365.0	-	X	-
B	-	-	PN78-GB	2643681 R1	1.16	16.0	Std. Wall XLPE Primary Cable	WHITE	3200.0	-	X	-

Connector Name	M01-8350
Part Number	3536864C1
Instances	LT/RH - X15/A26 - Windshield Washer Pump:Diagram1 LT/RH - X15/A26 - Windshield Washer Pump & Low Fluid Sensor:Diagram1
Mates	Washer_Bottle_Assembly-102 9-05-01A-LT

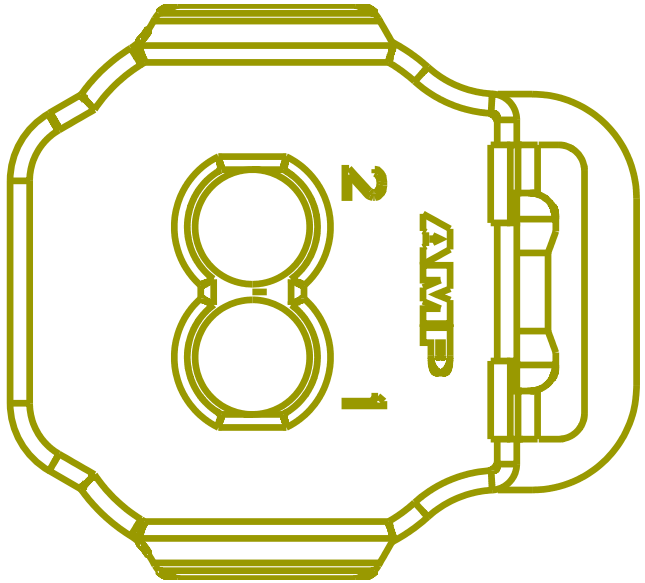

Name	Terminal Part Number	V-Min	Name	Wire Part Number	Wire CSA	Wire Spec	Wire Material description	Wire Color Description	Wire Length	End2 Terminal Part Number	End2 Pin Name	End2 Connect or
1	-	-	MA87C	2643680 R1	1.16	16.0	Std. Wall XLPE Primary Cable	GREY	5165.0	-	19	1700F
2	-	-	MA87D	2643680 R1	1.16	16.0	Std. Wall XLPE Primary Cable	GREY	5165.0	-	20	1700F

Connector Name	M01-8351
Part Number	3554317C1
Instances	LT/RH - X15/A26 - Windshield Washer Pump & Low Fluid Sensor:Diagram1
Mates	Washer_Bottle_Assembly-102 9-05-01A-LT

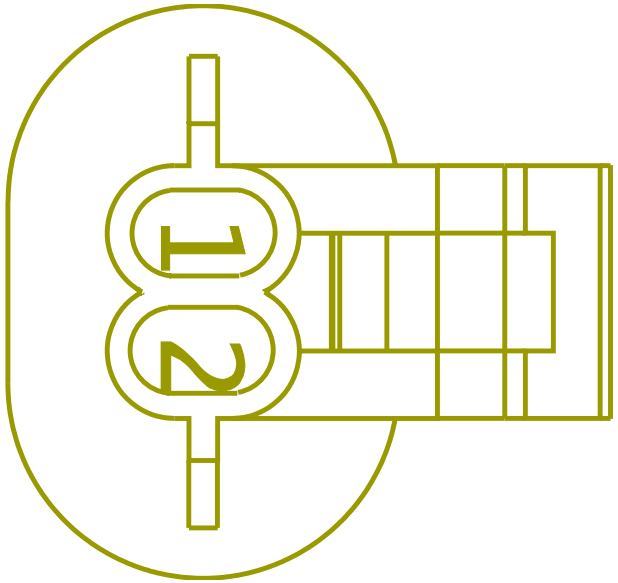

Name	Terminal Part Number	V-Min	Name	Wire Part Number	Wire CSA	Wire Spec	Wire Material description	Wire Color Description	Wire Length	End2 Terminal Part Number	End2 Pin Name	End2 Connect or
1	-	-	WW87A	3510311 R1	0.79	18.0	Thin Wall XLPE Primary Cable	GREY	5205.0	-	17	1700F
2	-	-	WW9BB	3510311 R1	0.79	18.0	Thin Wall XLPE Primary Cable	GREY	5205.0	-	18	1700F

Connector Name	M01-8454
Part Number	1661777C1
Instances	LT/RH - X15/A26 - Trailer Interface (ABS) - Center Pin Circuit:Diagram1 LT/RH - X15/A26 - Trailer Interface (ABS) - Center Pin Circuit:Diagram2 LT/RH - X15/A26 - Trailer Interface (ABS) - Center Pin Circuit:Diagram3 LT/RH - X15/A26 - Trailer Interface (ABS) - Center Pin Circuit:Diagram4
Mates	SW-PARK_BRAKE-3034-01-01A

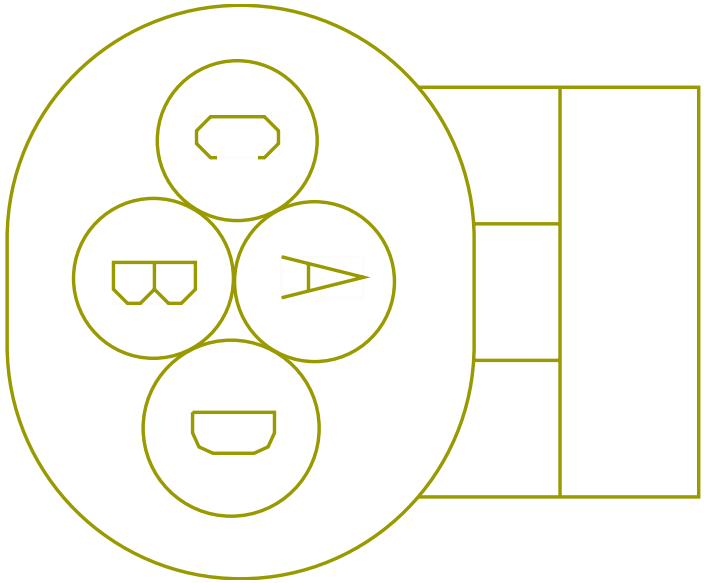

Name	Terminal Part Number	V-Min	Name	Wire Part Number	Wire CSA	Wire Spec	Wire Material description	Wire Color Description	Wire Length	End2 Terminal Part Number	End2 Pin Name	End2 Connect or
C	-	-	NA72EA	2643682 R1	1.16	16.0	Std. Wall XLPE Primary Cable	ORANGE	700.0	-	51	1700F
D	-	-	NA72EB	2643682 R1	1.16	16.0	Std. Wall XLPE Primary Cable	ORANGE	700.0	-	52	1700F

Connector Name M01-8500

Part Number 1686834C1

Instances LT/RH - X15/A26 - Antilock Brake System (ABS) BENDIX 4 Channel Implemenation:Diagram1
LT/RH - X15/A26 - Antilock Brake System (ABS) BENDIX 4 Channel Implemenation:Diagram2
LT/RH - X15/A26 - Antilock Brake System (ABS) BENDIX 4 Channel Implemenation:Diagram3
LT/RH - X15/A26 - Antilock Brake System (ABS) BENDIX 4 Channel Implemenation:Diagram4
LT/RH - X15/A26 - Antilock Brake System (ABS) Bendix 6 Channel Implementation:Diagram1
LT/RH - X15/A26 - Antilock Brake System (ABS) Bendix 6 Channel Implementation:Diagram2
LT/RH - X15/A26 - Antilock Brake System (ABS) Bendix 6 Channel Implementation:Diagram3

Mates MDL-ABS-3003-01-04A

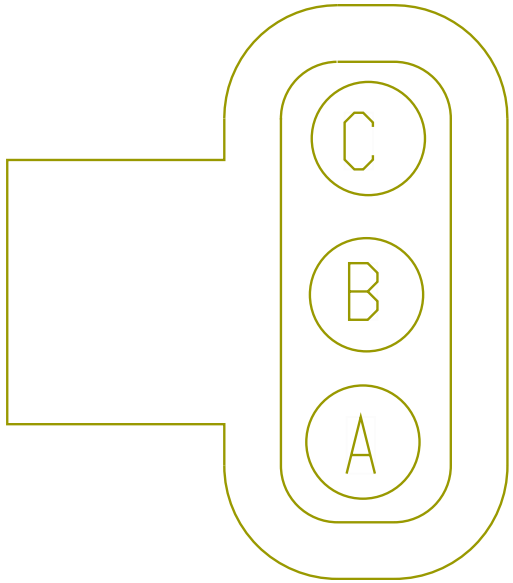

Name	Terminal Part Number	V-Min	Name	Wire Part Number	Wire CSA	Wire Spec	Wire Material description	Wire Color Description	Wire Length	End2 Terminal Part Number	End2 Pin Name	End2 Connect or
A	-	-	MB94	2643673 R1	0.79	18.0	Std. Wall XLPE Primary Cable	GREY	1850.0	-	27	1700F
B	-	-	MB94A	2643673 R1	0.79	18.0	Std. Wall XLPE Primary Cable	GREY	1850.0	-	28	1700F
C	-	-	MB94B	2643673 R1	0.79	18.0	Std. Wall XLPE Primary Cable	GREY	1850.0	-	29	1700F

Connector Name	M01-8501
Part Number	1686834C1
Instances	LT/RH - X15/A26 - Antilock Brake System (ABS) BENDIX 4 Channel Implemenation:Diagram1 LT/RH - X15/A26 - Antilock Brake System (ABS) BENDIX 4 Channel Implemenation:Diagram2 LT/RH - X15/A26 - Antilock Brake System (ABS) BENDIX 4 Channel Implemenation:Diagram3 LT/RH - X15/A26 - Antilock Brake System (ABS) BENDIX 4 Channel Implemenation:Diagram4 LT/RH - X15/A26 - Antilock Brake System (ABS) Bendix 6 Channel Implementation:Diagram1 LT/RH - X15/A26 - Antilock Brake System (ABS) Bendix 6 Channel Implementation:Diagram2 LT/RH - X15/A26 - Antilock Brake System (ABS) Bendix 6 Channel Implementation:Diagram3
Mates	MDL-ABS-3003-01-04B

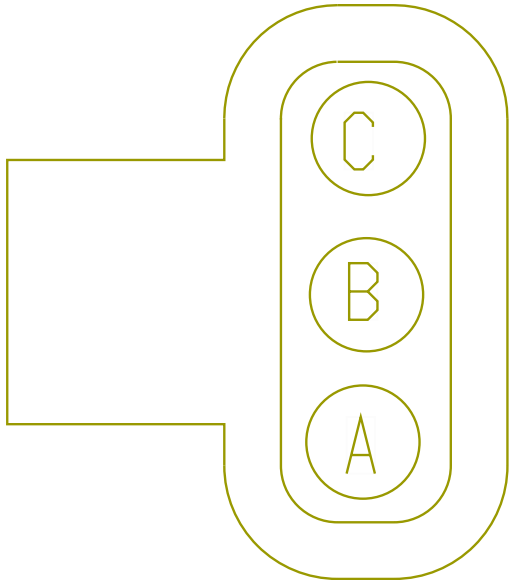

Name	Terminal Part Number	V-Min	Name	Wire Part Number	Wire CSA	Wire Spec	Wire Material description	Wire Color Description	Wire Length	End2 Terminal Part Number	End2 Pin Name	End2 Connector
A	-	-	MB94H	2643673 R1	0.79	18.0	Std. Wall XLPE Primary Cable	GREY	5775.0	-	34	1700F
B	-	-	MB94J	2643673 R1	0.79	18.0	Std. Wall XLPE Primary Cable	GREY	5775.0	-	35	1700F
C	-	-	MB94K	2643673 R1	0.79	18.0	Std. Wall XLPE Primary Cable	GREY	5775.0	-	36	1700F

Connector Name M01-8502

Part Number 3757487C1

Instances LT/RH - X15/A26 - Antilock Brake System (ABS) BENDIX 4 Channel Implemenation:Diagram1
LT/RH - X15/A26 - Antilock Brake System (ABS) BENDIX 4 Channel Implemenation:Diagram2
LT/RH - X15/A26 - Antilock Brake System (ABS) BENDIX 4 Channel Implemenation:Diagram3
LT/RH - X15/A26 - Antilock Brake System (ABS) BENDIX 4 Channel Implemenation:Diagram4
LT/RH - X15/A26 - Antilock Brake System (ABS) Bendix 6 Channel Implementation:Diagram1
LT/RH - X15/A26 - Antilock Brake System (ABS) Bendix 6 Channel Implementation:Diagram2
LT/RH - X15/A26 - Antilock Brake System (ABS) Bendix 6 Channel Implementation:Diagram3

Mates SNSR-WS-3003-01-04B

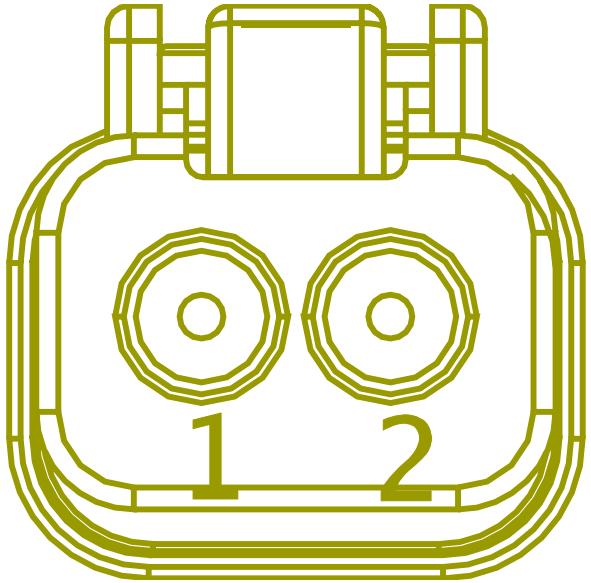

Name	Terminal Part Number	V-Min	Name	Wire Part Number	Wire CSA	Wire Spec	Wire Material description	Wire Color Description	Wire Length	End2 Terminal Part Number	End2 Pin Name	End2 Connect or
1	-	-	NB94C	2643673 R1	0.79	18.0	Std. Wall XLPE Primary Cable	GREY	1900.0	-	30	1700F
2	-	-	NB94D	2643673 R1	0.79	18.0	Std. Wall XLPE Primary Cable	GREY	1900.0	-	31	1700F

Connector Name	M01-8503
Part Number	3757487C1
Instances	LT/RH - X15/A26 - Antilock Brake System (ABS) BENDIX 4 Channel Implemenation:Diagram1 LT/RH - X15/A26 - Antilock Brake System (ABS) BENDIX 4 Channel Implemenation:Diagram2 LT/RH - X15/A26 - Antilock Brake System (ABS) BENDIX 4 Channel Implemenation:Diagram3 LT/RH - X15/A26 - Antilock Brake System (ABS) BENDIX 4 Channel Implemenation:Diagram4 LT/RH - X15/A26 - Antilock Brake System (ABS) Bendix 6 Channel Implementation:Diagram1 LT/RH - X15/A26 - Antilock Brake System (ABS) Bendix 6 Channel Implementation:Diagram2 LT/RH - X15/A26 - Antilock Brake System (ABS) Bendix 6 Channel Implementation:Diagram3
Mates	SNSR-WS-3003-01-04C

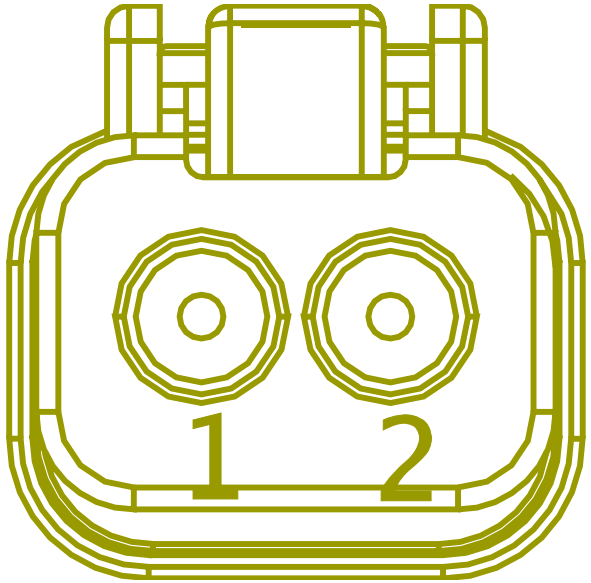

Name	Terminal Part Number	V-Min	Name	Wire Part Number	Wire CSA	Wire Spec	Wire Material description	Wire Color Description	Wire Length	End2 Terminal Part Number	End2 Pin Name	End2 Connect or
1	-	-	NB94E	2643673 R1	0.79	18.0	Std. Wall XLPE Primary Cable	GREY	5875.0	-	32	1700F
2	-	-	NB94F	2643673 R1	0.79	18.0	Std. Wall XLPE Primary Cable	GREY	5875.0	-	33	1700F

Connector Name	M01-8504
Part Number	3919376C1
Instances	LT/RH - X15/A26 - Antilock Brake System (ABS) - Wabco 4 Channel Implementation:Diagram1 LT/RH - X15/A26 - Antilock Brake System (ABS) - Wabco 4 Channel Implementation:Diagram2 LT/RH - X15/A26 - Antilock Brake System (ABS) - Wabco 4 Channel Implementation:Diagram3 LT/RH - X15/A26 - Antilock Brake System (ABS) - Wabco 4 Channel Implementation:Diagram4 LT/RH - X15/A26 - Antilock Brake System - Wabco ABS 6 Channel Implementation:Diagram1 LT/RH - X15/A26 - Antilock Brake System - Wabco ABS 6 Channel Implementation:Diagram2 LT/RH - X15/A26 - Antilock Brake System - Wabco ABS 6 Channel Implementation:Diagram3
Mates	MDL-ABS_SA_LEFT-01



Name	Terminal Part Number	V-Min	Name	Wire Part Number	Wire CSA	Wire Spec	Wire Material description	Wire Color Description	Wire Length	End2 Terminal Part Number	End2 Pin Name	End2 Connect or
1	-	-	MX94M	3510311 R1	0.79	18.0	Thin Wall XLPE Primary Cable	GREY	1810.0	-	27	1700F
2	-	-	MX94MA	3510311 R1	0.79	18.0	Thin Wall XLPE Primary Cable	GREY	1810.0	-	28	1700F
3	-	-	MX94MB	3510311 R1	0.79	18.0	Thin Wall XLPE Primary Cable	GREY	1810.0	-	29	1700F

Connector Name	M01-8505
Part Number	3919376C1
Instances	LT/RH - X15/A26 - Antilock Brake System (ABS) - Wabco 4 Channel Implementation:Diagram1 LT/RH - X15/A26 - Antilock Brake System (ABS) - Wabco 4 Channel Implementation:Diagram2 LT/RH - X15/A26 - Antilock Brake System (ABS) - Wabco 4 Channel Implementation:Diagram3 LT/RH - X15/A26 - Antilock Brake System (ABS) - Wabco 4 Channel Implementation:Diagram4 LT/RH - X15/A26 - Antilock Brake System - Wabco ABS 6 Channel Implementation:Diagram1 LT/RH - X15/A26 - Antilock Brake System - Wabco ABS 6 Channel Implementation:Diagram2 LT/RH - X15/A26 - Antilock Brake System - Wabco ABS 6 Channel Implementation:Diagram3
Mates	MDL-ABS_SA_RIGHT-01



Name	Terminal Part Number	V-Min	Name	Wire Part Number	Wire CSA	Wire Spec	Wire Material description	Wire Color Description	Wire Length	End2 Terminal Part Number	End2 Pin Name	End2 Connect or
1	-	-	MZ94MH	3510311 R1	0.79	18.0	Thin Wall XLPE Primary Cable	GREY	5865.0	-	34	1700F
2	-	-	MZ94MJ	3510311 R1	0.79	18.0	Thin Wall XLPE Primary Cable	GREY	5865.0	-	35	1700F
3	-	-	MZ94MK	3510311 R1	0.79	18.0	Thin Wall XLPE Primary Cable	GREY	5865.0	-	36	1700F

Connector Name M01-8506

Part Number 6111844C1

Instances LT/RH - X15/A26 - Antilock Brake System (ABS) - Wabco 4 Channel Implementation:Diagram1
LT/RH - X15/A26 - Antilock Brake System (ABS) - Wabco 4 Channel Implementation:Diagram2
LT/RH - X15/A26 - Antilock Brake System (ABS) - Wabco 4 Channel Implementation:Diagram3
LT/RH - X15/A26 - Antilock Brake System (ABS) - Wabco 4 Channel Implementation:Diagram4
LT/RH - X15/A26 - Antilock Brake System - Wabco ABS 6 Channel Implementation:Diagram1
LT/RH - X15/A26 - Antilock Brake System - Wabco ABS 6 Channel Implementation:Diagram2
LT/RH - X15/A26 - Antilock Brake System - Wabco ABS 6 Channel Implementation:Diagram3

Mates SNSR-WS_SA_LEFT-01

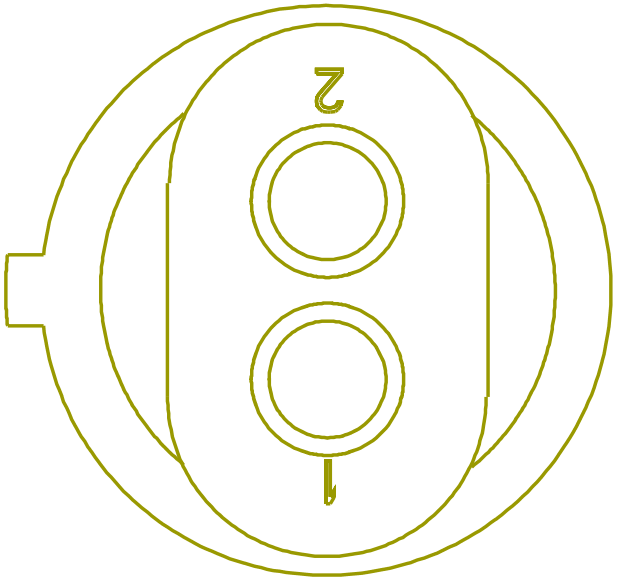

Name	Terminal Part Number	V-Min	Name	Wire Part Number	Wire CSA	Wire Spec	Wire Material description	Wire Color Description	Wire Length	End2 Terminal Part Number	End2 Pin Name	End2 Connect or
1	-	-	NC94MC	3510311 R1	0.79	18.0	Thin Wall XLPE Primary Cable	GREY	1770.0	-	30	1700F
2	-	-	NC94MD	3510311 R1	0.79	18.0	Thin Wall XLPE Primary Cable	GREY	1770.0	-	31	1700F

Connector Name M01-8507

Part Number 6111844C1

Instances LT/RH - X15/A26 - Antilock Brake System (ABS) - Wabco 4 Channel Implementation:Diagram1
LT/RH - X15/A26 - Antilock Brake System (ABS) - Wabco 4 Channel Implementation:Diagram2
LT/RH - X15/A26 - Antilock Brake System (ABS) - Wabco 4 Channel Implementation:Diagram3
LT/RH - X15/A26 - Antilock Brake System (ABS) - Wabco 4 Channel Implementation:Diagram4
LT/RH - X15/A26 - Antilock Brake System - Wabco ABS 6 Channel Implementation:Diagram1
LT/RH - X15/A26 - Antilock Brake System - Wabco ABS 6 Channel Implementation:Diagram2
LT/RH - X15/A26 - Antilock Brake System - Wabco ABS 6 Channel Implementation:Diagram3

Mates SNSR-WS_SA_RIGHT-01

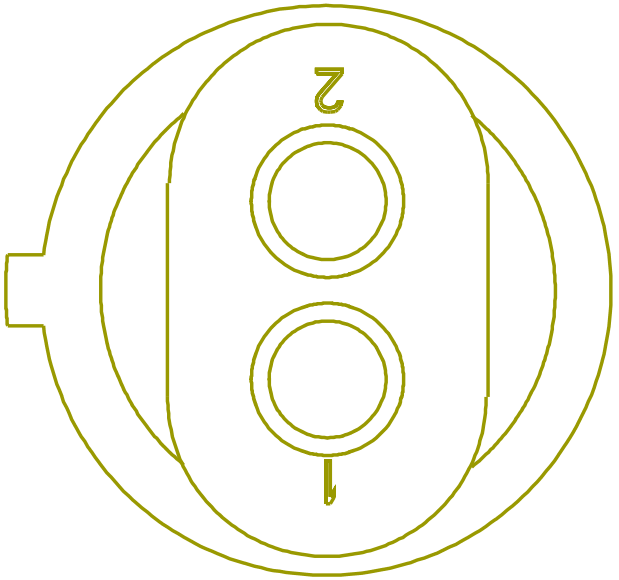

Name	Terminal Part Number	V-Min	Name	Wire Part Number	Wire CSA	Wire Spec	Wire Material description	Wire Color Description	Wire Length	End2 Terminal Part Number	End2 Pin Name	End2 Connect or
1	-	-	PC94ME	3510311 R1	0.79	18.0	Thin Wall XLPE Primary Cable	GREY	5865.0	-	32	1700F
2	-	-	PC94MF	3510311 R1	0.79	18.0	Thin Wall XLPE Primary Cable	GREY	5865.0	-	33	1700F

Connector Name	M01-8550B
Part Number	587567C91
Instances	LT/RH - A26 - Fuel Heater (Vehicle Powered)(Davco):Diagram1 LT/RH - X15 - Fuel Heater (Vehicle Powered) (Davco):Diagram2
Mates	DEV-FUEL_FILTER_ASSY_01

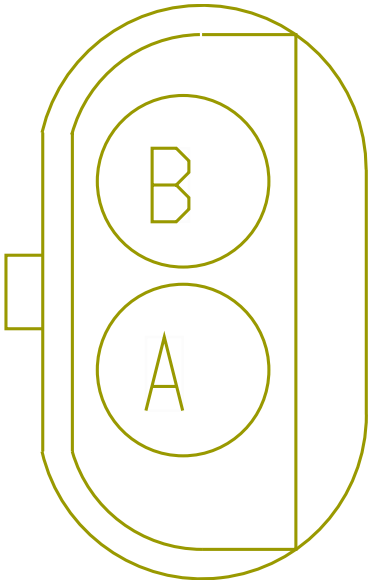

Name	Terminal Part Number	V-Min	Name	Wire Part Number	Wire CSA	Wire Spec	Wire Material description	Wire Color Description	Wire Length	End2 Terminal Part Number	End2 Pin Name	End2 Connect or
A	-	-	MH19	2643782 R1	1.91	14.0	Std. Wall XLPE Primary Cable	GREY	1745.0	-	6	1700F
A	-	-	MK19	2643782 R1	1.91	14.0	Std. Wall XLPE Primary Cable	GREY	1945.0	-	6	1700F
B	-	-	MH19-GA	2643689 R1	1.91	14.0	Std. Wall XLPE Primary Cable	WHITE	2425.0	-	-	-
B	-	-	MK19-GA	2643689 R1	1.91	14.0	Std. Wall XLPE Primary Cable	WHITE	1140.0	-	-	-

Connector Name M01-8550

Part Number 587567C91

Instances LT/RH - X15 - Fuel Heater (Vehicle Powered) (Davco):Diagram1
LT/RH - X15 - Fuel Heater (Vehicle Powered) (RAVCOR):Diagram1

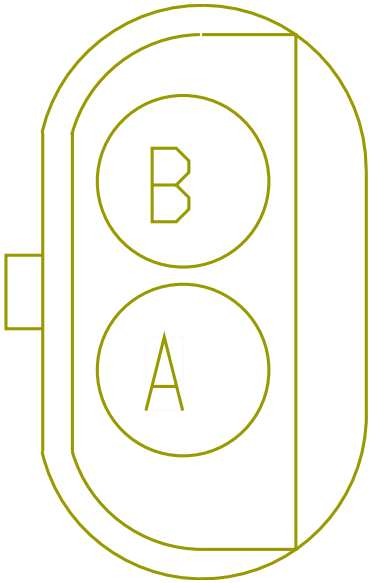

Name	Terminal Part Number	V-Min	Name	Wire Part Number	Wire CSA	Wire Spec	Wire Material description	Wire Color Description	Wire Length	End2 Terminal Part Number	End2 Pin Name	End2 Connect or
A	-	-	MK19	2643782 R1	1.91	14.0	Std. Wall XLPE Primary Cable	GREY	1945.0	-	6	1700F
B	-	-	MK19-GA	2643689 R1	1.91	14.0	Std. Wall XLPE Primary Cable	WHITE	1140.0	-	-	-

Connector Name	M01-8600
Part Number	587566C91
Instances	LT/RH - A26 - Cooling Fan Control (Fan Override):Diagram1 LT/RH - A26 - Cooling Fan Control (No Fan Override):Diagram1 LT/RH - X15 - Cooling Fan Control (No Fan Override, Cummins):Diagram1 LT/RH/LoneStar - X15 - Cooling Fan Control (Fan Override, Cummins):Diagram1
Mates	DEV-RADIATOR-01

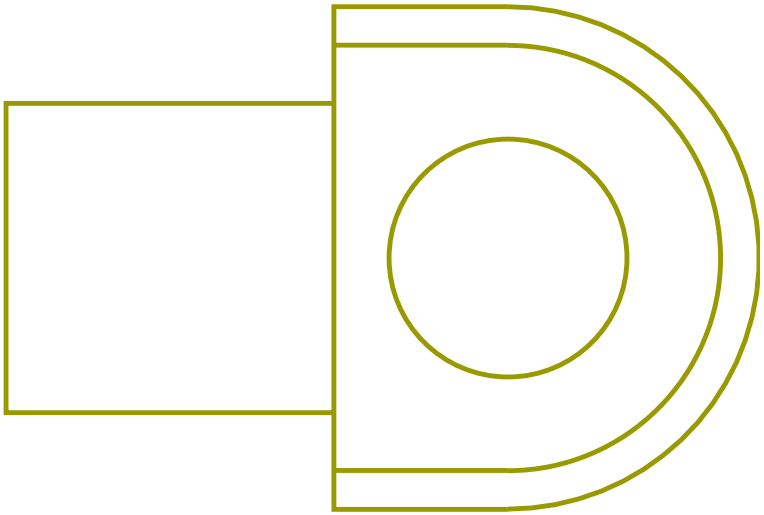

Name	Terminal Part Number	V-Min	Name	Wire Part Number	Wire CSA	Wire Spec	Wire Material description	Wire Color Description	Wire Length	End2 Terminal Part Number	End2 Pin Name	End2 Connect or
A	-	-	MA11-GC	2643787 R1	3.01	12.0	Std. Wall XLPE Primary Cable	WHITE	1960.0	-	A	M01_4005B
A	-	-	MA11-GC	2643787 R1	3.01	12.0	Std. Wall XLPE Primary Cable	WHITE	1960.0	-	A	4005B

Connector Name	M01-8903
Part Number	6111813C1
Instances	LT/RH - X15/A26 - Adaptive Cruise Control (Bendix - Fusion W/ O DIU & N/ Safety Direct & Tweeters):Diagram1 LT/RH - X15/A26 - Adaptive Cruise Control (Bendix - Fusion W/ O DIU & N/ Safety Direct & Reg Speakers):Diagram1 LT/RH - X15/A26 - Adaptive Cruise Control (Bendix - Fusion W/ O DIU & W/ Safety Direct & Reg Speakers):Diagram1 LT/RH - X15/A26 - Adaptive Cruise Control (Bendix - Fusion W/ O DIU & W/ Safety Direct & W/ Tweeters):Diagram1 LT/RH - X15/A26 - Adaptive Cruise Control w/o Display (Bendix):Diagram1 LT/RH - X15/A26 - Lane Departure Warning - (Bendix Fusion W/ Safety Direct))(US & Canada):Diagram1 LT/RH - X15/A26 - Lane Departure Warning - Bendix:Diagram1
Mates	SNSR-BENDIX_RADR-3000-03-0 1A-M01-8903

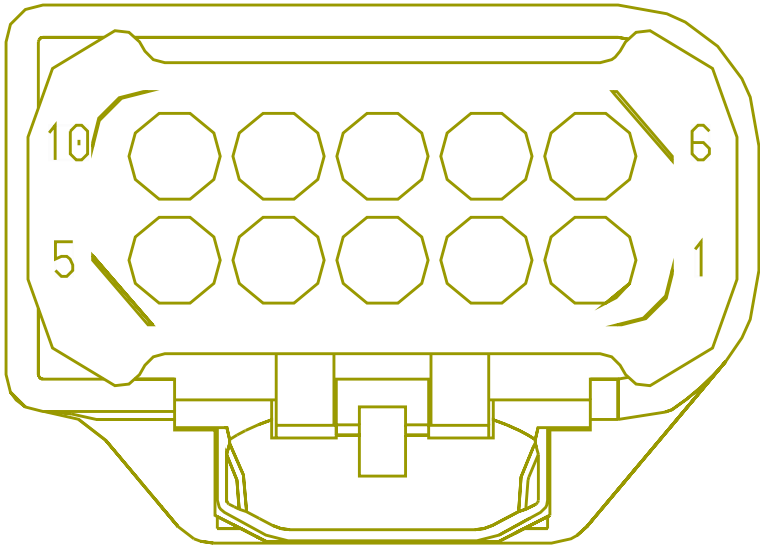

Name	Terminal Part Number	V-Min	Name	Wire Part Number	Wire CSA	Wire Spec	Wire Material description	Wire Color Description	Wire Length	End2 Terminal Part Number	End2 Pin Name	End2 Connector
1	-	-	-	-	-	-	-	-	-	-	-	-
2	-	-	-	-	-	-	-	-	-	-	-	-
5	-	-	NW67-GG	3510358 R1	0.53	20.0	Thin Wall XLPE Primary Cable	WHITE	3020.0	-	37	1700F
6	-	-	-	-	-	-	-	-	-	-	-	-
7	-	-	-	-	-	-	-	-	-	-	-	-
8	-	-	NW67Y	3510322 R1	0.53	20.0	Thin Wall XLPE Primary Cable	PINK	3020.0	-	38	1700F

Connector Name	M01-8904
Part Number	3852527C1
Instances	LT/RH - X15/A26 - Adaptive Cruise Control w/o Display (Wabco):Diagram1
Mates	SNSR-WABCO_RADR-3000-04-01A

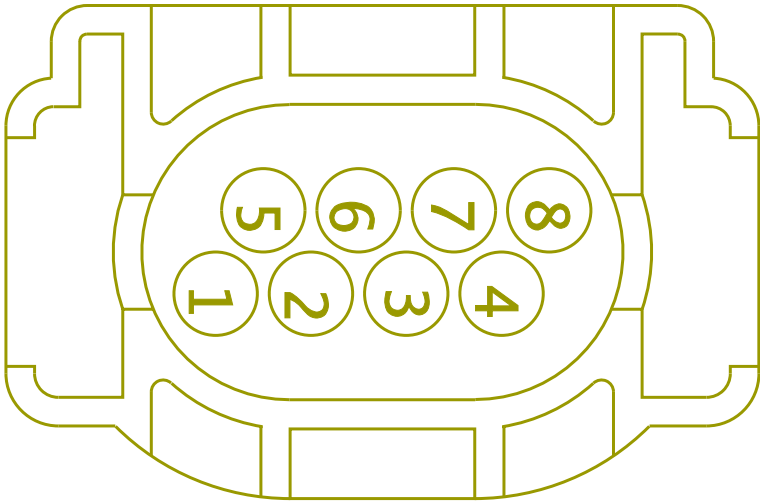

Name	Terminal Part Number	V-Min	Name	Wire Part Number	Wire CSA	Wire Spec	Wire Material description	Wire Color Description	Wire Length	End2 Terminal Part Number	End2 Pin Name	End2 Connect or
1	-	-	WU67YB	3510322 R1	0.53	20.0	Thin Wall XLPE Primary Cable	PINK	690.0	-	X	-
2	-	-	WU67YC	3510322 R1	0.53	20.0	Thin Wall XLPE Primary Cable	PINK	690.0	-	X	-
3	-	-	-	-	-	-	-	-	-	-	-	-
6	-	-	-	-	-	-	-	-	-	-	-	-
8	-	-	WU67-G	3510358 R1	0.53	20.0	Thin Wall XLPE Primary Cable	WHITE	4135.0	-	37	1700F

Connector Name	M01-8993FA
Part Number	4197454C1
Instances	Body J1939 (250Kbps) Splice Pack 1024:Body J1939 (250Kbps) Body J1939 (250Kbps) Splice Pack 1025:Body J1939 (250Kbps) Body J1939 (250Kbps) Splice Pack 1029:Body J1939 (250Kbps) Body J1939 (250Kbps) W/ 3 Splice Packs:Body J1939 (250Kbps) Tire Pressure Monitoring (TPMS)(LDL Technology):Combination1 Tire Pressure Monitoring (TPMS)(LDL Technology):Combination2 Tire Pressure Monitoring (TPMS)(LDL Technology):Combination3
Mates	DEV-TPMS_RECEIVER-01

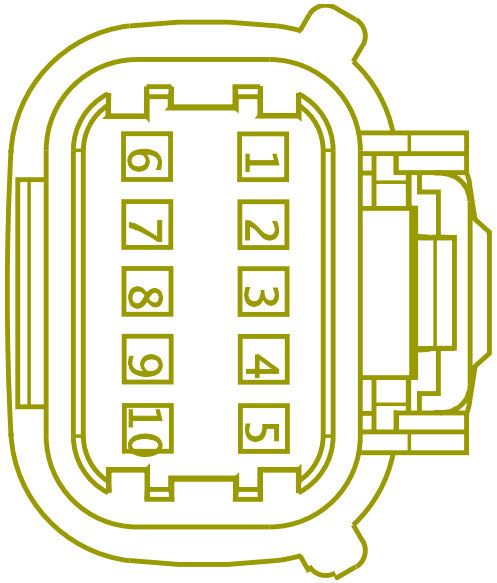

Name	Terminal Part Number	V-Min	Name	Wire Part Number	Wire CSA	Wire Spec	Wire Material description	Wire Color Description	Wire Length	End2 Terminal Part Number	End2 Pin Name	End2 Connect or
1	-	-	WIRE489924	-	0.0	-	-	-	0.0	-	X	-
1	-	-	WIRE489847	-	0.0	-	-	-	0.0	-	X	-
1	-	-	WIRE490024	-	0.0	-	-	-	0.0	-	X	-
1	-	-	WIRE490122	-	0.0	-	-	-	0.0	-	X	-
1	-	-	-	-	-	-	-	-	-	-	-	-
3	-	-	WIRE489925	-	0.0	-	-	-	0.0	-	PIN1	-
3	-	-	WIRE489848	-	0.0	-	-	-	0.0	-	PIN1	-
3	-	-	WIRE490025	-	0.0	-	-	-	0.0	-	PIN1	-
3	-	-	WIRE490123	-	0.0	-	-	-	0.0	-	PIN1	-

Name	Terminal Part Number	V-Min	Name	Wire Part Number	Wire CSA	Wire Spec	Wire Material description	Wire Color Description	Wire Length	End2 Terminal Part Number	End2 Pin Name	End2 Connector
3	-	-	-	-	-	-	-	-	-	-	-	-
7	-	-	YW22A	3510323 R1	0.79	18.0	Thin Wall XLPE Primary Cable	PINK	2296.0	-	47	1700F
9	-	-	YW22AG	3510359 R1	0.79	18.0	Thin Wall XLPE Primary Cable	WHITE	2296.0	-	48	1700F

Connector Name	M01-8993F
Part Number	3823761C1
Instances	LT/RH - X15/A26 - Tire Pressure (TPMS) (US & Canada):Diagram1
Mates	MODU-TPMS-01

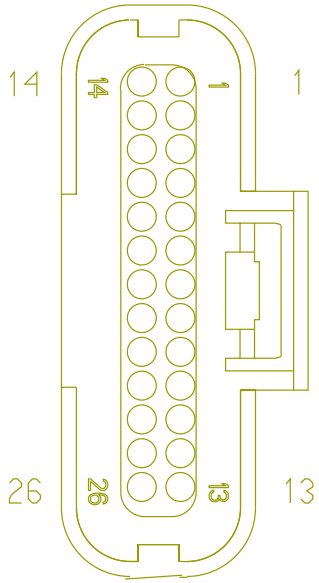

Name	Terminal Part Number	V-Min	Name	Wire Part Number	Wire CSA	Wire Spec	Wire Material description	Wire Color Description	Wire Length	End2 Terminal Part Number	End2 Pin Name	End2 Connector
1	-	-	NS22AG	3510359 R1	0.79	18.0	Thin Wall XLPE Primary Cable	WHITE	1770.0	-	48	1700F
2	-	-	NS22AA	3510323 R1	0.79	18.0	Thin Wall XLPE Primary Cable	PINK	1770.0	-	47	1700F
11	-	-	-	-	-	-	-	-	-	-	-	-
12	-	-	-	-	-	-	-	-	-	-	-	-

Connector Name M01_4005B

Part Number 3866817C1

Instances LT/RH - X15 - Cooling Fan Control (No Fan Override, Cummins):Diagram1
LT/RH/LoneStar - X15 - Cooling Fan Control (Fan Override, Cummins):Diagram1

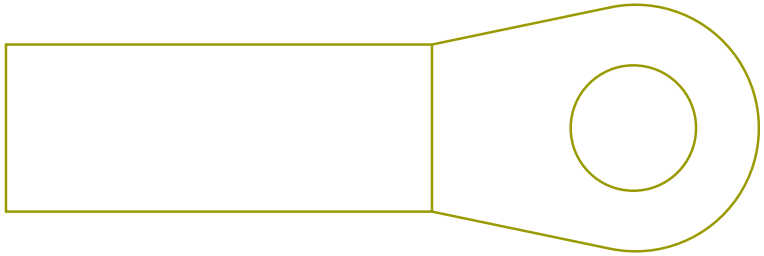

Name	Terminal Part Number	V-Min	Name	Wire Part Number	Wire CSA	Wire Spec	Wire Material description	Wire Color Description	Wire Length	End2 Terminal Part Number	End2 Pin Name	End2 Connect or
A	-	-	MA11-GC	2643787 R1	3.01	12.0	Std. Wall XLPE Primary Cable	WHITE	1960.0	-	A	M01-8600

Connector Name	M01_4450F
Part Number	2039312C91
Instances	LT/RH - A26 - Body Builder Lighting - (BOC EOF In Cab) (8HAB 8HAE 8HAU) (Manual):Diagram1 LT/RH - A26 - Body Builder Lighting - (BOC EOF In Cab) (8HAB 8HAE 8HAU) (Manual):Diagram2
Mates	N01_4450FM



Name	Terminal Part Number	V-Min	Name	Wire Part Number	Wire CSA	Wire Spec	Wire Material description	Wire Color Description	Wire Length	End2 Terminal Part Number	End2 Pin Name	End2 Connector
A	-	-	BB68	3510307 R1	1.91	14.0	Thin Wall XLPE Primary Cable	BROWN	600.0	-	74	1700F
B	-	-	BB56AB	-	0.0	16.0	-	YELLOW 2	0.0	-	69	1700F
C	-	-	BB57A	3510300 R1	1.16	16.0	Thin Wall XLPE Primary Cable	LIGHT GREEN	600.0	-	71	1700F
D	-	-	BB54	3510307 R1	1.91	14.0	Thin Wall XLPE Primary Cable	BROWN	600.0	-	73	1700F
E	-	-	BB71	3510342 R1	1.16	16.0	Thin Wall XLPE Primary Cable	LIGHT BLUE	609.0	-	76	1700F

Connector Name	M01_4460F
Part Number	3553961C1
Instances	LT/RH - A26 - Body Builder Lighting - (BOC EOF In Cab) (8HAB 8HAE 8HAU) (Manual):Diagram1 LT/RH - A26 - Body Builder Lighting - (BOC EOF In Cab) (8HAB 8HAE 8HAU) (Manual):Diagram2
Mates	N01_4460FM

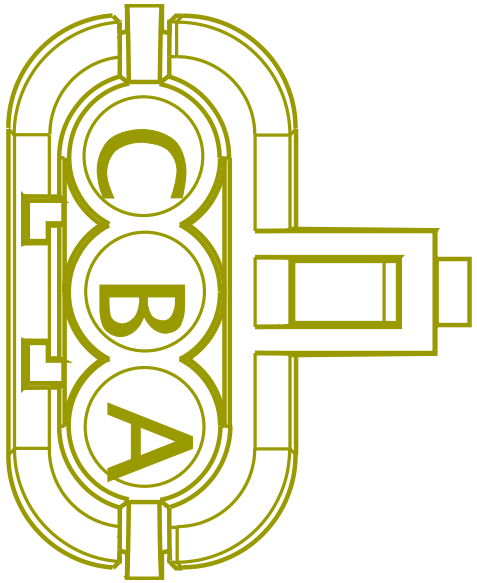

Name	Terminal Part Number	V-Min	Name	Wire Part Number	Wire CSA	Wire Spec	Wire Material description	Wire Color Description	Wire Length	End2 Terminal Part Number	End2 Pin Name	End2 Connect or
A	-	-	BB56B	3510336 R1	1.16	16.0	Thin Wall XLPE Primary Cable	YELLOW 2	600.0	-	70	1700F
B	-	-	BB57B	3510300 R1	1.16	16.0	Thin Wall XLPE Primary Cable	LIGHT GREEN	600.0	-	72	1700F
C	-	-	BB70	3510368 R1	3.01	12.0	Thin Wall XLPE Primary Cable	RED	600.0	-	75	1700F

Connector Name	M01_8508
Part Number	4219499C1
Instances	LT/RH - X15/A26 - Steering Hands Off Detection:Diagram1 LT/RH - X15/A26 - Steering Performance:Diagram1
Mates	DEV-MTO_STEERING_GEAR-01

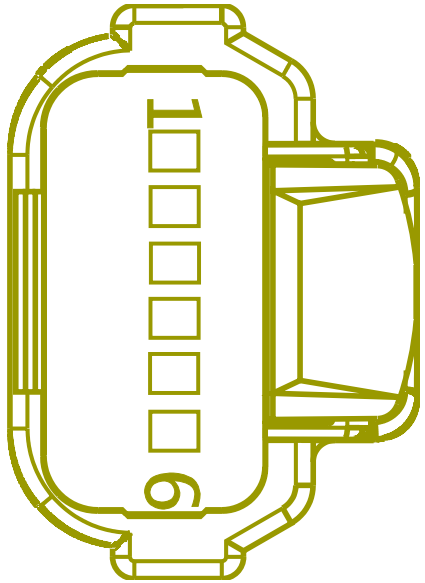

Name	Terminal Part Number	V-Min	Name	Wire Part Number	Wire CSA	Wire Spec	Wire Material description	Wire Color Description	Wire Length	End2 Terminal Part Number	End2 Pin Name	End2 Connector
2	-	-	ZF6B	3510310 R1	0.53	20.0	Thin Wall XLPE Primary Cable	GREY	2388.0	-	12	1700F
3	-	-	ZF99B	3510346 R1	0.53	20.0	Thin Wall XLPE Primary Cable	VIOLET	2388.0	-	9	1700F
4	-	-	ZF99A	3510346 R1	0.53	20.0	Thin Wall XLPE Primary Cable	VIOLET	2388.0	-	10	1700F
5	-	-	ZF6A	3510310 R1	0.53	20.0	Thin Wall XLPE Primary Cable	GREY	2388.0	-	11	1700F

Connector Name	M01_8509
Part Number	4219500C1
Instances	LT/RH - X15/A26 - Steering Hands Off Detection:Diagram1 LT/RH - X15/A26 - Steering Performance:Diagram1
Mates	DEV-MTO_STEERING_GEAR-01

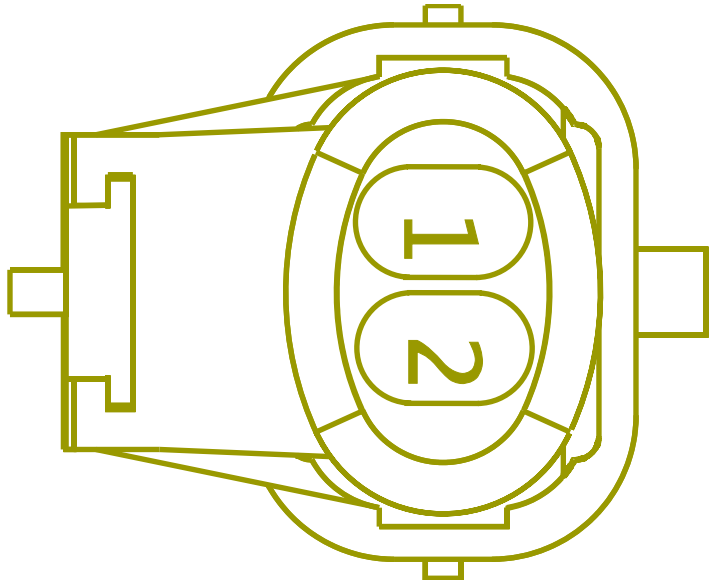

Name	Terminal Part Number	V-Min	Name	Wire Part Number	Wire CSA	Wire Spec	Wire Material description	Wire Color Description	Wire Length	End2 Terminal Part Number	End2 Pin Name	End2 Connect or
1	-	-	ZF14AB	3510365 R1	0.79	18.0	Thin Wall XLPE Primary Cable	RED	2218.0	-	13	1700F
2	-	-	ZF6C	3510359 R1	0.79	18.0	Thin Wall XLPE Primary Cable	WHITE	2218.0	-	25	1700F

Connector Name	M02-8351
Part Number	3554317C1
Instances	LoneStar - X15 - Windshield Washer Pump & Low Fluid Sensor:Diagram1
Mates	Washer_Bottle-1029-04-01A- LS

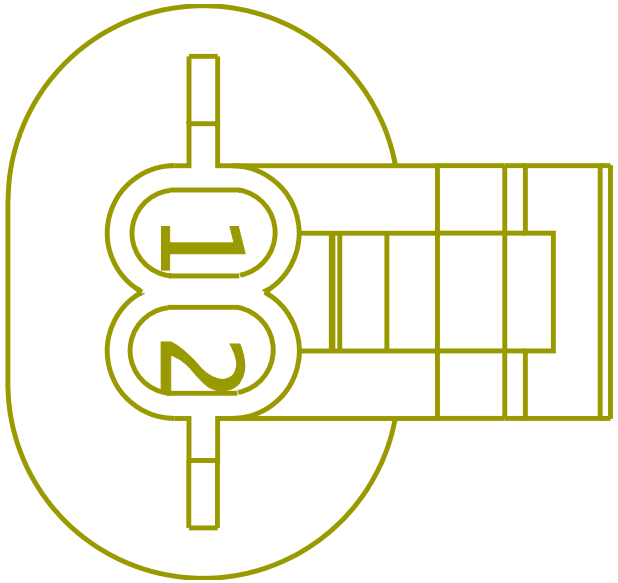

Name	Terminal Part Number	V-Min	Name	Wire Part Number	Wire CSA	Wire Spec	Wire Material description	Wire Color Description	Wire Length	End2 Terminal Part Number	End2 Pin Name	End2 Connect or
1	-	-	WW87A	3510311 R1	0.79	18.0	Thin Wall XLPE Primary Cable	GREY	5205.0	-	17	1700F
2	-	-	WW9BB	3510311 R1	0.79	18.0	Thin Wall XLPE Primary Cable	GREY	5205.0	-	18	1700F

Connector Name	M02-8352
Part Number	3536864C1
Instances	LoneStar - X15 - Windshield Washer Pump:Diagram1 LoneStar - X15 - Windshield Washer Pump & Low Fluid Sensor:Diagram1
Mates	Washer_Bottle-1029-04-01A- LS

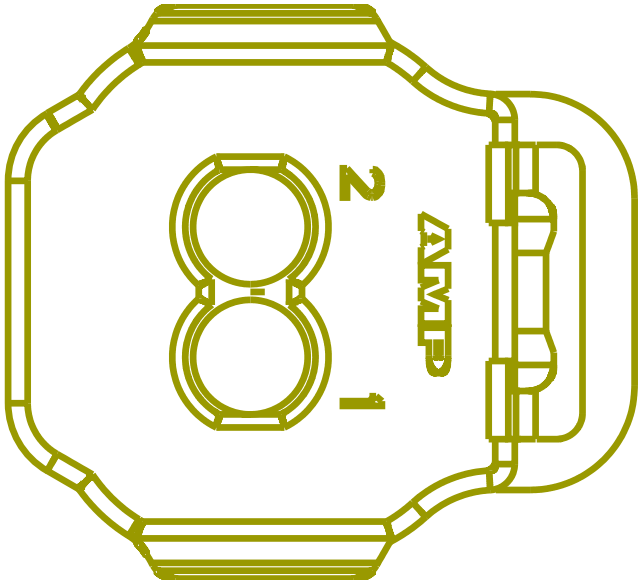

Name	Terminal Part Number	V-Min	Name	Wire Part Number	Wire CSA	Wire Spec	Wire Material description	Wire Color Description	Wire Length	End2 Terminal Part Number	End2 Pin Name	End2 Connect or
1	-	-	MA87C	2643680 R1	1.16	16.0	Std. Wall XLPE Primary Cable	GREY	5165.0	-	19	1700F
2	-	-	MA87D	2643680 R1	1.16	16.0	Std. Wall XLPE Primary Cable	GREY	5165.0	-	20	1700F

Connector Name	M02-8454
Part Number	1661777C1
Instances	LoneStar - X15 - Trailer Interface (ABS) - Center Pin Circuit:Diagram1 LoneStar - X15 - Trailer Interface (ABS) - Center Pin Circuit:Diagram2 LoneStar - X15 - Trailer Interface (ABS) - Center Pin Circuit:Diagram3 LoneStar - X15 - Trailer Interface (ABS) - Center Pin Circuit:Diagram4
Mates	SW-PARK_BRAKE-3034-01-01A

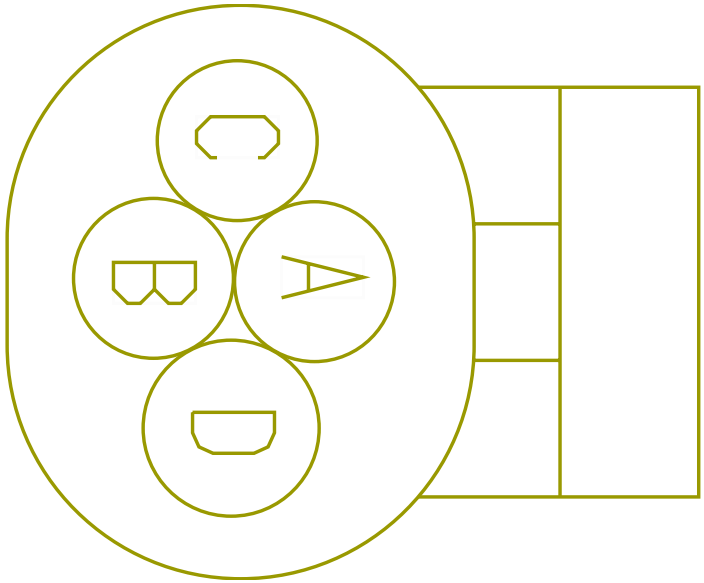

Name	Terminal Part Number	V-Min	Name	Wire Part Number	Wire CSA	Wire Spec	Wire Material description	Wire Color Description	Wire Length	End2 Terminal Part Number	End2 Pin Name	End2 Connect or
C	-	-	NA72EA	2643682 R1	1.16	16.0	Std. Wall XLPE Primary Cable	ORANGE	700.0	-	51	1700F
D	-	-	NA72EB	2643682 R1	1.16	16.0	Std. Wall XLPE Primary Cable	ORANGE	700.0	-	52	1700F

Connector Name	M02-8500
Part Number	1686834C1
Instances	LoneStar - X15 - Antilock Brake System (ABS) [Bendix 6 Channel Implementation]:Diagram1 LoneStar - X15 - Antilock Brake System (ABS) [Bendix 6 Channel Implementation]:Diagram2 LoneStar - X15 - Antilock Brake System (ABS) [Bendix 6 Channel Implementation]:Diagram3 LoneStar - X15 - Antilock Brake System (ABS)-BENDIX 4 Channel Implemenation:Diagram1 LoneStar - X15 - Antilock Brake System (ABS)-BENDIX 4 Channel Implemenation:Diagram2 LoneStar - X15 - Antilock Brake System (ABS)-BENDIX 4 Channel Implemenation:Diagram3 LoneStar - X15 - Antilock Brake System (ABS)-BENDIX 4 Channel Implemenation:Diagram4
Mates	MDL-ABS-3003-01-04A

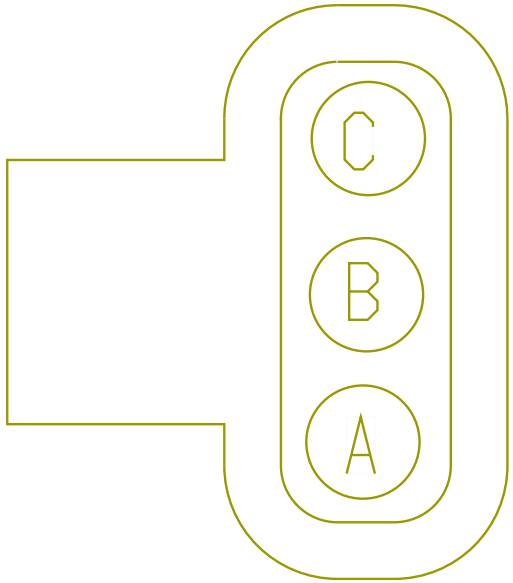

Name	Terminal Part Number	V-Min	Name	Wire Part Number	Wire CSA	Wire Spec	Wire Material description	Wire Color Description	Wire Length	End2 Terminal Part Number	End2 Pin Name	End2 Connect or
A	-	-	MB94	2643673 R1	0.79	18.0	Std. Wall XLPE Primary Cable	GREY	1850.0	-	27	1700F
B	-	-	MB94A	2643673 R1	0.79	18.0	Std. Wall XLPE Primary Cable	GREY	1850.0	-	28	1700F
C	-	-	MB94B	2643673 R1	0.79	18.0	Std. Wall XLPE Primary Cable	GREY	1850.0	-	29	1700F

Connector Name	M02-8501
Part Number	1686834C1
Instances	LoneStar - X15 - Antilock Brake System (ABS) [Bendix 6 Channel Implementation]:Diagram1 LoneStar - X15 - Antilock Brake System (ABS) [Bendix 6 Channel Implementation]:Diagram2 LoneStar - X15 - Antilock Brake System (ABS) [Bendix 6 Channel Implementation]:Diagram3 LoneStar - X15 - Antilock Brake System (ABS)-BENDIX 4 Channel Implemenation:Diagram1 LoneStar - X15 - Antilock Brake System (ABS)-BENDIX 4 Channel Implemenation:Diagram2 LoneStar - X15 - Antilock Brake System (ABS)-BENDIX 4 Channel Implemenation:Diagram3 LoneStar - X15 - Antilock Brake System (ABS)-BENDIX 4 Channel Implemenation:Diagram4
Mates	MDL-ABS-3003-01-04B

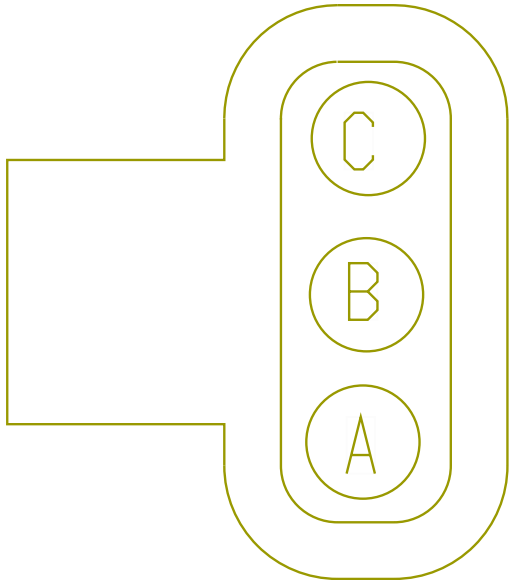

Name	Terminal Part Number	V-Min	Name	Wire Part Number	Wire CSA	Wire Spec	Wire Material description	Wire Color Description	Wire Length	End2 Terminal Part Number	End2 Pin Name	End2 Connect or
A	-	-	MB94H	2643673 R1	0.79	18.0	Std. Wall XLPE Primary Cable	GREY	5775.0	-	34	1700F
B	-	-	MB94J	2643673 R1	0.79	18.0	Std. Wall XLPE Primary Cable	GREY	5775.0	-	35	1700F
C	-	-	MB94K	2643673 R1	0.79	18.0	Std. Wall XLPE Primary Cable	GREY	5775.0	-	36	1700F

Connector Name	M02-8502
Part Number	3757487C1
Instances	LoneStar - X15 - Antilock Brake System (ABS) [Bendix 6 Channel Implementation]:Diagram1 LoneStar - X15 - Antilock Brake System (ABS) [Bendix 6 Channel Implementation]:Diagram2 LoneStar - X15 - Antilock Brake System (ABS) [Bendix 6 Channel Implementation]:Diagram3 LoneStar - X15 - Antilock Brake System (ABS)-BENDIX 4 Channel Implemenation:Diagram1 LoneStar - X15 - Antilock Brake System (ABS)-BENDIX 4 Channel Implemenation:Diagram2 LoneStar - X15 - Antilock Brake System (ABS)-BENDIX 4 Channel Implemenation:Diagram3 LoneStar - X15 - Antilock Brake System (ABS)-BENDIX 4 Channel Implemenation:Diagram4
Mates	SNSR-WS-3003-01-04B

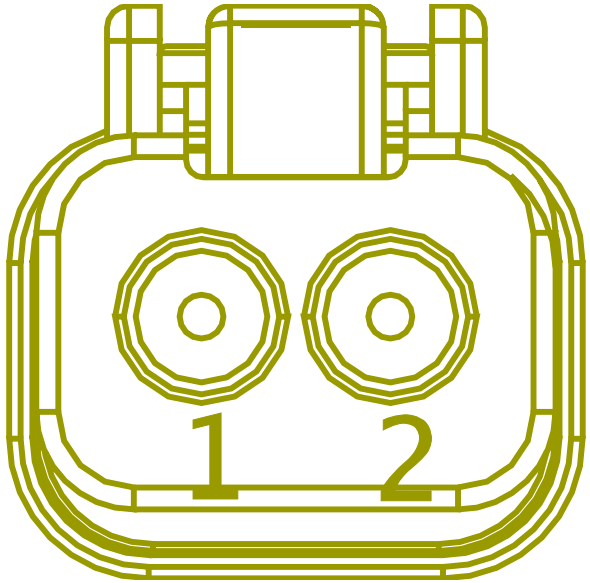

Name	Terminal Part Number	V-Min	Name	Wire Part Number	Wire CSA	Wire Spec	Wire Material description	Wire Color Description	Wire Length	End2 Terminal Part Number	End2 Pin Name	End2 Connect or
1	-	-	NB94C	2643673 R1	0.79	18.0	Std. Wall XLPE Primary Cable	GREY	1900.0	-	30	1700F
2	-	-	NB94D	2643673 R1	0.79	18.0	Std. Wall XLPE Primary Cable	GREY	1900.0	-	31	1700F

Connector Name	M02-8503
Part Number	3757487C1
Instances	LoneStar - X15 - Antilock Brake System (ABS) [Bendix 6 Channel Implementation]:Diagram1 LoneStar - X15 - Antilock Brake System (ABS) [Bendix 6 Channel Implementation]:Diagram2 LoneStar - X15 - Antilock Brake System (ABS) [Bendix 6 Channel Implementation]:Diagram3 LoneStar - X15 - Antilock Brake System (ABS)-BENDIX 4 Channel Implemenation:Diagram1 LoneStar - X15 - Antilock Brake System (ABS)-BENDIX 4 Channel Implemenation:Diagram2 LoneStar - X15 - Antilock Brake System (ABS)-BENDIX 4 Channel Implemenation:Diagram3 LoneStar - X15 - Antilock Brake System (ABS)-BENDIX 4 Channel Implemenation:Diagram4
Mates	SNSR-WS-3003-01-04C

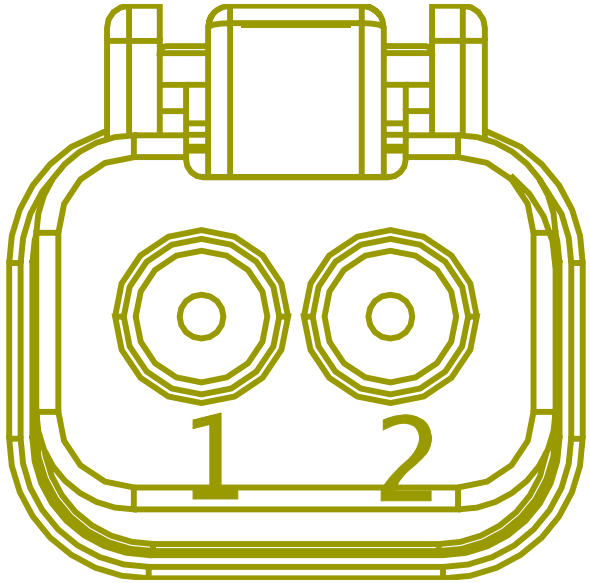

Name	Terminal Part Number	V-Min	Name	Wire Part Number	Wire CSA	Wire Spec	Wire Material description	Wire Color Description	Wire Length	End2 Terminal Part Number	End2 Pin Name	End2 Connect or
1	-	-	NB94E	2643673 R1	0.79	18.0	Std. Wall XLPE Primary Cable	GREY	5875.0	-	32	1700F
2	-	-	NB94F	2643673 R1	0.79	18.0	Std. Wall XLPE Primary Cable	GREY	5875.0	-	33	1700F

Connector Name	M02-8504
Part Number	3919376C1
Instances	LoneStar - X15 - Antilock Brake System (ABS) - Wabco 4 Channel Implementation:Diagram1 LoneStar - X15 - Antilock Brake System (ABS) - Wabco 4 Channel Implementation:Diagram2 LoneStar - X15 - Antilock Brake System (ABS) - Wabco 4 Channel Implementation:Diagram3 LoneStar - X15 - Antilock Brake System (ABS) - Wabco 4 Channel Implementation:Diagram4 LoneStar - X15 - Antilock Brake System - Wabco ABS 6 Channel Implementation:Diagram1 LoneStar - X15 - Antilock Brake System - Wabco ABS 6 Channel Implementation:Diagram2 LoneStar - X15 - Antilock Brake System - Wabco ABS 6 Channel Implementation:Diagram3
Mates	MDL-ABS_SA_LEFT-01



Name	Terminal Part Number	V-Min	Name	Wire Part Number	Wire CSA	Wire Spec	Wire Material description	Wire Color Description	Wire Length	End2 Terminal Part Number	End2 Pin Name	End2 Connect or
1	-	-	MX94M	3510311 R1	0.79	18.0	Thin Wall XLPE Primary Cable	GREY	1810.0	-	27	1700F
2	-	-	MX94MA	3510311 R1	0.79	18.0	Thin Wall XLPE Primary Cable	GREY	1810.0	-	28	1700F
3	-	-	MX94MB	3510311 R1	0.79	18.0	Thin Wall XLPE Primary Cable	GREY	1810.0	-	29	1700F

Connector Name	M02-8505
Part Number	3919376C1
Instances	LoneStar - X15 - Antilock Brake System (ABS) - Wabco 4 Channel Implementation:Diagram1 LoneStar - X15 - Antilock Brake System (ABS) - Wabco 4 Channel Implementation:Diagram2 LoneStar - X15 - Antilock Brake System (ABS) - Wabco 4 Channel Implementation:Diagram3 LoneStar - X15 - Antilock Brake System (ABS) - Wabco 4 Channel Implementation:Diagram4 LoneStar - X15 - Antilock Brake System - Wabco ABS 6 Channel Implementation:Diagram1 LoneStar - X15 - Antilock Brake System - Wabco ABS 6 Channel Implementation:Diagram2 LoneStar - X15 - Antilock Brake System - Wabco ABS 6 Channel Implementation:Diagram3
Mates	MDL-ABS_SA_RIGHT-01



Name	Terminal Part Number	V-Min	Name	Wire Part Number	Wire CSA	Wire Spec	Wire Material description	Wire Color Description	Wire Length	End2 Terminal Part Number	End2 Pin Name	End2 Connect or
1	-	-	MZ94MH	3510311 R1	0.79	18.0	Thin Wall XLPE Primary Cable	GREY	5865.0	-	34	1700F
2	-	-	MZ94MJ	3510311 R1	0.79	18.0	Thin Wall XLPE Primary Cable	GREY	5865.0	-	35	1700F
3	-	-	MZ94MK	3510311 R1	0.79	18.0	Thin Wall XLPE Primary Cable	GREY	5865.0	-	36	1700F

Connector Name	M02-8506
Part Number	6111844C1
Instances	LoneStar - X15 - Antilock Brake System (ABS) - Wabco 4 Channel Implementation:Diagram1 LoneStar - X15 - Antilock Brake System (ABS) - Wabco 4 Channel Implementation:Diagram2 LoneStar - X15 - Antilock Brake System (ABS) - Wabco 4 Channel Implementation:Diagram3 LoneStar - X15 - Antilock Brake System (ABS) - Wabco 4 Channel Implementation:Diagram4 LoneStar - X15 - Antilock Brake System - Wabco ABS 6 Channel Implementation:Diagram1 LoneStar - X15 - Antilock Brake System - Wabco ABS 6 Channel Implementation:Diagram2 LoneStar - X15 - Antilock Brake System - Wabco ABS 6 Channel Implementation:Diagram3
Mates	SNSR-WS_SA_LEFT-01

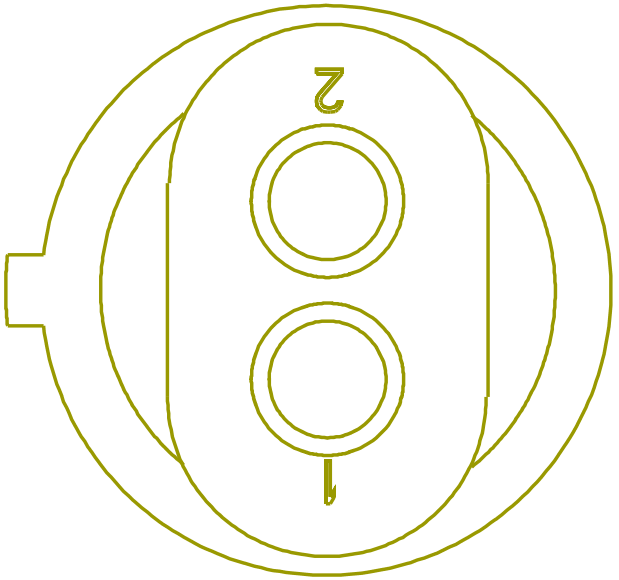

Name	Terminal Part Number	V-Min	Name	Wire Part Number	Wire CSA	Wire Spec	Wire Material description	Wire Color Description	Wire Length	End2 Terminal Part Number	End2 Pin Name	End2 Connect or
1	-	-	NC94MC	3510311 R1	0.79	18.0	Thin Wall XLPE Primary Cable	GREY	1770.0	-	30	1700F
2	-	-	NC94MD	3510311 R1	0.79	18.0	Thin Wall XLPE Primary Cable	GREY	1770.0	-	31	1700F

Connector Name	M02-8507
Part Number	6111844C1
Instances	LoneStar - X15 - Antilock Brake System (ABS) - Wabco 4 Channel Implementation:Diagram1 LoneStar - X15 - Antilock Brake System (ABS) - Wabco 4 Channel Implementation:Diagram2 LoneStar - X15 - Antilock Brake System (ABS) - Wabco 4 Channel Implementation:Diagram3 LoneStar - X15 - Antilock Brake System (ABS) - Wabco 4 Channel Implementation:Diagram4 LoneStar - X15 - Antilock Brake System - Wabco ABS 6 Channel Implementation:Diagram1 LoneStar - X15 - Antilock Brake System - Wabco ABS 6 Channel Implementation:Diagram2 LoneStar - X15 - Antilock Brake System - Wabco ABS 6 Channel Implementation:Diagram3
Mates	SNSR-WS_SA_RIGHT-01

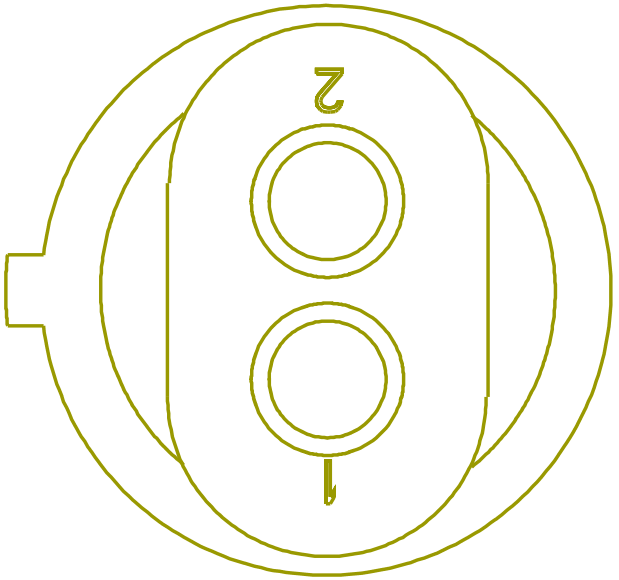

Name	Terminal Part Number	V-Min	Name	Wire Part Number	Wire CSA	Wire Spec	Wire Material description	Wire Color Description	Wire Length	End2 Terminal Part Number	End2 Pin Name	End2 Connect or
1	-	-	PC94ME	3510311 R1	0.79	18.0	Thin Wall XLPE Primary Cable	GREY	5865.0	-	32	1700F
2	-	-	PC94MF	3510311 R1	0.79	18.0	Thin Wall XLPE Primary Cable	GREY	5865.0	-	33	1700F

Connector Name	M02-8550
Part Number	587567C91
Instances	LoneStar - X15 - Fuel Heater (Vehicle Powered) (Davco):Diagram1
Mates	DEV-FUEL_FILTER_ASSY-01-LS -HTR

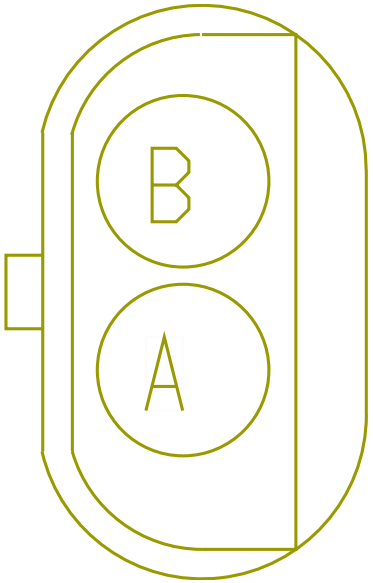

Name	Terminal Part Number	V-Min	Name	Wire Part Number	Wire CSA	Wire Spec	Wire Material description	Wire Color Description	Wire Length	End2 Terminal Part Number	End2 Pin Name	End2 Connect or
A	-	-	MH19	2643782 R1	1.91	14.0	Std. Wall XLPE Primary Cable	GREY	1745.0	-	6	1700F
B	-	-	MH19-GA	2643689 R1	1.91	14.0	Std. Wall XLPE Primary Cable	WHITE	2425.0	-	-	-

Connector Name	M02-8903
Part Number	6111813C1
Instances	LoneStar - X15 - Adaptive Cruise Control (Bendix - Fusion W/O DIU & N/ Safety Direct & Tweeters):Diagram1 LoneStar - X15 - Adaptive Cruise Control (Bendix - Fusion W/O DIU & W/ Safety Direct & Reg Speakers) Option 1:Diagram1 LoneStar - X15 - Adaptive Cruise Control (Bendix - Fusion W/O DIU & W/ Safety Direct & Reg Speakers) Option 2:Diagram1 LoneStar - X15 - Adaptive Cruise Control (Bendix - Fusion W/O DIU & W/ Safety Direct & W/ Tweeters):Diagram1 LoneStar - X15 - Adaptive Cruise Control w/o Display (Bendix):Diagram1 LoneStar - X15 - Lane Departure Warning - (Bendix Fusion W/ Safety Direct))(US & Canada):Diagram1 LoneStar - X15 - Lane Departure Warning - (Bendix Fusion W/ Safety Direct))(US & Canada)-:Diagram1
Mates	SNSR-BENDIX_RADR-3000-03-0 1A

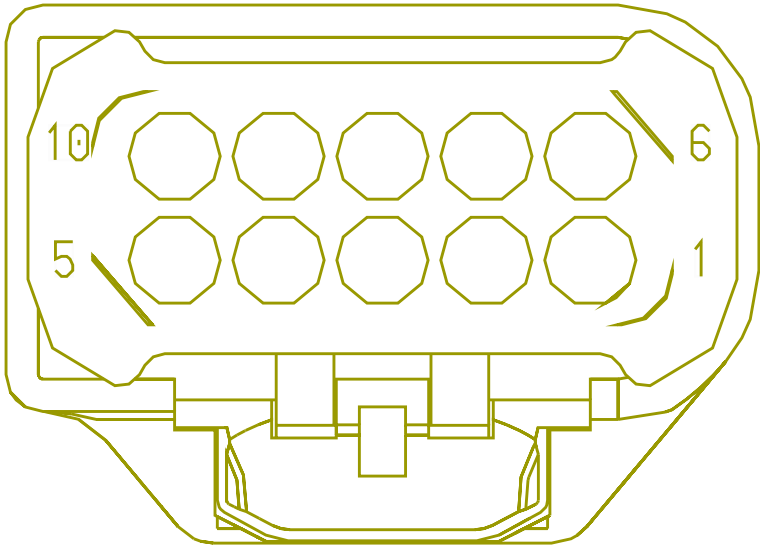

Name	Terminal Part Number	V-Min	Name	Wire Part Number	Wire CSA	Wire Spec	Wire Material description	Wire Color Description	Wire Length	End2 Terminal Part Number	End2 Pin Name	End2 Connector
1	-	-	-	-	-	-	-	-	-	-	-	-
2	-	-	-	-	-	-	-	-	-	-	-	-
5	-	-	NW67-GG	3510358 R1	0.53	20.0	Thin Wall XLPE Primary Cable	WHITE	3020.0	-	37	1700F
6	-	-	-	-	-	-	-	-	-	-	-	-
7	-	-	-	-	-	-	-	-	-	-	-	-
8	-	-	NW67Y	3510322 R1	0.53	20.0	Thin Wall XLPE Primary Cable	PINK	3020.0	-	38	1700F

Connector Name	M02-8904
Part Number	3852527C1
Instances	LoneStar - X15 - Adaptive Cruise Control w/o Display (Wabco):Diagram1
Mates	SNSR-WABCO_RADR-3000-04-01A

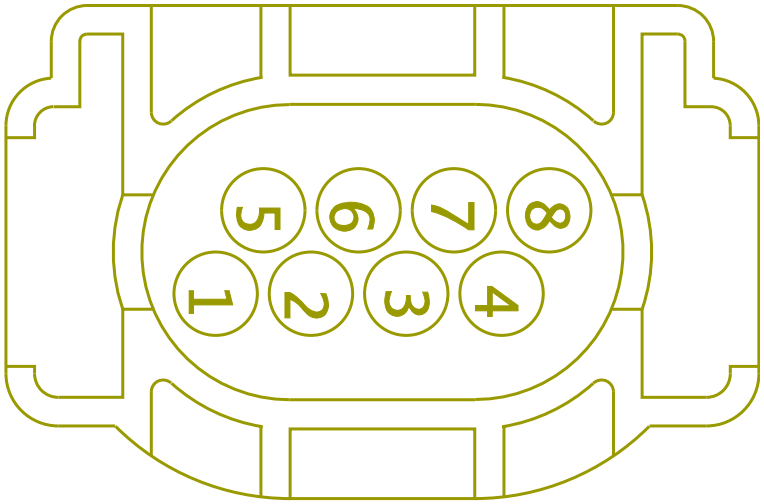

Name	Terminal Part Number	V-Min	Name	Wire Part Number	Wire CSA	Wire Spec	Wire Material description	Wire Color Description	Wire Length	End2 Terminal Part Number	End2 Pin Name	End2 Connector
1	-	-	WU67YB	3510322 R1	0.53	20.0	Thin Wall XLPE Primary Cable	PINK	690.0	-	X	-
2	-	-	WU67YC	3510322 R1	0.53	20.0	Thin Wall XLPE Primary Cable	PINK	690.0	-	X	-
3	-	-	-	-	-	-	-	-	-	-	-	-
6	-	-	-	-	-	-	-	-	-	-	-	-
8	-	-	WU67-G	3510358 R1	0.53	20.0	Thin Wall XLPE Primary Cable	WHITE	4135.0	-	37	1700F

Connector Name	M02-8993F
Part Number	3823761C1
Instances	LoneStar - X15 - Tire Pressure (TPMS) (US & Canada):Diagram1
Mates	MODU-TPMS-01

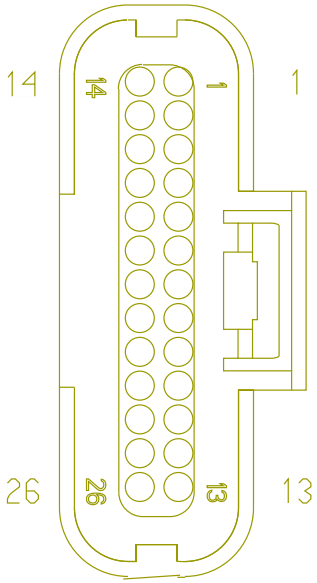

Name	Terminal Part Number	V-Min	Name	Wire Part Number	Wire CSA	Wire Spec	Wire Material description	Wire Color Description	Wire Length	End2 Terminal Part Number	End2 Pin Name	End2 Connector
1	-	-	NS22AG	3510359 R1	0.79	18.0	Thin Wall XLPE Primary Cable	WHITE	1770.0	-	48	1700F
2	-	-	NS22AA	3510323 R1	0.79	18.0	Thin Wall XLPE Primary Cable	PINK	1770.0	-	47	1700F
11	-	-	-	-	-	-	-	-	-	-	-	-
12	-	-	-	-	-	-	-	-	-	-	-	-

Connector Name	NEG_1
Part Number	RING-E-3-8_0
Instances	LT/RH/LoneStar - X15/A26 - JUMP START STUD (DUAL):Diagram1
Mates	DEV-JUMP_START_STUD_NEGATI VE-01



Name	Terminal Part Number	V-Min	Name	Wire Part Number	Wire CSA	Wire Spec	Wire Material description	Wire Color Description	Wire Length	End2 Terminal Part Number	End2 Pin Name	End2 Connect or
A	-	-	14-G	2645943 R1	80.32	0.0	SGR 125	BLACK	1140.0	-	A	6049_A

Connector Name	N01-3741A
Part Number	1661375C2
Instances	LT/RH/LoneStar - X15/A26 - Auxiliary Air Solenoids 4-pack (2 packs/8 solenoids):Diagram5

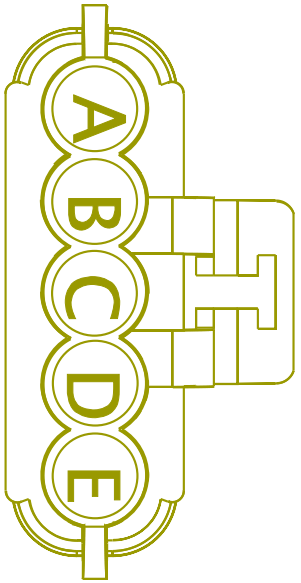

Name	Terminal Part Number	V-Min	Name	Wire Part Number	Wire CSA	Wire Spec	Wire Material description	Wire Color Description	Wire Length	End2 Terminal Part Number	End2 Pin Name	End2 Connect or
A	-	-	SV59-GA	2643689 R1	1.91	14.0	Std. Wall XLPE Primary Cable	WHITE	2160.0	-	-	-
B	-	-	SV59E	2643673 R1	0.79	18.0	Std. Wall XLPE Primary Cable	GREY	3210.0	-	36	1701F
C	-	-	SV59F	2643673 R1	0.79	18.0	Std. Wall XLPE Primary Cable	GREY	3210.0	-	37	1701F
D	-	-	SV59H	2643673 R1	0.79	18.0	Std. Wall XLPE Primary Cable	GREY	3210.0	-	38	1701F

Name	Terminal Part Number	V-Min	Name	Wire Part Number	Wire CSA	Wire Spec	Wire Material description	Wire Color Description	Wire Length	End2 Terminal Part Number	End2 Pin Name	End2 Connect or
E	-	-	SV59J	2643673 R1	0.79	18.0	Std. Wall XLPE Primary Cable	GREY	3210.0	-	39	1701F

Connector Name	N01-3741
Part Number	1661375C2
Instances	LT/RH/LoneStar - X15/A26 - Auxiliary Air Solenoids 4-pack (1 pack/4 solenoids):Diagram1 LT/RH/LoneStar - X15/A26 - Auxiliary Air Solenoids 4-pack (2 packs/8 solenoids):Diagram5

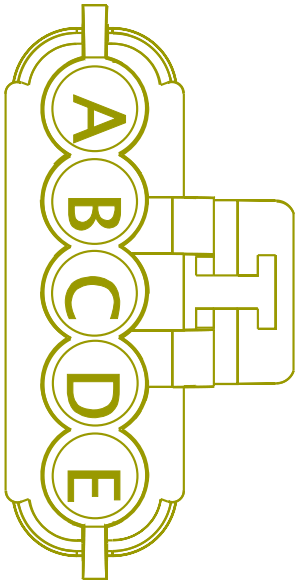

Name	Terminal Part Number	V-Min	Name	Wire Part Number	Wire CSA	Wire Spec	Wire Material description	Wire Color Description	Wire Length	End2 Terminal Part Number	End2 Pin Name	End2 Connect or
A	-	-	CE59-G	2643689 R1	1.91	14.0	Std. Wall XLPE Primary Cable	WHITE	2260.0	-	-	-
B	-	-	CE59A	2643673 R1	0.79	18.0	Std. Wall XLPE Primary Cable	GREY	3310.0	-	32	1701F
C	-	-	CE59B	2643673 R1	0.79	18.0	Std. Wall XLPE Primary Cable	GREY	3310.0	-	33	1701F
D	-	-	CE59C	2643673 R1	0.79	18.0	Std. Wall XLPE Primary Cable	GREY	3310.0	-	34	1701F

Name	Terminal Part Number	V-Min	Name	Wire Part Number	Wire CSA	Wire Spec	Wire Material description	Wire Color Description	Wire Length	End2 Terminal Part Number	End2 Pin Name	End2 Connect or
E	-	-	CE59D	2643673 R1	0.79	18.0	Std. Wall XLPE Primary Cable	GREY	3310.0	-	35	1701F

Connector Name	N01-8802
Part Number	3551896C1
Instances	LT/RH/LoneStar - X15/A26 - Center Chassis ZVR Splice Packs - 8802:Diagram1
Mates	SP-B000-00-10-N1A

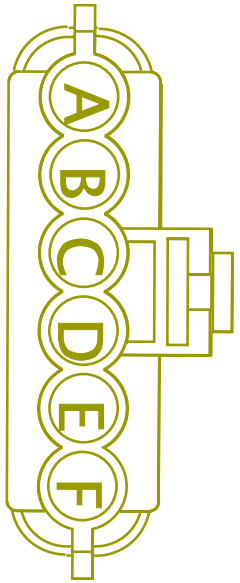

Name	Terminal Part Number	V-Min	Name	Wire Part Number	Wire CSA	Wire Spec	Wire Material description	Wire Color Description	Wire Length	End2 Terminal Part Number	End2 Pin Name	End2 Connect or
A	-	-	PB9BC	2643673 R1	0.79	18.0	Std. Wall XLPE Primary Cable	GREY	2085.0	-	-	-
C	-	-	FB9BE	2643673 R1	0.79	18.0	Std. Wall XLPE Primary Cable	GREY	1875.0	-	-	-
C	-	-	FA9BE	2643673 R1	0.79	18.0	Std. Wall XLPE Primary Cable	GREY	850.0	-	-	-
C	-	-	FF9BE	2643673 R1	0.79	18.0	Std. Wall XLPE Primary Cable	GREY	2045.0	-	-	-

Name	Terminal Part Number	V-Min	Name	Wire Part Number	Wire CSA	Wire Spec	Wire Material description	Wire Color Description	Wire Length	End2 Terminal Part Number	End2 Pin Name	End2 Connector
C	-	-	FE9BE	2643673 R1	0.79	18.0	Std. Wall XLPE Primary Cable	GREY	750.0	-	-	-
C	-	-	FD9BE	2643673 R1	0.79	18.0	Std. Wall XLPE Primary Cable	GREY	1685.0	-	-	-
C	-	-	FC9BE	2643673 R1	0.79	18.0	Std. Wall XLPE Primary Cable	GREY	1950.0	-	-	-
D	-	-	NR9BF	2643673 R1	0.79	18.0	Std. Wall XLPE Primary Cable	GREY	1400.0	-	-	-

Connector Name	N01-9100A
Part Number	1661778C1
Instances	LT/RH/LoneStar - X15/A26 - Fuel Level (Single Tank - Left Side):Diagram1

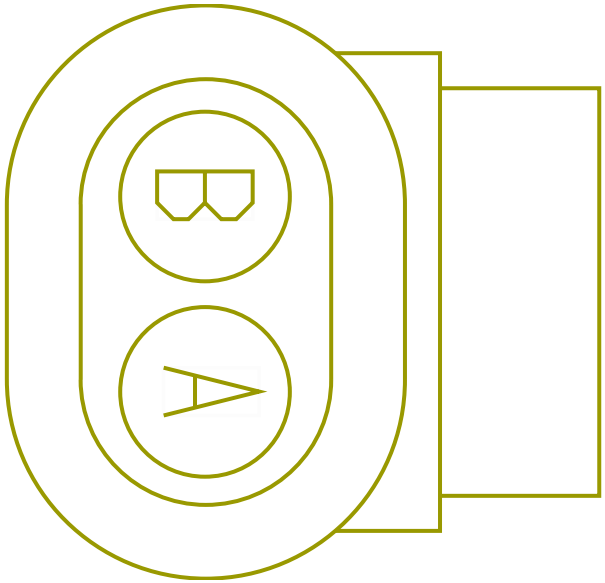

Name	Terminal Part Number	V-Min	Name	Wire Part Number	Wire CSA	Wire Spec	Wire Material description	Wire Color Description	Wire Length	End2 Terminal Part Number	End2 Pin Name	End2 Connect or
A	-	-	FA36A	2643676 R1	0.79	18.0	Std. Wall XLPE Primary Cable	TAN	2685.0	-	27	1701F
B	-	-	FA9BE	2643673 R1	0.79	18.0	Std. Wall XLPE Primary Cable	GREY	850.0	-	-	-

Connector Name N01-9100B

Part Number 1661778C1

Instances LT/RH/LoneStar - X15/A26 - Fuel Level (Single Tank - Left Side):Diagram2

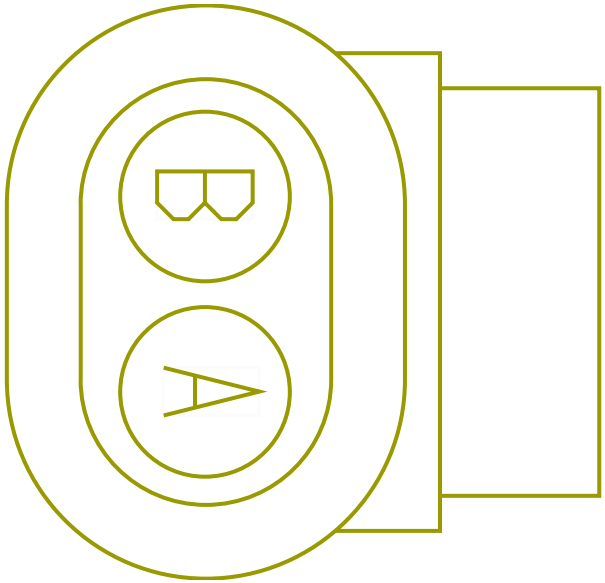

Name	Terminal Part Number	V-Min	Name	Wire Part Number	Wire CSA	Wire Spec	Wire Material description	Wire Color Description	Wire Length	End2 Terminal Part Number	End2 Pin Name	End2 Connect or
A	-	-	FB36A	2643676 R1	0.79	18.0	Std. Wall XLPE Primary Cable	TAN	3710.0	-	27	1701F
B	-	-	FB9BE	2643673 R1	0.79	18.0	Std. Wall XLPE Primary Cable	GREY	1875.0	-	-	-

Connector Name	N01-9100C
Part Number	1661778C1
Instances	LT/RH/LoneStar - X15/A26 - Fuel Level (Single Tank - Left Side):Diagram3

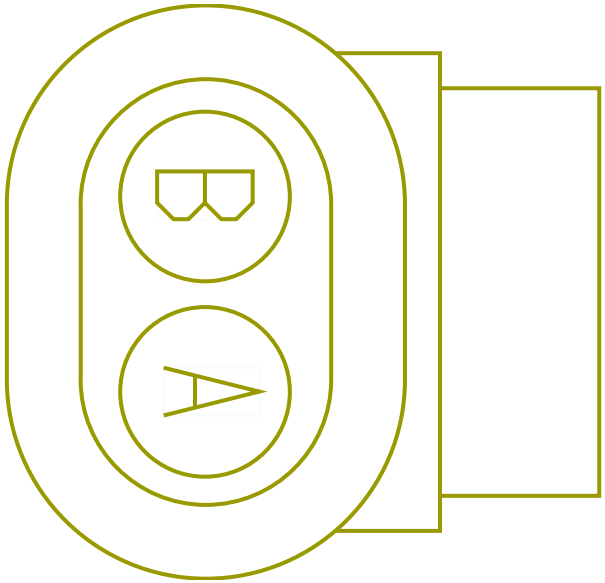

Name	Terminal Part Number	V-Min	Name	Wire Part Number	Wire CSA	Wire Spec	Wire Material description	Wire Color Description	Wire Length	End2 Terminal Part Number	End2 Pin Name	End2 Connect or
A	-	-	FC36A	2643676 R1	0.79	18.0	Std. Wall XLPE Primary Cable	TAN	3785.0	-	27	1701F
B	-	-	FC9BE	2643673 R1	0.79	18.0	Std. Wall XLPE Primary Cable	GREY	1950.0	-	-	-

Connector Name	N01-9100D
Part Number	1661778C1
Instances	LT/RH/LoneStar - X15/A26 - Fuel Level (Single Tank - Left Side):Diagram4
Mates	SNSR-Fuel_Sender-3017-06-0 1A

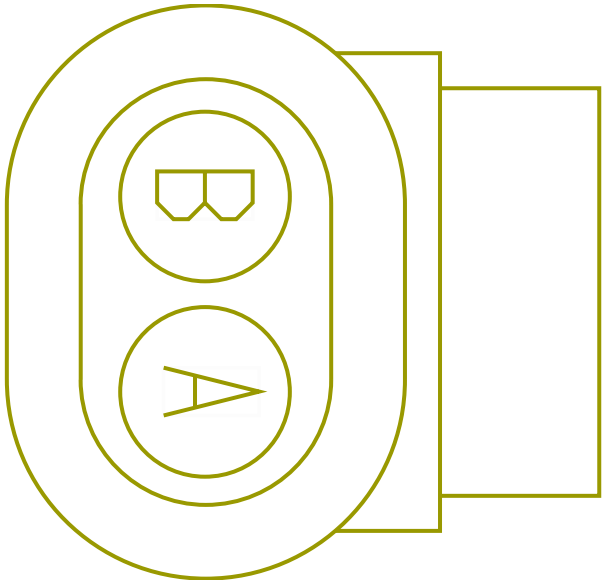

Name	Terminal Part Number	V-Min	Name	Wire Part Number	Wire CSA	Wire Spec	Wire Material description	Wire Color Description	Wire Length	End2 Terminal Part Number	End2 Pin Name	End2 Connect or
A	-	-	FD36A	2643676 R1	0.79	18.0	Std. Wall XLPE Primary Cable	TAN	2000.0	-	27	1701F
B	-	-	FD9BE	2643673 R1	0.79	18.0	Std. Wall XLPE Primary Cable	GREY	1685.0	-	-	-

Connector Name N01-9100E

Part Number 1661778C1

Instances LT/RH/LoneStar - X15/A26 - Fuel Level (Single Tank - Left Side):Diagram5

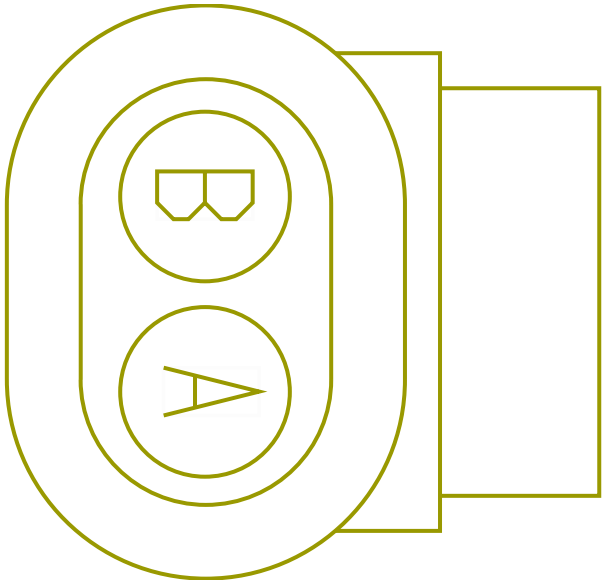

Name	Terminal Part Number	V-Min	Name	Wire Part Number	Wire CSA	Wire Spec	Wire Material description	Wire Color Description	Wire Length	End2 Terminal Part Number	End2 Pin Name	End2 Connect or
A	-	-	FE36A	2643676 R1	0.79	18.0	Std. Wall XLPE Primary Cable	TAN	2585.0	-	27	1701F
B	-	-	FE9BE	2643673 R1	0.79	18.0	Std. Wall XLPE Primary Cable	GREY	750.0	-	-	-

Connector Name N01-9100F

Part Number 1661778C1

Instances LT/RH/LoneStar - X15/A26 - Fuel Level (Single Tank - Left Side):Diagram6

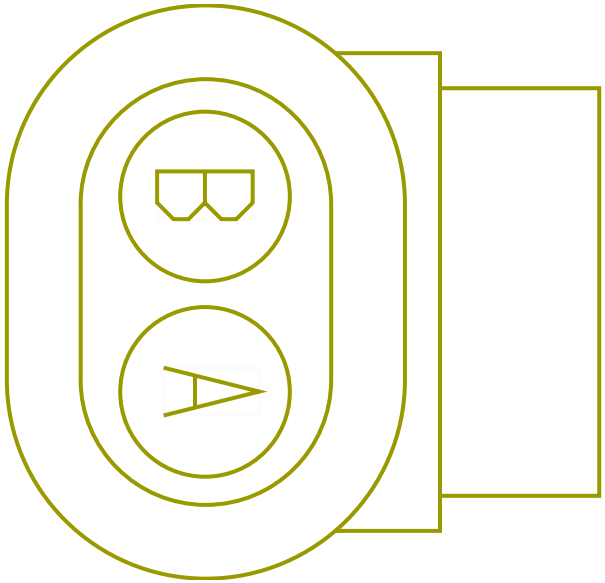

Name	Terminal Part Number	V-Min	Name	Wire Part Number	Wire CSA	Wire Spec	Wire Material description	Wire Color Description	Wire Length	End2 Terminal Part Number	End2 Pin Name	End2 Connect or
A	-	-	FF36A	2643676 R1	0.79	18.0	Std. Wall XLPE Primary Cable	TAN	3880.0	-	27	1701F
B	-	-	FF9BE	2643673 R1	0.79	18.0	Std. Wall XLPE Primary Cable	GREY	2045.0	-	-	-

Connector Name N01-9511A

Part Number 3601685C1

Instances LT/RH - X15/A26 - Bendix Stability Control For Tractor or Tractors with Trailer Tow:Diagram2
LT/RH - X15/A26 - Bendix; Tractor or Towing Truck; W/ Air SUSP; J1939 Driven Lamp:Diagram2

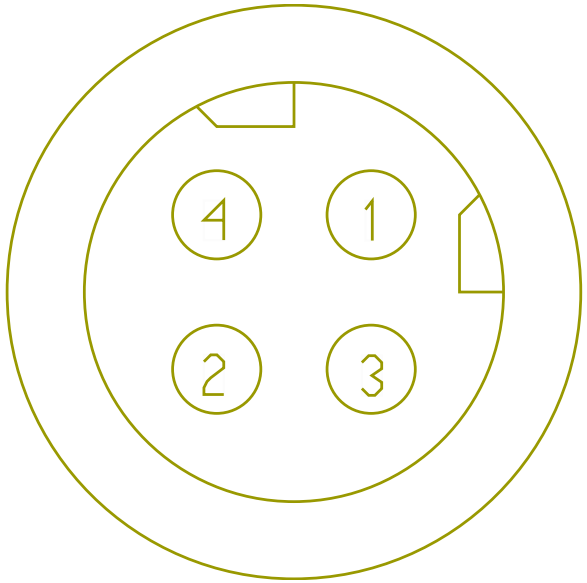

Name	Terminal Part Number	V-Min	Name	Wire Part Number	Wire CSA	Wire Spec	Wire Material description	Wire Color Description	Wire Length	End2 Terminal Part Number	End2 Pin Name	End2 Connector
1	-	-	PR94SAB	2643673 R1	0.79	18.0	Std. Wall XLPE Primary Cable	GREY	5120.0	-	46	1701F
2	-	-	PR94SBB	2643673 R1	0.79	18.0	Std. Wall XLPE Primary Cable	GREY	5120.0	-	47	1701F
3	-	-	-	-	-	-	-	-	-	-	-	-
4	-	-	-	-	-	-	-	-	-	-	-	-

Connector Name	N01-9511B
Part Number	3601685C1
Instances	LT/RH - X15/A26 - Wabco Full Stability Control:Diagram1
Mates	SNSR-YAW_RATE-3026-02-03A

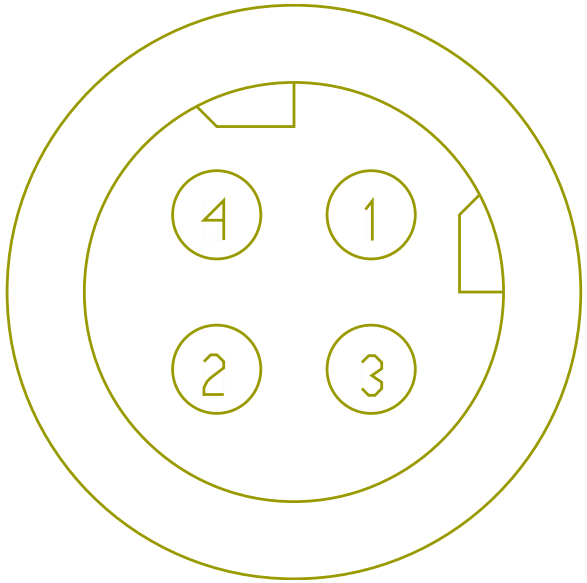

Name	Terminal Part Number	V-Min	Name	Wire Part Number	Wire CSA	Wire Spec	Wire Material description	Wire Color Description	Wire Length	End2 Terminal Part Number	End2 Pin Name	End2 Connector
1	-	-	[YJ94SN]	V-18-GXL	0.79	18.0	Std. Wall XLPE Primary Cable	Not Applicable	3010.0	-	46	1701F
2	-	-	[YJ94SP]	V-18-GXL	0.79	18.0	Std. Wall XLPE Primary Cable	Not Applicable	3010.0	-	47	1701F
3	-	-	-	-	-	-	-	-	-	-	-	-
4	-	-	-	-	-	-	-	-	-	-	-	-

Connector Name N01-9511D
Part Number 3601685C1
Instances LT/RH - X15/A26 - Wabco Full Stability Control:Diagram2

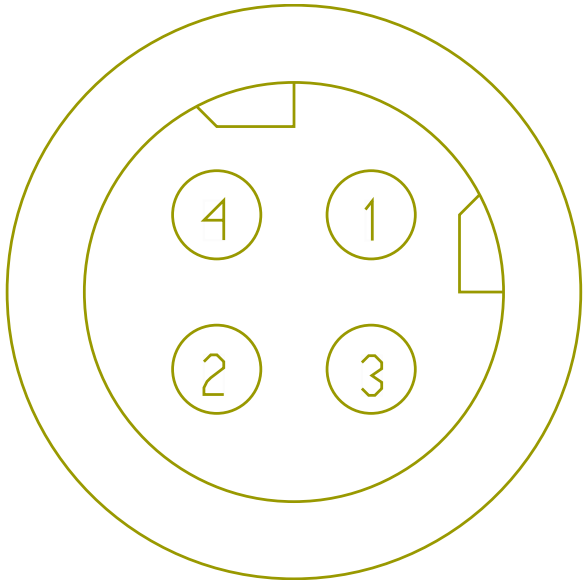

Name	Terminal Part Number	V-Min	Name	Wire Part Number	Wire CSA	Wire Spec	Wire Material description	Wire Color Description	Wire Length	End2 Terminal Part Number	End2 Pin Name	End2 Connector
1	-	-	[YK94SN]	V-18-GXL	0.79	18.0	Std. Wall XLPE Primary Cable	Not Applicable	5120.0	-	46	1701F
2	-	-	[YK94SP]	V-18-GXL	0.79	18.0	Std. Wall XLPE Primary Cable	Not Applicable	5120.0	-	47	1701F
3	-	-	-	-	-	-	-	-	-	-	-	-
4	-	-	-	-	-	-	-	-	-	-	-	-

Connector Name	N01-9511
Part Number	3601685C1
Instances	LT/RH - X15/A26 - Bendix Stability Control For Tractor or Tractors with Trailer Tow:Diagram1 LT/RH - X15/A26 - Bendix; Tractor or Towing Truck; W/ Air SUSP; J1939 Driven Lamp:Diagram1
Mates	SNSR-YAW_RATE-3026-01-01A

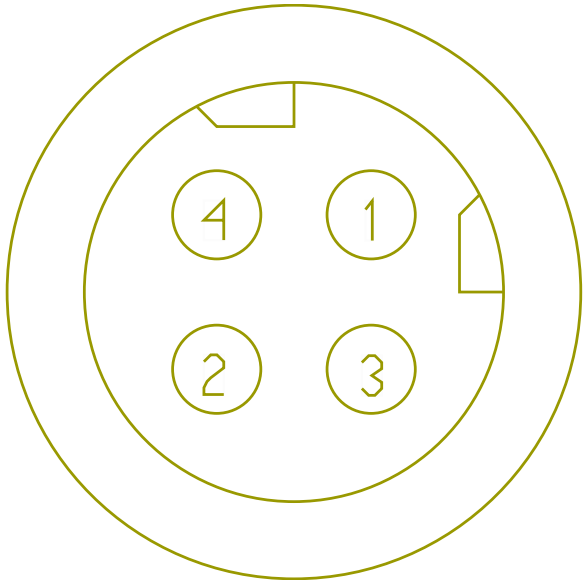

Name	Terminal Part Number	V-Min	Name	Wire Part Number	Wire CSA	Wire Spec	Wire Material description	Wire Color Description	Wire Length	End2 Terminal Part Number	End2 Pin Name	End2 Connector
1	-	-	PS94SAB	2643673 R1	0.79	18.0	Std. Wall XLPE Primary Cable	GREY	2980.0	-	46	1701F
2	-	-	PS94SBB	2643673 R1	0.79	18.0	Std. Wall XLPE Primary Cable	GREY	2980.0	-	47	1701F
3	-	-	-	-	-	-	-	-	-	-	-	-
4	-	-	-	-	-	-	-	-	-	-	-	-

Connector Name	N01-9512
Part Number	3678796C1
Instances	LT/RH - X15/A26 - Bendix Stability Control For Tractor or Tractors with Trailer Tow:Diagram1 LT/RH - X15/A26 - Bendix Stability Control For Tractor or Tractors with Trailer Tow:Diagram2 LT/RH - X15/A26 - Bendix; Tractor or Towing Truck; W/ Air SUSP; J1939 Driven Lamp:Diagram1 LT/RH - X15/A26 - Bendix; Tractor or Towing Truck; W/ Air SUSP; J1939 Driven Lamp:Diagram2
Mates	SOL-TCV_BENDIX-3026-01-01A

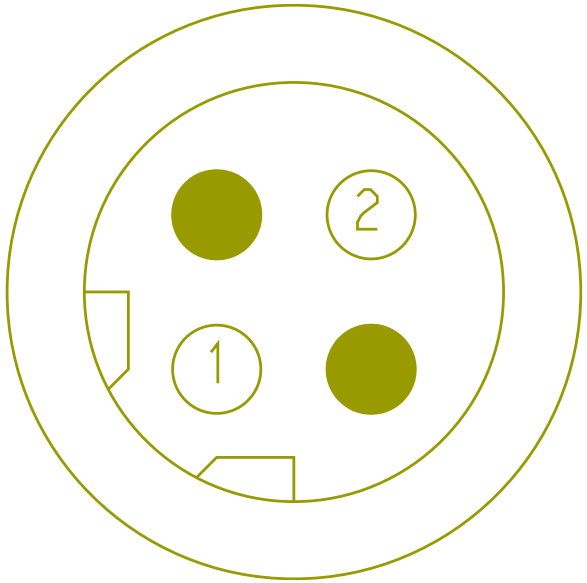

Name	Terminal Part Number	V-Min	Name	Wire Part Number	Wire CSA	Wire Spec	Wire Material description	Wire Color Description	Wire Length	End2 Terminal Part Number	End2 Pin Name	End2 Connect or
1	-	-	PM94SJ	2643680 R1	1.16	16.0	Std. Wall XLPE Primary Cable	GREY	1655.0	-	13	1701F
2	-	-	PM94SK	2643680 R1	1.16	16.0	Std. Wall XLPE Primary Cable	GREY	1655.0	-	67	1701F

Connector Name	N01-9513
Part Number	1686834C1
Instances	LT/RH - X15/A26 - Bendix Stability Control For Tractor or Tractors with Trailer Tow:Diagram1 LT/RH - X15/A26 - Bendix Stability Control For Tractor or Tractors with Trailer Tow:Diagram2 LT/RH - X15/A26 - Bendix; Tractor or Towing Truck; W/ Air SUSP; J1939 Driven Lamp:Diagram1 LT/RH - X15/A26 - Bendix; Tractor or Towing Truck; W/ Air SUSP; J1939 Driven Lamp:Diagram2
Mates	MDL-TRAILER-3026-01-02A

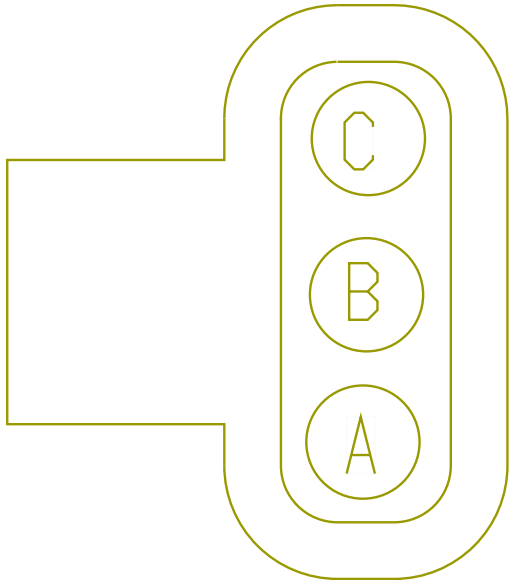

Name	Terminal Part Number	V-Min	Name	Wire Part Number	Wire CSA	Wire Spec	Wire Material description	Wire Color Description	Wire Length	End2 Terminal Part Number	End2 Pin Name	End2 Connector
A	-	-	PM94SM	2643680 R1	1.16	16.0	Std. Wall XLPE Primary Cable	GREY	1400.0	-	72	1701F
B	-	-	PM94SN	2643680 R1	1.16	16.0	Std. Wall XLPE Primary Cable	GREY	1400.0	-	73	1701F
C	-	-	PM94SL	2643680 R1	1.16	16.0	Std. Wall XLPE Primary Cable	GREY	1400.0	-	74	1701F

Connector Name	N01-9514A
Part Number	3678796C1
Instances	LT/RH - X15/A26 - Wabco Full Stability Control:Diagram1 LT/RH - X15/A26 - Wabco Full Stability Control:Diagram2
Mates	SOL-ESC_TCV-3026-02-03A

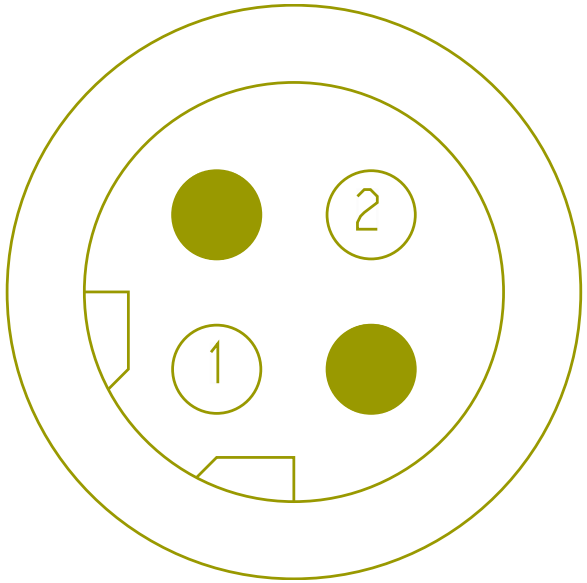

Name	Terminal Part Number	V-Min	Name	Wire Part Number	Wire CSA	Wire Spec	Wire Material description	Wire Color Description	Wire Length	End2 Terminal Part Number	End2 Pin Name	End2 Connect or
1	-	-	[YH94SL]	V-16-GXL	1.16	16.0	Std. Wall XLPE Primary Cable	Not Applica ble	1660.0	-	63	1701F
2	-	-	[YH94SM]	V-16-GXL	1.16	16.0	Std. Wall XLPE Primary Cable	Not Applica ble	1660.0	-	75	1701F

Connector Name	N01-9514
Part Number	PAS2(1,2)
Instances	LT/RH - X15/A26 - Wabco Full Stability Control:Diagram1 LT/RH - X15/A26 - Wabco Full Stability Control:Diagram2
Mates	SOL-TRL-TCV_WABCO-3026-02- 01A

Name	Terminal Part Number	V-Min	Name	Wire Part Number	Wire CSA	Wire Spec	Wire Material description	Wire Color Description	Wire Length	End2 Terminal Part Number	End2 Pin Name	End2 Connect or
1	-	-	[PP94SK]	V-16-GXL	1.16	16.0	Std. Wall XLPE Primary Cable	Not Applica ble	1500.0	-	67	1701F
2	-	-	[PP94SJ]	V-16-GXL	1.16	16.0	Std. Wall XLPE Primary Cable	Not Applica ble	1500.0	-	13	1701F

Connector Name	N01-9515
Part Number	3678796C1
Instances	LT/RH/LoneStar - X15/A26 - Hill Start Aid (Bendix):Diagram1
Mates	SOL-HSA-3019-01-02A

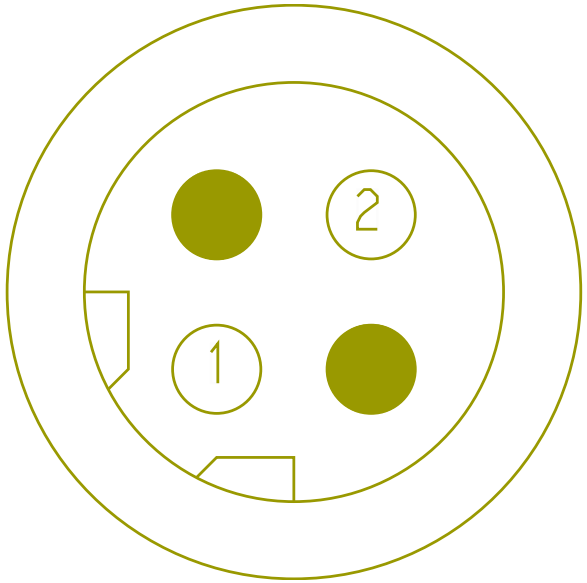

Name	Terminal Part Number	V-Min	Name	Wire Part Number	Wire CSA	Wire Spec	Wire Material description	Wire Color Description	Wire Length	End2 Terminal Part Number	End2 Pin Name	End2 Connect or
1	-	-	HA94A	2643680 R1	1.16	16.0	Std. Wall XLPE Primary Cable	GREY	3785.0	-	65	1701F
2	-	-	HA94B	2643680 R1	1.16	16.0	Std. Wall XLPE Primary Cable	GREY	3785.0	-	66	1701F

Connector Name N01-9516B
Part Number 3678796C1
Instances LT/RH/LoneStar - X15/A26 - Hill Start Aid (Bendix):Diagram3

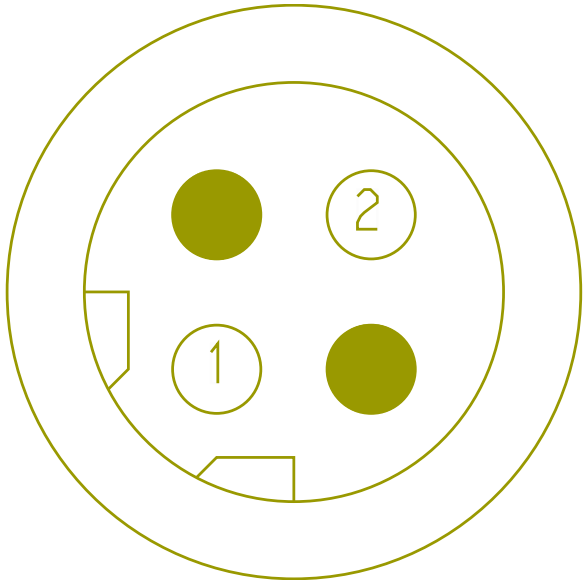

Name	Terminal Part Number	V-Min	Name	Wire Part Number	Wire CSA	Wire Spec	Wire Material description	Wire Color Description	Wire Length	End2 Terminal Part Number	End2 Pin Name	End2 Connect or
1	-	-	HC94A	2643680 R1	1.16	16.0	Std. Wall XLPE Primary Cable	GREY	4660.0	-	65	1701F
2	-	-	HC94B	2643680 R1	1.16	16.0	Std. Wall XLPE Primary Cable	GREY	4660.0	-	66	1701F

Connector Name N01-9516
Part Number 3678796C1
Instances LT/RH/LoneStar - X15/A26 - Hill Start Aid (Bendix):Diagram2

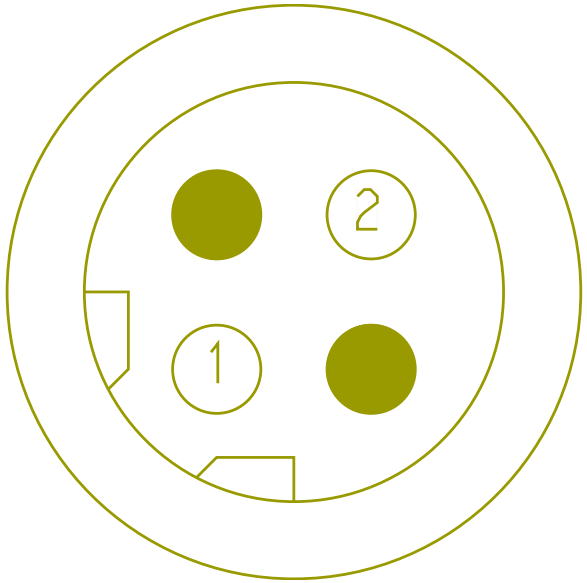

Name	Terminal Part Number	V-Min	Name	Wire Part Number	Wire CSA	Wire Spec	Wire Material description	Wire Color Description	Wire Length	End2 Terminal Part Number	End2 Pin Name	End2 Connect or
1	-	-	HB94A	2643680 R1	1.16	16.0	Std. Wall XLPE Primary Cable	GREY	4310.0	-	65	1701F
2	-	-	HB94B	2643680 R1	1.16	16.0	Std. Wall XLPE Primary Cable	GREY	4310.0	-	66	1701F

Connector Name N01-9719A

Part Number BLUNT_SL_VC

Instances LT/RH - A26 - Work Lights - LED W/ Sw Pack - Customer Supplied - Sleeper W/ RKE W/MAN REV:Diagram1
LT/RH - A26 - Work Lights - LED W/ Sw Pack - Customer Supplied - Sleeper W/ RKE W/MAN REV:Diagram3
LT/RH - A26 - Work Lights - LED W/ Sw Pack - Customer Supplied - Sleeper W/O RKE W/MAN REV:Diagram1
LT/RH - A26 - Work Lights - LED W/ Sw Pack - Customer Supplied - Sleeper W/O RKE W/MAN REV:Diagram3
LT/RH/LoneStar - X15 - Work Lights - LED W/ Sw Pack - Customer Supplied - Sleeper W/ RKE W/MAN REV:Diagram1
LT/RH/LoneStar - X15 - Work Lights - LED W/ Sw Pack - Customer Supplied - Sleeper W/O RKE W/MAN REV:Diagram1
LT/RH/LoneStar - X15/A26 - Work Lights - LED W/ Sw Pack - Customer Supplied - Sleeper:Diagram1
LT/RH/LoneStar - X15/A26 - Work Lights - LED W/ Sw Pack - Customer Supplied - Sleeper W/ RKE W/AUTO REV:Diagram1
LT/RH/LoneStar - X15/A26 - Work Lights - LED W/ Sw Pack - Customer Supplied - Sleeper W/O RKE:Diagram1
LT/RH/LoneStar - X15/A26 - Work Lights - LED W/ Sw Pack - Customer Supplied - Sleeper W/O RKE W/AUTO REV:Diagram1
LT/RH/LoneStar - X15/A26 - Work Lights - LED W/ Sw Pack - Customer Supplied - Sleeper W/O RKE W/Endurant (Schneider):Diagram1

Name	Terminal Part Number	V-Min	Name	Wire Part Number	Wire CSA	Wire Spec	Wire Material description	Wire Color Description	Wire Length	End2 Terminal Part Number	End2 Pin Name	End2 Connector
A	-	-	NY65BD	2643682 R1	1.16	16.0	Std. Wall XLPE Primary Cable	ORANGE	3735.0	-	X	-
B	-	-	NY65-GB	2643681 R1	1.16	16.0	Std. Wall XLPE Primary Cable	WHITE	3335.0	-	X	-

Connector Name	N01-9719
Part Number	BLUNT_SL_VC
Instances	LT/RH - A26 - Work Lights (2 Blunt Cuts Only W/O Relay) W/ Backup W/Manual Trans Day Cab:Diagram1 LT/RH - A26 - Work Lights (2 Blunt Cuts Only W/O Relay) W/ Backup W/Manual Trans Day Cab:Diagram3 LT/RH - A26 - Work Lights W/ Sw Pack - Customer Supplied W/ RKE W/MAN REV:Diagram1 LT/RH - A26 - Work Lights W/ Sw Pack - Customer Supplied W/ RKE W/MAN REV:Diagram3 LT/RH - A26 - Work Lights W/ Sw Pack - Customer Supplied W/ O RKE W/MAN REV:Diagram1 LT/RH - A26 - Work Lights W/ Sw Pack - Customer Supplied W/ O RKE W/MAN REV:Diagram3 LT/RH - X15/A26 - Work Lights W/ Sw Pack - Customer Supplied:Diagram1 LT/RH/LoneStar - X15 - Work Lights (2 Blunt Cuts Only W/O Relay) W/Backup W/Manual Trans:Diagram1 LT/RH/LoneStar - X15 - Work Lights W/ Sw Pack - Customer Supplied W/ RKE W/MAN REV:Diagram1 LT/RH/LoneStar - X15 - Work Lights W/ Sw Pack - Customer Supplied W/O RKE W/MAN REV:Diagram1 LT/RH/LoneStar - X15/A26 - Work Lights (2 Blunt Cuts Only W/ O Relay):Diagram1 LT/RH/LoneStar - X15/A26 - Work Lights (2 Blunt Cuts Only W/O Relay) W/Backup W/Auto Trans (Allison and Endurant):Diagram1 LT/RH/LoneStar - X15/A26 - Work Lights W/ Sw Pack - Customer Supplied:Diagram1 LT/RH/LoneStar - X15/A26 - Work Lights W/ Sw Pack - Customer Supplied W/ RKE W/AUTO REV:Diagram1 LT/RH/LoneStar - X15/A26 - Work Lights W/ Sw Pack - Customer Supplied W/O RKE W/AUTO REV:Diagram1
Mates	BLNT-CUST_WORK_LT_PWR-1032 -02-06B

Name	Terminal Part Number	V-Min	Name	Wire Part Number	Wire CSA	Wire Spec	Wire Material description	Wire Color Description	Wire Length	End2 Terminal Part Number	End2 Pin Name	End2 Connector
A	-	-	NX65BD	2643682 R1	1.16	16.0	Std. Wall XLPE Primary Cable	ORANGE	3435.0	-	X	-
B	-	-	NX65-GB	2643681 R1	1.16	16.0	Std. Wall XLPE Primary Cable	WHITE	4435.0	-	X	-

Connector Name N01-9720A

Part Number BLUNT_SL_VC

Instances LT/RH - A26 - Work Lights - LED W/ Sw Pack - Customer Supplied - Sleeper W/ RKE W/MAN REV:Diagram1
LT/RH - A26 - Work Lights - LED W/ Sw Pack - Customer Supplied - Sleeper W/ RKE W/MAN REV:Diagram3
LT/RH - A26 - Work Lights - LED W/ Sw Pack - Customer Supplied - Sleeper W/O RKE W/MAN REV:Diagram1
LT/RH - A26 - Work Lights - LED W/ Sw Pack - Customer Supplied - Sleeper W/O RKE W/MAN REV:Diagram3
LT/RH/LoneStar - X15 - Work Lights - LED W/ Sw Pack - Customer Supplied - Sleeper W/ RKE W/MAN REV:Diagram1
LT/RH/LoneStar - X15 - Work Lights - LED W/ Sw Pack - Customer Supplied - Sleeper W/O RKE W/MAN REV:Diagram1
LT/RH/LoneStar - X15/A26 - Work Lights - LED W/ Sw Pack - Customer Supplied - Sleeper:Diagram1
LT/RH/LoneStar - X15/A26 - Work Lights - LED W/ Sw Pack - Customer Supplied - Sleeper W/ RKE W/AUTO REV:Diagram1
LT/RH/LoneStar - X15/A26 - Work Lights - LED W/ Sw Pack - Customer Supplied - Sleeper W/O RKE:Diagram1
LT/RH/LoneStar - X15/A26 - Work Lights - LED W/ Sw Pack - Customer Supplied - Sleeper W/O RKE W/AUTO REV:Diagram1
LT/RH/LoneStar - X15/A26 - Work Lights - LED W/ Sw Pack - Customer Supplied - Sleeper W/O RKE W/Endurant (Schneider):Diagram1

Name	Terminal Part Number	V-Min	Name	Wire Part Number	Wire CSA	Wire Spec	Wire Material description	Wire Color Description	Wire Length	End2 Terminal Part Number	End2 Pin Name	End2 Connector
A	-	-	NY65BE	2643682 R1	1.16	16.0	Std. Wall XLPE Primary Cable	ORANGE	5935.0	-	X	-
B	-	-	NY65-GC	2643681 R1	1.16	16.0	Std. Wall XLPE Primary Cable	WHITE	5535.0	-	X	-

Connector Name	N01-9720
Part Number	BLUNT_SL_VC
Instances	LT/RH - A26 - Work Lights (2 Blunt Cuts Only W/O Relay) W/ Backup W/Manual Trans Day Cab:Diagram1 LT/RH - A26 - Work Lights (2 Blunt Cuts Only W/O Relay) W/ Backup W/Manual Trans Day Cab:Diagram3 LT/RH - A26 - Work Lights W/ Sw Pack - Customer Supplied W/ RKE W/MAN REV:Diagram1 LT/RH - A26 - Work Lights W/ Sw Pack - Customer Supplied W/ RKE W/MAN REV:Diagram3 LT/RH - A26 - Work Lights W/ Sw Pack - Customer Supplied W/ O RKE W/MAN REV:Diagram1 LT/RH - A26 - Work Lights W/ Sw Pack - Customer Supplied W/ O RKE W/MAN REV:Diagram3 LT/RH - X15/A26 - Work Lights W/ Sw Pack - Customer Supplied:Diagram1 LT/RH/LoneStar - X15 - Work Lights (2 Blunt Cuts Only W/O Relay) W/Backup W/Manual Trans:Diagram1 LT/RH/LoneStar - X15 - Work Lights W/ Sw Pack - Customer Supplied W/ RKE W/MAN REV:Diagram1 LT/RH/LoneStar - X15 - Work Lights W/ Sw Pack - Customer Supplied W/O RKE W/MAN REV:Diagram1 LT/RH/LoneStar - X15/A26 - Work Lights (2 Blunt Cuts Only W/ O Relay):Diagram1 LT/RH/LoneStar - X15/A26 - Work Lights (2 Blunt Cuts Only W/O Relay) W/Backup W/Auto Trans (Allison and Endurant):Diagram1 LT/RH/LoneStar - X15/A26 - Work Lights W/ Sw Pack - Customer Supplied:Diagram1 LT/RH/LoneStar - X15/A26 - Work Lights W/ Sw Pack - Customer Supplied W/ RKE W/AUTO REV:Diagram1 LT/RH/LoneStar - X15/A26 - Work Lights W/ Sw Pack - Customer Supplied W/O RKE W/AUTO REV:Diagram1
Mates	BLNT-CUST_WORK_LT_PWR-1032 -02-06A

Name	Terminal Part Number	V-Min	Name	Wire Part Number	Wire CSA	Wire Spec	Wire Material description	Wire Color Description	Wire Length	End2 Terminal Part Number	End2 Pin Name	End2 Connector
A	-	-	NX65BE	2643682 R1	1.16	16.0	Std. Wall XLPE Primary Cable	ORANGE	4175.0	-	X	-
B	-	-	NX65-GC	2643681 R1	1.16	16.0	Std. Wall XLPE Primary Cable	WHITE	3175.0	-	X	-

Connector Name	N01-9736
Part Number	1661375C2
Instances	LT/RH/LoneStar - X15/A26 - Auxiliary Air Solenoids 4-pack (1 pack/4 solenoids):Diagram2 LT/RH/LoneStar - X15/A26 - Auxiliary Air Solenoids 4-pack (2 packs/8 solenoids):Diagram1

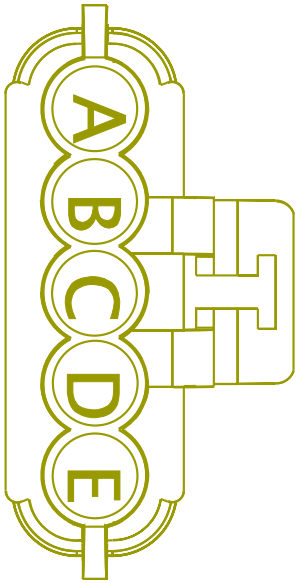

Name	Terminal Part Number	V-Min	Name	Wire Part Number	Wire CSA	Wire Spec	Wire Material description	Wire Color Description	Wire Length	End2 Terminal Part Number	End2 Pin Name	End2 Connect or
A	-	-	CA59-G	2643689 R1	1.91	14.0	Std. Wall XLPE Primary Cable	WHITE	1685.0	-	-	-
B	-	-	CA59A	2643673 R1	0.79	18.0	Std. Wall XLPE Primary Cable	GREY	2735.0	-	32	1701F
C	-	-	CA59B	2643673 R1	0.79	18.0	Std. Wall XLPE Primary Cable	GREY	2735.0	-	33	1701F
D	-	-	CA59C	2643673 R1	0.79	18.0	Std. Wall XLPE Primary Cable	GREY	2735.0	-	34	1701F

Name	Terminal Part Number	V-Min	Name	Wire Part Number	Wire CSA	Wire Spec	Wire Material description	Wire Color Description	Wire Length	End2 Terminal Part Number	End2 Pin Name	End2 Connect or
E	-	-	CA59D	2643673 R1	0.79	18.0	Std. Wall XLPE Primary Cable	GREY	2735.0	-	35	1701F

Connector Name N01-9738B

Part Number 1661375C2

Instances LT/RH/LoneStar - X15/A26 - Auxiliary Air Solenoids 4-pack (2 packs/8 solenoids):Diagram3

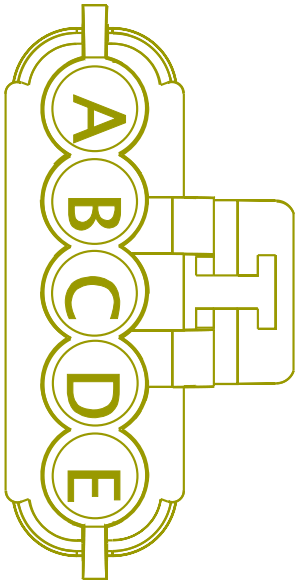

Name	Terminal Part Number	V-Min	Name	Wire Part Number	Wire CSA	Wire Spec	Wire Material description	Wire Color Description	Wire Length	End2 Terminal Part Number	End2 Pin Name	End2 Connect or
A	-	-	SY59-GA	2643689 R1	1.91	14.0	Std. Wall XLPE Primary Cable	WHITE	2210.0	-	-	-
B	-	-	SY59E	2643680 R1	1.16	16.0	Std. Wall XLPE Primary Cable	GREY	3260.0	-	36	1701F
C	-	-	SY59F	2643680 R1	1.16	16.0	Std. Wall XLPE Primary Cable	GREY	3260.0	-	37	1701F
D	-	-	SY59H	2643680 R1	1.16	16.0	Std. Wall XLPE Primary Cable	GREY	3260.0	-	38	1701F

Name	Terminal Part Number	V-Min	Name	Wire Part Number	Wire CSA	Wire Spec	Wire Material description	Wire Color Description	Wire Length	End2 Terminal Part Number	End2 Pin Name	End2 Connector
E	-	-	SY59J	2643680 R1	1.16	16.0	Std. Wall XLPE Primary Cable	GREY	3260.0	-	39	1701F

Connector Name	N01-9738
Part Number	1661375C2
Instances	LT/RH/LoneStar - X15/A26 - Auxiliary Air Solenoids 4-pack (1 pack/4 solenoids):Diagram3 LT/RH/LoneStar - X15/A26 - Auxiliary Air Solenoids 4-pack (2 packs/8 solenoids):Diagram3

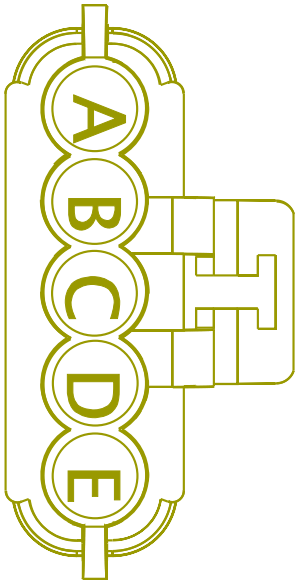

Name	Terminal Part Number	V-Min	Name	Wire Part Number	Wire CSA	Wire Spec	Wire Material description	Wire Color Description	Wire Length	End2 Terminal Part Number	End2 Pin Name	End2 Connect or
A	-	-	CC59-G	2643689 R1	1.91	14.0	Std. Wall XLPE Primary Cable	WHITE	2310.0	-	-	-
B	-	-	CC59A	2643680 R1	1.16	16.0	Std. Wall XLPE Primary Cable	GREY	3360.0	-	32	1701F
C	-	-	CC59B	2643680 R1	1.16	16.0	Std. Wall XLPE Primary Cable	GREY	3360.0	-	33	1701F
D	-	-	CC59C	2643680 R1	1.16	16.0	Std. Wall XLPE Primary Cable	GREY	3360.0	-	34	1701F

Name	Terminal Part Number	V-Min	Name	Wire Part Number	Wire CSA	Wire Spec	Wire Material description	Wire Color Description	Wire Length	End2 Terminal Part Number	End2 Pin Name	End2 Connect or
E	-	-	CC59D	2643680 R1	1.16	16.0	Std. Wall XLPE Primary Cable	GREY	3360.0	-	35	1701F

Connector Name	N01-9739B
Part Number	1661375C2
Instances	LT/RH/LoneStar - X15/A26 - Auxiliary Air Solenoids 4-pack (2 packs/8 solenoids):Diagram4

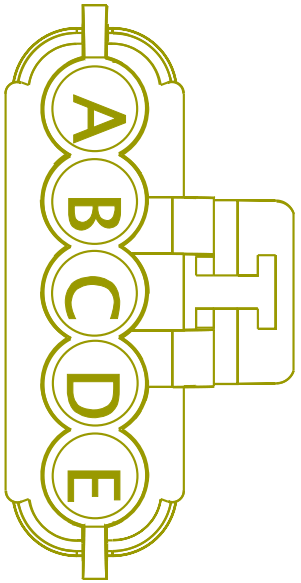

Name	Terminal Part Number	V-Min	Name	Wire Part Number	Wire CSA	Wire Spec	Wire Material description	Wire Color Description	Wire Length	End2 Terminal Part Number	End2 Pin Name	End2 Connect or
A	-	-	SX59-GA	2643680 R1	1.16	16.0	Std. Wall XLPE Primary Cable	GREY	2985.0	-	-	-
B	-	-	SX59E	2643680 R1	1.16	16.0	Std. Wall XLPE Primary Cable	GREY	4035.0	-	36	1701F
C	-	-	SX59F	2643680 R1	1.16	16.0	Std. Wall XLPE Primary Cable	GREY	4035.0	-	37	1701F
D	-	-	SX59H	2643680 R1	1.16	16.0	Std. Wall XLPE Primary Cable	GREY	4035.0	-	38	1701F

Name	Terminal Part Number	V-Min	Name	Wire Part Number	Wire CSA	Wire Spec	Wire Material description	Wire Color Description	Wire Length	End2 Terminal Part Number	End2 Pin Name	End2 Connect or
E	-	-	SX59J	2643680 R1	1.16	16.0	Std. Wall XLPE Primary Cable	GREY	4035.0	-	39	1701F

Connector Name	N01-9739
Part Number	1661375C2
Instances	LT/RH/LoneStar - X15/A26 - Auxiliary Air Solenoids 4-pack (1 pack/4 solenoids):Diagram4 LT/RH/LoneStar - X15/A26 - Auxiliary Air Solenoids 4-pack (2 packs/8 solenoids):Diagram4
Mates	SOL-AIR_4_PACK1-3004

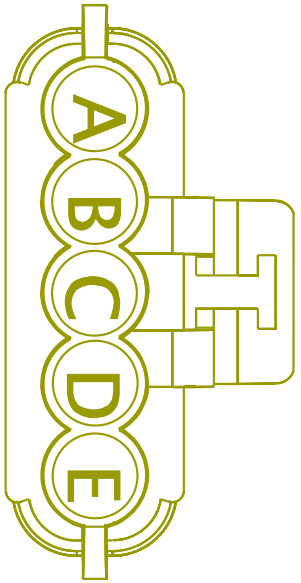

Name	Terminal Part Number	V-Min	Name	Wire Part Number	Wire CSA	Wire Spec	Wire Material description	Wire Color Description	Wire Length	End2 Terminal Part Number	End2 Pin Name	End2 Connect or
A	-	-	CB59-G	2643689 R1	1.91	14.0	Std. Wall XLPE Primary Cable	WHITE	2985.0	-	-	-
B	-	-	CB59A	2643680 R1	1.16	16.0	Std. Wall XLPE Primary Cable	GREY	4035.0	-	32	1701F
C	-	-	CB59B	2643680 R1	1.16	16.0	Std. Wall XLPE Primary Cable	GREY	4035.0	-	33	1701F
D	-	-	CB59C	2643680 R1	1.16	16.0	Std. Wall XLPE Primary Cable	GREY	4035.0	-	34	1701F

Name	Terminal Part Number	V-Min	Name	Wire Part Number	Wire CSA	Wire Spec	Wire Material description	Wire Color Description	Wire Length	End2 Terminal Part Number	End2 Pin Name	End2 Connect or
E	-	-	CB59D	2643680 R1	1.16	16.0	Std. Wall XLPE Primary Cable	GREY	4035.0	-	35	1701F

Connector Name	N01-9740A
Part Number	1661375C2
Instances	LT/RH/LoneStar - X15/A26 - Auxiliary Air Solenoids 4-pack (2 packs/8 solenoids):Diagram2

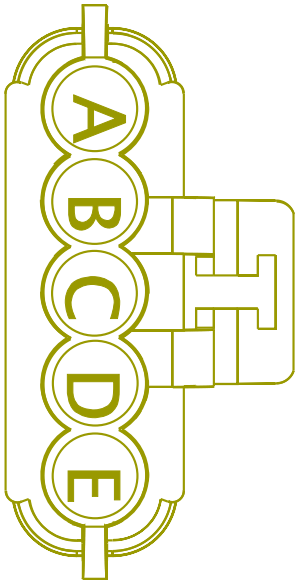

Name	Terminal Part Number	V-Min	Name	Wire Part Number	Wire CSA	Wire Spec	Wire Material description	Wire Color Description	Wire Length	End2 Terminal Part Number	End2 Pin Name	End2 Connect or
A	-	-	SZ59-GA	2643689 R1	1.91	14.0	Std. Wall XLPE Primary Cable	WHITE	1435.0	-	-	-
B	-	-	SZ59E	2643673 R1	0.79	18.0	Std. Wall XLPE Primary Cable	GREY	2485.0	-	36	1701F
C	-	-	SZ59F	2643673 R1	0.79	18.0	Std. Wall XLPE Primary Cable	GREY	2485.0	-	37	1701F
D	-	-	SZ59H	2643673 R1	0.79	18.0	Std. Wall XLPE Primary Cable	GREY	2485.0	-	38	1701F

Name	Terminal Part Number	V-Min	Name	Wire Part Number	Wire CSA	Wire Spec	Wire Material description	Wire Color Description	Wire Length	End2 Terminal Part Number	End2 Pin Name	End2 Connect or
E	-	-	SZ59J	2643673 R1	0.79	18.0	Std. Wall XLPE Primary Cable	GREY	2485.0	-	39	1701F

Connector Name	N01-9740
Part Number	1661375C2
Instances	LT/RH/LoneStar - X15/A26 - Auxiliary Air Solenoids 4-pack (1 pack/4 solenoids):Diagram5 LT/RH/LoneStar - X15/A26 - Auxiliary Air Solenoids 4-pack (2 packs/8 solenoids):Diagram2

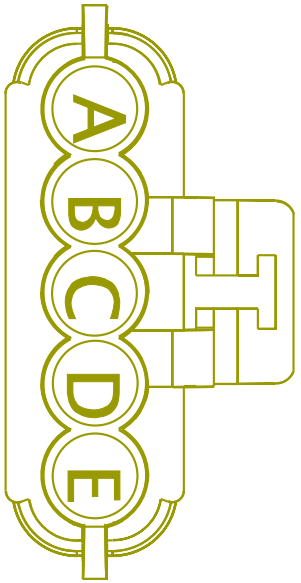

Name	Terminal Part Number	V-Min	Name	Wire Part Number	Wire CSA	Wire Spec	Wire Material description	Wire Color Description	Wire Length	End2 Terminal Part Number	End2 Pin Name	End2 Connect or
A	-	-	CD59-G	2643689 R1	1.91	14.0	Std. Wall XLPE Primary Cable	WHITE	1445.0	-	-	-
B	-	-	CD59A	2643673 R1	0.79	18.0	Std. Wall XLPE Primary Cable	GREY	2495.0	-	32	1701F
C	-	-	CD59B	2643673 R1	0.79	18.0	Std. Wall XLPE Primary Cable	GREY	2495.0	-	33	1701F
D	-	-	CD59C	2643673 R1	0.79	18.0	Std. Wall XLPE Primary Cable	GREY	2495.0	-	34	1701F

Name	Terminal Part Number	V-Min	Name	Wire Part Number	Wire CSA	Wire Spec	Wire Material description	Wire Color Description	Wire Length	End2 Terminal Part Number	End2 Pin Name	End2 Connect or
E	-	-	CD59D	2643673 R1	0.79	18.0	Std. Wall XLPE Primary Cable	GREY	2495.0	-	35	1701F

Connector Name	N01-9769
Part Number	3673640C1
Instances	LT/RH/LoneStar - X15/A26 - Collision Avoidance System (Warning):Diagram1
Mates	SNSR-SIDE_RADAR-3011-03-02

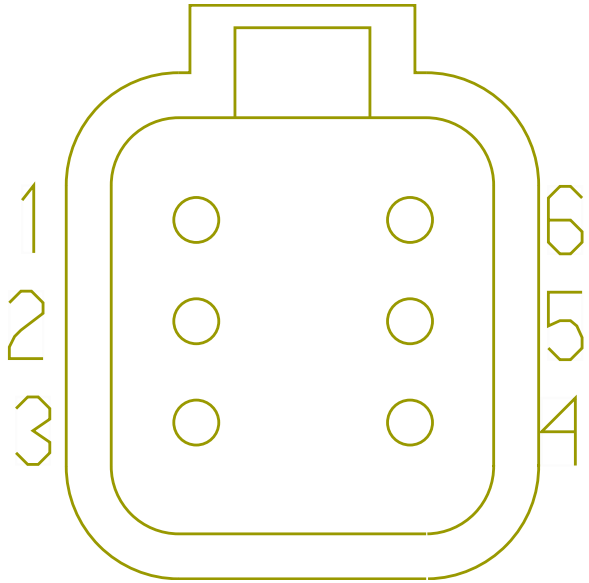

Name	Terminal Part Number	V-Min	Name	Wire Part Number	Wire CSA	Wire Spec	Wire Material description	Wire Color Description	Wire Length	End2 Terminal Part Number	End2 Pin Name	End2 Connect or
1	-	-	UB67TA	2643680 R1	1.16	16.0	Std. Wall XLPE Primary Cable	GREY	3515.0	-	12	1701F
2	-	-	UB67-G	2643681 R1	1.16	16.0	Std. Wall XLPE Primary Cable	WHITE	3865.0	-	-	-
3	-	-	UB67U	2643680 R1	1.16	16.0	Std. Wall XLPE Primary Cable	GREY	3515.0	-	69	1701F
4	-	-	UB67V	2643680 R1	1.16	16.0	Std. Wall XLPE Primary Cable	GREY	3515.0	-	71	1701F

Name	Terminal Part Number	V-Min	Name	Wire Part Number	Wire CSA	Wire Spec	Wire Material description	Wire Color Description	Wire Length	End2 Terminal Part Number	End2 Pin Name	End2 Connect or
5	-	-	UB67W	2643680 R1	1.16	16.0	Std. Wall XLPE Primary Cable	GREY	3515.0	-	70	1701F

Connector Name	N01-9779F1
Part Number	1667732C1
Instances	LT/RH/LoneStar - X15/A26 - Trailer Interface (Lighting) – TRAMEC_NA:Diagram1
Mates	TRLR-SKT_BOC_TRAMEC-02

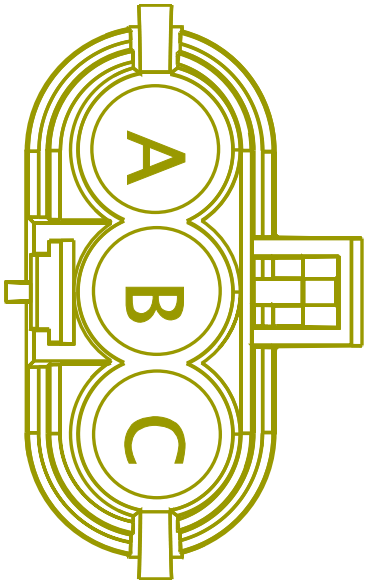

Name	Terminal Part Number	V-Min	Name	Wire Part Number	Wire CSA	Wire Spec	Wire Material description	Wire Color Description	Wire Length	End2 Terminal Part Number	End2 Pin Name	End2 Connect or
A	-	-	RZ58T	2643773 R1	4.81	10.0	Std. Wall XLPE Primary Cable	BLACK	800.0	-	7	1701F
B	-	-	RZ56T	2643802 R1	4.81	10.0	Std. Wall XLPE Primary Cable	YELLOW 2	800.0	-	5	1701F
C	-	-	RZ57T	2643776 R1	4.81	10.0	Std. Wall XLPE Primary Cable	LIGHT GREEN	800.0	-	6	1701F

Connector Name	N01-9779F
Part Number	1667732C1
Instances	LT/RH/LoneStar - X15/A26 - Trailer Interface (Lighting) – BOC & EOF_NA:Diagram1-Combination1 LT/RH/LoneStar - X15/A26 - Trailer Interface (Lighting) – BOC & EOF_NA:Diagram1-Combination2 LT/RH/LoneStar - X15/A26 - Trailer Interface (Lighting) – BOC NA:Diagram1

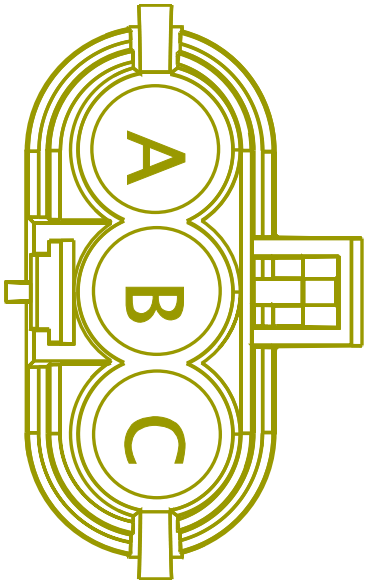

Name	Terminal Part Number	V-Min	Name	Wire Part Number	Wire CSA	Wire Spec	Wire Material description	Wire Color Description	Wire Length	End2 Terminal Part Number	End2 Pin Name	End2 Connect or
A	-	-	NK58U	2643773 R1	4.81	10.0	Std. Wall XLPE Primary Cable	BLACK	500.0	-	X	-
A	-	-	NH58T	2643773 R1	4.81	10.0	Std. Wall XLPE Primary Cable	BLACK	800.0	-	7	1701F
B	-	-	NK56U	2643802 R1	4.81	10.0	Std. Wall XLPE Primary Cable	YELLOW 2	100.0	-	X	-
B	-	-	NH56T	2643802 R1	4.81	10.0	Std. Wall XLPE Primary Cable	YELLOW 2	800.0	-	5	1701F

Name	Terminal Part Number	V-Min	Name	Wire Part Number	Wire CSA	Wire Spec	Wire Material description	Wire Color Description	Wire Length	End2 Terminal Part Number	End2 Pin Name	End2 Connect or
C	-	-	NK57U	2643776 R1	4.81	10.0	Std. Wall XLPE Primary Cable	LIGHT GREEN	400.0	-	X	-
C	-	-	NH57T	2643776 R1	4.81	10.0	Std. Wall XLPE Primary Cable	LIGHT GREEN	800.0	-	6	1701F

Connector Name	N01-9780M1
Part Number	1667733C1
Instances	LT/RH/LoneStar - X15/A26 - Trailer Interface (ABS) - TRAMEC_NA:Diagram1 LT/RH/LoneStar - X15/A26 - Trailer Interface (Lighting) – TRAMEC_NA:Diagram1
Mates	TRLR-SKT_BOC_TRAMEC-02

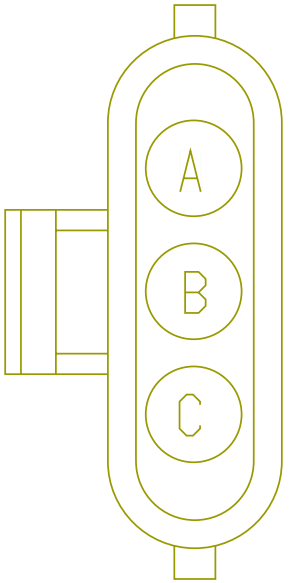

Name	Terminal Part Number	V-Min	Name	Wire Part Number	Wire CSA	Wire Spec	Wire Material description	Wire Color Description	Wire Length	End2 Terminal Part Number	End2 Pin Name	End2 Connector
A	-	-	RZ94T	3510315 R1	4.81	10.0	Thin Wall XLPE Primary Cable	GREY	800.0	-	10	1701F
B	-	-	RZ68T	3510309 R1	4.81	10.0	Thin Wall XLPE Primary Cable	BROWN	800.0	-	8	1701F
C	-	-	RZ70T	3510369 R1	4.81	10.0	Thin Wall XLPE Primary Cable	RED	800.0	-	9	1701F

Connector Name	N01-9780M
Part Number	3535482C1
Instances	LoneStar - X15 - Trailer Interface (ABS) - Center Pin Circuit:Diagram1 LoneStar - X15 - Trailer Interface (ABS) - Center Pin Circuit:Diagram2 LT/RH - X15/A26 - Trailer Interface (ABS) - Center Pin Circuit:Diagram1 LT/RH - X15/A26 - Trailer Interface (ABS) - Center Pin Circuit:Diagram2 LT/RH/LoneStar - X15/A26 - Auxiliary Trailer Power CAV D:Diagram1 LT/RH/LoneStar - X15/A26 - Trailer Interface (ABS) - BOC & EOF_NA:Diagram1 LT/RH/LoneStar - X15/A26 - Trailer Interface (ABS) - BOC & EOF_NA:Diagram2 LT/RH/LoneStar - X15/A26 - Trailer Interface (ABS) - BOC_NA:Diagram1 LT/RH/LoneStar - X15/A26 - Trailer Interface (Lighting) – BOC & EOF_NA:Diagram1-Combination1 LT/RH/LoneStar - X15/A26 - Trailer Interface (Lighting) – BOC & EOF_NA:Diagram1-Combination2 LT/RH/LoneStar - X15/A26 - Trailer Interface (Lighting) – BOC NA:Diagram1
Mates	TRLR-SKT_BOC-3035-01-01A

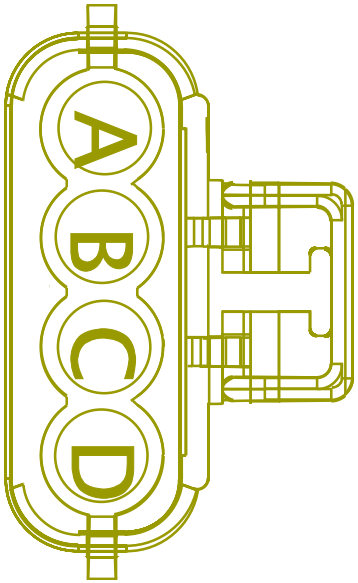

Name	Terminal Part Number	V-Min	Name	Wire Part Number	Wire CSA	Wire Spec	Wire Material description	Wire Color Description	Wire Length	End2 Terminal Part Number	End2 Pin Name	End2 Connect or
A	-	-	NK94U	3510315 R1	4.81	10.0	Thin Wall XLPE Primary Cable	GREY	100.0	-	X	-
A	-	-	NH94T	3510315 R1	4.81	10.0	Thin Wall XLPE Primary Cable	GREY	800.0	-	10	1701F

Name	Terminal Part Number	V-Min	Name	Wire Part Number	Wire CSA	Wire Spec	Wire Material description	Wire Color Description	Wire Length	End2 Terminal Part Number	End2 Pin Name	End2 Connector
A	-	-	ME94T	3510357 R1	4.81	10.0	Thin Wall XLPE Primary Cable	DARK BLUE	800.0	-	10	1701F
B	-	-	NK68U	3510309 R1	4.81	10.0	Thin Wall XLPE Primary Cable	BROWN	550.0	-	X	-
B	-	-	SG68T	3510309 R1	4.81	10.0	Thin Wall XLPE Primary Cable	BROWN	800.0	-	8	1701F
C	-	-	NK70U	3510369 R1	4.81	10.0	Thin Wall XLPE Primary Cable	RED	150.0	-	X	-
C	-	-	SG70T	3510369 R1	4.81	10.0	Thin Wall XLPE Primary Cable	RED	800.0	-	9	1701F
D	-	-	NJ72V	2643755 R1	3.01	12.0	Std. Wall XLPE Primary Cable	ORANGE	800.0	-	11	1701F
D	-	-	MD72V	3510321 R1	4.81	10.0	Thin Wall XLPE Primary Cable	ORANGE	800.0	-	11	1701F

Connector Name	N01-9781F
Part Number	1667732C1
Instances	LT/RH/LoneStar - X15/A26 - Trailer Interface (Lighting) – BOC & EOF_NA:Diagram1-Combination3 LT/RH/LoneStar - X15/A26 - Trailer Interface (Lighting) – BOC & EOF_NA:Diagram1-Combination4 LT/RH/LoneStar - X15/A26 - Trailer Interface (Lighting) – BOC NA:Diagram2
Mates	TRLR-SKT_BOC-3035-01-01A

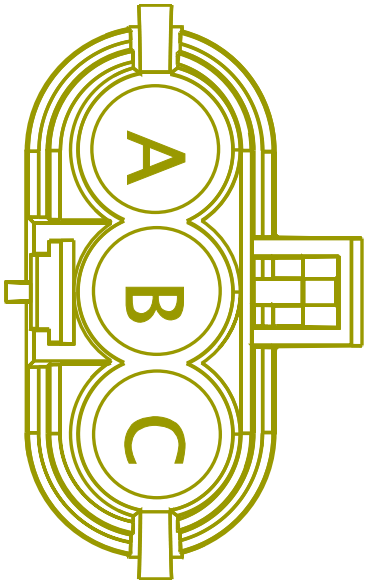

Name	Terminal Part Number	V-Min	Name	Wire Part Number	Wire CSA	Wire Spec	Wire Material description	Wire Color Description	Wire Length	End2 Terminal Part Number	End2 Pin Name	End2 Connect or
A	-	-	YT58U	2643773 R1	4.81	10.0	Std. Wall XLPE Primary Cable	BLACK	900.0	-	X	-
A	-	-	SH58T	2643773 R1	4.81	10.0	Std. Wall XLPE Primary Cable	BLACK	3910.0	-	7	1701F
B	-	-	YT56U	2643802 R1	4.81	10.0	Std. Wall XLPE Primary Cable	YELLOW 2	800.0	-	X	-
B	-	-	RG56T	2643802 R1	4.81	10.0	Std. Wall XLPE Primary Cable	YELLOW 2	3910.0	-	5	1701F

Name	Terminal Part Number	V-Min	Name	Wire Part Number	Wire CSA	Wire Spec	Wire Material description	Wire Color Description	Wire Length	End2 Terminal Part Number	End2 Pin Name	End2 Connect or
C	-	-	YT57U	2643776 R1	4.81	10.0	Std. Wall XLPE Primary Cable	LIGHT GREEN	850.0	-	X	-
C	-	-	RG57T	2643776 R1	4.81	10.0	Std. Wall XLPE Primary Cable	LIGHT GREEN	3910.0	-	6	1701F

Connector Name	N01-9782M
Part Number	3535482C1
Instances	LoneStar - X15 - Trailer Interface (ABS) - Center Pin Circuit:Diagram3 LoneStar - X15 - Trailer Interface (ABS) - Center Pin Circuit:Diagram4 LT/RH - X15/A26 - Trailer Interface (ABS) - Center Pin Circuit:Diagram3 LT/RH - X15/A26 - Trailer Interface (ABS) - Center Pin Circuit:Diagram4 LT/RH/LoneStar - X15/A26 - Auxiliary Trailer Power CAV D:Diagram2 LT/RH/LoneStar - X15/A26 - Trailer Interface (ABS) - BOC & EOF_NA:Diagram3 LT/RH/LoneStar - X15/A26 - Trailer Interface (ABS) - BOC & EOF_NA:Diagram4 LT/RH/LoneStar - X15/A26 - Trailer Interface (ABS) - BOC_NA:Diagram2 LT/RH/LoneStar - X15/A26 - Trailer Interface (Lighting) – BOC & EOF_NA:Diagram1-Combination3 LT/RH/LoneStar - X15/A26 - Trailer Interface (Lighting) – BOC & EOF_NA:Diagram1-Combination4 LT/RH/LoneStar - X15/A26 - Trailer Interface (Lighting) – BOC NA:Diagram2

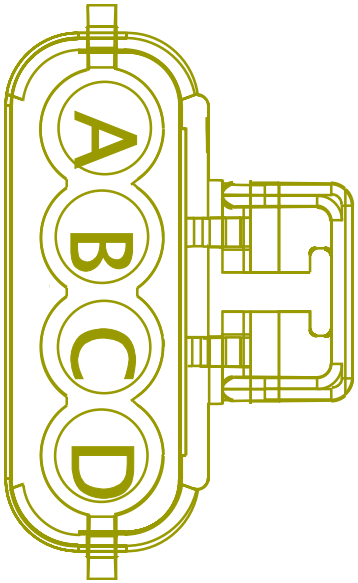

Name	Terminal Part Number	V-Min	Name	Wire Part Number	Wire CSA	Wire Spec	Wire Material description	Wire Color Description	Wire Length	End2 Terminal Part Number	End2 Pin Name	End2 Connector
A	-	-	YT94U	3510315 R1	4.81	10.0	Thin Wall XLPE Primary Cable	GREY	900.0	-	PIN1	-
A	-	-	RG94T	3510315 R1	4.81	10.0	Thin Wall XLPE Primary Cable	GREY	3910.0	-	10	1701F
A	-	-	MH94T	3510357 R1	4.81	10.0	Thin Wall XLPE Primary Cable	DARK BLUE	3910.0	-	10	1701F

Name	Terminal Part Number	V-Min	Name	Wire Part Number	Wire CSA	Wire Spec	Wire Material description	Wire Color Description	Wire Length	End2 Terminal Part Number	End2 Pin Name	End2 Connector
A	-	-	YT94U	3510315 R1	4.81	10.0	Thin Wall XLPE Primary Cable	GREY	900.0	-	X	-
B	-	-	YT68U	3510309 R1	4.81	10.0	Thin Wall XLPE Primary Cable	BROWN	800.0	-	X	-
B	-	-	RG68T	3510309 R1	4.81	10.0	Thin Wall XLPE Primary Cable	BROWN	3910.0	-	8	1701F
C	-	-	YT70U	3510369 R1	4.81	10.0	Thin Wall XLPE Primary Cable	RED	850.0	-	X	-
C	-	-	SH70T	3510369 R1	4.81	10.0	Thin Wall XLPE Primary Cable	RED	3910.0	-	9	1701F
D	-	-	MG72V	3510321 R1	4.81	10.0	Thin Wall XLPE Primary Cable	ORANGE	3910.0	-	11	1701F
D	-	-	RJ72V	2643755 R1	3.01	12.0	Std. Wall XLPE Primary Cable	ORANGE	3910.0	-	11	1701F

Connector Name	N01-9783M
Part Number	2031522C1
Instances	LT/RH/LoneStar - X15/A26 - Auxiliary Trailer Power W/ ISO Trailer Socket:Diagram1
Mates	TRLR-SKT-ISO-3034-02-03

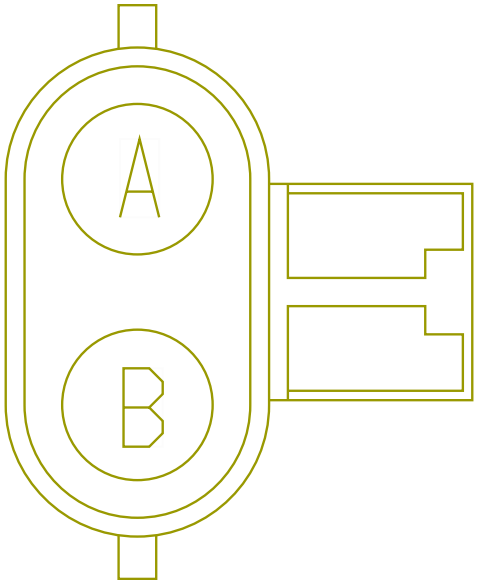

Name	Terminal Part Number	V-Min	Name	Wire Part Number	Wire CSA	Wire Spec	Wire Material description	Wire Color Description	Wire Length	End2 Terminal Part Number	End2 Pin Name	End2 Connect or
A	-	-	MH72V	3510321 R1	4.81	10.0	Thin Wall XLPE Primary Cable	ORANGE	800.0	-	11	1701F

Connector Name	N01-9901A
Part Number	1673790C1
Instances	LT/RH/LoneStar - X15/A26 - Dual Air Dryers:Diagram1 LT/RH/LoneStar - X15/A26 - Left Side Air Dryer-Bendix:Diagram1
Mates	DEV-AIR_DRYER-01

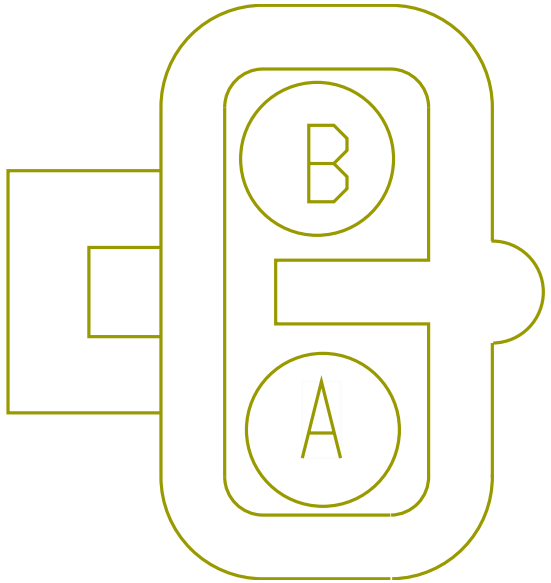

Name	Terminal Part Number	V-Min	Name	Wire Part Number	Wire CSA	Wire Spec	Wire Material description	Wire Color Description	Wire Length	End2 Terminal Part Number	End2 Pin Name	End2 Connect or
A	-	-	GA39	2643680 R1	1.16	16.0	Std. Wall XLPE Primary Cable	GREY	2410.0	-	31	1701F
B	-	-	GA39-G	2643681 R1	1.16	16.0	Std. Wall XLPE Primary Cable	WHITE	1510.0	-	-	-

Connector Name	N01-9901B
Part Number	1673790C1
Instances	LT/RH/LoneStar - X15/A26 - Dual Air Dryers:Diagram1
Mates	DEV-AIR_DRYER-02

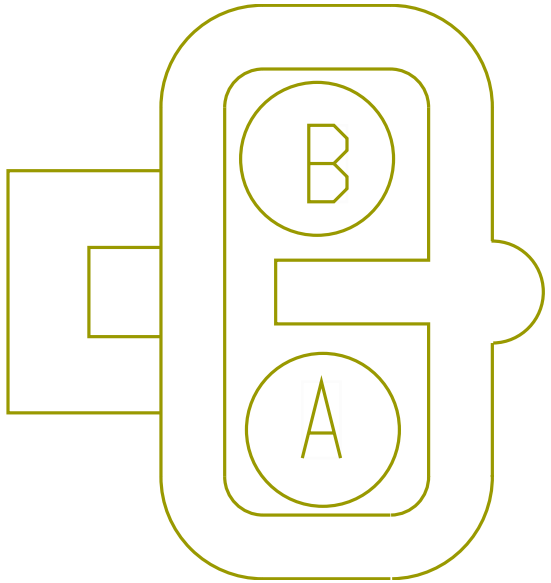

Name	Terminal Part Number	V-Min	Name	Wire Part Number	Wire CSA	Wire Spec	Wire Material description	Wire Color Description	Wire Length	End2 Terminal Part Number	End2 Pin Name	End2 Connect or
A	-	-	GF39A	2643680 R1	1.16	16.0	Std. Wall XLPE Primary Cable	GREY	4115.0	-	30	1701F
B	-	-	GF39-GA	2643681 R1	1.16	16.0	Std. Wall XLPE Primary Cable	WHITE	3215.0	-	-	-

Connector Name N01-9902A
Part Number 1673790C1
Instances LT/RH/LoneStar - X15/A26 - Dual Air Dryers:Diagram2

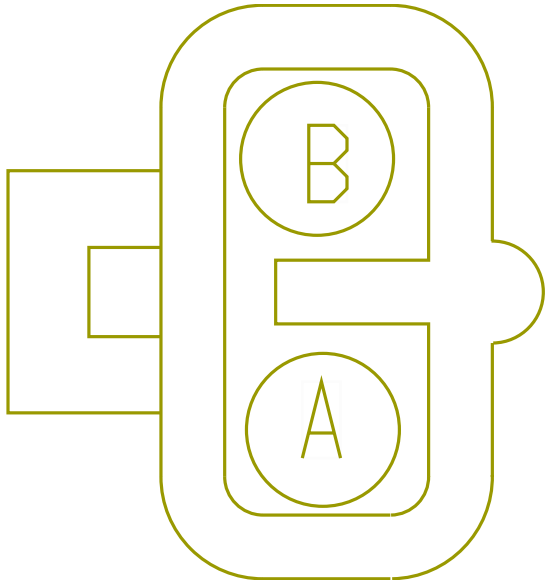

Name	Terminal Part Number	V-Min	Name	Wire Part Number	Wire CSA	Wire Spec	Wire Material description	Wire Color Description	Wire Length	End2 Terminal Part Number	End2 Pin Name	End2 Connect or
A	-	-	GD39A	2643680 R1	1.16	16.0	Std. Wall XLPE Primary Cable	GREY	2585.0	-	30	1701F
B	-	-	GD39-GA	2643681 R1	1.16	16.0	Std. Wall XLPE Primary Cable	WHITE	1685.0	-	-	-

Connector Name N01-9902

Part Number 1673790C1

Instances LT/RH/LoneStar - X15/A26 - Dual Air Dryers:Diagram2
LT/RH/LoneStar - X15/A26 - Left Side Air Dryer-Bendix:Diagram2

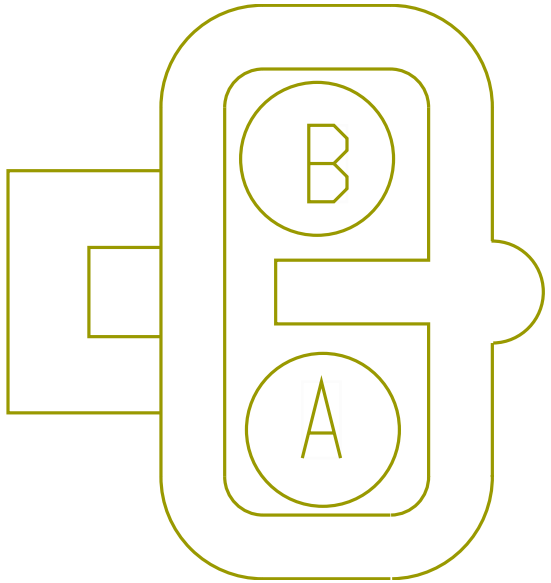

Name	Terminal Part Number	V-Min	Name	Wire Part Number	Wire CSA	Wire Spec	Wire Material description	Wire Color Description	Wire Length	End2 Terminal Part Number	End2 Pin Name	End2 Connect or
A	-	-	GB39	2643680 R1	1.16	16.0	Std. Wall XLPE Primary Cable	GREY	2535.0	-	31	1701F
B	-	-	GB39-G	2643681 R1	1.16	16.0	Std. Wall XLPE Primary Cable	WHITE	1635.0	-	-	-

Connector Name	N01-9903
Part Number	1671610C1
Instances	LT/RH/LoneStar - X15/A26 - Drain Valve Heater:Diagram1
Mates	HTR-DRAIN_VALVE-3042-01-01A

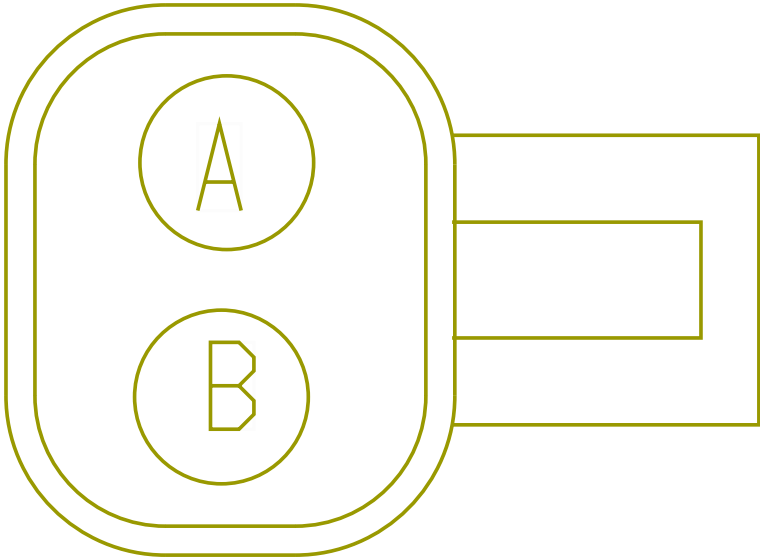

Name	Terminal Part Number	V-Min	Name	Wire Part Number	Wire CSA	Wire Spec	Wire Material description	Wire Color Description	Wire Length	End2 Terminal Part Number	End2 Pin Name	End2 Connect or
A	-	-	RE39A	2643673 R1	0.79	18.0	Std. Wall XLPE Primary Cable	GREY	2800.0	-	X	-
B	-	-	RE39-GA	2643674 R1	0.79	18.0	Std. Wall XLPE Primary Cable	WHITE	2150.0	-	X	-

Connector Name	N01-9904
Part Number	1671610C1
Instances	LT/RH/LoneStar - X15/A26 - Drain Valve Heater:Diagram1
Mates	HTR-DRAIN_VALVE-3042-01-01B

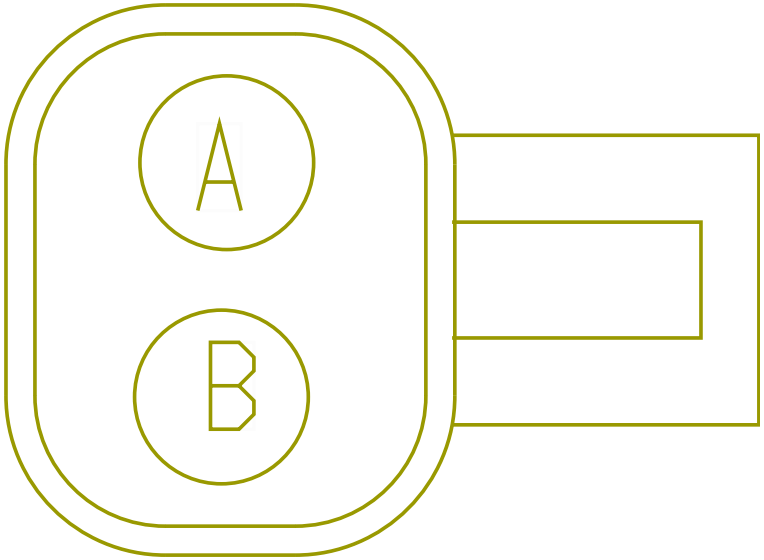

Name	Terminal Part Number	V-Min	Name	Wire Part Number	Wire CSA	Wire Spec	Wire Material description	Wire Color Description	Wire Length	End2 Terminal Part Number	End2 Pin Name	End2 Connect or
A	-	-	RE39B	2643673 R1	0.79	18.0	Std. Wall XLPE Primary Cable	GREY	3050.0	-	X	-
B	-	-	RE39-GB	2643674 R1	0.79	18.0	Std. Wall XLPE Primary Cable	WHITE	2400.0	-	X	-

Connector Name	N01-9989B
Part Number	3535481C1
Instances	LT/RH/LoneStar - X15/A26 - Jaw Monitoring:Diagram1
Mates	DEV-JAW_MONITOR-3039-01-02A

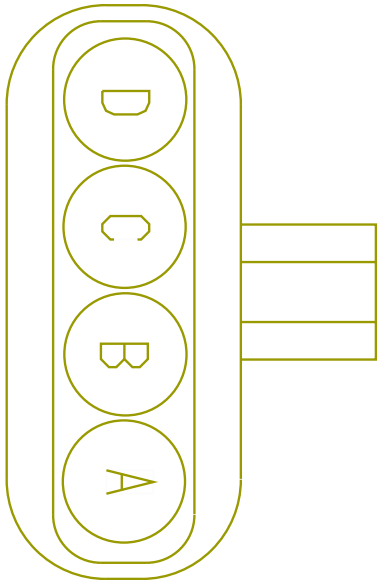

Name	Terminal Part Number	V-Min	Name	Wire Part Number	Wire CSA	Wire Spec	Wire Material description	Wire Color Description	Wire Length	End2 Terminal Part Number	End2 Pin Name	End2 Connector
A	-	-	YY116M	3510311 R1	0.79	18.0	Thin Wall XLPE Primary Cable	GREY	4810.0	-	29	1701F
B	-	-	YY116U	2643673 R1	0.79	18.0	Std. Wall XLPE Primary Cable	GREY	4810.0	-	30	1701F
C	-	-	YY116L	2643673 R1	0.79	18.0	Std. Wall XLPE Primary Cable	GREY	4810.0	-	26	1701F
D	-	-	YY116-GA	3510359 R1	0.79	18.0	Thin Wall XLPE Primary Cable	WHITE	5160.0	-	-	-

Connector Name	N01_4450FM
Part Number	2039311C91
Instances	LT/RH - A26 - Body Builder Lighting - (BOC EOF In Cab) (8HAB 8HAE 8HAU) (Manual):Diagram1 LT/RH - A26 - Body Builder Lighting - (BOC EOF In Cab) (8HAB 8HAE 8HAU) (Manual):Diagram2
Mates	M01_4450F

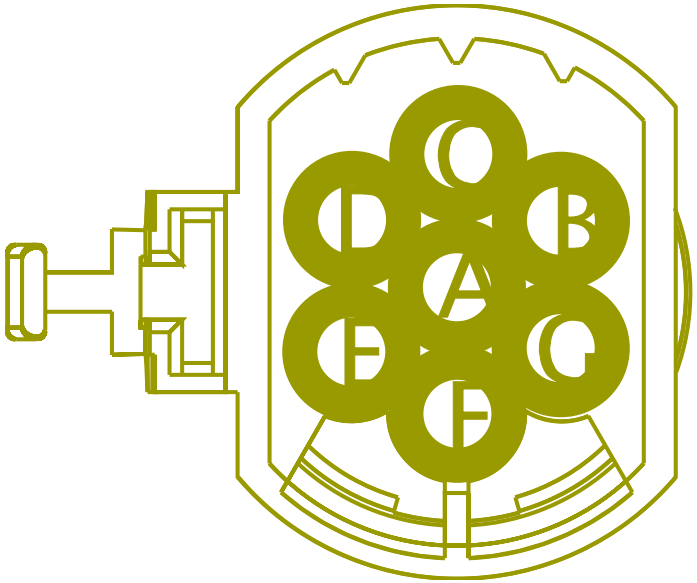

Name	Terminal Part Number	V-Min	Name	Wire Part Number	Wire CSA	Wire Spec	Wire Material description	Wire Color Description	Wire Length	End2 Terminal Part Number	End2 Pin Name	End2 Connector
A	-	-	PU68BB	3510307 R1	1.91	14.0	Thin Wall XLPE Primary Cable	BROWN	2510.0	-	A	N01_4450M
A	-	-	PV68BB	3510307 R1	1.91	14.0	Thin Wall XLPE Primary Cable	BROWN	3235.0	-	A	N01_4450RM
B	-	-	PU56BB	3510336 R1	1.16	16.0	Thin Wall XLPE Primary Cable	YELLOW 2	2510.0	-	B	N01_4450M
B	-	-	PV56BB	3510336 R1	1.16	16.0	Thin Wall XLPE Primary Cable	YELLOW 2	3235.0	-	B	N01_4450RM

Name	Terminal Part Number	V-Min	Name	Wire Part Number	Wire CSA	Wire Spec	Wire Material description	Wire Color Description	Wire Length	End2 Terminal Part Number	End2 Pin Name	End2 Connector
C	-	-	PU57BB	3510300 R1	1.16	16.0	Thin Wall XLPE Primary Cable	LIGHT GREEN	2510.0	-	C	N01_4450M
C	-	-	PV57BB	3510300 R1	1.16	16.0	Thin Wall XLPE Primary Cable	LIGHT GREEN	3235.0	-	C	N01_4450RM
D	-	-	PU54BB	3510307 R1	1.91	14.0	Thin Wall XLPE Primary Cable	BROWN	2510.0	-	D	N01_4450M
D	-	-	PV54BB	3510307 R1	1.91	14.0	Thin Wall XLPE Primary Cable	BROWN	3235.0	-	D	N01_4450RM
E	-	-	PU71BB	3510342 R1	1.16	16.0	Thin Wall XLPE Primary Cable	LIGHT BLUE	2537.0	-	E	N01_4450M
E	-	-	PV71BB	3510342 R1	1.16	16.0	Thin Wall XLPE Primary Cable	LIGHT BLUE	3235.0	-	E	N01_4450RM

Connector Name N01_4450M

Part Number 2039311C91

Instances LT/RH - A26 - Body Builder Lighting - (BOC EOF In Cab) (8HAB 8HAE 8HAU) (Manual):Diagram1

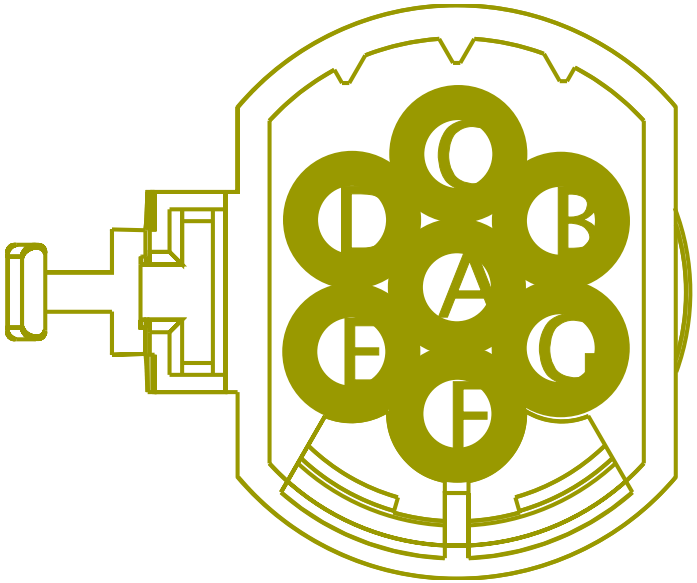

Name	Terminal Part Number	V-Min	Name	Wire Part Number	Wire CSA	Wire Spec	Wire Material description	Wire Color Description	Wire Length	End2 Terminal Part Number	End2 Pin Name	End2 Connector
A	-	-	PU68BB	3510307 R1	1.91	14.0	Thin Wall XLPE Primary Cable	BROWN	2510.0	-	A	N01_4450FM
B	-	-	PU56BB	3510336 R1	1.16	16.0	Thin Wall XLPE Primary Cable	YELLOW 2	2510.0	-	B	N01_4450FM
C	-	-	PU57BB	3510300 R1	1.16	16.0	Thin Wall XLPE Primary Cable	LIGHT GREEN	2510.0	-	C	N01_4450FM
D	-	-	PU54BB	3510307 R1	1.91	14.0	Thin Wall XLPE Primary Cable	BROWN	2510.0	-	D	N01_4450FM

Name	Terminal Part Number	V-Min	Name	Wire Part Number	Wire CSA	Wire Spec	Wire Material description	Wire Color Description	Wire Length	End2 Terminal Part Number	End2 Pin Name	End2 Connect or
E	-	-	PU71BB	3510342 R1	1.16	16.0	Thin Wall XLPE Primary Cable	LIGHT BLUE	2537.0	-	E	N01_4450FM
G	-	-	PU11-GBB	3510362 R1	3.01	12.0	Thin Wall XLPE Primary Cable	WHITE	1460.0	-	-	-

Connector Name	N01_4450RM
Part Number	2039311C91
Instances	LT/RH - A26 - Body Builder Lighting - (BOC EOF In Cab) (8HAB 8HAE 8HAU) (Manual):Diagram2
Mates	DEV-CONNECTOR_BODY_BUILDER -03

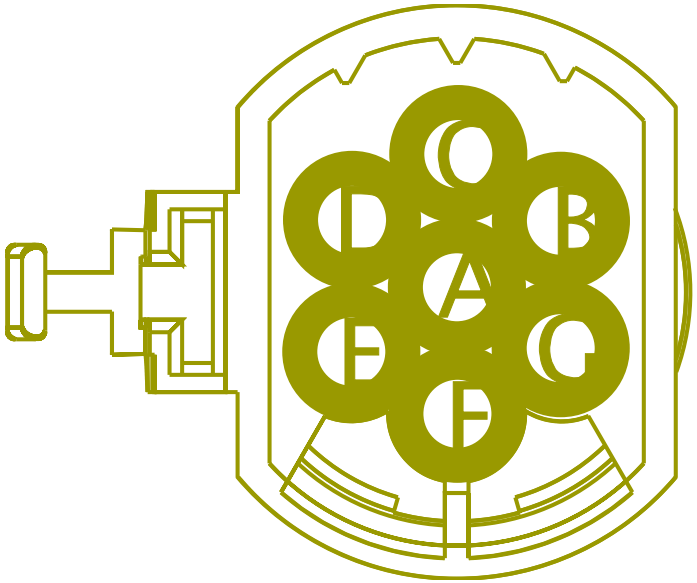

Name	Terminal Part Number	V-Min	Name	Wire Part Number	Wire CSA	Wire Spec	Wire Material description	Wire Color Description	Wire Length	End2 Terminal Part Number	End2 Pin Name	End2 Connector
A	-	-	PV68BB	3510307 R1	1.91	14.0	Thin Wall XLPE Primary Cable	BROWN	3235.0	-	A	N01_4450FM
B	-	-	PV56BB	3510336 R1	1.16	16.0	Thin Wall XLPE Primary Cable	YELLOW 2	3235.0	-	B	N01_4450FM
C	-	-	PV57BB	3510300 R1	1.16	16.0	Thin Wall XLPE Primary Cable	LIGHT GREEN	3235.0	-	C	N01_4450FM
D	-	-	PV54BB	3510307 R1	1.91	14.0	Thin Wall XLPE Primary Cable	BROWN	3235.0	-	D	N01_4450FM

Name	Terminal Part Number	V-Min	Name	Wire Part Number	Wire CSA	Wire Spec	Wire Material description	Wire Color Description	Wire Length	End2 Terminal Part Number	End2 Pin Name	End2 Connect or
E	-	-	PV71BB	3510342 R1	1.16	16.0	Thin Wall XLPE Primary Cable	LIGHT BLUE	3235.0	-	E	N01_4450FM
G	-	-	PV11-GBB	3510362 R1	3.01	12.0	Thin Wall XLPE Primary Cable	WHITE	2185.0	-	-	-

Connector Name	N01_4460FM
Part Number	1686834C1
Instances	LT/RH - A26 - Body Builder Lighting - (BOC EOF In Cab) (8HAB 8HAE 8HAU) (Manual):Diagram1 LT/RH - A26 - Body Builder Lighting - (BOC EOF In Cab) (8HAB 8HAE 8HAU) (Manual):Diagram2
Mates	M01_4460F

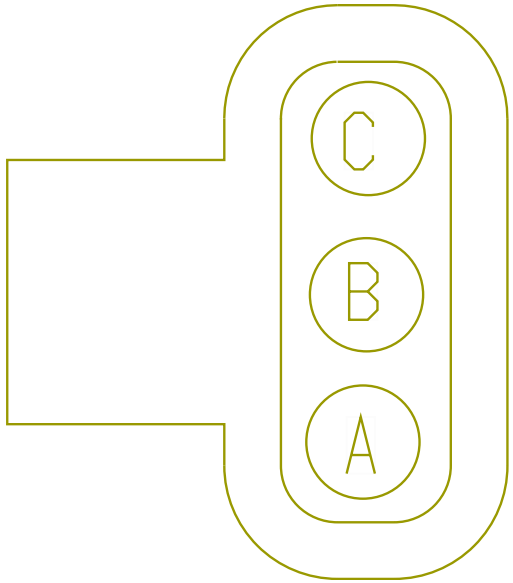

Name	Terminal Part Number	V-Min	Name	Wire Part Number	Wire CSA	Wire Spec	Wire Material description	Wire Color Description	Wire Length	End2 Terminal Part Number	End2 Pin Name	End2 Connector
A	-	-	PU56BC	3510336 R1	1.16	16.0	Thin Wall XLPE Primary Cable	YELLOW 2	2510.0	-	A	N01_4460M
A	-	-	PV56BC	3510336 R1	1.16	16.0	Thin Wall XLPE Primary Cable	YELLOW 2	3235.0	-	A	N01_4460RM
B	-	-	PU57BC	3510300 R1	1.16	16.0	Thin Wall XLPE Primary Cable	LIGHT GREEN	2510.0	-	B	N01_4460M
B	-	-	PV57BC	3510300 R1	1.16	16.0	Thin Wall XLPE Primary Cable	LIGHT GREEN	3235.0	-	B	N01_4460RM

Name	Terminal Part Number	V-Min	Name	Wire Part Number	Wire CSA	Wire Spec	Wire Material description	Wire Color Description	Wire Length	End2 Terminal Part Number	End2 Pin Name	End2 Connect or
C	-	-	PU70BB	3510368 R1	3.01	12.0	Thin Wall XLPE Primary Cable	RED	2510.0	-	C	N01_4460M
C	-	-	PV70BB	3510368 R1	3.01	12.0	Thin Wall XLPE Primary Cable	RED	3235.0	-	C	N01_4460RM

Connector Name N01_4460M

Part Number 1686834C1

Instances LT/RH - A26 - Body Builder Lighting - (BOC EOF In Cab) (8HAB 8HAE 8HAU) (Manual):Diagram1

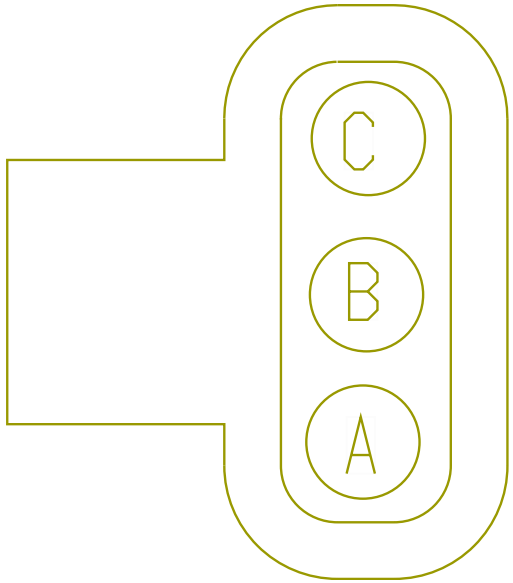

Name	Terminal Part Number	V-Min	Name	Wire Part Number	Wire CSA	Wire Spec	Wire Material description	Wire Color Description	Wire Length	End2 Terminal Part Number	End2 Pin Name	End2 Connector
A	-	-	PU56BC	3510336 R1	1.16	16.0	Thin Wall XLPE Primary Cable	YELLOW 2	2510.0	-	A	N01_4460FM
B	-	-	PU57BC	3510300 R1	1.16	16.0	Thin Wall XLPE Primary Cable	LIGHT GREEN	2510.0	-	B	N01_4460FM
C	-	-	PU70BB	3510368 R1	3.01	12.0	Thin Wall XLPE Primary Cable	RED	2510.0	-	C	N01_4460FM

Connector Name	N01_4460RM
Part Number	1686834C1
Instances	LT/RH - A26 - Body Builder Lighting - (BOC EOF In Cab) (8HAB 8HAE 8HAU) (Manual):Diagram2
Mates	DEV-CONNECTOR_BODY_BUILDER _TURN_STOP-02

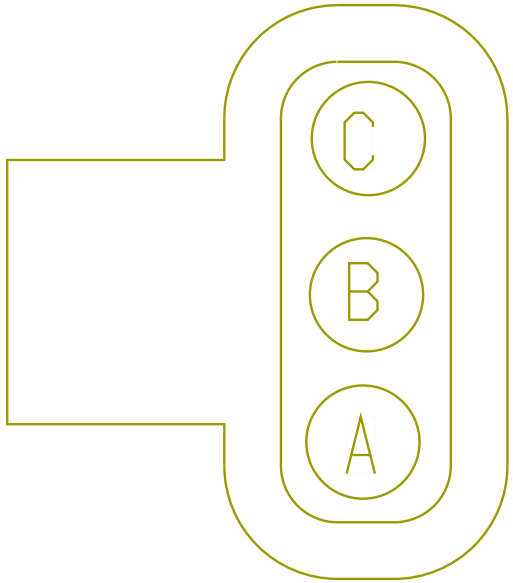

Name	Terminal Part Number	V-Min	Name	Wire Part Number	Wire CSA	Wire Spec	Wire Material description	Wire Color Description	Wire Length	End2 Terminal Part Number	End2 Pin Name	End2 Connector
A	-	-	PV56BC	3510336 R1	1.16	16.0	Thin Wall XLPE Primary Cable	YELLOW 2	3235.0	-	A	N01_4460FM
B	-	-	PV57BC	3510300 R1	1.16	16.0	Thin Wall XLPE Primary Cable	LIGHT GREEN	3235.0	-	B	N01_4460FM
C	-	-	PV70BB	3510368 R1	3.01	12.0	Thin Wall XLPE Primary Cable	RED	3235.0	-	C	N01_4460FM

Connector Name	N01_9719A
Part Number	BLUNT_SL_VC
Instances	LT/RH - A26 - Back of Cab Aux Work Light (2 blunt cuts without relay) (Backup with Manual Trans- not Endurant):Diagram2
Mates	BLNT-BOC_CUSTOMER_WORK_LIG HT_RH-01

Name	Terminal Part Number	V-Min	Name	Wire Part Number	Wire CSA	Wire Spec	Wire Material description	Wire Color Description	Wire Length	End2 Terminal Part Number	End2 Pin Name	End2 Connect or
A	-	-	NY65BD	2643682 R1	1.16	16.0	Std. Wall XLPE Primary Cable	ORANGE	3735.0	-	X	-
B	-	-	NY65-GB	2643681 R1	1.16	16.0	Std. Wall XLPE Primary Cable	WHITE	3335.0	-	X	-

Connector Name	N01_9719
Part Number	BLUNT_SL_VC
Instances	LT/RH - A26 - Back of Cab Aux Work Light (2 blunt cuts without relay) (Backup with Manual Trans- not Endurant):Diagram1
Mates	BLNT-BOC_CUSTOMER_WORK_LIG HT_RH-01

Name	Terminal Part Number	V-Min	Name	Wire Part Number	Wire CSA	Wire Spec	Wire Material description	Wire Color Description	Wire Length	End2 Terminal Part Number	End2 Pin Name	End2 Connect or
A	-	-	NX65BD	2643682 R1	1.16	16.0	Std. Wall XLPE Primary Cable	ORANGE	3435.0	-	X	-
B	-	-	NX65-GB	2643681 R1	1.16	16.0	Std. Wall XLPE Primary Cable	WHITE	4435.0	-	X	-

Connector Name	N01_9720A
Part Number	BLUNT_SL_VC
Instances	LT/RH - A26 - Back of Cab Aux Work Light (2 blunt cuts without relay) (Backup with Manual Trans- not Endurant):Diagram2
Mates	BLNT-BOC_CUSTOMER_WORK_LIG HT_LH-01

Name	Terminal Part Number	V-Min	Name	Wire Part Number	Wire CSA	Wire Spec	Wire Material description	Wire Color Description	Wire Length	End2 Terminal Part Number	End2 Pin Name	End2 Connect or
A	-	-	NY65BE	2643682 R1	1.16	16.0	Std. Wall XLPE Primary Cable	ORANGE	5935.0	-	X	-
B	-	-	NY65-GC	2643681 R1	1.16	16.0	Std. Wall XLPE Primary Cable	WHITE	5535.0	-	X	-

Connector Name	N01_9720
Part Number	BLUNT_SL_VC
Instances	LT/RH - A26 - Back of Cab Aux Work Light (2 blunt cuts without relay) (Backup with Manual Trans- not Endurant):Diagram1
Mates	BLNT-BOC_CUSTOMER_WORK_LIG HT_LH-01

Name	Terminal Part Number	V-Min	Name	Wire Part Number	Wire CSA	Wire Spec	Wire Material description	Wire Color Description	Wire Length	End2 Terminal Part Number	End2 Pin Name	End2 Connect or
A	-	-	NX65BE	2643682 R1	1.16	16.0	Std. Wall XLPE Primary Cable	ORANGE	4175.0	-	X	-
B	-	-	NX65-GC	2643681 R1	1.16	16.0	Std. Wall XLPE Primary Cable	WHITE	3175.0	-	X	-

Connector Name	N01_9800F
Part Number	3558026C1
Instances	LT/RH - A26 - Back-Up Alarm (Manual) W/ Tailboard:Diagram1 LT/RH - A26 - Back-Up Alarm (Manual) W/ Tailboard:Diagram2 LT/RH - A26 - Backup Lights (Reverse Light) Eaton/Manual Trans:Diagram1 LT/RH - A26 - Backup Lights (Single Reverse Light) Eaton/ Manual Trans-Option 1:Diagram1 - 4x2 LT/RH - A26 - Backup Lights (Single Reverse Light) Eaton/ Manual Trans-Option 1:Diagram2 - 6x4 LT/RH - A26 - Backup Lights (Single Reverse Light) Eaton/ Manual Trans-Option2:Diagram1
Mates	R01_9800M

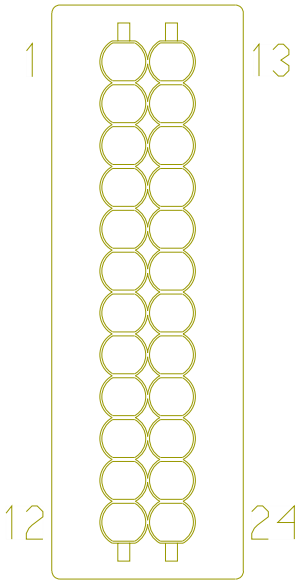

Name	Terminal Part Number	V-Min	Name	Wire Part Number	Wire CSA	Wire Spec	Wire Material description	Wire Color Description	Wire Length	End2 Terminal Part Number	End2 Pin Name	End2 Connect or
1	-	-	NA71BA	2643690 R1	1.91	14.0	Std. Wall XLPE Primary Cable	ORANGE	3235.0	-	1	1701F
5	-	-	NA10-G	3510362 R1	3.01	12.0	Thin Wall XLPE Primary Cable	WHITE	2335.0	-	-	-

Connector Name	POS_1
Part Number	RING-E-3-8_0
Instances	LT/RH/LoneStar - X15/A26 - JUMP START STUD (DUAL):Diagram1 LT/RH/LoneStar - X15/A26 - JUMP START STUD (SINGLE):Diagram1
Mates	DEV-JUMP_START_STUD_POSITI VE-01



Name	Terminal Part Number	V-Min	Name	Wire Part Number	Wire CSA	Wire Spec	Wire Material description	Wire Color Description	Wire Length	End2 Terminal Part Number	End2 Pin Name	End2 Connect or
A	-	-	14	-	49.99	0.0	SGX NFLEX 125	BLACK	700.0	-	A	6051_A

Connector Name	P01-8450B
Part Number	587568C91
Instances	LT/RH - X15/A26 - Hood Switch:Diagram1 LT/RH - X15/A26 - with Hood Switch - with New BODY CONTROL MODULE Pin:Diagram1
Mates	SW-HOOD-5058-03-01A

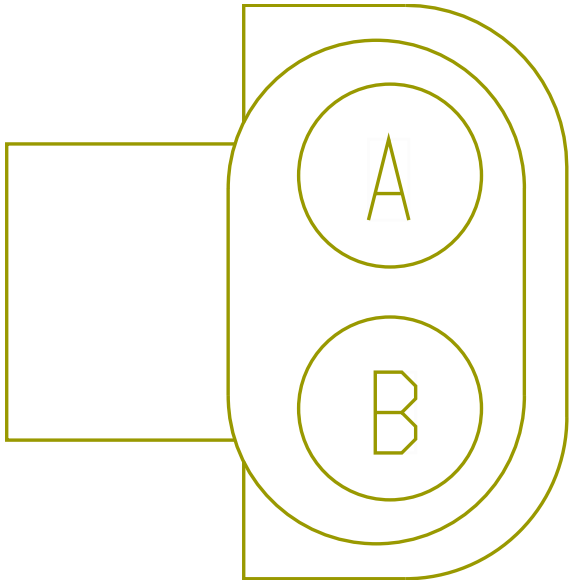

Name	Terminal Part Number	V-Min	Name	Wire Part Number	Wire CSA	Wire Spec	Wire Material description	Wire Color Description	Wire Length	End2 Terminal Part Number	End2 Pin Name	End2 Connect or
A	-	-	U97H	2643718 R1	0.79	18.0	Std. Wall XLPE Primary Cable	VIOLET	1040.0	-	A	8450A
B	-	-	U97J	2643718 R1	0.79	18.0	Std. Wall XLPE Primary Cable	VIOLET	1040.0	-	B	8450A

Connector Name	P02-8311
Part Number	1661778C1
Instances	LT/RH - X15/A26 - City Horn W/ 4PIN CLK W/O RKA:Diagram1-Combination1 LT/RH - X15/A26 - City Horn W/ 4PIN CLK W/RKA:Diagram1-Combination1 LT/RH - X15/A26 - City Horn W/ 10PIN CLK W/RKA:Diagram1-Combination1 LT/RH - X15/A26 - City Horn W/ 10PIN CLK W/O RKA:Diagram1-Combination1
Mates	HORN-CITYHORN-1005-01-01A

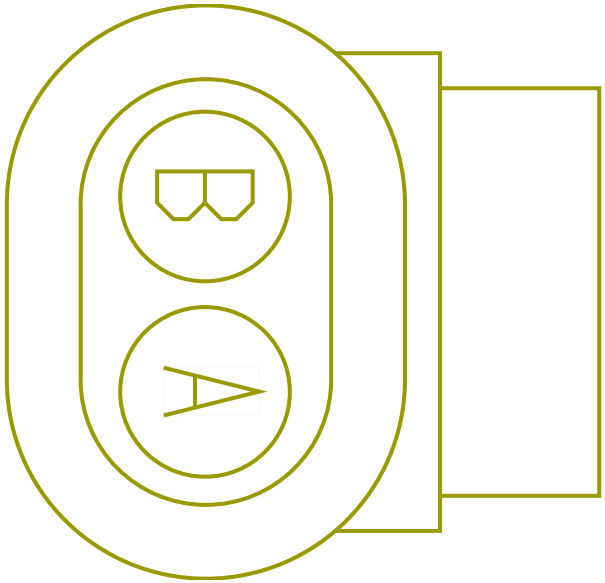

Name	Terminal Part Number	V-Min	Name	Wire Part Number	Wire CSA	Wire Spec	Wire Material description	Wire Color Description	Wire Length	End2 Terminal Part Number	End2 Pin Name	End2 Connect or
A	-	-	M85J	2643680 R1	1.16	16.0	Std. Wall XLPE Primary Cable	GREY	800.0	-	A	8310
B	-	-	M85-GC	2643681 R1	1.16	16.0	Std. Wall XLPE Primary Cable	WHITE	800.0	-	B	8310

Connector Name P03-101_1

Part Number RING-E-3-8_0

Instances LT/RH/LoneStar - X15/A26 - Rear AUTO HVAC (No Idle) W/ Pre-Heat (Bergstrom Heat and Cool w/ Condensation) 2 SWITCHES:Diagram1 - Powers, Grounds & Controls
LT/RH/LoneStar - X15/A26 - Rear HVAC (No Idle) W/ Pre-Heat (Bergstrom Heat and Cool w/ Condensation) 2 SWITCHES Option 1:Diagram1 - Powers, Grounds & Controls
LT/RH/LoneStar - X15/A26 - Rear HVAC (No Idle) W/ Pre-Heat (Bergstrom Heat and Cool w/ Condensation) 2 SWITCHES Option 2:Diagram1 - Powers, Grounds & Controls
LT/RH/LoneStar - X15/A26 - Rear HVAC (No Idle) W/ Pre-Heat (Bergstrom Heat and Cool w/ Condensation) 4 SWITCHES Option 1:Diagram1 - Powers, Grounds & Controls
LT/RH/LoneStar - X15/A26 - Rear HVAC (No Idle) W/ Pre-Heat (Bergstrom Heat and Cool w/ Condensation) 4 SWITCHES Option 2:Diagram1 - Powers, Grounds & Controls
LT/RH/LoneStar - X15/A26 - Rear Manual HVAC (No Idle) W/ Pre-Heat (Bergstrom Heat and Cool w/ Condensation) 2 SWITCHES:Diagram1 - Powers, Grounds & Controls
LT/RH/LoneStar A26/X15 - No-Idle HVAC (Espar Airtronic, Berstrom AC, Front Auto Control head):Diagram1 - Powers, Grounds & Controls
LT/RH/LoneStar A26/X15 - No-Idle HVAC (Espar Airtronic, Berstrom AC, Front Manual Control head:Diagram1 - Powers, Grounds & Controls



Mates CP-NO_IDLE_CUBE_FUSE-6002- 11-01B

Name	Terminal Part Number	V-Min	Name	Wire Part Number	Wire CSA	Wire Spec	Wire Material description	Wire Color Description	Wire Length	End2 Terminal Part Number	End2 Pin Name	End2 Connector
A	-	-	B(+)	2643701 R1	7.48	8.0	Std. Wall XLPE Primary Cable	RED	2250.0	-	-	-
A	-	-	B(+)	2643701 R1	7.48	8.0	Std. Wall XLPE Primary Cable	RED	2250.0	-	X	-

Connector Name	P04-100A
Part Number	RING-M-6_0
Instances	LT/RH/LoneStar - X15/A26 - Rear AUTO HVAC (No Idle) W/ Pre-Heat (Bergstrom Heat and Cool w/ Condensation) 2 SWITCHES:Diagram1 - Powers, Grounds & Controls LT/RH/LoneStar - X15/A26 - Rear Manual HVAC (No Idle) W/ Pre-Heat (Bergstrom Heat and Cool w/ Condensation) 2 SWITCHES:Diagram1 - Powers, Grounds & Controls LT/RH/LoneStar A26/X15 - No-Idle HVAC (Espar Airtronic, Berstrom AC, Front Auto Control head):Diagram1 - Powers, Grounds & Controls LT/RH/LoneStar A26/X15 - No-Idle HVAC (Espar Airtronic, Berstrom AC, Front Manual Control head:Diagram1 - Powers, Grounds & Controls
Mates	MODU-BERG_NO-IDLE-6002-01- 02 Bergstrom Aux HVAC



Name	Terminal Part Number	V-Min	Name	Wire Part Number	Wire CSA	Wire Spec	Wire Material description	Wire Color Description	Wire Length	End2 Terminal Part Number	End2 Pin Name	End2 Connect or
A	-	-	B(+)	2643701 R1	7.48	8.0	Std. Wall XLPE Primary Cable	RED	2250.0	-	A	P04-101

Connector Name	P04-100
Part Number	3756780C1
Instances	LT/RH/LoneStar - X15/A26 - Rear AUTO HVAC (No Idle) W/ Pre-Heat (Bergstrom Heat and Cool w/ Condensation) 2 SWITCHES:Diagram1 - Powers, Grounds & Controls LT/RH/LoneStar - X15/A26 - Rear Manual HVAC (No Idle) W/ Pre-Heat (Bergstrom Heat and Cool w/ Condensation) 2 SWITCHES:Diagram1 - Powers, Grounds & Controls LT/RH/LoneStar A26/X15 - No-Idle HVAC (Espar Airtronic, Berstrom AC, Front Auto Control head):Diagram1 - Powers, Grounds & Controls LT/RH/LoneStar A26/X15 - No-Idle HVAC (Espar Airtronic, Berstrom AC, Front Manual Control head:Diagram1 - Powers, Grounds & Controls
Mates	MODU-BERG_NO-IDLE-6002-01- 02 Bergstrom Aux HVAC

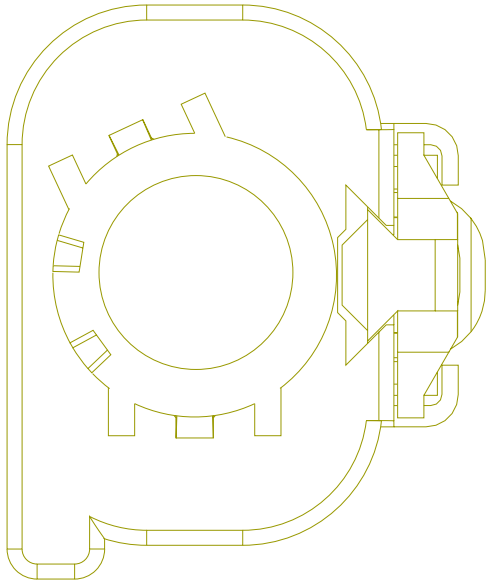

Name	Terminal Part Number	V-Min	Name	Wire Part Number	Wire CSA	Wire Spec	Wire Material description	Wire Color Description	Wire Length	End2 Terminal Part Number	End2 Pin Name	End2 Connect or
1	-	-	B(-)	2643789 R1	7.48	8.0	Std. Wall XLPE Primary Cable	WHITE	2250.0	-	A	J3
1	-	-	B(-)	2643789 R1	7.48	8.0	Std. Wall XLPE Primary Cable	WHITE	2250.0	-	-	-

Connector Name P04-101

Part Number RING-E-3-8_0

Instances LT/RH/LoneStar - X15/A26 - Rear AUTO HVAC (No Idle) W/ Pre-Heat (Bergstrom Heat and Cool w/ Condensation) 2 SWITCHES:Diagram1 - Powers, Grounds & Controls
LT/RH/LoneStar - X15/A26 - Rear HVAC (No Idle) W/ Pre-Heat (Bergstrom Heat and Cool w/ Condensation) 2 SWITCHES Option 1:Diagram1 - Powers, Grounds & Controls
LT/RH/LoneStar - X15/A26 - Rear HVAC (No Idle) W/ Pre-Heat (Bergstrom Heat and Cool w/ Condensation) 2 SWITCHES Option 2:Diagram1 - Powers, Grounds & Controls
LT/RH/LoneStar - X15/A26 - Rear HVAC (No Idle) W/ Pre-Heat (Bergstrom Heat and Cool w/ Condensation) 4 SWITCHES Option 1:Diagram1 - Powers, Grounds & Controls
LT/RH/LoneStar - X15/A26 - Rear HVAC (No Idle) W/ Pre-Heat (Bergstrom Heat and Cool w/ Condensation) 4 SWITCHES Option 2:Diagram1 - Powers, Grounds & Controls
LT/RH/LoneStar - X15/A26 - Rear Manual HVAC (No Idle) W/ Pre-Heat (Bergstrom Heat and Cool w/ Condensation) 2 SWITCHES:Diagram1 - Powers, Grounds & Controls
LT/RH/LoneStar A26/X15 - No-Idle HVAC (Espar Airtronic, Berstrom AC, Front Auto Control head):Diagram1 - Powers, Grounds & Controls
LT/RH/LoneStar A26/X15 - No-Idle HVAC (Espar Airtronic, Berstrom AC, Front Manual Control head:Diagram1 - Powers, Grounds & Controls



Mates CP-NO_IDLE_CUBE_FUSE-6002- 11-01A

Name	Terminal Part Number	V-Min	Name	Wire Part Number	Wire CSA	Wire Spec	Wire Material description	Wire Color Description	Wire Length	End2 Terminal Part Number	End2 Pin Name	End2 Connector
A	-	-	B(+)	2643701 R1	7.48	8.0	Std. Wall XLPE Primary Cable	RED	2250.0	-	A	P04-100A
A	-	-	B(+)	2643701 R1	7.48	8.0	Std. Wall XLPE Primary Cable	RED	2250.0	-	-	-

Name	Terminal Part Number	V-Min	Name	Wire Part Number	Wire CSA	Wire Spec	Wire Material description	Wire Color Description	Wire Length	End2 Terminal Part Number	End2 Pin Name	End2 Connect or
A	-	-	B(+)	2643701 R1	7.48	8.0	Std. Wall XLPE Primary Cable	RED	2250.0	-	A	100A

Connector Name	P05-8450B
Part Number	587568C91
Instances	LoneStar - X15 - Crank Inhibit with Hood Switch - with New BODY CONTROL MODULE Pin:Diagram2 LoneStar - X15 - Hood Switch:Diagram1
Mates	SW-HOOD-5058-03-01A

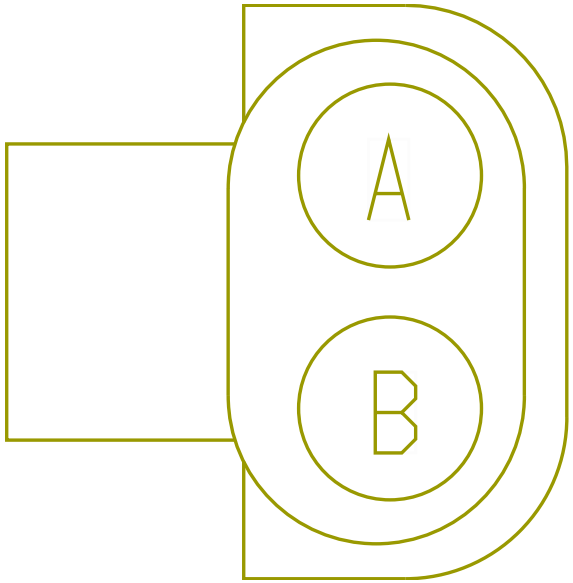

Name	Terminal Part Number	V-Min	Name	Wire Part Number	Wire CSA	Wire Spec	Wire Material description	Wire Color Description	Wire Length	End2 Terminal Part Number	End2 Pin Name	End2 Connect or
A	-	-	U97H	2643718 R1	0.79	18.0	Std. Wall XLPE Primary Cable	VIOLET	1040.0	-	A	8450A
B	-	-	U97J	2643718 R1	0.79	18.0	Std. Wall XLPE Primary Cable	VIOLET	1040.0	-	B	8450A

Connector Name	P06-8311
Part Number	1661778C1
Instances	LoneStar - X15 - City Horn W/ 4PIN CLK W/O RKA:Diagram1-Combination1 LoneStar - X15 - City Horn W/ 4PIN CLK W/RKA:Diagram1-Combination1 LoneStar - X15 - City Horn W/ 10PIN CLK W/RKA:Diagram1-Combination1 LoneStar - X15 - City Horn W/ 10PIN CLK W/O RKA:Diagram1-Combination1
Mates	HORN-CITYHORN-1005-01-01A

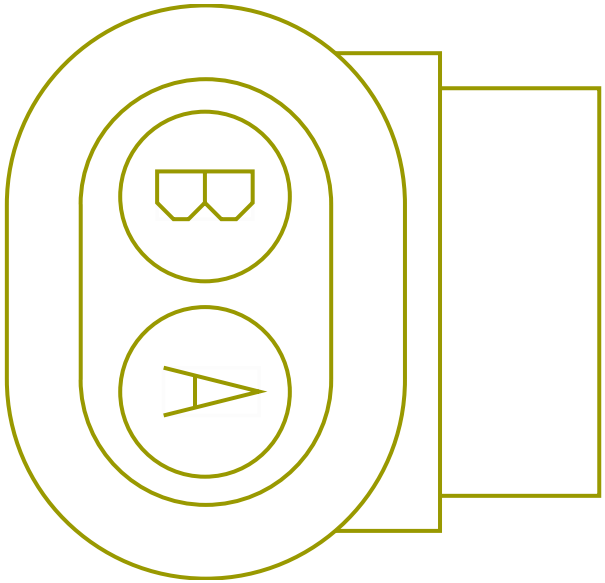

Name	Terminal Part Number	V-Min	Name	Wire Part Number	Wire CSA	Wire Spec	Wire Material description	Wire Color Description	Wire Length	End2 Terminal Part Number	End2 Pin Name	End2 Connect or
A	-	-	M85J	2643680 R1	1.16	16.0	Std. Wall XLPE Primary Cable	GREY	800.0	-	A	8310
B	-	-	M85-GC	2643681 R1	1.16	16.0	Std. Wall XLPE Primary Cable	WHITE	800.0	-	B	8310

Connector Name	P30-LS 5157
Part Number	3668886C1
Instances	LoneStar - X15/A26 - Front Fog Lamps:Diagram1
Mates	LT-LH_FOG_FRT-1012-03-08A

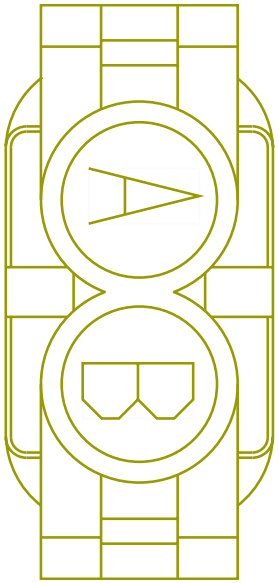

Name	Terminal Part Number	V-Min	Name	Wire Part Number	Wire CSA	Wire Spec	Wire Material description	Wire Color Description	Wire Length	End2 Terminal Part Number	End2 Pin Name	End2 Connect or
A	-	-	S64A	2643684 R1	1.16	16.0	Std. Wall XLPE Primary Cable	YELLOW 2	1081.0	-	1	8203
B	-	-	S64-GA	2643681 R1	1.16	16.0	Std. Wall XLPE Primary Cable	WHITE	1081.0	-	2	8203

Connector Name	P30-LS-5156
Part Number	3668886C1
Instances	LoneStar - X15/A26 - Front Fog Lamps:Diagram1
Mates	LT-RH_FOG_FRT-1012-03-08A

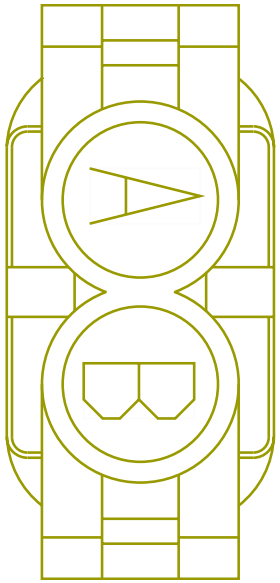

Name	Terminal Part Number	V-Min	Name	Wire Part Number	Wire CSA	Wire Spec	Wire Material description	Wire Color Description	Wire Length	End2 Terminal Part Number	End2 Pin Name	End2 Connect or
A	-	-	S64B	2643684 R1	1.16	16.0	Std. Wall XLPE Primary Cable	YELLOW 2	2043.0	-	3	8203
B	-	-	S64-GB	2643681 R1	1.16	16.0	Std. Wall XLPE Primary Cable	WHITE	2043.0	-	4	8203

Connector Name P34 DUPA-9305B

Part Number 1671610C1

Instances LT/RH A26 - Back-Up Alarm (Manual) and UltraShift+:Diagram3
LT/RH A26 - Back-Up Alarm (Manual) and UltraShift+:Diagram7
LT/RH/LoneStar X15 - Back-Up Alarm (Manual) and UltraShift +:Diagram3

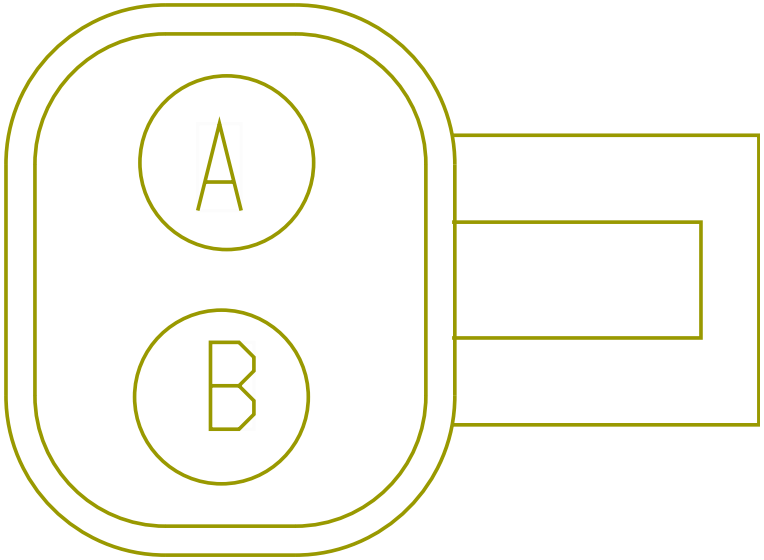

Name	Terminal Part Number	V-Min	Name	Wire Part Number	Wire CSA	Wire Spec	Wire Material description	Wire Color Description	Wire Length	End2 Terminal Part Number	End2 Pin Name	End2 Connect or
A	-	-	71BD	2643690 R1	1.91	14.0	Std. Wall XLPE Primary Cable	ORANGE	1350.0	-	-	-
B	-	-	10-GC	2643787 R1	3.01	12.0	Std. Wall XLPE Primary Cable	WHITE	1250.0	-	-	-

Connector Name	P34-9305B
Part Number	1671610C1
Instances	LT/RH A26 - Back-Up Alarm (Manual) and UltraShift+:Diagram4 LT/RH A26 - Back-Up Alarm (Manual) and UltraShift+:Diagram8 LT/RH/LoneStar X15 - Back-Up Alarm (Manual) and UltraShift +:Diagram4
Mates	ALRM-REVERSE-3009-01-01A

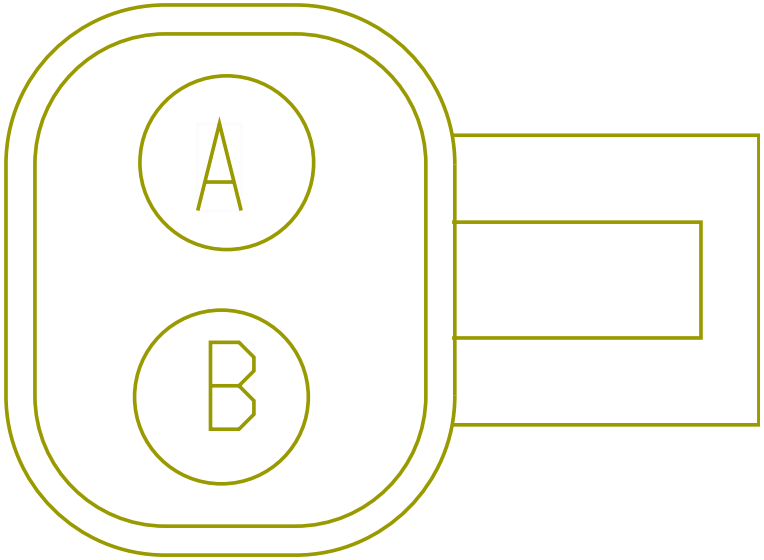

Name	Terminal Part Number	V-Min	Name	Wire Part Number	Wire CSA	Wire Spec	Wire Material description	Wire Color Description	Wire Length	End2 Terminal Part Number	End2 Pin Name	End2 Connect or
A	-	-	71BD	2643690 R1	1.91	14.0	Std. Wall XLPE Primary Cable	ORANGE	1350.0	-	X	-
B	-	-	10-GC	2643787 R1	3.01	12.0	Std. Wall XLPE Primary Cable	WHITE	1250.0	-	X	-

Connector Name	P40-100D
Part Number	RING-E-5-16_0
Instances	LT/RH/LoneStar - X15/A26 - DC/AC Inverter (1200W W/switch control):Diagram1 LT/RH/LoneStar - X15/A26 - DC/AC Inverter (1800W):Diagram1
Mates	DC_AC_Inverter-2042-02-01



Name	Terminal Part Number	V-Min	Name	Wire Part Number	Wire CSA	Wire Spec	Wire Material description	Wire Color Description	Wire Length	End2 Terminal Part Number	End2 Pin Name	End2 Connect or
A	-	-	N14G	2645938 R1	49.99	0.0	SGX NFLEX 125	BLACK	2850.0	-	-	-

Connector Name	P40-101D
Part Number	RING-E-5-16_0
Instances	LT/RH/LoneStar - X15/A26 - DC/AC Inverter (1200W W/switch control):Diagram1 LT/RH/LoneStar - X15/A26 - DC/AC Inverter (1800W):Diagram1
Mates	DC_AC_Inverter-2042-02-01



Name	Terminal Part Number	V-Min	Name	Wire Part Number	Wire CSA	Wire Spec	Wire Material description	Wire Color Description	Wire Length	End2 Terminal Part Number	End2 Pin Name	End2 Connect or
A	-	-	N14A	2645961 R1	49.99	0.0	SGR 125	RED	625.0	-	1	101C

Connector Name	P40-102C
Part Number	3877760C1
Instances	LT/RH/LoneStar - X15/A26 - DC/AC Inverter (1200W W/switch control):Diagram1 LT/RH/LoneStar - X15/A26 - DC/AC Inverter (1800W):Diagram1
Mates	DC_AC_Inverter-2042-02-01

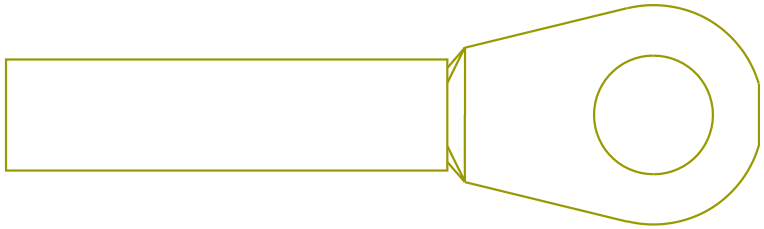

Name	Terminal Part Number	V-Min	Name	Wire Part Number	Wire CSA	Wire Spec	Wire Material description	Wire Color Description	Wire Length	End2 Terminal Part Number	End2 Pin Name	End2 Connect or
A	-	-	N10G	2643789 R1	7.48	8.0	Std. Wall XLPE Primary Cable	WHITE	580.0	-	-	-

Connector Name	RS 5162
Part Number	3612305C1
Short Description	HEADLIGHT T/S HARNESS CONNECTOR
Instances	LoneStar - X15/A26 - Marker Lights (Halogen):Diagram1 RH - X15/A26 - Directional Signal (Turn) W/ HEADLIGHTS:Diagram1 RH - X15/A26 - Headlights Halogen N/INT N/LOWW:Diagram1 RH - X15/A26 - Headlights Halogen N/INT W/LOWW:Diagram1 RH - X15/A26 - Headlights Halogen W/INT N/LOWW:Diagram1 RH - X15/A26 - Headlights Halogen W/INT W/LOWW:Diagram1
Mates	8003



Name	Terminal Part Number	V-Min	Name	Wire Part Number	Wire CSA	Wire Spec	Wire Material description	Wire Color Description	Wire Length	End2 Terminal Part Number	End2 Pin Name	End2 Connect or
1	-	-	U52A	2643693 R1	1.91	14.0	Std. Wall XLPE Primary Cable	YELLOW 2	1835.0	-	-	-
2	-	-	U11-GA	2643689 R1	1.91	14.0	Std. Wall XLPE Primary Cable	WHITE	1485.0	-	2	LF 5162
3	-	-	U53A	2643693 R1	1.91	14.0	Std. Wall XLPE Primary Cable	YELLOW 2	1835.0	-	1	8002R
3	-	-	U53A	2643693 R1	1.91	14.0	Std. Wall XLPE Primary Cable	YELLOW 2	1835.0	-	-	-

Name	Terminal Part Number	V-Min	Name	Wire Part Number	Wire CSA	Wire Spec	Wire Material description	Wire Color Description	Wire Length	End2 Terminal Part Number	End2 Pin Name	End2 Connector
4	-	-	U56	3510318 R1	1.16	16.0	Thin Wall XLPE Primary Cable	ORANGE	2080.0	-	-	-
5	-	-	U58A	2643679 R1	1.16	16.0	Std. Wall XLPE Primary Cable	BROWN	1435.0	-	-	-

Connector Name	R01-5906E
Part Number	6111844C1
Instances	LoneStar - X15 - Antilock Brake System (ABS) - Wabco 4 Channel Implementation:Diagram4 LoneStar - X15 - Antilock Brake System - Wabco ABS 6 Channel Implementation:Diagram1 LT/RH - X15/A26 - Antilock Brake System (ABS) - Wabco 4 Channel Implementation:Diagram4 LT/RH - X15/A26 - Antilock Brake System - Wabco ABS 6 Channel Implementation:Diagram1
Mates	SNSR-WS-3003-02-04C-R01-95 06E

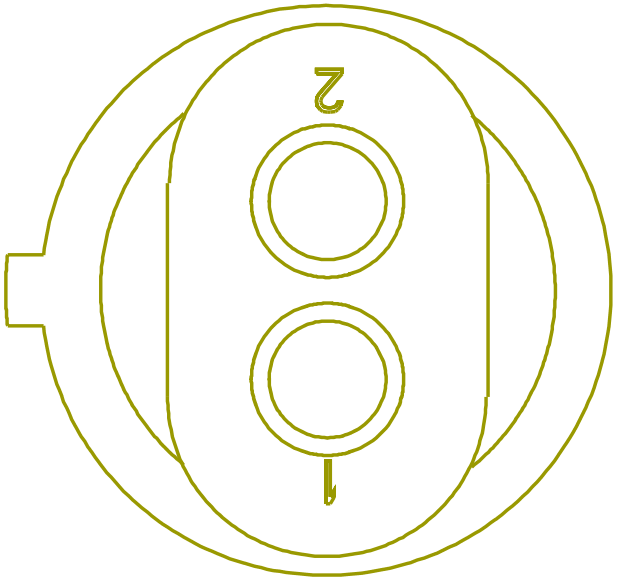

Name	Terminal Part Number	V-Min	Name	Wire Part Number	Wire CSA	Wire Spec	Wire Material description	Wire Color Description	Wire Length	End2 Terminal Part Number	End2 Pin Name	End2 Connect or
1	-	-	SS94MD	3510311 R1	0.79	18.0	Thin Wall XLPE Primary Cable	GREY	2520.0	-	16	9800M
1	-	-	UJ94BRA	3510311 R1	0.79	18.0	Thin Wall XLPE Primary Cable	GREY	1510.0	-	X	-
2	-	-	SS94ME	3510311 R1	0.79	18.0	Thin Wall XLPE Primary Cable	GREY	2520.0	-	17	9800M
2	-	-	UJ94BQA	3510311 R1	0.79	18.0	Thin Wall XLPE Primary Cable	GREY	1890.0	-	X	-

Connector Name R01-8994A

Part Number 4197454C1

Instances Tire Pressure Monitoring (TPMS)(LDL Technology):Combination1

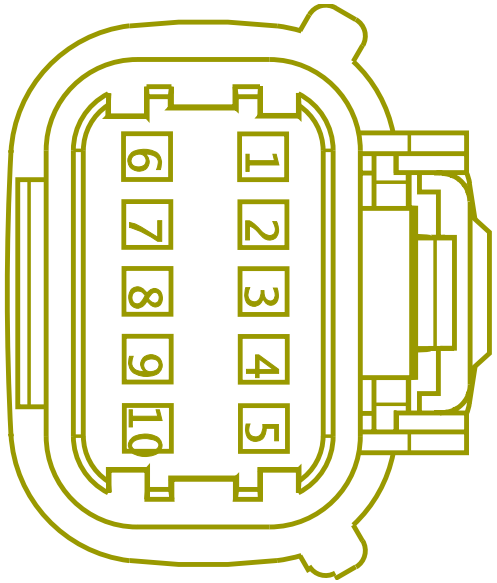

Name	Terminal Part Number	V-Min	Name	Wire Part Number	Wire CSA	Wire Spec	Wire Material description	Wire Color Description	Wire Length	End2 Terminal Part Number	End2 Pin Name	End2 Connect or
7	-	-	WJ22AB	3510323 R1	0.79	18.0	Thin Wall XLPE Primary Cable	PINK	1433.0	-	11	9800M
9	-	-	WJ22-GAA	3510359 R1	0.79	18.0	Thin Wall XLPE Primary Cable	WHITE	1433.0	-	12	9800M

Connector Name R01-8994B

Part Number 4197454C1

Instances Tire Pressure Monitoring (TPMS)(LDL Technology):Combination2

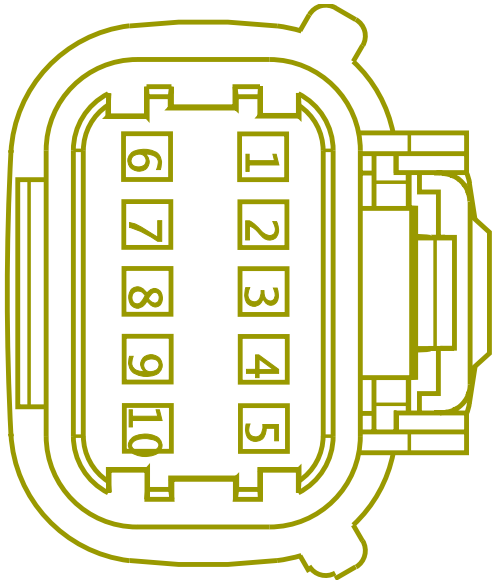

Name	Terminal Part Number	V-Min	Name	Wire Part Number	Wire CSA	Wire Spec	Wire Material description	Wire Color Description	Wire Length	End2 Terminal Part Number	End2 Pin Name	End2 Connect or
7	-	-	WK22AB	3510323 R1	0.79	18.0	Thin Wall XLPE Primary Cable	PINK	2312.0	-	11	9800M
9	-	-	WK22-GAA	3510359 R1	0.79	18.0	Thin Wall XLPE Primary Cable	WHITE	2312.0	-	12	9800M

Connector Name	R01-8994C
Part Number	4197454C1
Instances	Tire Pressure Monitoring (TPMS)(LDL Technology):Combination3
Mates	DEV-TPMS_REPEATER-01

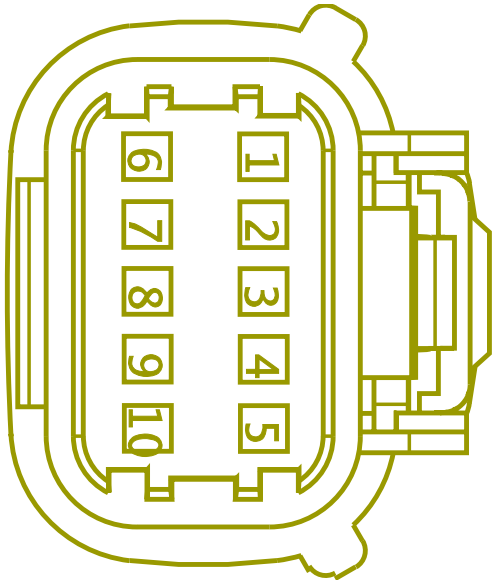

Name	Terminal Part Number	V-Min	Name	Wire Part Number	Wire CSA	Wire Spec	Wire Material description	Wire Color Description	Wire Length	End2 Terminal Part Number	End2 Pin Name	End2 Connect or
7	-	-	WL22AB	3510323 R1	0.79	18.0	Thin Wall XLPE Primary Cable	PINK	2079.0	-	11	9800M
9	-	-	WL22-GAA	3510359 R1	0.79	18.0	Thin Wall XLPE Primary Cable	WHITE	2076.0	-	12	9800M

Connector Name	R01-9303A-RL04/05/06
Part Number	3612305C1
Instances	LT/RH - X15/A26 - License Plate Light (Tail Light Single Assy.) Option 1:Diagram2 LT/RH - X15/A26 - License Plate Light (Tail Light Single Assy.)Option 2:Diagram2 LT/RH A26 - Back-Up Alarm (Manual) (W/ Tail Light Bar Assy):Diagram2 LT/RH A26 - Back-Up Alarm (Manual) (W/ Tail Light Bar Assy):Diagram4 LT/RH/LoneStar - X15/A26 - Back-Up Alarm (Automatic) (W/ Tail Light Bar Assy):Diagram2 LT/RH/LoneStar - X15/A26 - License Plate Light (Tail Light Single Assy.) Option 1:Diagram2 LT/RH/LoneStar - X15/A26 - License Plate Light (Tail Light Single Assy.) Option 2:Diagram1-Combination2 LT/RH/LoneStar X15 - Back-Up Alarm (Manual) (W/ Tail Light Bar Assy):Diagram2
Mates	DEV-TAILBOARD-1020-02-06



Name	Terminal Part Number	V-Min	Name	Wire Part Number	Wire CSA	Wire Spec	Wire Material description	Wire Color Description	Wire Length	End2 Terminal Part Number	End2 Pin Name	End2 Connector
1	-	-	SA71BA	3510320 R1	3.01	12.0	Thin Wall XLPE Primary Cable	ORANGE	3820.0	-	1	9800M
4	-	-	SA68A	2643688 R1	1.91	14.0	Std. Wall XLPE Primary Cable	BROWN	3820.0	-	4	9800M
5	-	-	SA10-G	3510362 R1	3.01	12.0	Thin Wall XLPE Primary Cable	WHITE	3820.0	-	5	9800M

Connector Name	R01-9303A
Part Number	3612305C1
Instances	LT/RH X15 - Backup Light (Reverse Light) Allison TC10:Diagram2 LT/RH X15 - Backup Light (Single Reverse Light) Allison TC10:Diagram2 LT/RH X15 - Backup Light (Single Reverse Light) Endurant:Diagram2 LT/RH X15 - Backup Lights (Reverse Light) Eaton/Manual Trans:Diagram2 LT/RH X15 - Backup Lights (Reverse Lights) Eaton/Manual Trans:Diagram2 LT/RH X15 - Backup Lights (Single Reverse Light) Eaton/Manual Trans:Diagram2 LT/RH - A26 - Back-Up Alarm (Manual) W/ Tailboard:Diagram2 LT/RH - A26 - Backup Lights (Single Reverse Light) Eaton/ Manual Trans-Option 1:Diagram2 - 6x4 LT/RH/LoneStar - X15/A26 - Rear Lights Stop - Single Assembly Option 1:Diagram2 LT/RH/LoneStar - X15/A26 - Rear Lights Stop - Single Assembly Option 2:Diagram2 LT/RH/LoneStar X15 - Backup Light (Single Reverse Light) Endurant:Diagram2 LT/RH/LoneStar X15 - Backup Light (Single Reverse Light) W/ Allison TC10:Diagram2 LT/RH/LoneStar X15 - Backup Light Endurant:Diagram2 LT/RH/LoneStar X15 - Backup Lights (Single Reverse Light) Eaton/Manual Trans:Diagram2



Name	Terminal Part Number	V-Min	Name	Wire Part Number	Wire CSA	Wire Spec	Wire Material description	Wire Color Description	Wire Length	End2 Terminal Part Number	End2 Pin Name	End2 Connect or
1	-	-	SA71BA	3510320 R1	3.01	12.0	Thin Wall XLPE Primary Cable	ORANGE	3820.0	-	1	R01_9800M
1	-	-	SA71BA	3510320 R1	3.01	12.0	Thin Wall XLPE Primary Cable	ORANGE	3820.0	-	1	9800M

Name	Terminal Part Number	V-Min	Name	Wire Part Number	Wire CSA	Wire Spec	Wire Material description	Wire Color Description	Wire Length	End2 Terminal Part Number	End2 Pin Name	End2 Connect or
2	-	-	SA56A	2643690 R1	1.91	14.0	Std. Wall XLPE Primary Cable	ORANGE	3820.0	-	2	9800M
3	-	-	SA57A	2643690 R1	1.91	14.0	Std. Wall XLPE Primary Cable	ORANGE	3820.0	-	3	9800M
5	-	-	SA10-G	3510362 R1	3.01	12.0	Thin Wall XLPE Primary Cable	WHITE	3820.0	-	5	R01_9800M
5	-	-	SA10-G	3510362 R1	3.01	12.0	Thin Wall XLPE Primary Cable	WHITE	3820.0	-	5	9800M
5	-	-	SA10-G	3510362 R1	3.01	12.0	Thin Wall XLPE Primary Cable	WHITE	3820.0	-	2	9800M

Connector Name	R01-9303K
Part Number	3612305C1
Instances	LT/RH X15 - Backup Light (Dual Reverse Light) Allison-TC10:Diagram1 LT/RH X15 - Backup Light (Dual Reverse LT) Procosion/ Endurant:Diagram1 LT/RH X15 - Backup Lights (Dual Reverse Light) Eaton/Manual Trans:Diagram1 LT/RH - X15/A26 - License Plate Light (Dual LED Lamp Tail Light) Option 1:Diagram1 LT/RH - X15/A26 - License Plate Light (Dual LED Lamp Tail Light) Option 2:Diagram1 LT/RH/LoneStar - X15/A26 - Rear Lights Stop - Dual Assembly:Diagram1
Mates	LT-LS_TAIL_ASSY-1002-01-08



Name	Terminal Part Number	V-Min	Name	Wire Part Number	Wire CSA	Wire Spec	Wire Material description	Wire Color Description	Wire Length	End2 Terminal Part Number	End2 Pin Name	End2 Connector
1	-	-	VJ71BE	3510320 R1	3.01	12.0	Thin Wall XLPE Primary Cable	ORANGE	550.0	-	X	-
2	-	-	VG56A	2643690 R1	1.91	14.0	Std. Wall XLPE Primary Cable	ORANGE	4220.0	-	2	9800M
2	-	-	VL56AA	2643690 R1	1.91	14.0	Std. Wall XLPE Primary Cable	ORANGE	4220.0	-	2	9800M
4	-	-	VL68ACA	2643688 R1	1.91	14.0	Std. Wall XLPE Primary Cable	BROWN	600.0	-	X	-

Name	Terminal Part Number	V-Min	Name	Wire Part Number	Wire CSA	Wire Spec	Wire Material description	Wire Color Description	Wire Length	End2 Terminal Part Number	End2 Pin Name	End2 Connect or
4	-	-	VG68AC	2643688 R1	1.91	14.0	Std. Wall XLPE Primary Cable	BROWN	600.0	-	X	-
5	-	-	VJ10-GE	3510362 R1	3.01	12.0	Thin Wall XLPE Primary Cable	WHITE	650.0	-	X	-
5	-	-	VH10-GE	3510362 R1	3.01	12.0	Thin Wall XLPE Primary Cable	WHITE	650.0	-	X	-

Connector Name	R01-9303L
Part Number	3612305C1
Instances	LT/RH X15 - Backup Light (Dual Reverse Light) Allison-TC10:Diagram1 LT/RH X15 - Backup Light (Dual Reverse LT) Procosion/ Endurant:Diagram1 LT/RH X15 - Backup Lights (Dual Reverse Light) Eaton/Manual Trans:Diagram1 LT/RH - X15/A26 - License Plate Light (Dual LED Lamp Tail Light) Option 1:Diagram1 LT/RH - X15/A26 - License Plate Light (Dual LED Lamp Tail Light) Option 2:Diagram1 LT/RH/LoneStar - X15/A26 - Rear Lights Stop - Dual Assembly:Diagram1
Mates	LT-RS_TAIL_ASSY-1002-01-08



Name	Terminal Part Number	V-Min	Name	Wire Part Number	Wire CSA	Wire Spec	Wire Material description	Wire Color Description	Wire Length	End2 Terminal Part Number	End2 Pin Name	End2 Connector
1	-	-	VJ71BG	3510320 R1	3.01	12.0	Thin Wall XLPE Primary Cable	ORANGE	700.0	-	X	-
3	-	-	VG57A	2643690 R1	1.91	14.0	Std. Wall XLPE Primary Cable	ORANGE	4570.0	-	3	9800M
3	-	-	VL57AA	2643690 R1	1.91	14.0	Std. Wall XLPE Primary Cable	ORANGE	4570.0	-	3	9800M
4	-	-	VL68ADA	2643688 R1	1.91	14.0	Std. Wall XLPE Primary Cable	BROWN	650.0	-	X	-

Name	Terminal Part Number	V-Min	Name	Wire Part Number	Wire CSA	Wire Spec	Wire Material description	Wire Color Description	Wire Length	End2 Terminal Part Number	End2 Pin Name	End2 Connector
4	-	-	VG68AD	2643688 R1	1.91	14.0	Std. Wall XLPE Primary Cable	BROWN	650.0	-	X	-
5	-	-	VJ10-GG	3510362 R1	3.01	12.0	Thin Wall XLPE Primary Cable	WHITE	600.0	-	X	-
5	-	-	VH10-GG	3510362 R1	3.01	12.0	Thin Wall XLPE Primary Cable	WHITE	600.0	-	X	-

Connector Name	R01-9303M
Part Number	3612305C1
Instances	LT/RH X15 - Backup Light (Dual Reverse Light) Allison-TC10:Diagram2 LT/RH X15 - Backup Light (Dual Reverse LT) Procosion/ Endurant:Diagram2 LT/RH X15 - Backup Lights (Dual Reverse Light) Eaton/Manual Trans:Diagram2 LT/RH - X15/A26 - License Plate Light (Dual LED Lamp Tail Light) Option 1:Diagram2 LT/RH - X15/A26 - License Plate Light (Dual LED Lamp Tail Light) Option 2:Diagram2 LT/RH/LoneStar - X15/A26 - Rear Lights Stop - Dual Assembly:Diagram2



Name	Terminal Part Number	V-Min	Name	Wire Part Number	Wire CSA	Wire Spec	Wire Material description	Wire Color Description	Wire Length	End2 Terminal Part Number	End2 Pin Name	End2 Connector
1	-	-	VK71BC	3510320 R1	3.01	12.0	Thin Wall XLPE Primary Cable	ORANGE	550.0	-	X	-
2	-	-	VE56A	2643690 R1	1.91	14.0	Std. Wall XLPE Primary Cable	ORANGE	3520.0	-	2	9800M
4	-	-	VE68AB	2643688 R1	1.91	14.0	Std. Wall XLPE Primary Cable	BROWN	600.0	-	X	-
5	-	-	VK10-GC	3510362 R1	3.01	12.0	Thin Wall XLPE Primary Cable	WHITE	650.0	-	X	-

Name	Terminal Part Number	V-Min	Name	Wire Part Number	Wire CSA	Wire Spec	Wire Material description	Wire Color Description	Wire Length	End2 Terminal Part Number	End2 Pin Name	End2 Connect or
5	-	-	VF10-GC	3510362 R1	3.01	12.0	Thin Wall XLPE Primary Cable	WHITE	650.0	-	X	-

Connector Name	R01-9303N
Part Number	3612305C1
Instances	LT/RH X15 - Backup Light (Dual Reverse Light) Allison-TC10:Diagram2 LT/RH X15 - Backup Light (Dual Reverse LT) Procosion/ Endurant:Diagram2 LT/RH X15 - Backup Lights (Dual Reverse Light) Eaton/Manual Trans:Diagram2 LT/RH - X15/A26 - License Plate Light (Dual LED Lamp Tail Light) Option 1:Diagram2 LT/RH - X15/A26 - License Plate Light (Dual LED Lamp Tail Light) Option 2:Diagram2 LT/RH/LoneStar - X15/A26 - Rear Lights Stop - Dual Assembly:Diagram2



Name	Terminal Part Number	V-Min	Name	Wire Part Number	Wire CSA	Wire Spec	Wire Material description	Wire Color Description	Wire Length	End2 Terminal Part Number	End2 Pin Name	End2 Connector
1	-	-	VK71BD	3510320 R1	3.01	12.0	Thin Wall XLPE Primary Cable	ORANGE	700.0	-	X	-
3	-	-	VE57A	2643690 R1	1.91	14.0	Std. Wall XLPE Primary Cable	ORANGE	3870.0	-	3	9800M
4	-	-	VE68AA	2643688 R1	1.91	14.0	Std. Wall XLPE Primary Cable	BROWN	650.0	-	X	-
5	-	-	VK10-GB	3510362 R1	3.01	12.0	Thin Wall XLPE Primary Cable	WHITE	600.0	-	X	-

Name	Terminal Part Number	V-Min	Name	Wire Part Number	Wire CSA	Wire Spec	Wire Material description	Wire Color Description	Wire Length	End2 Terminal Part Number	End2 Pin Name	End2 Connector
5	-	-	VF10-GB	3510362 R1	3.01	12.0	Thin Wall XLPE Primary Cable	WHITE	600.0	-	X	-

Connector Name	R01-9303-RL04/05/06
Part Number	3612305C1
Instances	LT/RH - X15/A26 - License Plate Light (Tail Light Single Assy.) Option 1:Diagram1 LT/RH - X15/A26 - License Plate Light (Tail Light Single Assy.)Option 2:Diagram1 LT/RH A26 - Back-Up Alarm (Manual) (W/ Tail Light Bar Assy):Diagram1 LT/RH A26 - Back-Up Alarm (Manual) (W/ Tail Light Bar Assy):Diagram3 LT/RH/LoneStar - X15/A26 - Back-Up Alarm (Automatic) (W/ Tail Light Bar Assy):Diagram1 LT/RH/LoneStar - X15/A26 - License Plate Light (Tail Light Single Assy.) Option 1:Diagram1 LT/RH/LoneStar - X15/A26 - License Plate Light (Tail Light Single Assy.) Option 2:Diagram1-Combination1 LT/RH/LoneStar X15 - Back-Up Alarm (Manual) (W/ Tail Light Bar Assy):Diagram1
Mates	DEV-TAILBOARD-1020-02-06



Name	Terminal Part Number	V-Min	Name	Wire Part Number	Wire CSA	Wire Spec	Wire Material description	Wire Color Description	Wire Length	End2 Terminal Part Number	End2 Pin Name	End2 Connector
1	-	-	RA71BA	3510320 R1	3.01	12.0	Thin Wall XLPE Primary Cable	ORANGE	3120.0	-	1	9800M
4	-	-	RA68A	2643688 R1	1.91	14.0	Std. Wall XLPE Primary Cable	BROWN	3120.0	-	4	9800M
5	-	-	RA10-G	3510362 R1	3.01	12.0	Thin Wall XLPE Primary Cable	WHITE	3120.0	-	5	9800M

Connector Name	R01-9303
Part Number	3612305C1
Instances	LT/RH X15 - Backup Light (Reverse Light) Allison TC10:Diagram1 LT/RH X15 - Backup Light (Single Reverse Light) Allison TC10:Diagram1 LT/RH X15 - Backup Light (Single Reverse Light) Endurant:Diagram1 LT/RH X15 - Backup Lights (Reverse Light) Eaton/Manual Trans:Diagram1 LT/RH X15 - Backup Lights (Reverse Lights) Eaton/Manual Trans:Diagram1 LT/RH X15 - Backup Lights (Single Reverse Light) Eaton/Manual Trans:Diagram1 LT/RH - A26 - Back-Up Alarm (Manual) W/ Tailboard:Diagram1 LT/RH - A26 - Backup Light (Reverse Light) Allison/ZF Trans:Diagram1 LT/RH - A26 - Backup Light (Single Reverse Light) Procision, Endurant:Diagram1 LT/RH - A26 - Backup Light (Single Reverse Light) W/ Allison:Diagram1 LT/RH - A26 - Backup Light (Single Reverse Light)Yukon AMT:Diagram1 LT/RH - A26 - Backup Lights (Reverse Light) Eaton/Manual Trans:Diagram1 LT/RH - A26 - Backup Lights (Single Reverse Light) Eaton/ Manual Trans-Option 1:Diagram1 - 4x2 LT/RH - A26 - Backup Lights (Single Reverse Light) Eaton/ Manual Trans-Option2:Diagram1 LT/RH/LoneStar - X15/A26 - Rear Lights Stop - Single Assembly Option 1:Diagram1 LT/RH/LoneStar - X15/A26 - Rear Lights Stop - Single Assembly Option 2:Diagram1 LT/RH/LoneStar X15 - Backup Light (Single Reverse Light) Endurant:Diagram1 LT/RH/LoneStar X15 - Backup Light (Single Reverse Light) W/ Allison TC10:Diagram1 LT/RH/LoneStar X15 - Backup Light Endurant:Diagram1 LT/RH/LoneStar X15 - Backup Lights (Single Reverse Light) Eaton/Manual Trans:Diagram1
Mates	DEV-Tail_Light_Assembly-01



Name	Terminal Part Number	V-Min	Name	Wire Part Number	Wire CSA	Wire Spec	Wire Material description	Wire Color Description	Wire Length	End2 Terminal Part Number	End2 Pin Name	End2 Connect or
1	-	-	RA71BA	3510320 R1	3.01	12.0	Thin Wall XLPE Primary Cable	ORANGE	3120.0	-	1	R01_9800M
1	-	-	RA71BA	3510320 R1	3.01	12.0	Thin Wall XLPE Primary Cable	ORANGE	3120.0	-	1	9800M
2	-	-	RA56A	2643690 R1	1.91	14.0	Std. Wall XLPE Primary Cable	ORANGE	3120.0	-	2	9800M
3	-	-	RA57A	2643690 R1	1.91	14.0	Std. Wall XLPE Primary Cable	ORANGE	3120.0	-	3	9800M
5	-	-	RA10-G	3510362 R1	3.01	12.0	Thin Wall XLPE Primary Cable	WHITE	3120.0	-	5	R01_9800M
5	-	-	RA10-G	3510362 R1	3.01	12.0	Thin Wall XLPE Primary Cable	WHITE	3120.0	-	5	9800M

Connector Name R01-9305B

Part Number 1671610C1

Instances LT/RH A26 - Back-Up Alarm (Manual) and UltraShift+:Diagram1
LT/RH A26 - Back-Up Alarm (Manual) and UltraShift+:Diagram5
LT/RH/LoneStar X15 - Back-Up Alarm (Manual) and UltraShift +:Diagram1

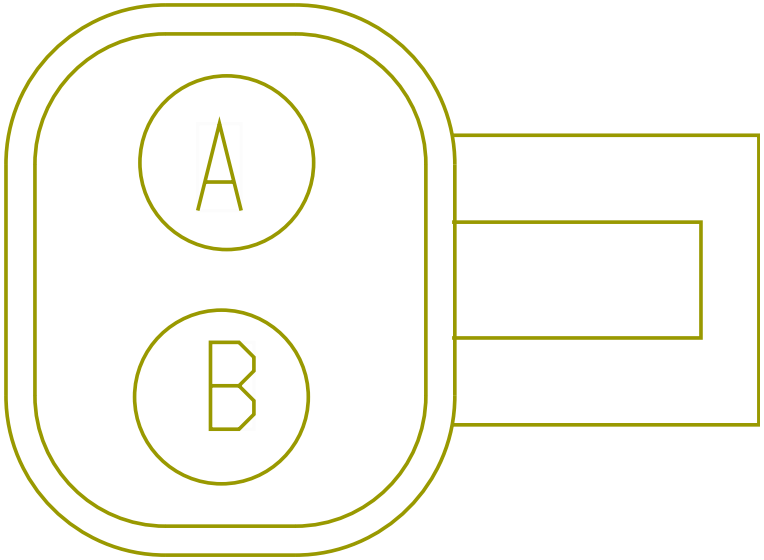

Name	Terminal Part Number	V-Min	Name	Wire Part Number	Wire CSA	Wire Spec	Wire Material description	Wire Color Description	Wire Length	End2 Terminal Part Number	End2 Pin Name	End2 Connect or
A	-	-	VH71BF	2643755 R1	3.01	12.0	Std. Wall XLPE Primary Cable	ORANGE	400.0	-	X	-
B	-	-	VH10-GF	3510362 R1	3.01	12.0	Thin Wall XLPE Primary Cable	WHITE	325.0	-	X	-

Connector Name R01-9305C

Part Number 1671610C1

Instances LT/RH A26 - Back-Up Alarm (Manual) and UltraShift+:Diagram2
LT/RH A26 - Back-Up Alarm (Manual) and UltraShift+:Diagram6
LT/RH/LoneStar X15 - Back-Up Alarm (Manual) and UltraShift +:Diagram2

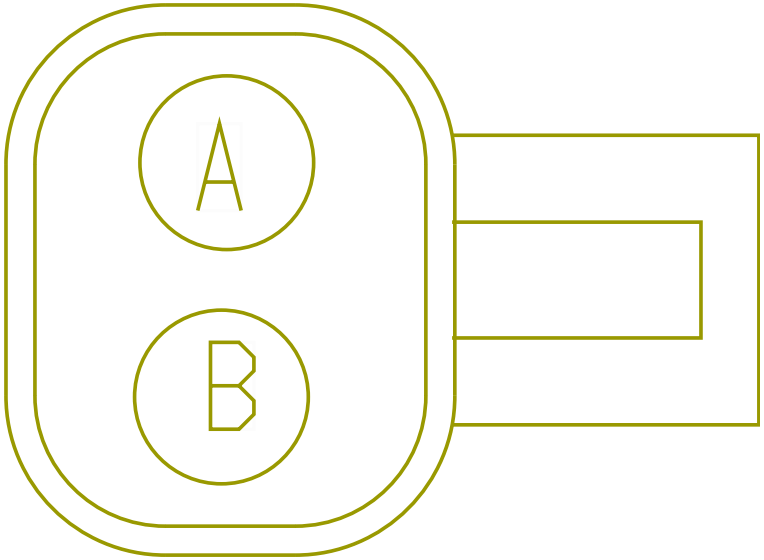

Name	Terminal Part Number	V-Min	Name	Wire Part Number	Wire CSA	Wire Spec	Wire Material description	Wire Color Description	Wire Length	End2 Terminal Part Number	End2 Pin Name	End2 Connect or
A	-	-	VF71BB	3510320 R1	3.01	12.0	Thin Wall XLPE Primary Cable	ORANGE	425.0	-	X	-
B	-	-	VF10-GD	3510362 R1	3.01	12.0	Thin Wall XLPE Primary Cable	WHITE	325.0	-	X	-

Connector Name	R01-9501D DA/AA
Part Number	3757487C1
Instances	LoneStar - X15 - Antilock Brake System (ABS) [Bendix 6 Channel Implementation]:Diagram1 LoneStar - X15 - Antilock Brake System (ABS) [Bendix 6 Channel Implementation]:Diagram2 LoneStar - X15 - Antilock Brake System (ABS)-BENDIX 4 Channel Implemenation:Diagram2 LoneStar - X15 - Antilock Brake System (ABS)-BENDIX 4 Channel Implemenation:Diagram3 LT/RH - X15/A26 - Antilock Brake System (ABS) BENDIX 4 Channel Implemenation:Diagram2 LT/RH - X15/A26 - Antilock Brake System (ABS) BENDIX 4 Channel Implemenation:Diagram3 LT/RH - X15/A26 - Antilock Brake System (ABS) Bendix 6 Channel Implementation:Diagram1 LT/RH - X15/A26 - Antilock Brake System (ABS) Bendix 6 Channel Implementation:Diagram2
Mates	SNSR-WS-3003-01-04D-9501D

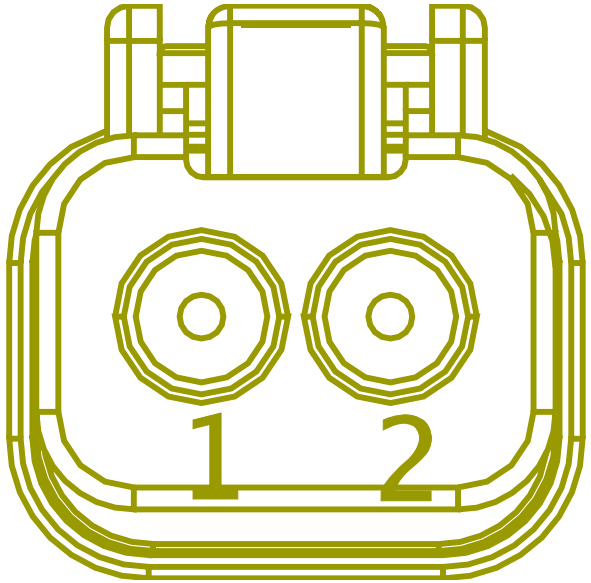

Name	Terminal Part Number	V-Min	Name	Wire Part Number	Wire CSA	Wire Spec	Wire Material description	Wire Color Description	Wire Length	End2 Terminal Part Number	End2 Pin Name	End2 Connector
1	-	-	TF94BR	2643680 R1	1.16	16.0	Std. Wall XLPE Primary Cable	GREY	2670.0	-	5	9516M
1	-	-	UP94BR	2643680 R1	1.16	16.0	Std. Wall XLPE Primary Cable	GREY	2670.0	-	5	9516M
1	-	-	SB94BE	2643680 R1	1.16	16.0	Std. Wall XLPE Primary Cable	GREY	2720.0	-	17	9800M
1	-	-	SD94BE	2643680 R1	1.16	16.0	Std. Wall XLPE Primary Cable	GREY	2720.0	-	17	9800M

Name	Terminal Part Number	V-Min	Name	Wire Part Number	Wire CSA	Wire Spec	Wire Material description	Wire Color Description	Wire Length	End2 Terminal Part Number	End2 Pin Name	End2 Connect or
2	-	-	TF94BQ	2643680 R1	1.16	16.0	Std. Wall XLPE Primary Cable	GREY	2670.0	-	4	9516M
2	-	-	UP94BQ	2643680 R1	1.16	16.0	Std. Wall XLPE Primary Cable	GREY	2670.0	-	4	9516M
2	-	-	SB94BD	2643680 R1	1.16	16.0	Std. Wall XLPE Primary Cable	GREY	2720.0	-	16	9800M
2	-	-	SD94BD	2643680 R1	1.16	16.0	Std. Wall XLPE Primary Cable	GREY	2720.0	-	16	9800M

Connector Name	R01-9501 DA
Part Number	3757487C1
Instances	LoneStar - X15 - Antilock Brake System (ABS)-BENDIX 4 Channel Implemenation:Diagram1 LT/RH - X15/A26 - Antilock Brake System (ABS) BENDIX 4 Channel Implemenation:Diagram1

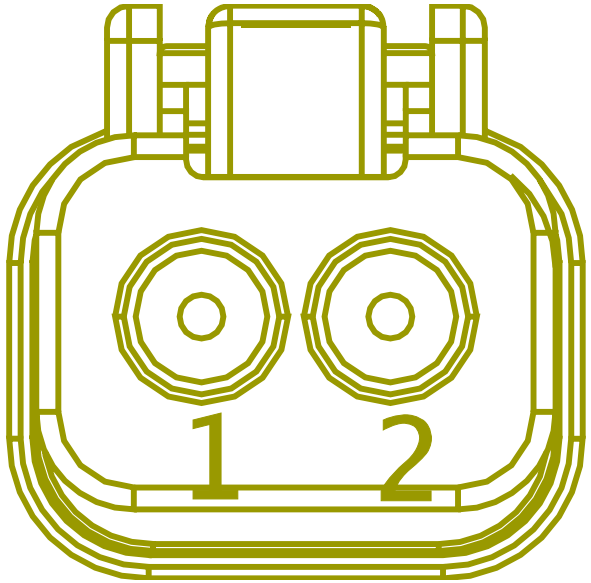

Name	Terminal Part Number	V-Min	Name	Wire Part Number	Wire CSA	Wire Spec	Wire Material description	Wire Color Description	Wire Length	End2 Terminal Part Number	End2 Pin Name	End2 Connect or
1	-	-	RB94BE	2643680 R1	1.16	16.0	Std. Wall XLPE Primary Cable	GREY	1535.0	-	17	9800M
2	-	-	RB94BD	2643680 R1	1.16	16.0	Std. Wall XLPE Primary Cable	GREY	1535.0	-	16	9800M

Connector Name R01-9502A DA

Part Number 1686834C1

Instances LoneStar - X15 - Antilock Brake System (ABS) [Bendix 6 Channel Implementation]:Diagram1
LoneStar - X15 - Antilock Brake System (ABS)-BENDIX 4 Channel Implemenation:Diagram2
LT/RH - X15/A26 - Antilock Brake System (ABS) BENDIX 4 Channel Implemenation:Diagram2
LT/RH - X15/A26 - Antilock Brake System (ABS) Bendix 6 Channel Implementation:Diagram1

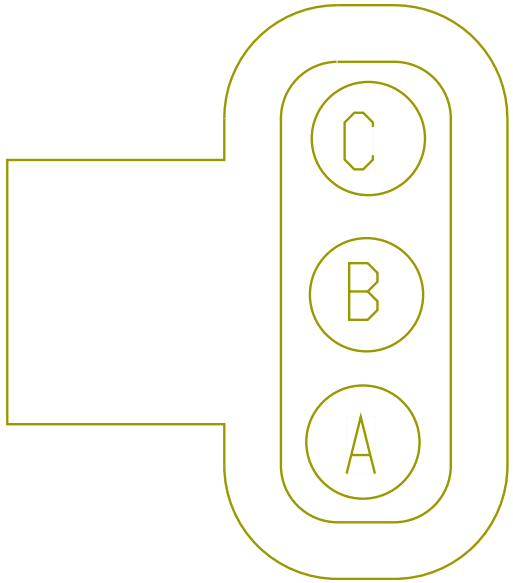

Name	Terminal Part Number	V-Min	Name	Wire Part Number	Wire CSA	Wire Spec	Wire Material description	Wire Color Description	Wire Length	End2 Terminal Part Number	End2 Pin Name	End2 Connector
A	-	-	UP94BA	2643680 R1	1.16	16.0	Std. Wall XLPE Primary Cable	GREY	1585.0	-	13	9800M
A	-	-	SB94BA	2643680 R1	1.16	16.0	Std. Wall XLPE Primary Cable	GREY	1585.0	-	13	9800M
B	-	-	UP94BB	2643680 R1	1.16	16.0	Std. Wall XLPE Primary Cable	GREY	1585.0	-	14	9800M
B	-	-	SB94BB	2643680 R1	1.16	16.0	Std. Wall XLPE Primary Cable	GREY	1585.0	-	14	9800M

Name	Terminal Part Number	V-Min	Name	Wire Part Number	Wire CSA	Wire Spec	Wire Material description	Wire Color Description	Wire Length	End2 Terminal Part Number	End2 Pin Name	End2 Connect or
C	-	-	UP94BC	2643680 R1	1.16	16.0	Std. Wall XLPE Primary Cable	GREY	1585.0	-	15	9800M
C	-	-	SB94BC	2643680 R1	1.16	16.0	Std. Wall XLPE Primary Cable	GREY	1585.0	-	15	9800M

Connector Name R01-9502B DA/AA

Part Number 1686834C1

Instances LoneStar - X15 - Antilock Brake System (ABS) [Bendix 6 Channel Implementation]:Diagram1
LoneStar - X15 - Antilock Brake System (ABS) [Bendix 6 Channel Implementation]:Diagram2
LoneStar - X15 - Antilock Brake System (ABS)-BENDIX 4 Channel Implemenation:Diagram3
LoneStar - X15 - Antilock Brake System (ABS)-BENDIX 4 Channel Implemenation:Diagram4
LT/RH - X15/A26 - Antilock Brake System (ABS) BENDIX 4 Channel Implemenation:Diagram3
LT/RH - X15/A26 - Antilock Brake System (ABS) BENDIX 4 Channel Implemenation:Diagram4
LT/RH - X15/A26 - Antilock Brake System (ABS) Bendix 6 Channel Implementation:Diagram1
LT/RH - X15/A26 - Antilock Brake System (ABS) Bendix 6 Channel Implementation:Diagram2

Mates MDL-ABS-3003-01-04C-9502B

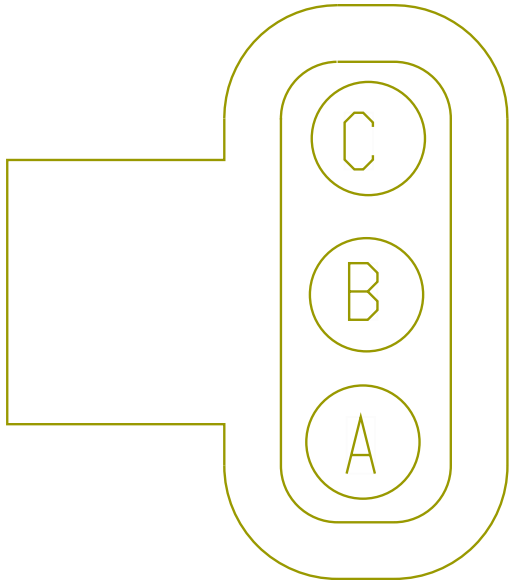

Name	Terminal Part Number	V-Min	Name	Wire Part Number	Wire CSA	Wire Spec	Wire Material description	Wire Color Description	Wire Length	End2 Terminal Part Number	End2 Pin Name	End2 Connect or
A	-	-	UP94BY	2643680 R1	1.16	16.0	Std. Wall XLPE Primary Cable	GREY	2800.0	-	1	9516M
A	-	-	TF94BY	2643680 R1	1.16	16.0	Std. Wall XLPE Primary Cable	GREY	2800.0	-	1	9516M
A	-	-	SD94BA	2643680 R1	1.16	16.0	Std. Wall XLPE Primary Cable	GREY	2850.0	-	13	9800M
A	-	-	SZ94BA	2643680 R1	1.16	16.0	Std. Wall XLPE Primary Cable	GREY	2850.0	-	13	9800M

Name	Terminal Part Number	V-Min	Name	Wire Part Number	Wire CSA	Wire Spec	Wire Material description	Wire Color Description	Wire Length	End2 Terminal Part Number	End2 Pin Name	End2 Connector
B	-	-	TF94BZ	2643680 R1	1.16	16.0	Std. Wall XLPE Primary Cable	GREY	2800.0	-	2	9516M
B	-	-	UP94BZ	2643680 R1	1.16	16.0	Std. Wall XLPE Primary Cable	GREY	2800.0	-	2	9516M
B	-	-	SZ94BB	2643680 R1	1.16	16.0	Std. Wall XLPE Primary Cable	GREY	2850.0	-	14	9800M
B	-	-	SD94BB	2643680 R1	1.16	16.0	Std. Wall XLPE Primary Cable	GREY	2850.0	-	14	9800M
C	-	-	UP94BP	2643680 R1	1.16	16.0	Std. Wall XLPE Primary Cable	GREY	2800.0	-	3	9516M
C	-	-	TF94BP	2643680 R1	1.16	16.0	Std. Wall XLPE Primary Cable	GREY	2800.0	-	3	9516M
C	-	-	SD94BC	2643680 R1	1.16	16.0	Std. Wall XLPE Primary Cable	GREY	2850.0	-	15	9800M
C	-	-	SZ94BC	2643680 R1	1.16	16.0	Std. Wall XLPE Primary Cable	GREY	2850.0	-	15	9800M

Connector Name	R01-9502 DA
Part Number	1686834C1
Instances	LoneStar - X15 - Antilock Brake System (ABS)-BENDIX 4 Channel Implemenation:Diagram1 LT/RH - X15/A26 - Antilock Brake System (ABS) BENDIX 4 Channel Implemenation:Diagram1

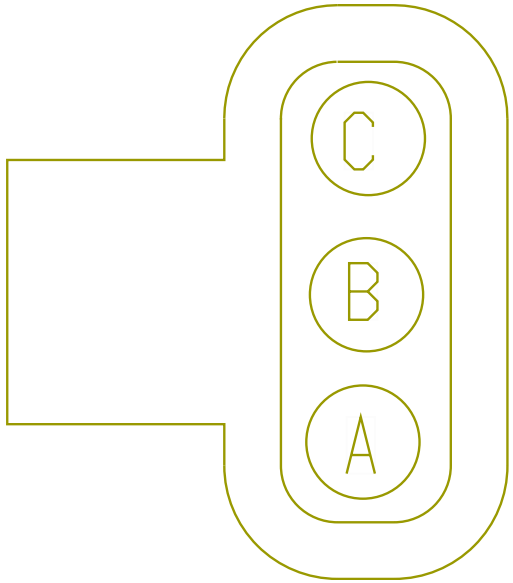

Name	Terminal Part Number	V-Min	Name	Wire Part Number	Wire CSA	Wire Spec	Wire Material description	Wire Color Description	Wire Length	End2 Terminal Part Number	End2 Pin Name	End2 Connect or
A	-	-	RB94BA	2643680 R1	1.16	16.0	Std. Wall XLPE Primary Cable	GREY	1510.0	-	13	9800M
B	-	-	RB94BB	2643680 R1	1.16	16.0	Std. Wall XLPE Primary Cable	GREY	1510.0	-	14	9800M
C	-	-	RB94BC	2643680 R1	1.16	16.0	Std. Wall XLPE Primary Cable	GREY	1510.0	-	15	9800M

Connector Name	R01-9503D DA/AA
Part Number	3757487C1
Instances	LoneStar - X15 - Antilock Brake System (ABS) [Bendix 6 Channel Implementation]:Diagram1 LoneStar - X15 - Antilock Brake System (ABS) [Bendix 6 Channel Implementation]:Diagram2 LoneStar - X15 - Antilock Brake System (ABS)-BENDIX 4 Channel Implemenation:Diagram2 LoneStar - X15 - Antilock Brake System (ABS)-BENDIX 4 Channel Implemenation:Diagram3 LT/RH - X15/A26 - Antilock Brake System (ABS) BENDIX 4 Channel Implemenation:Diagram2 LT/RH - X15/A26 - Antilock Brake System (ABS) BENDIX 4 Channel Implemenation:Diagram3 LT/RH - X15/A26 - Antilock Brake System (ABS) Bendix 6 Channel Implementation:Diagram1 LT/RH - X15/A26 - Antilock Brake System (ABS) Bendix 6 Channel Implementation:Diagram2
Mates	SNSR-WS-3003-01-04A-9503D

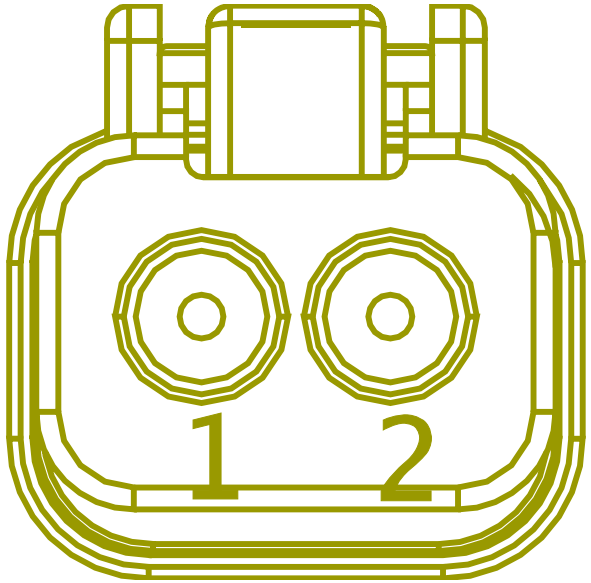

Name	Terminal Part Number	V-Min	Name	Wire Part Number	Wire CSA	Wire Spec	Wire Material description	Wire Color Description	Wire Length	End2 Terminal Part Number	End2 Pin Name	End2 Connector
1	-	-	UP94BW	2643680 R1	1.16	16.0	Std. Wall XLPE Primary Cable	GREY	3245.0	-	10	9516M
1	-	-	TF94BW	2643680 R1	1.16	16.0	Std. Wall XLPE Primary Cable	GREY	3245.0	-	10	9516M
1	-	-	SB94BH	2643680 R1	1.16	16.0	Std. Wall XLPE Primary Cable	GREY	3295.0	-	19	9800M
1	-	-	SD94BH	2643680 R1	1.16	16.0	Std. Wall XLPE Primary Cable	GREY	3295.0	-	19	9800M

Name	Terminal Part Number	V-Min	Name	Wire Part Number	Wire CSA	Wire Spec	Wire Material description	Wire Color Description	Wire Length	End2 Terminal Part Number	End2 Pin Name	End2 Connect or
2	-	-	TF94BV	2643680 R1	1.16	16.0	Std. Wall XLPE Primary Cable	GREY	3245.0	-	9	9516M
2	-	-	UP94BV	2643680 R1	1.16	16.0	Std. Wall XLPE Primary Cable	GREY	3245.0	-	9	9516M
2	-	-	SB94BF	2643680 R1	1.16	16.0	Std. Wall XLPE Primary Cable	GREY	3295.0	-	18	9800M
2	-	-	SD94BF	2643680 R1	1.16	16.0	Std. Wall XLPE Primary Cable	GREY	3295.0	-	18	9800M

Connector Name R01-9503 DA

Part Number 3757487C1

Instances LoneStar - X15 - Antilock Brake System (ABS)-BENDIX 4 Channel Implemenation:Diagram1
LT/RH - X15/A26 - Antilock Brake System (ABS) BENDIX 4 Channel Implemenation:Diagram1

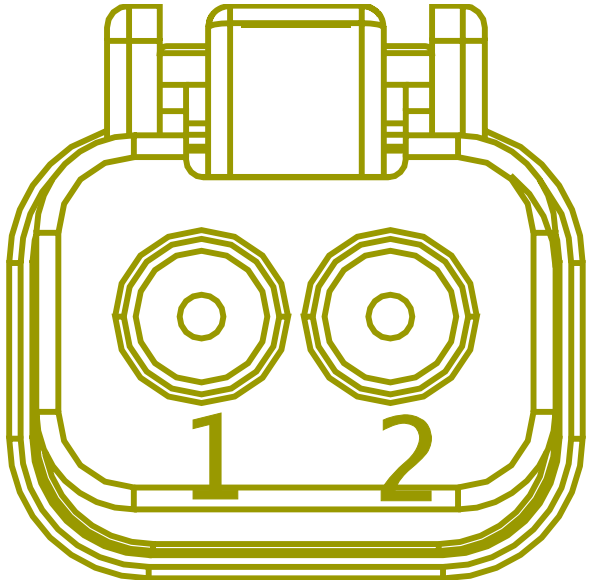

Name	Terminal Part Number	V-Min	Name	Wire Part Number	Wire CSA	Wire Spec	Wire Material description	Wire Color Description	Wire Length	End2 Terminal Part Number	End2 Pin Name	End2 Connect or
1	-	-	RB94BH	2643680 R1	1.16	16.0	Std. Wall XLPE Primary Cable	GREY	2060.0	-	19	9800M
2	-	-	RB94BF	2643680 R1	1.16	16.0	Std. Wall XLPE Primary Cable	GREY	2060.0	-	18	9800M

Connector Name R01-9504A DA/AA

Part Number 1686834C1

Instances LoneStar - X15 - Antilock Brake System (ABS) [Bendix 6 Channel Implementation]:Diagram1
LoneStar - X15 - Antilock Brake System (ABS) [Bendix 6 Channel Implementation]:Diagram2
LoneStar - X15 - Antilock Brake System (ABS)-BENDIX 4 Channel Implemenation:Diagram3
LoneStar - X15 - Antilock Brake System (ABS)-BENDIX 4 Channel Implemenation:Diagram4
LT/RH - X15/A26 - Antilock Brake System (ABS) BENDIX 4 Channel Implemenation:Diagram3
LT/RH - X15/A26 - Antilock Brake System (ABS) BENDIX 4 Channel Implemenation:Diagram4
LT/RH - X15/A26 - Antilock Brake System (ABS) Bendix 6 Channel Implementation:Diagram1
LT/RH - X15/A26 - Antilock Brake System (ABS) Bendix 6 Channel Implementation:Diagram2

Mates MDL-ABS-3003-01-04D-9504A

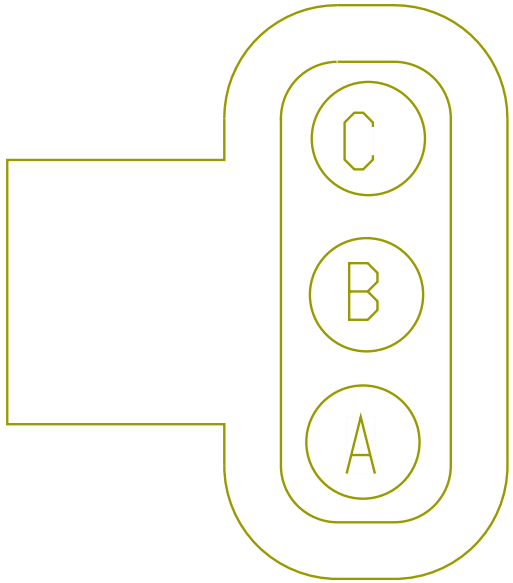

Name	Terminal Part Number	V-Min	Name	Wire Part Number	Wire CSA	Wire Spec	Wire Material description	Wire Color Description	Wire Length	End2 Terminal Part Number	End2 Pin Name	End2 Connector
A	-	-	TF94BS	2643680 R1	1.16	16.0	Std. Wall XLPE Primary Cable	GREY	3420.0	-	6	9516M
A	-	-	UP94BS	2643680 R1	1.16	16.0	Std. Wall XLPE Primary Cable	GREY	3420.0	-	6	9516M
A	-	-	SD94BJ	2643680 R1	1.16	16.0	Std. Wall XLPE Primary Cable	GREY	3470.0	-	20	9800M
A	-	-	SZ94BJ	2643680 R1	1.16	16.0	Std. Wall XLPE Primary Cable	GREY	3470.0	-	20	9800M

Name	Terminal Part Number	V-Min	Name	Wire Part Number	Wire CSA	Wire Spec	Wire Material description	Wire Color Description	Wire Length	End2 Terminal Part Number	End2 Pin Name	End2 Connector
B	-	-	TF94BT	2643680 R1	1.16	16.0	Std. Wall XLPE Primary Cable	GREY	3420.0	-	7	9516M
B	-	-	UP94BT	2643680 R1	1.16	16.0	Std. Wall XLPE Primary Cable	GREY	3420.0	-	7	9516M
B	-	-	SZ94BK	2643680 R1	1.16	16.0	Std. Wall XLPE Primary Cable	GREY	3470.0	-	21	9800M
B	-	-	SD94BK	2643680 R1	1.16	16.0	Std. Wall XLPE Primary Cable	GREY	3470.0	-	21	9800M
C	-	-	UP94BU	2643680 R1	1.16	16.0	Std. Wall XLPE Primary Cable	GREY	3420.0	-	8	9516M
C	-	-	TF94BU	2643680 R1	1.16	16.0	Std. Wall XLPE Primary Cable	GREY	3420.0	-	8	9516M
C	-	-	SD94BL	2643680 R1	1.16	16.0	Std. Wall XLPE Primary Cable	GREY	3470.0	-	22	9800M
C	-	-	SZ94BL	2643680 R1	1.16	16.0	Std. Wall XLPE Primary Cable	GREY	3470.0	-	22	9800M

Connector Name R01-9504B DA

Part Number 1686834C1

Instances LoneStar - X15 - Antilock Brake System (ABS) [Bendix 6 Channel Implementation]:Diagram1
LoneStar - X15 - Antilock Brake System (ABS)-BENDIX 4 Channel Implemenation:Diagram2
LT/RH - X15/A26 - Antilock Brake System (ABS) BENDIX 4 Channel Implemenation:Diagram2
LT/RH - X15/A26 - Antilock Brake System (ABS) Bendix 6 Channel Implementation:Diagram1

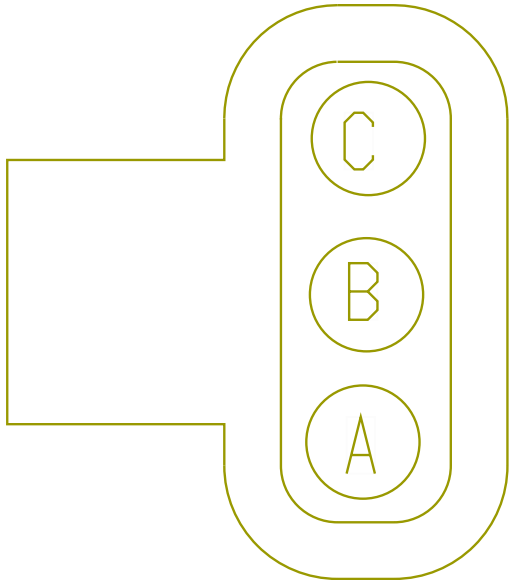

Name	Terminal Part Number	V-Min	Name	Wire Part Number	Wire CSA	Wire Spec	Wire Material description	Wire Color Description	Wire Length	End2 Terminal Part Number	End2 Pin Name	End2 Connect or
A	-	-	UP94BJ	2643680 R1	1.16	16.0	Std. Wall XLPE Primary Cable	GREY	4045.0	-	20	9800M
A	-	-	SB94BJ	2643680 R1	1.16	16.0	Std. Wall XLPE Primary Cable	GREY	4045.0	-	20	9800M
B	-	-	UP94BK	2643680 R1	1.16	16.0	Std. Wall XLPE Primary Cable	GREY	4045.0	-	21	9800M
B	-	-	SB94BK	2643680 R1	1.16	16.0	Std. Wall XLPE Primary Cable	GREY	4045.0	-	21	9800M

Name	Terminal Part Number	V-Min	Name	Wire Part Number	Wire CSA	Wire Spec	Wire Material description	Wire Color Description	Wire Length	End2 Terminal Part Number	End2 Pin Name	End2 Connect or
C	-	-	UP94BL	2643680 R1	1.16	16.0	Std. Wall XLPE Primary Cable	GREY	4045.0	-	22	9800M
C	-	-	SB94BL	2643680 R1	1.16	16.0	Std. Wall XLPE Primary Cable	GREY	4045.0	-	22	9800M

Connector Name R01-9504 DA

Part Number 1686834C1

Instances LoneStar - X15 - Antilock Brake System (ABS)-BENDIX 4 Channel Implemenation:Diagram1
LT/RH - X15/A26 - Antilock Brake System (ABS) BENDIX 4 Channel Implemenation:Diagram1

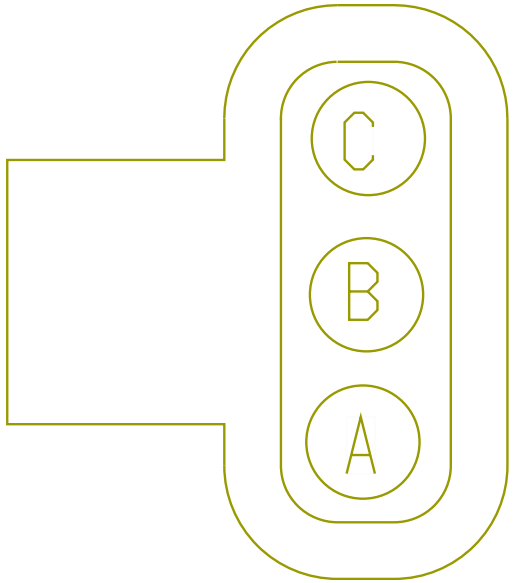

Name	Terminal Part Number	V-Min	Name	Wire Part Number	Wire CSA	Wire Spec	Wire Material description	Wire Color Description	Wire Length	End2 Terminal Part Number	End2 Pin Name	End2 Connect or
A	-	-	RB94BJ	2643680 R1	1.16	16.0	Std. Wall XLPE Primary Cable	GREY	2260.0	-	20	9800M
B	-	-	RB94BK	2643680 R1	1.16	16.0	Std. Wall XLPE Primary Cable	GREY	2260.0	-	21	9800M
C	-	-	RB94BL	2643680 R1	1.16	16.0	Std. Wall XLPE Primary Cable	GREY	2260.0	-	22	9800M

Connector Name	R01-9505A
Part Number	3678796C1
Instances	LT/RH/LoneStar - X15/A26 - Traction Control (Bendix Controller):Diagram2 LT/RH/LoneStar - X15/A26 - Traction Control (Bendix Controller) With ABS Trailer:Diagram2
Mates	SOL-TCV_BENDIX-3033-01-01A

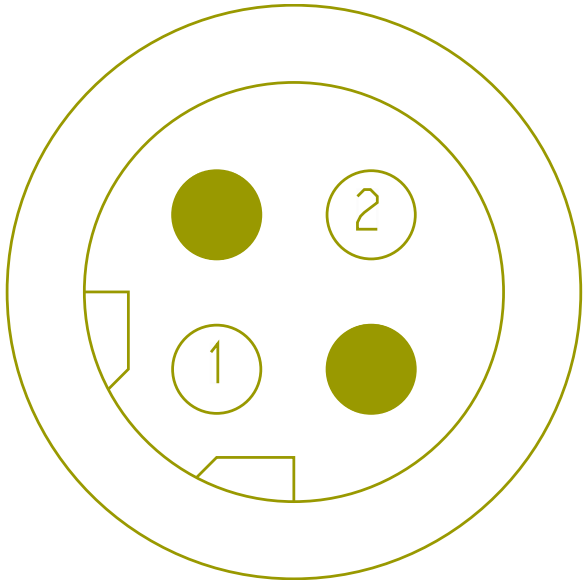

Name	Terminal Part Number	V-Min	Name	Wire Part Number	Wire CSA	Wire Spec	Wire Material description	Wire Color Description	Wire Length	End2 Terminal Part Number	End2 Pin Name	End2 Connect or
1	-	-	SC94BM	2643680 R1	1.16	16.0	Std. Wall XLPE Primary Cable	GREY	2205.0	-	23	9800M
2	-	-	SE94BN	2643680 R1	1.16	16.0	Std. Wall XLPE Primary Cable	GREY	2205.0	-	24	9800M

Connector Name R01-9505

Part Number 3678796C1

Instances LT/RH/LoneStar - X15/A26 - Traction Control (Bendix Controller):Diagram1
LT/RH/LoneStar - X15/A26 - Traction Control (Bendix Controller) With ABS Trailer:Diagram1

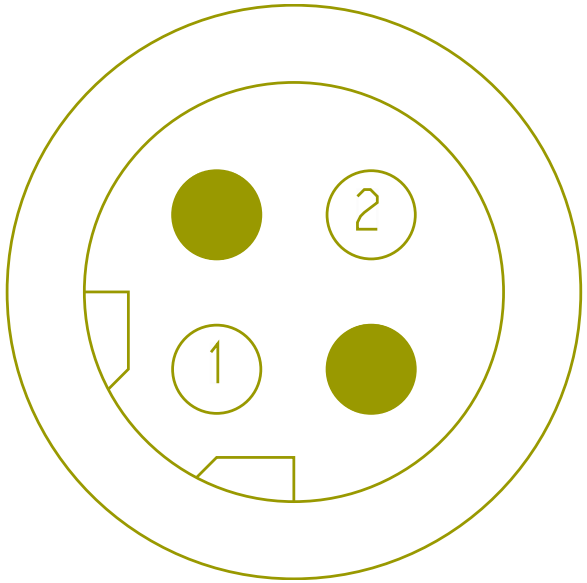

Name	Terminal Part Number	V-Min	Name	Wire Part Number	Wire CSA	Wire Spec	Wire Material description	Wire Color Description	Wire Length	End2 Terminal Part Number	End2 Pin Name	End2 Connect or
1	-	-	RC94BM	2643680 R1	1.16	16.0	Std. Wall XLPE Primary Cable	GREY	1515.0	-	23	9800M
2	-	-	RC94BN	2643680 R1	1.16	16.0	Std. Wall XLPE Primary Cable	GREY	1515.0	-	24	9800M

Connector Name	R01-9506D
Part Number	6111844C1
Instances	LoneStar - X15 - Antilock Brake System (ABS) - Wabco 4 Channel Implementation:Diagram2 LoneStar - X15 - Antilock Brake System (ABS) - Wabco 4 Channel Implementation:Diagram3 LoneStar - X15 - Antilock Brake System - Wabco ABS 6 Channel Implementation:Diagram2 LT/RH - X15/A26 - Antilock Brake System (ABS) - Wabco 4 Channel Implementation:Diagram2 LT/RH - X15/A26 - Antilock Brake System (ABS) - Wabco 4 Channel Implementation:Diagram3 LT/RH - X15/A26 - Antilock Brake System - Wabco ABS 6 Channel Implementation:Diagram2
Mates	SNSR-WS-3003-02-04C-R01-95 06D

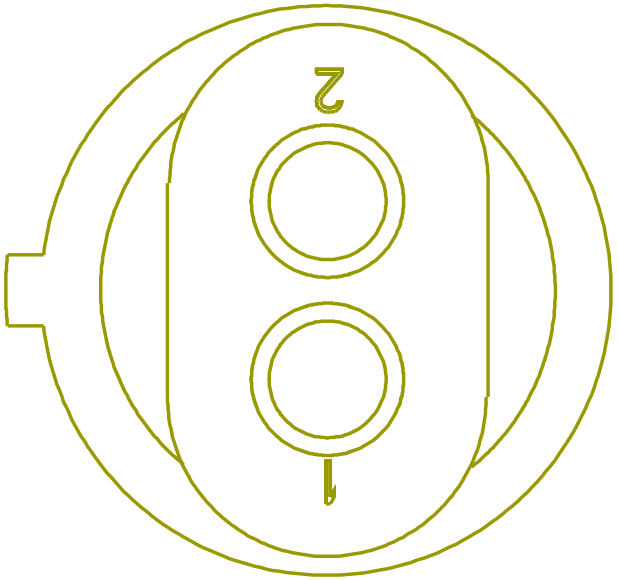

Name	Terminal Part Number	V-Min	Name	Wire Part Number	Wire CSA	Wire Spec	Wire Material description	Wire Color Description	Wire Length	End2 Terminal Part Number	End2 Pin Name	End2 Connector
1	-	-	SR94MD	3510311 R1	0.79	18.0	Thin Wall XLPE Primary Cable	GREY	2520.0	-	16	9800M
1	-	-	VT94MD	3510311 R1	0.79	18.0	Thin Wall XLPE Primary Cable	GREY	2520.0	-	16	9800M
1	-	-	US94BRA	3510311 R1	0.79	18.0	Thin Wall XLPE Primary Cable	GREY	1510.0	-	X	-
2	-	-	VT94ME	3510311 R1	0.79	18.0	Thin Wall XLPE Primary Cable	GREY	2520.0	-	17	9800M

Name	Terminal Part Number	V-Min	Name	Wire Part Number	Wire CSA	Wire Spec	Wire Material description	Wire Color Description	Wire Length	End2 Terminal Part Number	End2 Pin Name	End2 Connect or
2	-	-	SR94ME	3510311 R1	0.79	18.0	Thin Wall XLPE Primary Cable	GREY	2520.0	-	17	9800M
2	-	-	US94BQA	3510311 R1	0.79	18.0	Thin Wall XLPE Primary Cable	GREY	1890.0	-	PIN1	-

Connector Name	R01-9506
Part Number	6111844C1
Instances	LoneStar - X15 - Antilock Brake System (ABS) - Wabco 4 Channel Implementation:Diagram1 LT/RH - X15/A26 - Antilock Brake System (ABS) - Wabco 4 Channel Implementation:Diagram1
Mates	SNSR-WS_DA_LEFT-01

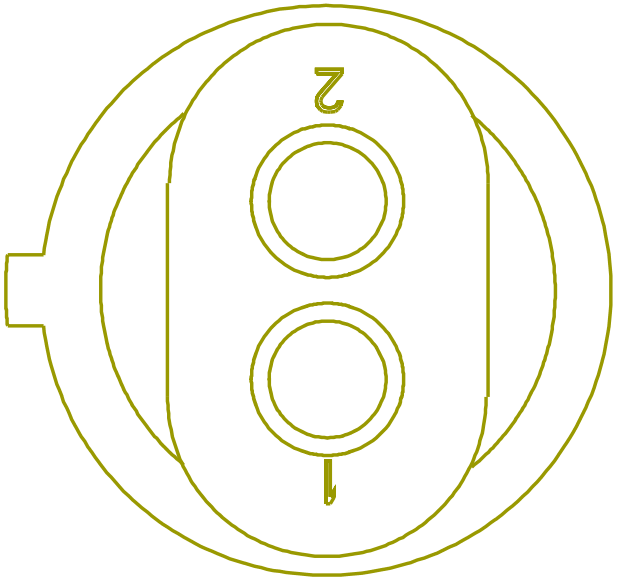

Name	Terminal Part Number	V-Min	Name	Wire Part Number	Wire CSA	Wire Spec	Wire Material description	Wire Color Description	Wire Length	End2 Terminal Part Number	End2 Pin Name	End2 Connect or
1	-	-	ST94MD	3510311 R1	0.79	18.0	Thin Wall XLPE Primary Cable	GREY	1535.0	-	16	9800M
2	-	-	ST94ME	3510311 R1	0.79	18.0	Thin Wall XLPE Primary Cable	GREY	1535.0	-	17	9800M

Connector Name	R01-9507A
Part Number	3919376C1
Instances	LoneStar - X15 - Antilock Brake System (ABS) - Wabco 4 Channel Implementation:Diagram2 LoneStar - X15 - Antilock Brake System - Wabco ABS 6 Channel Implementation:Diagram2 LT/RH - X15/A26 - Antilock Brake System (ABS) - Wabco 4 Channel Implementation:Diagram2 LT/RH - X15/A26 - Antilock Brake System - Wabco ABS 6 Channel Implementation:Diagram2



Name	Terminal Part Number	V-Min	Name	Wire Part Number	Wire CSA	Wire Spec	Wire Material description	Wire Color Description	Wire Length	End2 Terminal Part Number	End2 Pin Name	End2 Connect or
1	-	-	SR94MA	3510311 R1	0.79	18.0	Thin Wall XLPE Primary Cable	GREY	1585.0	-	13	9800M
1	-	-	US94MA	3510311 R1	0.79	18.0	Thin Wall XLPE Primary Cable	GREY	1585.0	-	13	9800M
2	-	-	SR94MB	3510311 R1	0.79	18.0	Thin Wall XLPE Primary Cable	GREY	1585.0	-	14	9800M
2	-	-	US94MB	3510311 R1	0.79	18.0	Thin Wall XLPE Primary Cable	GREY	1585.0	-	14	9800M

Name	Terminal Part Number	V-Min	Name	Wire Part Number	Wire CSA	Wire Spec	Wire Material description	Wire Color Description	Wire Length	End2 Terminal Part Number	End2 Pin Name	End2 Connect or
3	-	-	SR94MC	3510311 R1	0.79	18.0	Thin Wall XLPE Primary Cable	GREY	1585.0	-	15	9800M
3	-	-	US94MC	3510311 R1	0.79	18.0	Thin Wall XLPE Primary Cable	GREY	1585.0	-	15	9800M

Connector Name R01-9507B

Part Number 3919376C1

Instances LoneStar - X15 - Antilock Brake System (ABS) - Wabco 4 Channel Implementation:Diagram3
LoneStar - X15 - Antilock Brake System (ABS) - Wabco 4 Channel Implementation:Diagram4
LoneStar - X15 - Antilock Brake System - Wabco ABS 6 Channel Implementation:Diagram1
LoneStar - X15 - Antilock Brake System - Wabco ABS 6 Channel Implementation:Diagram2
LT/RH - X15/A26 - Antilock Brake System (ABS) - Wabco 4 Channel Implementation:Diagram3
LT/RH - X15/A26 - Antilock Brake System (ABS) - Wabco 4 Channel Implementation:Diagram4
LT/RH - X15/A26 - Antilock Brake System - Wabco ABS 6 Channel Implementation:Diagram1
LT/RH - X15/A26 - Antilock Brake System - Wabco ABS 6 Channel Implementation:Diagram2

Mates MDL-ABS-3003-02-04C-R01-95 07B



Name	Terminal Part Number	V-Min	Name	Wire Part Number	Wire CSA	Wire Spec	Wire Material description	Wire Color Description	Wire Length	End2 Terminal Part Number	End2 Pin Name	End2 Connector
1	-	-	VT94MA	3510311 R1	0.79	18.0	Thin Wall XLPE Primary Cable	GREY	2420.0	-	13	9800M
1	-	-	SS94MA	3510311 R1	0.79	18.0	Thin Wall XLPE Primary Cable	GREY	2420.0	-	13	9800M
1	-	-	UJ94BYA	3510311 R1	0.79	18.0	Thin Wall XLPE Primary Cable	GREY	660.0	-	X	-
1	-	-	US94BYA	3510311 R1	0.79	18.0	Thin Wall XLPE Primary Cable	GREY	660.0	-	X	-

Name	Terminal Part Number	V-Min	Name	Wire Part Number	Wire CSA	Wire Spec	Wire Material description	Wire Color Description	Wire Length	End2 Terminal Part Number	End2 Pin Name	End2 Connector
2	-	-	SS94MB	3510311 R1	0.79	18.0	Thin Wall XLPE Primary Cable	GREY	2420.0	-	14	9800M
2	-	-	VT94MB	3510311 R1	0.79	18.0	Thin Wall XLPE Primary Cable	GREY	2420.0	-	14	9800M
2	-	-	UJ94BZA	3510311 R1	0.79	18.0	Thin Wall XLPE Primary Cable	GREY	500.0	-	X	-
2	-	-	US94BZA	3510311 R1	0.79	18.0	Thin Wall XLPE Primary Cable	GREY	500.0	-	X	-
3	-	-	SS94MC	3510311 R1	0.79	18.0	Thin Wall XLPE Primary Cable	GREY	2420.0	-	15	9800M
3	-	-	VT94MC	3510311 R1	0.79	18.0	Thin Wall XLPE Primary Cable	GREY	2420.0	-	15	9800M
3	-	-	US94BPA	3510311 R1	0.79	18.0	Thin Wall XLPE Primary Cable	GREY	2045.0	-	X	-
3	-	-	UJ94BPA	3510311 R1	0.79	18.0	Thin Wall XLPE Primary Cable	GREY	2045.0	-	PIN1	-

Connector Name	R01-9507
Part Number	3919376C1
Instances	LoneStar - X15 - Antilock Brake System (ABS) - Wabco 4 Channel Implementation:Diagram1 LT/RH - X15/A26 - Antilock Brake System (ABS) - Wabco 4 Channel Implementation:Diagram1
Mates	MDL-ABS_DA_LEFT-01



Name	Terminal Part Number	V-Min	Name	Wire Part Number	Wire CSA	Wire Spec	Wire Material description	Wire Color Description	Wire Length	End2 Terminal Part Number	End2 Pin Name	End2 Connector
1	-	-	ST94MA	3510311 R1	0.79	18.0	Thin Wall XLPE Primary Cable	GREY	1510.0	-	13	9800M
2	-	-	ST94MB	3510311 R1	0.79	18.0	Thin Wall XLPE Primary Cable	GREY	1510.0	-	14	9800M
3	-	-	ST94MC	3510311 R1	0.79	18.0	Thin Wall XLPE Primary Cable	GREY	1510.0	-	15	9800M

Connector Name	R01-9508D
Part Number	6111844C1
Instances	LoneStar - X15 - Antilock Brake System (ABS) - Wabco 4 Channel Implementation:Diagram2 LoneStar - X15 - Antilock Brake System (ABS) - Wabco 4 Channel Implementation:Diagram3 LoneStar - X15 - Antilock Brake System - Wabco ABS 6 Channel Implementation:Diagram2 LT/RH - X15/A26 - Antilock Brake System (ABS) - Wabco 4 Channel Implementation:Diagram2 LT/RH - X15/A26 - Antilock Brake System (ABS) - Wabco 4 Channel Implementation:Diagram3 LT/RH - X15/A26 - Antilock Brake System - Wabco ABS 6 Channel Implementation:Diagram2
Mates	SNSR-WS-3003-02-04D-R01-95 08D

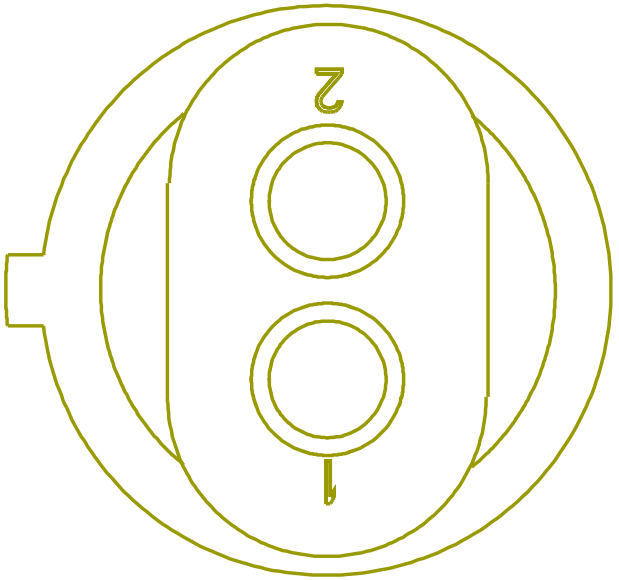

Name	Terminal Part Number	V-Min	Name	Wire Part Number	Wire CSA	Wire Spec	Wire Material description	Wire Color Description	Wire Length	End2 Terminal Part Number	End2 Pin Name	End2 Connector
1	-	-	SR94MH	3510311 R1	0.79	18.0	Thin Wall XLPE Primary Cable	GREY	3095.0	-	19	9800M
1	-	-	VT94MH	3510311 R1	0.79	18.0	Thin Wall XLPE Primary Cable	GREY	3095.0	-	19	9800M
1	-	-	US94BWA	3510311 R1	0.79	18.0	Thin Wall XLPE Primary Cable	GREY	1510.0	-	X	-
2	-	-	VT94MF	3510311 R1	0.79	18.0	Thin Wall XLPE Primary Cable	GREY	3095.0	-	18	9800M

Name	Terminal Part Number	V-Min	Name	Wire Part Number	Wire CSA	Wire Spec	Wire Material description	Wire Color Description	Wire Length	End2 Terminal Part Number	End2 Pin Name	End2 Connect or
2	-	-	SR94MF	3510311 R1	0.79	18.0	Thin Wall XLPE Primary Cable	GREY	3095.0	-	18	9800M
2	-	-	US94BVA	3510311 R1	0.79	18.0	Thin Wall XLPE Primary Cable	GREY	1585.0	-	X	-

Connector Name	R01-9508E
Part Number	6111844C1
Instances	LoneStar - X15 - Antilock Brake System (ABS) - Wabco 4 Channel Implementation:Diagram4 LoneStar - X15 - Antilock Brake System - Wabco ABS 6 Channel Implementation:Diagram1 LT/RH - X15/A26 - Antilock Brake System (ABS) - Wabco 4 Channel Implementation:Diagram4 LT/RH - X15/A26 - Antilock Brake System - Wabco ABS 6 Channel Implementation:Diagram1
Mates	SNSR-WS-3003-02-04D-R01-95 08E

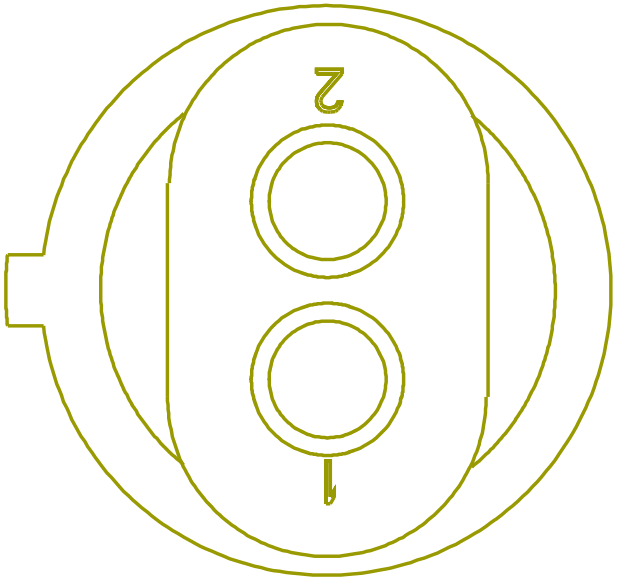

Name	Terminal Part Number	V-Min	Name	Wire Part Number	Wire CSA	Wire Spec	Wire Material description	Wire Color Description	Wire Length	End2 Terminal Part Number	End2 Pin Name	End2 Connect or
1	-	-	SS94MH	3510311 R1	0.79	18.0	Thin Wall XLPE Primary Cable	GREY	3095.0	-	19	9800M
1	-	-	UJ94BWA	3510311 R1	0.79	18.0	Thin Wall XLPE Primary Cable	GREY	1510.0	-	X	-
2	-	-	SS94MF	3510311 R1	0.79	18.0	Thin Wall XLPE Primary Cable	GREY	3095.0	-	18	9800M
2	-	-	UJ94BVA	3510311 R1	0.79	18.0	Thin Wall XLPE Primary Cable	GREY	1585.0	-	X	-

Connector Name	R01-9508
Part Number	6111844C1
Instances	LoneStar - X15 - Antilock Brake System (ABS) - Wabco 4 Channel Implementation:Diagram1 LT/RH - X15/A26 - Antilock Brake System (ABS) - Wabco 4 Channel Implementation:Diagram1
Mates	SNSR-WS_DA_RIGHT-01

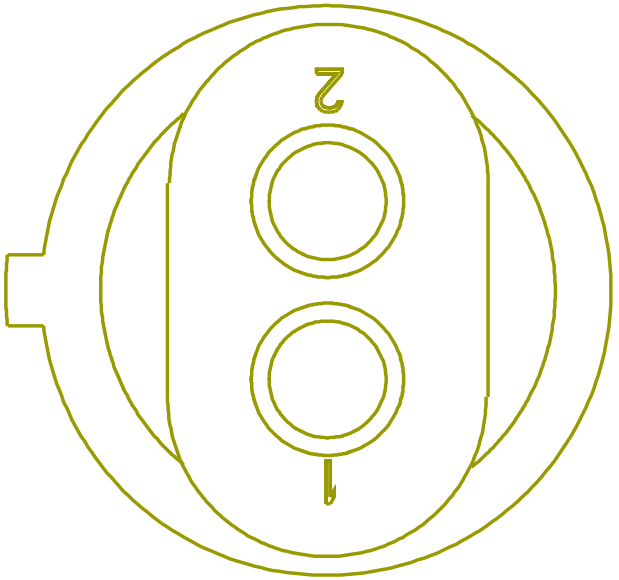

Name	Terminal Part Number	V-Min	Name	Wire Part Number	Wire CSA	Wire Spec	Wire Material description	Wire Color Description	Wire Length	End2 Terminal Part Number	End2 Pin Name	End2 Connect or
1	-	-	ST94MF	3510311 R1	0.79	18.0	Thin Wall XLPE Primary Cable	GREY	2060.0	-	19	9800M
2	-	-	ST94MH	3510311 R1	0.79	18.0	Thin Wall XLPE Primary Cable	GREY	2060.0	-	18	9800M

Connector Name R01-9509A

Part Number 3919376C1

Instances LoneStar - X15 - Antilock Brake System (ABS) - Wabco 4 Channel Implementation:Diagram3
LoneStar - X15 - Antilock Brake System (ABS) - Wabco 4 Channel Implementation:Diagram4
LoneStar - X15 - Antilock Brake System - Wabco ABS 6 Channel Implementation:Diagram1
LoneStar - X15 - Antilock Brake System - Wabco ABS 6 Channel Implementation:Diagram2
LT/RH - X15/A26 - Antilock Brake System (ABS) - Wabco 4 Channel Implementation:Diagram3
LT/RH - X15/A26 - Antilock Brake System (ABS) - Wabco 4 Channel Implementation:Diagram4
LT/RH - X15/A26 - Antilock Brake System - Wabco ABS 6 Channel Implementation:Diagram1
LT/RH - X15/A26 - Antilock Brake System - Wabco ABS 6 Channel Implementation:Diagram2

Mates MDL-ABS-3003-02-04D-9509A



Name	Terminal Part Number	V-Min	Name	Wire Part Number	Wire CSA	Wire Spec	Wire Material description	Wire Color Description	Wire Length	End2 Terminal Part Number	End2 Pin Name	End2 Connector
1	-	-	VT94MJ	3510311 R1	0.79	18.0	Thin Wall XLPE Primary Cable	GREY	3270.0	-	20	9800M
1	-	-	SS94MJ	3510311 R1	0.79	18.0	Thin Wall XLPE Primary Cable	GREY	3270.0	-	20	9800M
1	-	-	UJ94BSA	3510311 R1	0.79	18.0	Thin Wall XLPE Primary Cable	GREY	2200.0	-	PIN1	-
1	-	-	US94BSA	3510311 R1	0.79	18.0	Thin Wall XLPE Primary Cable	GREY	2200.0	-	X	-

Name	Terminal Part Number	V-Min	Name	Wire Part Number	Wire CSA	Wire Spec	Wire Material description	Wire Color Description	Wire Length	End2 Terminal Part Number	End2 Pin Name	End2 Connector
2	-	-	SS94MK	3510311 R1	0.79	18.0	Thin Wall XLPE Primary Cable	GREY	3270.0	-	21	9800M
2	-	-	VT94MK	3510311 R1	0.79	18.0	Thin Wall XLPE Primary Cable	GREY	3270.0	-	21	9800M
2	-	-	UJ94BTA	3510311 R1	0.79	18.0	Thin Wall XLPE Primary Cable	GREY	2120.0	-	X	-
2	-	-	US94BTA	3510311 R1	0.79	18.0	Thin Wall XLPE Primary Cable	GREY	2120.0	-	X	-
3	-	-	VT94ML	3510311 R1	0.79	18.0	Thin Wall XLPE Primary Cable	GREY	3270.0	-	22	9800M
3	-	-	SS94ML	3510311 R1	0.79	18.0	Thin Wall XLPE Primary Cable	GREY	3270.0	-	22	9800M
3	-	-	US94BUA	3510311 R1	0.79	18.0	Thin Wall XLPE Primary Cable	GREY	1860.0	-	X	-
3	-	-	UJ94BUA	3510311 R1	0.79	18.0	Thin Wall XLPE Primary Cable	GREY	1860.0	-	X	-

Connector Name R01-9509B

Part Number 3919376C1

Instances LoneStar - X15 - Antilock Brake System (ABS) - Wabco 4 Channel Implementation:Diagram2
LoneStar - X15 - Antilock Brake System - Wabco ABS 6 Channel Implementation:Diagram2
LT/RH - X15/A26 - Antilock Brake System (ABS) - Wabco 4 Channel Implementation:Diagram2
LT/RH - X15/A26 - Antilock Brake System - Wabco ABS 6 Channel Implementation:Diagram2



Name	Terminal Part Number	V-Min	Name	Wire Part Number	Wire CSA	Wire Spec	Wire Material description	Wire Color Description	Wire Length	End2 Terminal Part Number	End2 Pin Name	End2 Connector
1	-	-	SR94MJ	3510311 R1	0.79	18.0	Thin Wall XLPE Primary Cable	GREY	4045.0	-	20	9800M
1	-	-	US94MJ	3510311 R1	0.79	18.0	Thin Wall XLPE Primary Cable	GREY	4045.0	-	20	9800M
2	-	-	SR94MK	3510311 R1	0.79	18.0	Thin Wall XLPE Primary Cable	GREY	4045.0	-	21	9800M
2	-	-	US94MK	3510311 R1	0.79	18.0	Thin Wall XLPE Primary Cable	GREY	4045.0	-	21	9800M

Name	Terminal Part Number	V-Min	Name	Wire Part Number	Wire CSA	Wire Spec	Wire Material description	Wire Color Description	Wire Length	End2 Terminal Part Number	End2 Pin Name	End2 Connect or
3	-	-	SR94ML	3510311 R1	0.79	18.0	Thin Wall XLPE Primary Cable	GREY	4045.0	-	22	9800M
3	-	-	US94ML	3510311 R1	0.79	18.0	Thin Wall XLPE Primary Cable	GREY	4045.0	-	22	9800M

Connector Name	R01-9509
Part Number	3919376C1
Instances	LoneStar - X15 - Antilock Brake System (ABS) - Wabco 4 Channel Implementation:Diagram1 LT/RH - X15/A26 - Antilock Brake System (ABS) - Wabco 4 Channel Implementation:Diagram1
Mates	MDL-ABS_DA_RIGHT-01



Name	Terminal Part Number	V-Min	Name	Wire Part Number	Wire CSA	Wire Spec	Wire Material description	Wire Color Description	Wire Length	End2 Terminal Part Number	End2 Pin Name	End2 Connector
1	-	-	ST94MJ	3510311 R1	0.79	18.0	Thin Wall XLPE Primary Cable	GREY	2260.0	-	20	9800M
2	-	-	ST94MK	3510311 R1	0.79	18.0	Thin Wall XLPE Primary Cable	GREY	2260.0	-	21	9800M
3	-	-	ST94ML	3510311 R1	0.79	18.0	Thin Wall XLPE Primary Cable	GREY	2260.0	-	22	9800M

Connector Name	R01-9510A
Part Number	1678137C1
Instances	LT/RH - X15/A26 - Bendix; Tractor or Towing Truck; W/ Air SUSP; J1939 Driven Lamp:Diagram1 LT/RH - X15/A26 - Bendix; Tractor or Towing Truck; W/ Air SUSP; J1939 Driven Lamp:Diagram2
Mates	SNSR-SUSPENSION_PT-3026-01 -03A

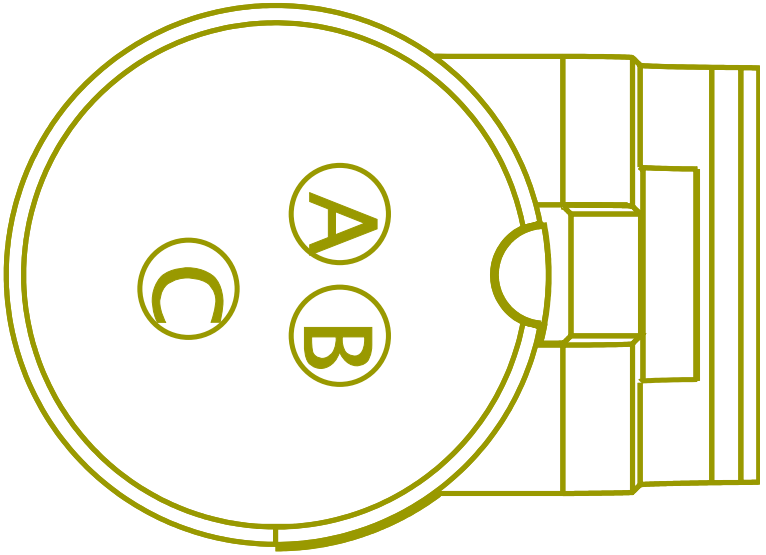

Name	Terminal Part Number	V-Min	Name	Wire Part Number	Wire CSA	Wire Spec	Wire Material description	Wire Color Description	Wire Length	End2 Terminal Part Number	End2 Pin Name	End2 Connector
A	-	-	SJ94SZC	2643673 R1	0.79	18.0	Std. Wall XLPE Primary Cable	GREY	3345.0	-	A	9510M
B	-	-	SJ94SVC	2643673 R1	0.79	18.0	Std. Wall XLPE Primary Cable	GREY	3345.0	-	B	9510M
C	-	-	SJ94SH	2643673 R1	0.79	18.0	Std. Wall XLPE Primary Cable	GREY	3345.0	-	C	9510M

Connector Name	R01-9511 DA
Part Number	3757487C1
Instances	LoneStar - X15 - Antilock Brake System (ABS) [Bendix 6 Channel Implementation]:Diagram1 LoneStar - X15 - Antilock Brake System (ABS) [Bendix 6 Channel Implementation]:Diagram2 LoneStar - X15 - Antilock Brake System (ABS)-BENDIX 4 Channel Implemenation:Diagram4 LT/RH - X15/A26 - Antilock Brake System (ABS) BENDIX 4 Channel Implemenation:Diagram4 LT/RH - X15/A26 - Antilock Brake System (ABS) Bendix 6 Channel Implementation:Diagram1 LT/RH - X15/A26 - Antilock Brake System (ABS) Bendix 6 Channel Implementation:Diagram2
Mates	SNSR-WS-3003-01-04A

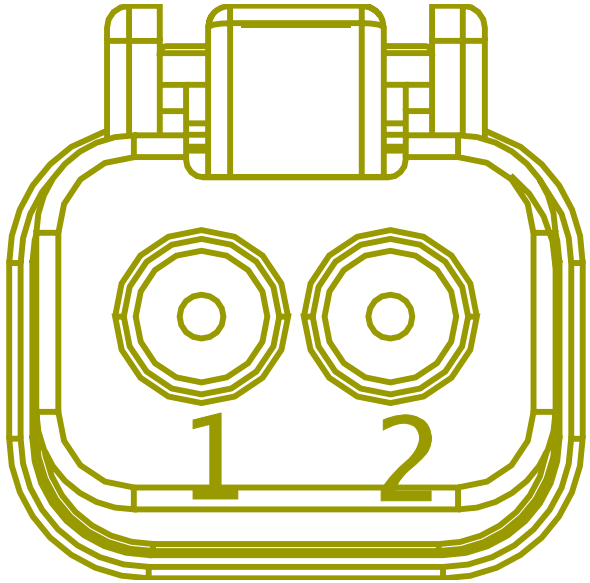

Name	Terminal Part Number	V-Min	Name	Wire Part Number	Wire CSA	Wire Spec	Wire Material description	Wire Color Description	Wire Length	End2 Terminal Part Number	End2 Pin Name	End2 Connect or
1	-	-	TF94BH	2643680 R1	1.16	16.0	Std. Wall XLPE Primary Cable	GREY	1480.0	-	19	9800M
1	-	-	UP94BH	2643680 R1	1.16	16.0	Std. Wall XLPE Primary Cable	GREY	1480.0	-	19	9800M
1	-	-	SZ94BH	2643680 R1	1.16	16.0	Std. Wall XLPE Primary Cable	GREY	1480.0	-	19	9800M
2	-	-	TF94BF	2643680 R1	1.16	16.0	Std. Wall XLPE Primary Cable	GREY	1480.0	-	18	9800M

Name	Terminal Part Number	V-Min	Name	Wire Part Number	Wire CSA	Wire Spec	Wire Material description	Wire Color Description	Wire Length	End2 Terminal Part Number	End2 Pin Name	End2 Connect or
2	-	-	UP94BF	2643680 R1	1.16	16.0	Std. Wall XLPE Primary Cable	GREY	1480.0	-	18	9800M
2	-	-	SZ94BF	2643680 R1	1.16	16.0	Std. Wall XLPE Primary Cable	GREY	1480.0	-	18	9800M

Connector Name	R01-9512 DA
Part Number	3757487C1
Instances	LoneStar - X15 - Antilock Brake System (ABS) [Bendix 6 Channel Implementation]:Diagram1 LoneStar - X15 - Antilock Brake System (ABS) [Bendix 6 Channel Implementation]:Diagram2 LoneStar - X15 - Antilock Brake System (ABS)-BENDIX 4 Channel Implemenation:Diagram4 LT/RH - X15/A26 - Antilock Brake System (ABS) BENDIX 4 Channel Implemenation:Diagram4 LT/RH - X15/A26 - Antilock Brake System (ABS) Bendix 6 Channel Implementation:Diagram1 LT/RH - X15/A26 - Antilock Brake System (ABS) Bendix 6 Channel Implementation:Diagram2
Mates	SNSR-WS-3003-01-04D

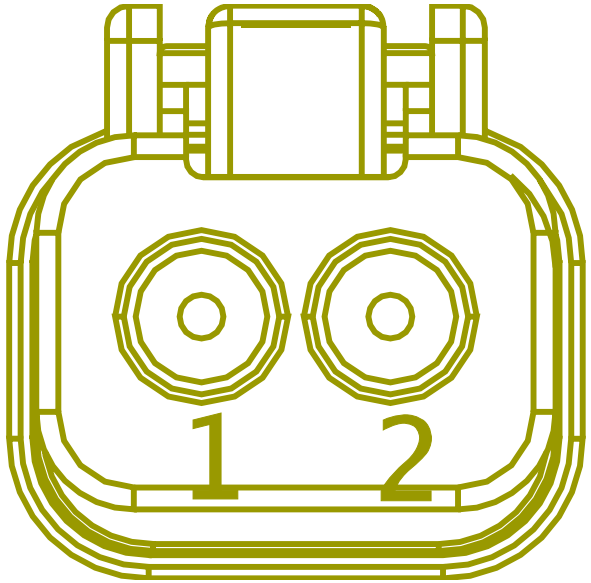

Name	Terminal Part Number	V-Min	Name	Wire Part Number	Wire CSA	Wire Spec	Wire Material description	Wire Color Description	Wire Length	End2 Terminal Part Number	End2 Pin Name	End2 Connect or
1	-	-	TF94BE	2643680 R1	1.16	16.0	Std. Wall XLPE Primary Cable	GREY	1000.0	-	17	9800M
1	-	-	UP94BE	2643680 R1	1.16	16.0	Std. Wall XLPE Primary Cable	GREY	1000.0	-	17	9800M
1	-	-	SZ94BE	2643680 R1	1.16	16.0	Std. Wall XLPE Primary Cable	GREY	1000.0	-	17	9800M
2	-	-	TF94BD	2643680 R1	1.16	16.0	Std. Wall XLPE Primary Cable	GREY	1000.0	-	16	9800M

Name	Terminal Part Number	V-Min	Name	Wire Part Number	Wire CSA	Wire Spec	Wire Material description	Wire Color Description	Wire Length	End2 Terminal Part Number	End2 Pin Name	End2 Connect or
2	-	-	UP94BD	2643680 R1	1.16	16.0	Std. Wall XLPE Primary Cable	GREY	1000.0	-	16	9800M
2	-	-	SZ94BD	2643680 R1	1.16	16.0	Std. Wall XLPE Primary Cable	GREY	1000.0	-	16	9800M

Connector Name	R01-9513 DA
Part Number	1686834C1
Instances	LoneStar - X15 - Antilock Brake System (ABS) [Bendix 6 Channel Implementation]:Diagram2 LT/RH - X15/A26 - Antilock Brake System (ABS) Bendix 6 Channel Implementation:Diagram2
Mates	MDL-ABS-3003-01-04C

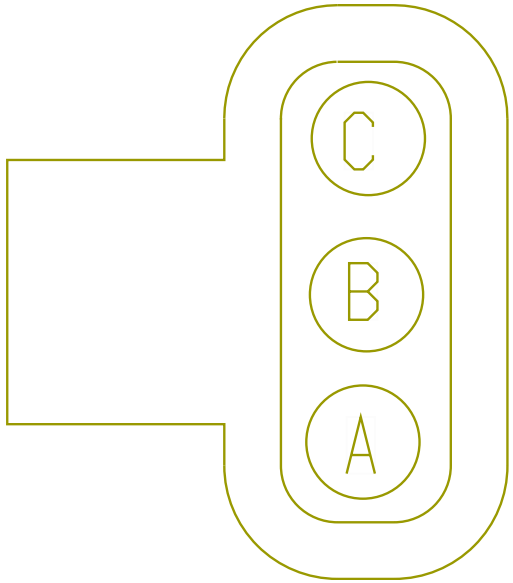

Name	Terminal Part Number	V-Min	Name	Wire Part Number	Wire CSA	Wire Spec	Wire Material description	Wire Color Description	Wire Length	End2 Terminal Part Number	End2 Pin Name	End2 Connect or
A	-	-	TF94BA	2643680 R1	1.16	16.0	Std. Wall XLPE Primary Cable	GREY	1100.0	-	13	9800M
B	-	-	TF94BB	2643680 R1	1.16	16.0	Std. Wall XLPE Primary Cable	GREY	1100.0	-	14	9800M
C	-	-	TF94BC	2643680 R1	1.16	16.0	Std. Wall XLPE Primary Cable	GREY	1100.0	-	15	9800M

Connector Name	R01-9514 DA
Part Number	1686834C1
Instances	LoneStar - X15 - Antilock Brake System (ABS) [Bendix 6 Channel Implementation]:Diagram2 LT/RH - X15/A26 - Antilock Brake System (ABS) Bendix 6 Channel Implementation:Diagram2
Mates	MDL-ABS-3003-01-04D

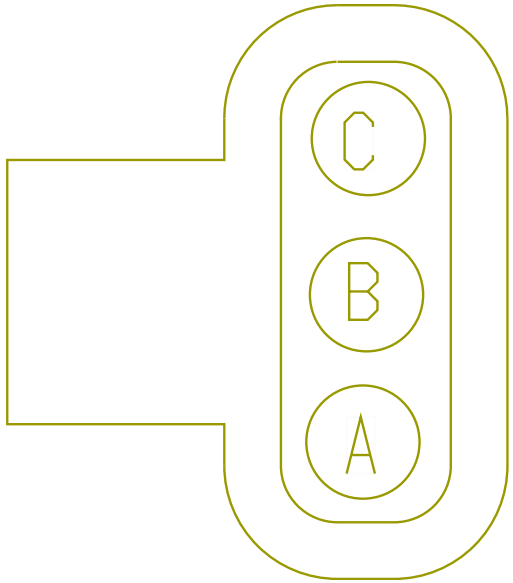

Name	Terminal Part Number	V-Min	Name	Wire Part Number	Wire CSA	Wire Spec	Wire Material description	Wire Color Description	Wire Length	End2 Terminal Part Number	End2 Pin Name	End2 Connect or
A	-	-	TF94BJ	2643680 R1	1.16	16.0	Std. Wall XLPE Primary Cable	GREY	1880.0	-	20	9800M
B	-	-	TF94BK	2643680 R1	1.16	16.0	Std. Wall XLPE Primary Cable	GREY	1880.0	-	21	9800M
C	-	-	TF94BL	2643680 R1	1.16	16.0	Std. Wall XLPE Primary Cable	GREY	1880.0	-	22	9800M

Connector Name	R01-9515B
Part Number	PAS2(1,2)
Instances	LT/RH/LoneStar - X15/A26 - Traction Control (Wabco Controller):Diagram3
Mates	SOL-TCV_WABCO-3033-02-02A

Name	Terminal Part Number	V-Min	Name	Wire Part Number	Wire CSA	Wire Spec	Wire Material description	Wire Color Description	Wire Length	End2 Terminal Part Number	End2 Pin Name	End2 Connect or
1	-	-	[SW94MN]	V-16-GXL	1.16	16.0	Std. Wall XLPE Primary Cable	Not Applica ble	1760.0	-	24	9800M
2	-	-	[SW94MM]	V-16-GXL	1.16	16.0	Std. Wall XLPE Primary Cable	Not Applica ble	1760.0	-	23	9800M

Connector Name R01-9515

Part Number PAS2(1,2)

Instances LT/RH/LoneStar - X15/A26 - Traction Control (Wabco Controller):Diagram1

Name	Terminal Part Number	V-Min	Name	Wire Part Number	Wire CSA	Wire Spec	Wire Material description	Wire Color Description	Wire Length	End2 Terminal Part Number	End2 Pin Name	End2 Connect or
1	-	-	[SU94MN]	V-16-GXL	1.16	16.0	Std. Wall XLPE Primary Cable	Not Applica ble	1210.0	-	24	9800M
2	-	-	[SU94MM]	V-16-GXL	1.16	16.0	Std. Wall XLPE Primary Cable	Not Applica ble	1210.0	-	23	9800M

Connector Name	R01-9516
Part Number	3919376C1
Instances	LoneStar - X15 - Antilock Brake System - Wabco ABS 6 Channel Implementation:Diagram1 LT/RH - X15/A26 - Antilock Brake System - Wabco ABS 6 Channel Implementation:Diagram1
Mates	MDL-ABS_DA_RIGHT-01



Name	Terminal Part Number	V-Min	Name	Wire Part Number	Wire CSA	Wire Spec	Wire Material description	Wire Color Description	Wire Length	End2 Terminal Part Number	End2 Pin Name	End2 Connector
1	-	-	UJ94MJ	3510311 R1	0.79	18.0	Thin Wall XLPE Primary Cable	GREY	1880.0	-	20	9800M
2	-	-	UJ94MK	3510311 R1	0.79	18.0	Thin Wall XLPE Primary Cable	GREY	1880.0	-	21	9800M
3	-	-	UJ94ML	3510311 R1	0.79	18.0	Thin Wall XLPE Primary Cable	GREY	1880.0	-	22	9800M

Connector Name	R01-9517
Part Number	6111844C1
Instances	LoneStar - X15 - Antilock Brake System - Wabco ABS 6 Channel Implementation:Diagram1 LoneStar - X15 - Antilock Brake System - Wabco ABS 6 Channel Implementation:Diagram2 LT/RH - X15/A26 - Antilock Brake System - Wabco ABS 6 Channel Implementation:Diagram1 LT/RH - X15/A26 - Antilock Brake System - Wabco ABS 6 Channel Implementation:Diagram2
Mates	SNSR-WS_DA_RIGHT-01

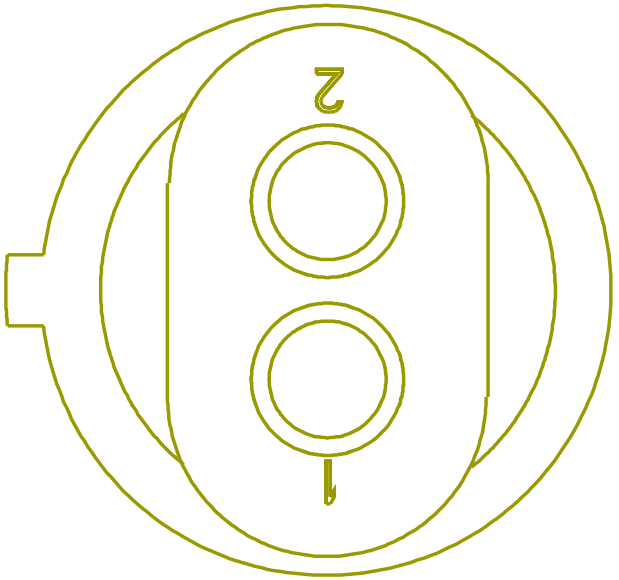

Name	Terminal Part Number	V-Min	Name	Wire Part Number	Wire CSA	Wire Spec	Wire Material description	Wire Color Description	Wire Length	End2 Terminal Part Number	End2 Pin Name	End2 Connect or
1	-	-	UJ94MH	3510311 R1	0.79	18.0	Thin Wall XLPE Primary Cable	GREY	1480.0	-	19	9800M
1	-	-	US94MH	3510311 R1	0.79	18.0	Thin Wall XLPE Primary Cable	GREY	1480.0	-	19	9800M
2	-	-	UJ94MF	3510311 R1	0.79	18.0	Thin Wall XLPE Primary Cable	GREY	1480.0	-	18	9800M
2	-	-	US94MF	3510311 R1	0.79	18.0	Thin Wall XLPE Primary Cable	GREY	1480.0	-	18	9800M

Connector Name	R01-9518
Part Number	6111844C1
Instances	LoneStar - X15 - Antilock Brake System - Wabco ABS 6 Channel Implementation:Diagram1 LoneStar - X15 - Antilock Brake System - Wabco ABS 6 Channel Implementation:Diagram2 LT/RH - X15/A26 - Antilock Brake System - Wabco ABS 6 Channel Implementation:Diagram1 LT/RH - X15/A26 - Antilock Brake System - Wabco ABS 6 Channel Implementation:Diagram2
Mates	SNSR-WS_DA_LEFT-01

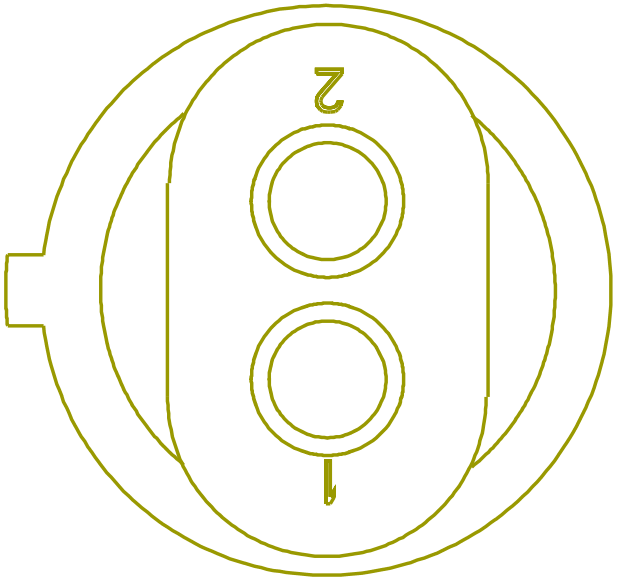

Name	Terminal Part Number	V-Min	Name	Wire Part Number	Wire CSA	Wire Spec	Wire Material description	Wire Color Description	Wire Length	End2 Terminal Part Number	End2 Pin Name	End2 Connect or
1	-	-	UJ94ME	3510311 R1	0.79	18.0	Thin Wall XLPE Primary Cable	GREY	1000.0	-	17	9800M
1	-	-	US94ME	3510311 R1	0.79	18.0	Thin Wall XLPE Primary Cable	GREY	1000.0	-	17	9800M
2	-	-	UJ94MD	3510311 R1	0.79	18.0	Thin Wall XLPE Primary Cable	GREY	1000.0	-	16	9800M
2	-	-	US94MD	3510311 R1	0.79	18.0	Thin Wall XLPE Primary Cable	GREY	1000.0	-	16	9800M

Connector Name	R01-9519
Part Number	3919376C1
Instances	LoneStar - X15 - Antilock Brake System - Wabco ABS 6 Channel Implementation:Diagram1 LT/RH - X15/A26 - Antilock Brake System - Wabco ABS 6 Channel Implementation:Diagram1
Mates	MDL-ABS_DA_LEFT-01



Name	Terminal Part Number	V-Min	Name	Wire Part Number	Wire CSA	Wire Spec	Wire Material description	Wire Color Description	Wire Length	End2 Terminal Part Number	End2 Pin Name	End2 Connector
1	-	-	UJ94MA	3510311 R1	0.79	18.0	Thin Wall XLPE Primary Cable	GREY	1100.0	-	13	9800M
2	-	-	UJ94MB	3510311 R1	0.79	18.0	Thin Wall XLPE Primary Cable	GREY	1100.0	-	14	9800M
3	-	-	UJ94MC	3510311 R1	0.79	18.0	Thin Wall XLPE Primary Cable	GREY	1100.0	-	15	9800M

Connector Name R01-9520 DA

Part Number 1686834C1

Instances LoneStar - X15 - Antilock Brake System (ABS) [Bendix 6 Channel Implementation]:Diagram3
LT/RH - X15/A26 - Antilock Brake System (ABS) Bendix 6 Channel Implementation:Diagram3

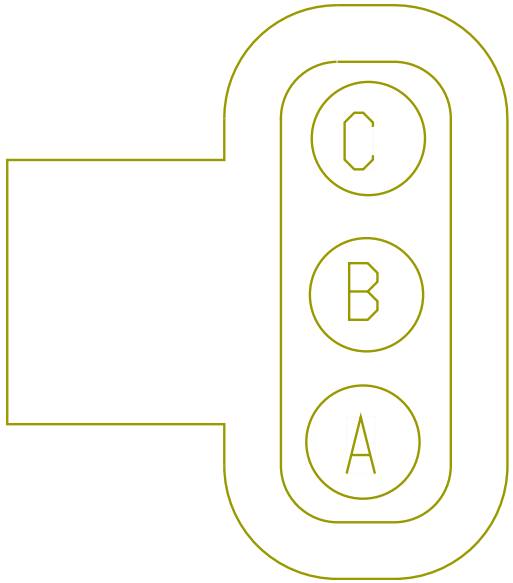

Name	Terminal Part Number	V-Min	Name	Wire Part Number	Wire CSA	Wire Spec	Wire Material description	Wire Color Description	Wire Length	End2 Terminal Part Number	End2 Pin Name	End2 Connector
A	-	-	VA94BA	2643680 R1	1.16	16.0	Std. Wall XLPE Primary Cable	GREY	1910.0	-	13	9800M
B	-	-	VA94BB	2643680 R1	1.16	16.0	Std. Wall XLPE Primary Cable	GREY	1910.0	-	14	9800M
C	-	-	VA94BC	2643680 R1	1.16	16.0	Std. Wall XLPE Primary Cable	GREY	1910.0	-	15	9800M

Connector Name	R01-9521 DA
Part Number	3757487C1
Instances	LoneStar - X15 - Antilock Brake System (ABS) [Bendix 6 Channel Implementation]:Diagram3 LT/RH - X15/A26 - Antilock Brake System (ABS) Bendix 6 Channel Implementation:Diagram3

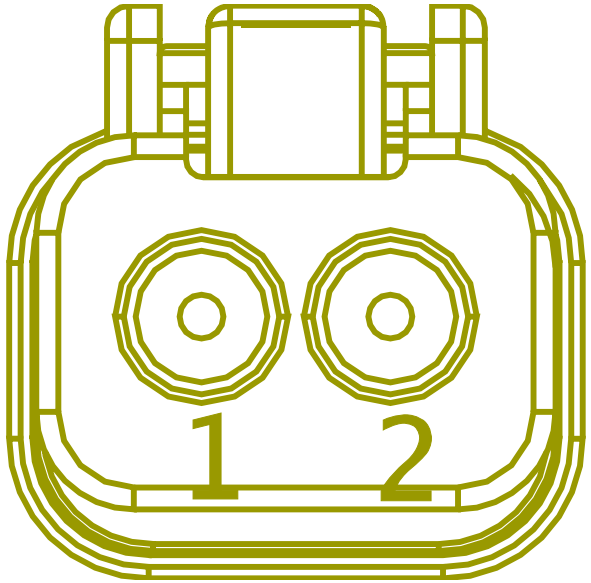

Name	Terminal Part Number	V-Min	Name	Wire Part Number	Wire CSA	Wire Spec	Wire Material description	Wire Color Description	Wire Length	End2 Terminal Part Number	End2 Pin Name	End2 Connect or
1	-	-	VA94BE	2643680 R1	1.16	16.0	Std. Wall XLPE Primary Cable	GREY	2060.0	-	17	9800M
2	-	-	VA94BD	2643680 R1	1.16	16.0	Std. Wall XLPE Primary Cable	GREY	2060.0	-	16	9800M

Connector Name	R01-9522 AA
Part Number	1686834C1
Instances	LoneStar - X15 - Antilock Brake System (ABS) [Bendix 6 Channel Implementation]:Diagram3 LT/RH - X15/A26 - Antilock Brake System (ABS) Bendix 6 Channel Implementation:Diagram3
Mates	MDL-ABS-3003-01-06A

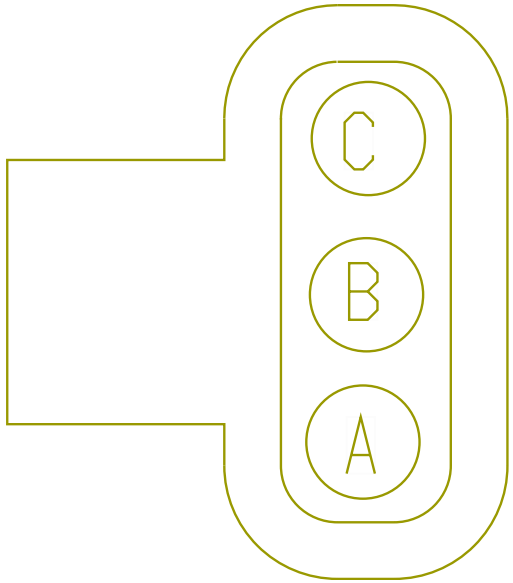

Name	Terminal Part Number	V-Min	Name	Wire Part Number	Wire CSA	Wire Spec	Wire Material description	Wire Color Description	Wire Length	End2 Terminal Part Number	End2 Pin Name	End2 Connector
A	-	-	VA94BY	2643680 R1	1.16	16.0	Std. Wall XLPE Primary Cable	GREY	2370.0	-	1	9516M
B	-	-	VA94BZ	2643680 R1	1.16	16.0	Std. Wall XLPE Primary Cable	GREY	2370.0	-	2	9516M
C	-	-	VA94BP	2643680 R1	1.16	16.0	Std. Wall XLPE Primary Cable	GREY	2370.0	-	3	9516M

Connector Name	R01-9523 AA
Part Number	3757487C1
Instances	LoneStar - X15 - Antilock Brake System (ABS) [Bendix 6 Channel Implementation]:Diagram3 LT/RH - X15/A26 - Antilock Brake System (ABS) Bendix 6 Channel Implementation:Diagram3
Mates	SNSR-WS-3003-01-06A

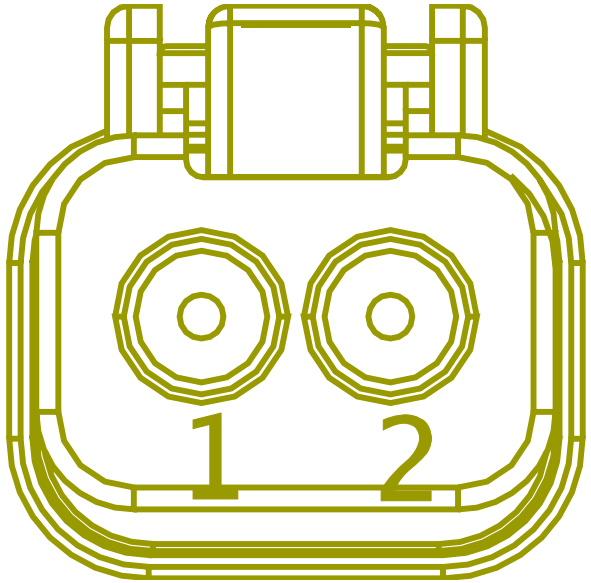

Name	Terminal Part Number	V-Min	Name	Wire Part Number	Wire CSA	Wire Spec	Wire Material description	Wire Color Description	Wire Length	End2 Terminal Part Number	End2 Pin Name	End2 Connector
1	-	-	VA94BR	2643680 R1	1.16	16.0	Std. Wall XLPE Primary Cable	GREY	2420.0	-	5	9516M
1	-	-	VA94BQ	2643680 R1	1.16	16.0	Std. Wall XLPE Primary Cable	GREY	2420.0	-	4	9516M
2	-	-	VA94BQ	2643680 R1	1.16	16.0	Std. Wall XLPE Primary Cable	GREY	2420.0	-	4	9516M
2	-	-	VA94BR	2643680 R1	1.16	16.0	Std. Wall XLPE Primary Cable	GREY	2420.0	-	5	9516M

Connector Name	R01-9524 AA
Part Number	1686834C1
Instances	LoneStar - X15 - Antilock Brake System (ABS) [Bendix 6 Channel Implementation]:Diagram3 LT/RH - X15/A26 - Antilock Brake System (ABS) Bendix 6 Channel Implementation:Diagram3
Mates	MDL-ABS-3003-01-06B

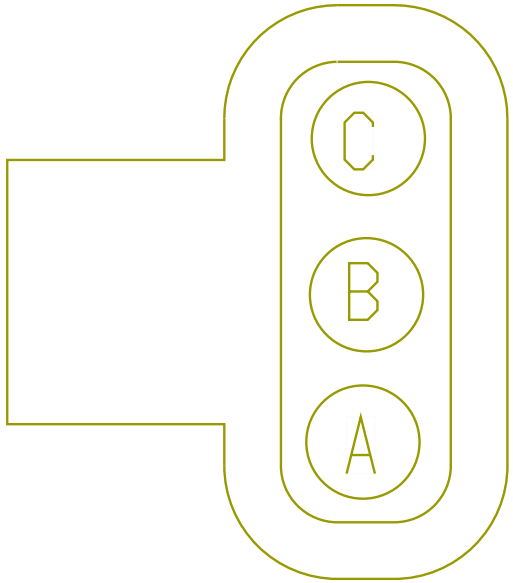

Name	Terminal Part Number	V-Min	Name	Wire Part Number	Wire CSA	Wire Spec	Wire Material description	Wire Color Description	Wire Length	End2 Terminal Part Number	End2 Pin Name	End2 Connect or
A	-	-	VA94BS	2643680 R1	1.16	16.0	Std. Wall XLPE Primary Cable	GREY	3095.0	-	6	9516M
B	-	-	VA94BT	2643680 R1	1.16	16.0	Std. Wall XLPE Primary Cable	GREY	3095.0	-	7	9516M
C	-	-	VA94BU	2643680 R1	1.16	16.0	Std. Wall XLPE Primary Cable	GREY	3095.0	-	8	9516M

Connector Name	R01-9525 AA
Part Number	3757487C1
Instances	LoneStar - X15 - Antilock Brake System (ABS) [Bendix 6 Channel Implementation]:Diagram3 LT/RH - X15/A26 - Antilock Brake System (ABS) Bendix 6 Channel Implementation:Diagram3
Mates	SNSR-WS-3003-01-06B

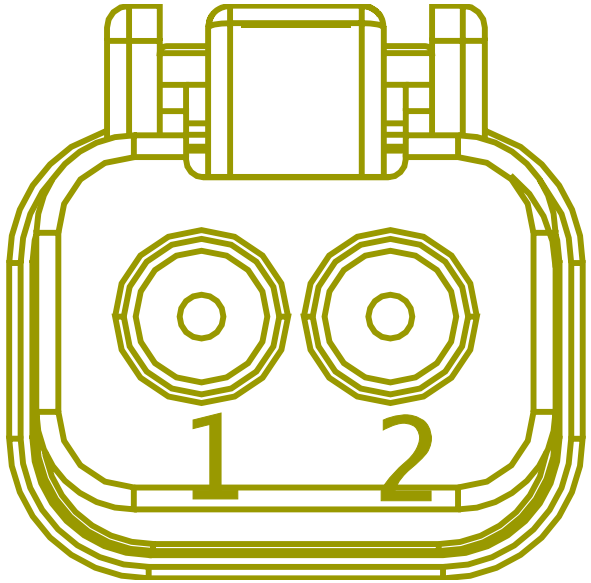

Name	Terminal Part Number	V-Min	Name	Wire Part Number	Wire CSA	Wire Spec	Wire Material description	Wire Color Description	Wire Length	End2 Terminal Part Number	End2 Pin Name	End2 Connect or
1	-	-	VA94BW	2643680 R1	1.16	16.0	Std. Wall XLPE Primary Cable	GREY	3095.0	-	10	9516M
2	-	-	VA94BV	2643680 R1	1.16	16.0	Std. Wall XLPE Primary Cable	GREY	3095.0	-	9	9516M

Connector Name	R01-9526 DA
Part Number	1686834C1
Instances	LoneStar - X15 - Antilock Brake System (ABS) [Bendix 6 Channel Implementation]:Diagram3 LT/RH - X15/A26 - Antilock Brake System (ABS) Bendix 6 Channel Implementation:Diagram3

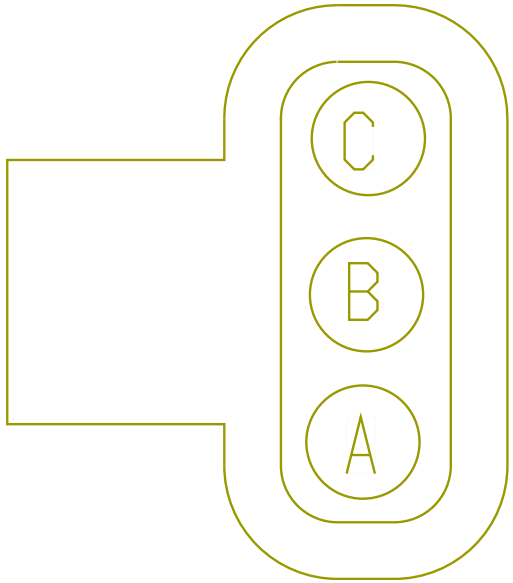

Name	Terminal Part Number	V-Min	Name	Wire Part Number	Wire CSA	Wire Spec	Wire Material description	Wire Color Description	Wire Length	End2 Terminal Part Number	End2 Pin Name	End2 Connect or
A	-	-	VA94BJ	2643680 R1	1.16	16.0	Std. Wall XLPE Primary Cable	GREY	3395.0	-	20	9800M
B	-	-	VA94BK	2643680 R1	1.16	16.0	Std. Wall XLPE Primary Cable	GREY	3395.0	-	21	9800M
C	-	-	VA94BL	2643680 R1	1.16	16.0	Std. Wall XLPE Primary Cable	GREY	3395.0	-	22	9800M

Connector Name	R01-9527 DA
Part Number	3757487C1
Instances	LoneStar - X15 - Antilock Brake System (ABS) [Bendix 6 Channel Implementation]:Diagram3 LT/RH - X15/A26 - Antilock Brake System (ABS) Bendix 6 Channel Implementation:Diagram3

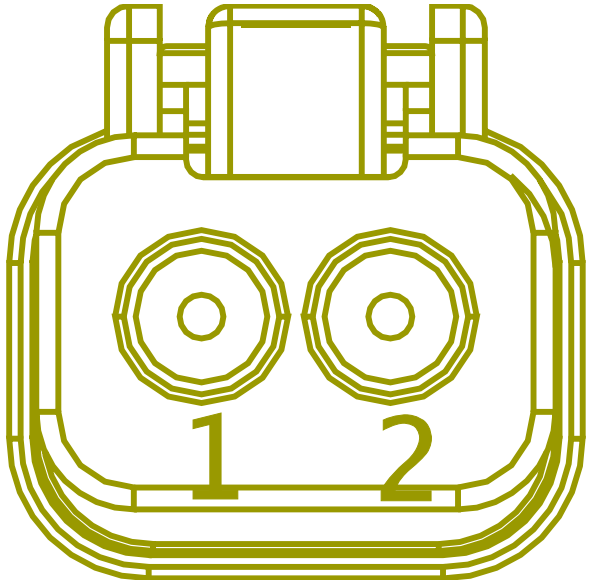

Name	Terminal Part Number	V-Min	Name	Wire Part Number	Wire CSA	Wire Spec	Wire Material description	Wire Color Description	Wire Length	End2 Terminal Part Number	End2 Pin Name	End2 Connect or
1	-	-	VA94BH	2643680 R1	1.16	16.0	Std. Wall XLPE Primary Cable	GREY	3645.0	-	19	9800M
2	-	-	VA94BF	2643680 R1	1.16	16.0	Std. Wall XLPE Primary Cable	GREY	3645.0	-	18	9800M

Connector Name R01-9528

Part Number 3919376C1

Instances LoneStar - X15 - Antilock Brake System - Wabco ABS 6 Channel Implementation:Diagram3
LT/RH - X15/A26 - Antilock Brake System - Wabco ABS 6 Channel Implementation:Diagram3



Name	Terminal Part Number	V-Min	Name	Wire Part Number	Wire CSA	Wire Spec	Wire Material description	Wire Color Description	Wire Length	End2 Terminal Part Number	End2 Pin Name	End2 Connector
1	-	-	VB94MA	3510311 R1	0.79	18.0	Thin Wall XLPE Primary Cable	GREY	1910.0	-	13	9800M
2	-	-	VB94MB	3510311 R1	0.79	18.0	Thin Wall XLPE Primary Cable	GREY	1910.0	-	14	9800M
3	-	-	VB94MC	3510311 R1	0.79	18.0	Thin Wall XLPE Primary Cable	GREY	1910.0	-	15	9800M

Connector Name R01-9529

Part Number 6111844C1

Instances LoneStar - X15 - Antilock Brake System - Wabco ABS 6 Channel Implementation:Diagram3
LT/RH - X15/A26 - Antilock Brake System - Wabco ABS 6 Channel Implementation:Diagram3

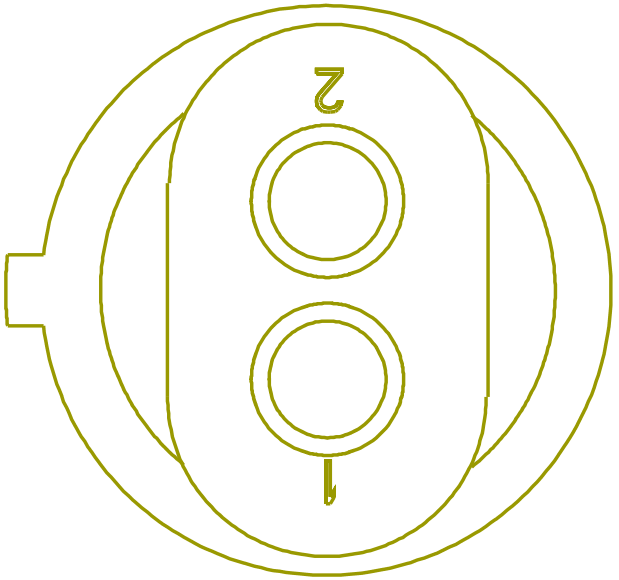

Name	Terminal Part Number	V-Min	Name	Wire Part Number	Wire CSA	Wire Spec	Wire Material description	Wire Color Description	Wire Length	End2 Terminal Part Number	End2 Pin Name	End2 Connect or
1	-	-	VB94ME	3510311 R1	0.79	18.0	Thin Wall XLPE Primary Cable	GREY	2060.0	-	17	9800M
2	-	-	VB94MD	3510311 R1	0.79	18.0	Thin Wall XLPE Primary Cable	GREY	2060.0	-	16	9800M

Connector Name	R01-9530
Part Number	3593684C91
Instances	LT/RH/LoneStar - X15/A26 - 2 Driver Controlled Locking Differential - FR & RR Axle (MERITOR):Diagram1 LT/RH/LoneStar - X15/A26 - Driver Controlled Locking Differential - FR & RR Axle (MERITOR):Diagram1 LT/RH/LoneStar - X15/A26 - Driver Controlled Locking Differential - FR (MERITOR):Diagram1
Mates	DEV-MERITOR_RR_DIFF_LOCK_S TATUS-01-R01-9530

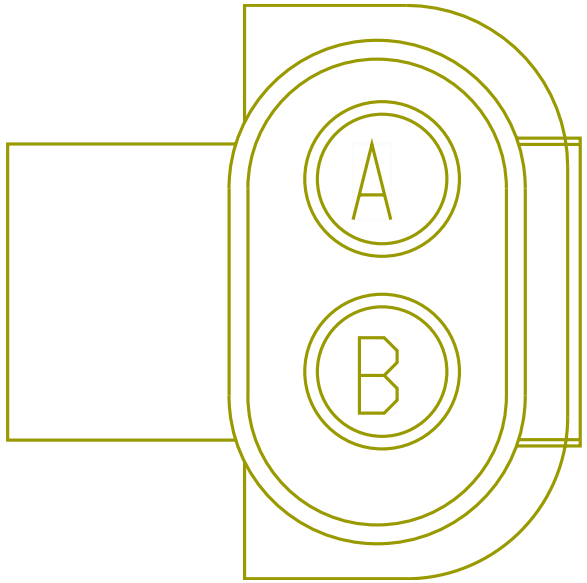

Name	Terminal Part Number	V-Min	Name	Wire Part Number	Wire CSA	Wire Spec	Wire Material description	Wire Color Description	Wire Length	End2 Terminal Part Number	End2 Pin Name	End2 Connect or
A	-	-	UY49A	2643673 R1	0.79	18.0	Std. Wall XLPE Primary Cable	GREY	2330.0	-	11	9800M
B	-	-	UY49-GB	2643674 R1	0.79	18.0	Std. Wall XLPE Primary Cable	WHITE	1815.0	-	X	-
B	-	-	TB49-G	2643674 R1	0.79	18.0	Std. Wall XLPE Primary Cable	WHITE	2330.0	-	10	9800M

Connector Name	R01-9531
Part Number	3593684C91
Instances	LT/RH/LoneStar - X15/A26 - Driver Controlled Locking Differential - RR Axle (MERITOR):Diagram1
Mates	DEV-MERITOR_RR_DIFF_LOCK_S TATUS-01

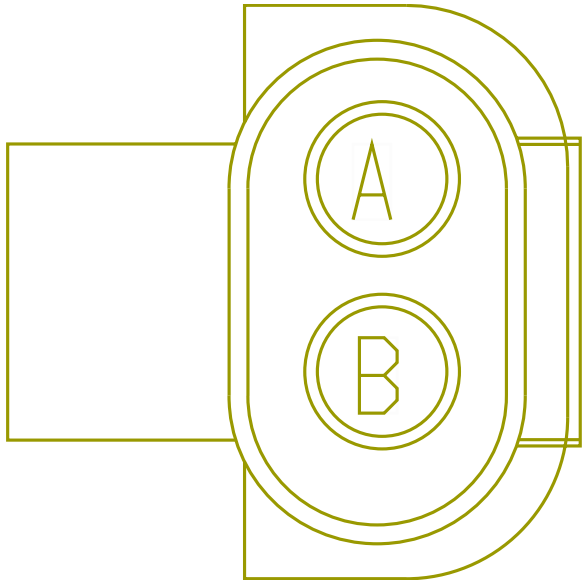

Name	Terminal Part Number	V-Min	Name	Wire Part Number	Wire CSA	Wire Spec	Wire Material description	Wire Color Description	Wire Length	End2 Terminal Part Number	End2 Pin Name	End2 Connect or
A	-	-	UV49	2643673 R1	0.79	18.0	Std. Wall XLPE Primary Cable	GREY	2860.0	-	9	9800M
B	-	-	UV49-G	2643674 R1	0.79	18.0	Std. Wall XLPE Primary Cable	WHITE	2860.0	-	10	9800M

Connector Name	R01-9533
Part Number	3593684C91
Instances	LT/RH/LoneStar - X15/A26 - 2 Driver Controlled Locking Differential - FR & RR Axle (MERITOR):Diagram1 LT/RH/LoneStar - X15/A26 - Driver Controlled Locking Differential - FR & RR Axle (MERITOR):Diagram1 LT/RH/LoneStar - X15/A26 - Driver Controlled Locking Differential - RR Axle (MERITOR):Diagram2
Mates	DEV-MERITOR_RR_DIFF_LOCK_S TATUS-01

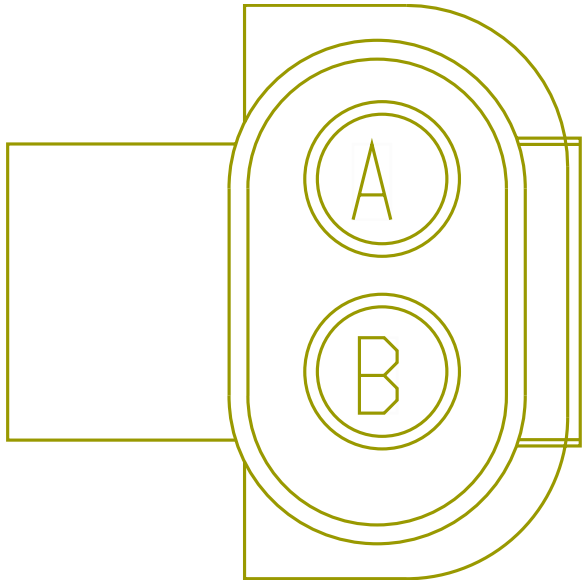

Name	Terminal Part Number	V-Min	Name	Wire Part Number	Wire CSA	Wire Spec	Wire Material description	Wire Color Description	Wire Length	End2 Terminal Part Number	End2 Pin Name	End2 Connect or
A	-	-	UW49	2643673 R1	0.79	18.0	Std. Wall XLPE Primary Cable	GREY	3425.0	-	9	9800M
B	-	-	UY49-GA	2643674 R1	0.79	18.0	Std. Wall XLPE Primary Cable	WHITE	2910.0	-	X	-
B	-	-	UX49-G	2643674 R1	0.79	18.0	Std. Wall XLPE Primary Cable	WHITE	3425.0	-	10	9800M

Connector Name R01-9534

Part Number 3919376C1

Instances LoneStar - X15 - Antilock Brake System - Wabco ABS 6 Channel Implementation:Diagram3
LT/RH - X15/A26 - Antilock Brake System - Wabco ABS 6 Channel Implementation:Diagram3



Name	Terminal Part Number	V-Min	Name	Wire Part Number	Wire CSA	Wire Spec	Wire Material description	Wire Color Description	Wire Length	End2 Terminal Part Number	End2 Pin Name	End2 Connector
1	-	-	VB94MJ	3510311 R1	0.79	18.0	Thin Wall XLPE Primary Cable	GREY	3395.0	-	20	9800M
2	-	-	VB94MK	3510311 R1	0.79	18.0	Thin Wall XLPE Primary Cable	GREY	3395.0	-	21	9800M
3	-	-	VB94ML	3510311 R1	0.79	18.0	Thin Wall XLPE Primary Cable	GREY	3395.0	-	22	9800M

Connector Name R01-9535

Part Number 6111844C1

Instances LoneStar - X15 - Antilock Brake System - Wabco ABS 6 Channel Implementation:Diagram3
LT/RH - X15/A26 - Antilock Brake System - Wabco ABS 6 Channel Implementation:Diagram3

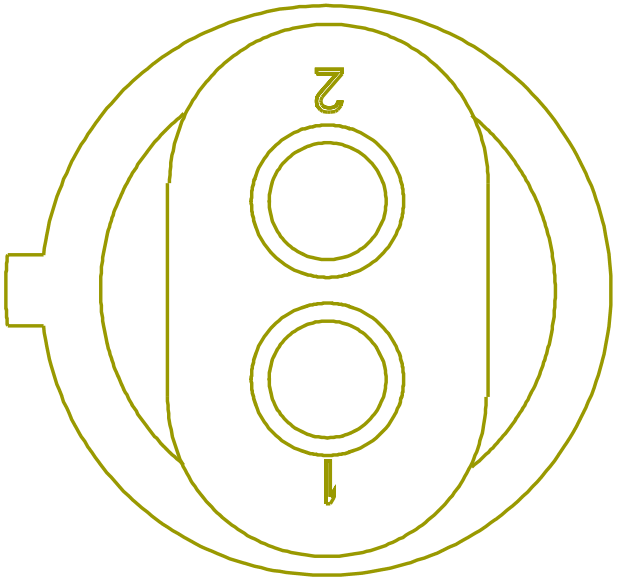

Name	Terminal Part Number	V-Min	Name	Wire Part Number	Wire CSA	Wire Spec	Wire Material description	Wire Color Description	Wire Length	End2 Terminal Part Number	End2 Pin Name	End2 Connect or
1	-	-	VB94MH	3510311 R1	0.79	18.0	Thin Wall XLPE Primary Cable	GREY	3645.0	-	19	9800M
2	-	-	VB94MF	3510311 R1	0.79	18.0	Thin Wall XLPE Primary Cable	GREY	3645.0	-	18	9800M

Connector Name	R01-9537
Part Number	6111844C1
Instances	LoneStar - X15 - Antilock Brake System - Wabco ABS 6 Channel Implementation:Diagram3 LT/RH - X15/A26 - Antilock Brake System - Wabco ABS 6 Channel Implementation:Diagram3
Mates	SNSR-WS_AA_LEFT-01

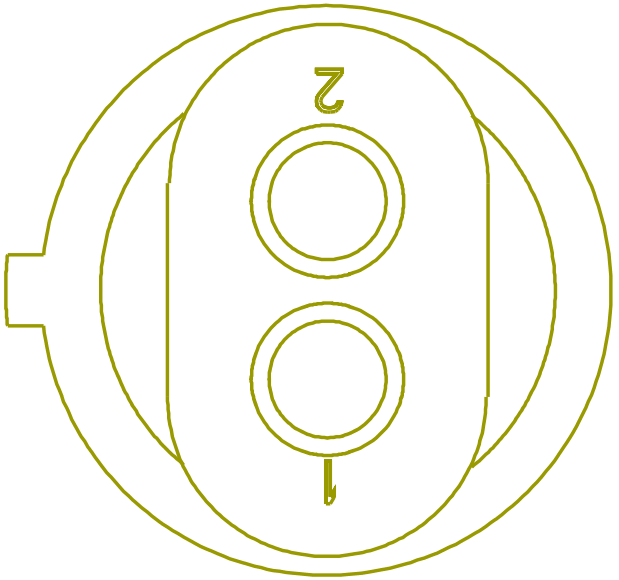

Name	Terminal Part Number	V-Min	Name	Wire Part Number	Wire CSA	Wire Spec	Wire Material description	Wire Color Description	Wire Length	End2 Terminal Part Number	End2 Pin Name	End2 Connect or
1	-	-	VB94BRA	3510311 R1	0.79	18.0	Thin Wall XLPE Primary Cable	GREY	1460.0	-	X	-
2	-	-	VB94BQA	3510311 R1	0.79	18.0	Thin Wall XLPE Primary Cable	GREY	1840.0	-	X	-

Connector Name	R01-9538
Part Number	6111844C1
Instances	LoneStar - X15 - Antilock Brake System - Wabco ABS 6 Channel Implementation:Diagram3 LT/RH - X15/A26 - Antilock Brake System - Wabco ABS 6 Channel Implementation:Diagram3
Mates	SNSR-WS_AA_RIGHT-01

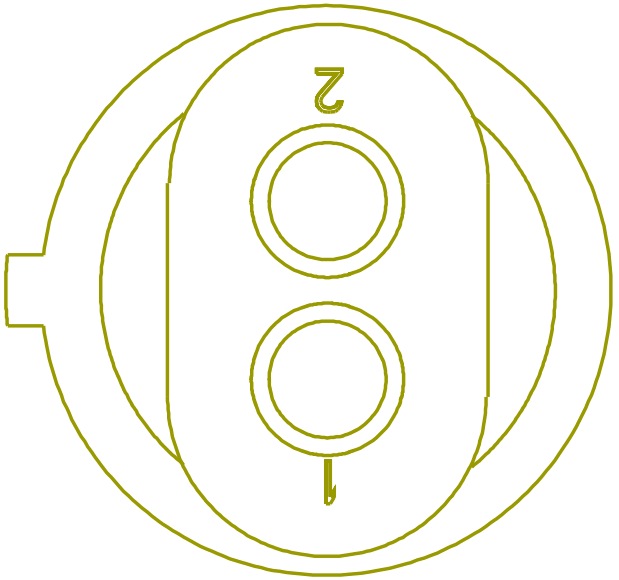

Name	Terminal Part Number	V-Min	Name	Wire Part Number	Wire CSA	Wire Spec	Wire Material description	Wire Color Description	Wire Length	End2 Terminal Part Number	End2 Pin Name	End2 Connect or
1	-	-	VB94BWA	3510311 R1	0.79	18.0	Thin Wall XLPE Primary Cable	GREY	1560.0	-	X	-
2	-	-	VB94BVA	3510311 R1	0.79	18.0	Thin Wall XLPE Primary Cable	GREY	1635.0	-	X	-

Connector Name	R01-9545
Part Number	3522068C1
Instances	LT/RH/LoneStar - X15/A26 - Traction Control (Bendix Controller) With ABS Trailer:Diagram1 LT/RH/LoneStar - X15/A26 - Traction Control (Bendix Controller) With ABS Trailer:Diagram2
Mates	SOL-ETRAC_BENDIX-3033-07-0 1A

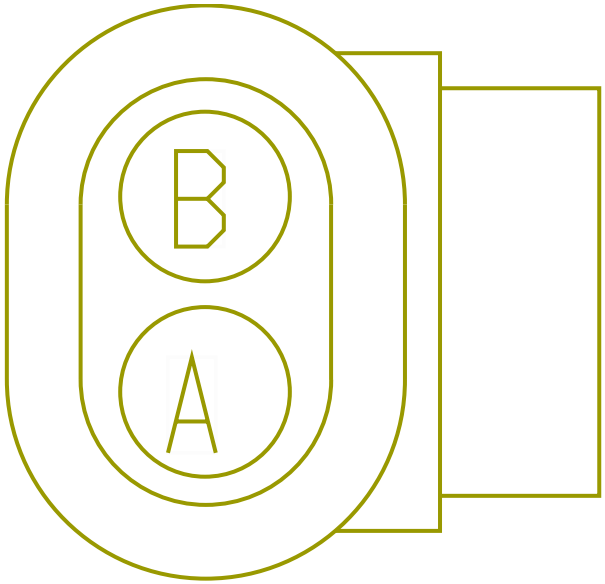

Name	Terminal Part Number	V-Min	Name	Wire Part Number	Wire CSA	Wire Spec	Wire Material description	Wire Color Description	Wire Length	End2 Terminal Part Number	End2 Pin Name	End2 Connect or
A	-	-	MA152AB	3510312 R1	1.16	16.0	Thin Wall XLPE Primary Cable	GREY	960.0	-	2	9540F
B	-	-	MA152AA	3510312 R1	1.16	16.0	Thin Wall XLPE Primary Cable	GREY	960.0	-	1	9540F

Connector Name	R01-9724A
Part Number	BLUNT_SL_VC
Instances	LT/RH/LoneStar - X15/A26 - Body Builder Lighting - (Blunt Cut):Diagram2
Mates	BLNT-BODY-BUILDER-01

Name	Terminal Part Number	V-Min	Name	Wire Part Number	Wire CSA	Wire Spec	Wire Material description	Wire Color Description	Wire Length	End2 Terminal Part Number	End2 Pin Name	End2 Connector
A	-	-	WA10-GBB	2643789 R1	7.48	8.0	Std. Wall XLPE Primary Cable	WHITE	4895.0	-	A	9717F
B	-	-	VY56BB	2643802 R1	4.81	10.0	Std. Wall XLPE Primary Cable	YELLOW 2	4895.0	-	B	9716M
C	-	-	VY57BB	2643776 R1	4.81	10.0	Std. Wall XLPE Primary Cable	LIGHT GREEN	4895.0	-	C	9716M
D	-	-	VY58BB	2643773 R1	4.81	10.0	Std. Wall XLPE Primary Cable	BLACK	4895.0	-	A	9716M
E	-	-	VY68BB	2643779 R1	4.81	10.0	Std. Wall XLPE Primary Cable	BROWN	4895.0	-	B	9715F
F	-	-	VY70BB	2643698 R1	4.81	10.0	Std. Wall XLPE Primary Cable	RED	4895.0	-	A	9715F

Connector Name R01-9724

Part Number BLUNT_SL_VC

Instances LT/RH/LoneStar - X15/A26 - Body Builder Lighting - (Blunt Cut):Diagram1

Name	Terminal Part Number	V-Min	Name	Wire Part Number	Wire CSA	Wire Spec	Wire Material description	Wire Color Description	Wire Length	End2 Terminal Part Number	End2 Pin Name	End2 Connector
A	-	-	VZ10-GBB	2643789 R1	7.48	8.0	Std. Wall XLPE Primary Cable	WHITE	4595.0	-	A	9717F
B	-	-	VX70BB	2643698 R1	4.81	10.0	Std. Wall XLPE Primary Cable	RED	4595.0	-	A	9715F
C	-	-	VX68BB	2643779 R1	4.81	10.0	Std. Wall XLPE Primary Cable	BROWN	4595.0	-	B	9715F
E	-	-	VX58BB	2643773 R1	4.81	10.0	Std. Wall XLPE Primary Cable	BLACK	4595.0	-	A	9716M
F	-	-	VX56BB	2643802 R1	4.81	10.0	Std. Wall XLPE Primary Cable	YELLOW 2	4595.0	-	B	9716M
G	-	-	VX57BB	2643776 R1	4.81	10.0	Std. Wall XLPE Primary Cable	LIGHT GREEN	4595.0	-	C	9716M

Connector Name	R01-9789FA
Part Number	1667732C1
Instances	LT/RH/LoneStar - X15/A26 - Trailer Interface (Lighting) – BOC & EOF_NA:Diagram1-Combination2 LT/RH/LoneStar - X15/A26 - Trailer Interface (Lighting) – BOC & EOF_NA:Diagram1-Combination4
Mates	TRLR-SKT_EOF-3035-01-02A

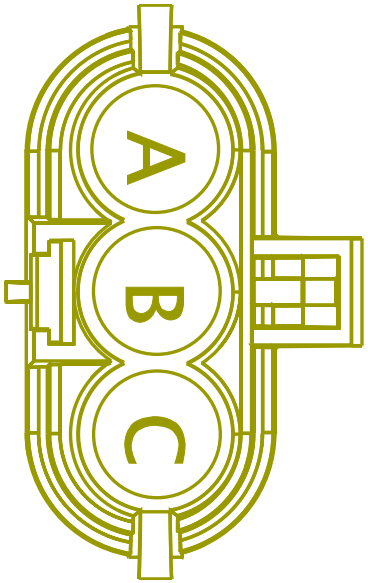

Name	Terminal Part Number	V-Min	Name	Wire Part Number	Wire CSA	Wire Spec	Wire Material description	Wire Color Description	Wire Length	End2 Terminal Part Number	End2 Pin Name	End2 Connect or
A	-	-	RS58W	2643773 R1	4.81	10.0	Std. Wall XLPE Primary Cable	BLACK	3020.0	-	A	9716M
B	-	-	RS56W	2643802 R1	4.81	10.0	Std. Wall XLPE Primary Cable	YELLOW 2	3020.0	-	B	9716M
C	-	-	RS57W	2643776 R1	4.81	10.0	Std. Wall XLPE Primary Cable	LIGHT GREEN	3020.0	-	C	9716M

Connector Name	R01-9789F
Part Number	1667732C1
Instances	LT/RH/LoneStar - X15/A26 - Trailer Interface (Lighting) – BOC & EOF_NA:Diagram1-Combination1 LT/RH/LoneStar - X15/A26 - Trailer Interface (Lighting) – BOC & EOF_NA:Diagram1-Combination3
Mates	TRLR-SKT_EOF-3035-01-02AA

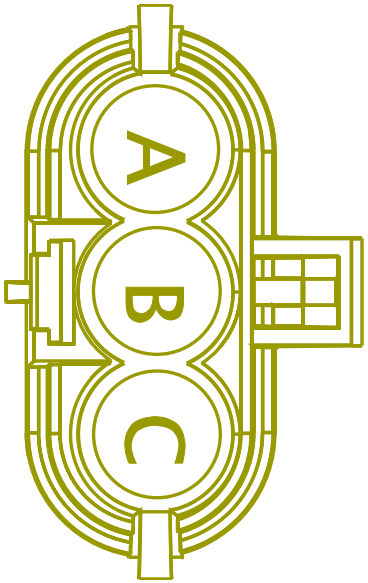

Name	Terminal Part Number	V-Min	Name	Wire Part Number	Wire CSA	Wire Spec	Wire Material description	Wire Color Description	Wire Length	End2 Terminal Part Number	End2 Pin Name	End2 Connect or
A	-	-	RR58W	2643773 R1	4.81	10.0	Std. Wall XLPE Primary Cable	BLACK	2545.0	-	A	9716M
B	-	-	RR56W	2643802 R1	4.81	10.0	Std. Wall XLPE Primary Cable	YELLOW 2	2545.0	-	B	9716M
C	-	-	RR57W	2643776 R1	4.81	10.0	Std. Wall XLPE Primary Cable	LIGHT GREEN	2545.0	-	C	9716M

Connector Name	R01-9790MA
Part Number	1667733C1
Instances	LoneStar - X15 - Trailer Interface (ABS) - Center Pin Circuit:Diagram2 LoneStar - X15 - Trailer Interface (ABS) - Center Pin Circuit:Diagram4 LT/RH - X15/A26 - Trailer Interface (ABS) - Center Pin Circuit:Diagram2 LT/RH - X15/A26 - Trailer Interface (ABS) - Center Pin Circuit:Diagram4 LT/RH/LoneStar - X15/A26 - Trailer Interface (ABS) - BOC & EOF_NA:Diagram2 LT/RH/LoneStar - X15/A26 - Trailer Interface (ABS) - BOC & EOF_NA:Diagram4 LT/RH/LoneStar - X15/A26 - Trailer Interface (Lighting) – BOC & EOF_NA:Diagram1-Combination2 LT/RH/LoneStar - X15/A26 - Trailer Interface (Lighting) – BOC & EOF_NA:Diagram1-Combination4
Mates	TRLR-SKT_EOF-3035-01-02A

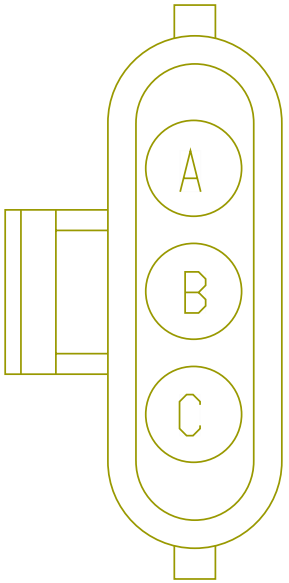

Name	Terminal Part Number	V-Min	Name	Wire Part Number	Wire CSA	Wire Spec	Wire Material description	Wire Color Description	Wire Length	End2 Terminal Part Number	End2 Pin Name	End2 Connector
A	-	-	RS70W	2643698 R1	4.81	10.0	Std. Wall XLPE Primary Cable	RED	3020.0	-	A	9715F
B	-	-	RS68W	2643779 R1	4.81	10.0	Std. Wall XLPE Primary Cable	BROWN	3020.0	-	B	9715F
C	-	-	RS94W	2643816 R1	4.81	10.0	Std. Wall XLPE Primary Cable	DARK BLUE	3020.0	-	C	9715F

Connector Name	R01-9790M
Part Number	1667733C1
Instances	LoneStar - X15 - Trailer Interface (ABS) - Center Pin Circuit:Diagram1 LoneStar - X15 - Trailer Interface (ABS) - Center Pin Circuit:Diagram3 LT/RH - X15/A26 - Trailer Interface (ABS) - Center Pin Circuit:Diagram1 LT/RH - X15/A26 - Trailer Interface (ABS) - Center Pin Circuit:Diagram3 LT/RH/LoneStar - X15/A26 - Trailer Interface (ABS) - BOC & EOF_NA:Diagram1 LT/RH/LoneStar - X15/A26 - Trailer Interface (ABS) - BOC & EOF_NA:Diagram3 LT/RH/LoneStar - X15/A26 - Trailer Interface (Lighting) – BOC & EOF_NA:Diagram1-Combination1 LT/RH/LoneStar - X15/A26 - Trailer Interface (Lighting) – BOC & EOF_NA:Diagram1-Combination3

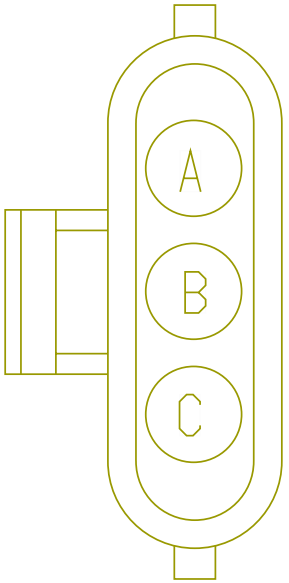

Name	Terminal Part Number	V-Min	Name	Wire Part Number	Wire CSA	Wire Spec	Wire Material description	Wire Color Description	Wire Length	End2 Terminal Part Number	End2 Pin Name	End2 Connector
A	-	-	RR70W	2643698 R1	4.81	10.0	Std. Wall XLPE Primary Cable	RED	2545.0	-	A	9715F
B	-	-	RR68W	2643779 R1	4.81	10.0	Std. Wall XLPE Primary Cable	BROWN	2545.0	-	B	9715F
C	-	-	RR94W	2643816 R1	4.81	10.0	Std. Wall XLPE Primary Cable	DARK BLUE	2545.0	-	C	9715F

Connector Name	R01-9811
Part Number	3536864C1
Instances	LT/RH/LoneStar - X15/A26 - Tandem Axle Temperature Monitoring:Diagram1 LT/RH/LoneStar - X15/A26 - Tandem Axle Temperature Monitoring w/ Single SNSR and AUX Gauge:Diagram1 LT/RH/LoneStar - X15/A26 - Tandem Axle Temperature Monitoring w/ Single SNSR and AUX Gauge:Diagram1 LT/RH/LoneStar - X15/A26 - Tandem Axle Temperature Monitoring w/Aux Gauge:Diagram1
Mates	SNSR-Single_Axl_Temp-3008- 01-01A

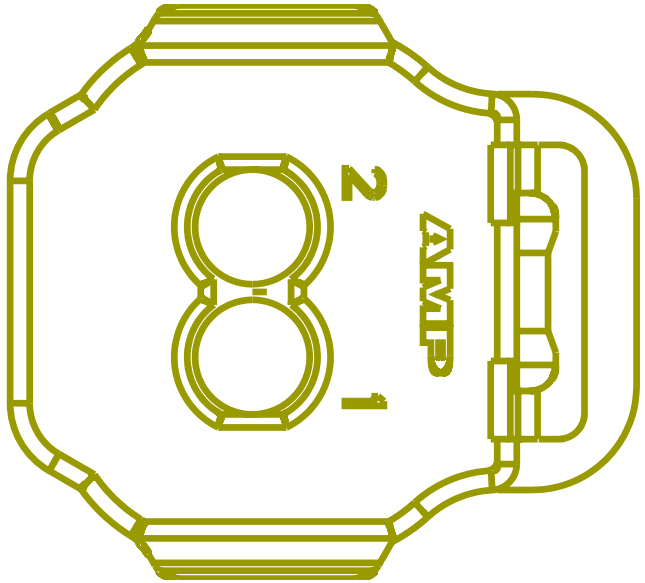

Name	Terminal Part Number	V-Min	Name	Wire Part Number	Wire CSA	Wire Spec	Wire Material description	Wire Color Description	Wire Length	End2 Terminal Part Number	End2 Pin Name	End2 Connect or
1	-	-	TA32	2643676 R1	0.79	18.0	Std. Wall XLPE Primary Cable	TAN	2860.0	-	6	9800M
1	-	-	RH32	2643676 R1	0.79	18.0	Std. Wall XLPE Primary Cable	TAN	2860.0	-	8	9800M
2	-	-	TA9C	2643673 R1	0.79	18.0	Std. Wall XLPE Primary Cable	GREY	2860.0	-	7	9800M
2	-	-	RH9C	2643673 R1	0.79	18.0	Std. Wall XLPE Primary Cable	GREY	1950.0	-	X	-

Connector Name	R01-9812
Part Number	3536864C1
Instances	LT/RH/LoneStar - X15/A26 - Tandem Axle Temperature Monitoring:Diagram1 LT/RH/LoneStar - X15/A26 - Tandem Axle Temperature Monitoring w/Aux Gauge:Diagram1

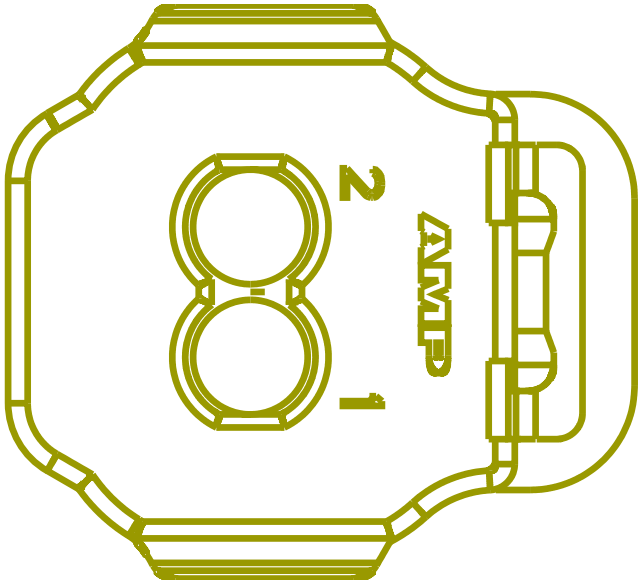

Name	Terminal Part Number	V-Min	Name	Wire Part Number	Wire CSA	Wire Spec	Wire Material description	Wire Color Description	Wire Length	End2 Terminal Part Number	End2 Pin Name	End2 Connect or
1	-	-	RH32A	2643676 R1	0.79	18.0	Std. Wall XLPE Primary Cable	TAN	3385.0	-	6	9800M
2	-	-	RH9B	2643673 R1	0.79	18.0	Std. Wall XLPE Primary Cable	GREY	2475.0	-	X	-

Connector Name	R01-9813
Part Number	3536864C1
Instances	LT/RH/LoneStar - X15/A26 - Single Axle Temperature Monitoring:Diagram1 LT/RH/LoneStar - X15/A26 - Single Axle Temperature Monitoring w/Aux Gauge:Diagram1
Mates	SNSR-Single_Axl_Temp-3008- 01-01A

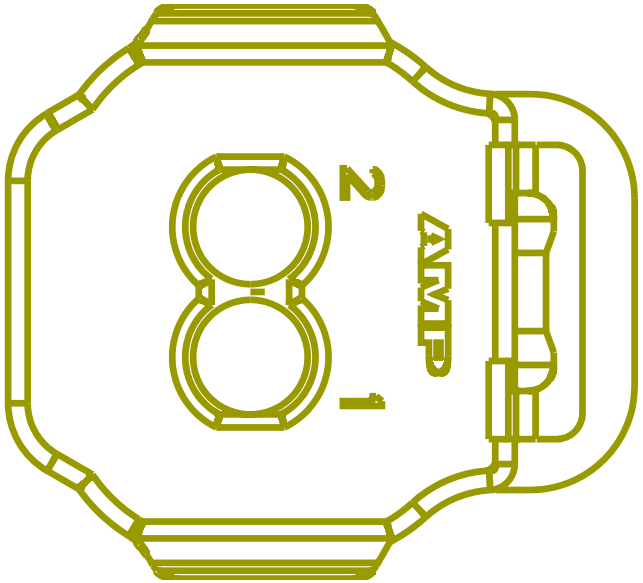

Name	Terminal Part Number	V-Min	Name	Wire Part Number	Wire CSA	Wire Spec	Wire Material description	Wire Color Description	Wire Length	End2 Terminal Part Number	End2 Pin Name	End2 Connect or
1	-	-	RJ32A	2643676 R1	0.79	18.0	Std. Wall XLPE Primary Cable	TAN	3385.0	-	6	9800M
2	-	-	RJ9	2643673 R1	0.79	18.0	Std. Wall XLPE Primary Cable	GREY	3385.0	-	7	9800M

Connector Name	R01-9814
Part Number	587567C91
Instances	LT/RH/LoneStar - X15/A26 - 2 Driver Controlled Locking Differential - FR & RR Axle (DANA):Diagram1 LT/RH/LoneStar - X15/A26 - Driver Controlled Locking Differential - FR & RR Axle (DANA):Diagram1
Mates	SW-FR_DIFF_LOCK-3012-05-01A

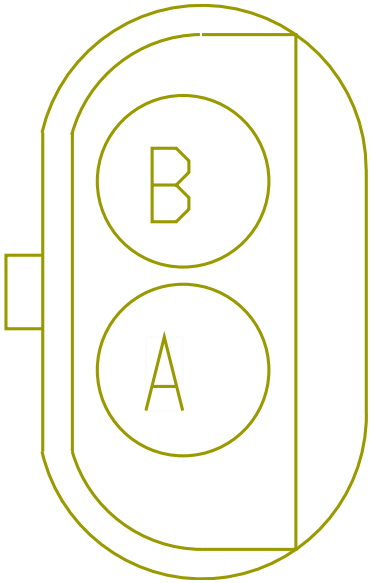

Name	Terminal Part Number	V-Min	Name	Wire Part Number	Wire CSA	Wire Spec	Wire Material description	Wire Color Description	Wire Length	End2 Terminal Part Number	End2 Pin Name	End2 Connect or
A	-	-	RN49A	2643673 R1	0.79	18.0	Std. Wall XLPE Primary Cable	GREY	2130.0	-	11	9800M
B	-	-	RN49-GB	2643674 R1	0.79	18.0	Std. Wall XLPE Primary Cable	WHITE	1655.0	-	X	-

Connector Name	R01-9815
Part Number	587567C91
Instances	LT/RH/LoneStar - X15/A26 - 2 Driver Controlled Locking Differential - FR & RR Axle (DANA):Diagram1 LT/RH/LoneStar - X15/A26 - Driver Controlled Locking Differential - FR & RR Axle (DANA):Diagram1 LT/RH/LoneStar - X15/A26 - Driver Controlled Locking Differential - RR Axle (DANA):Diagram1
Mates	SW-RR_DIFF_LOCK-3012-05-01A

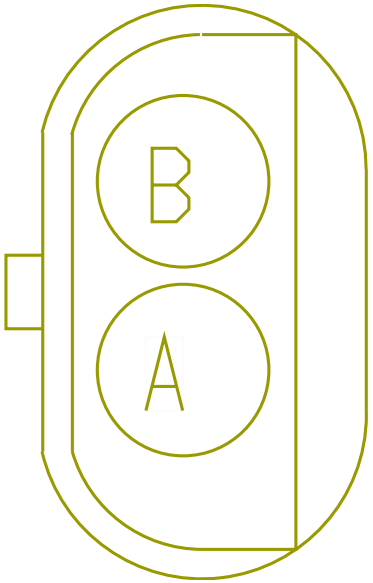

Name	Terminal Part Number	V-Min	Name	Wire Part Number	Wire CSA	Wire Spec	Wire Material description	Wire Color Description	Wire Length	End2 Terminal Part Number	End2 Pin Name	End2 Connect or
A	-	-	RM49	2643673 R1	0.79	18.0	Std. Wall XLPE Primary Cable	GREY	3075.0	-	9	9800M
B	-	-	RN49-GA	2643674 R1	0.79	18.0	Std. Wall XLPE Primary Cable	WHITE	2600.0	-	X	-
B	-	-	RP49-G	2643674 R1	0.79	18.0	Std. Wall XLPE Primary Cable	WHITE	3075.0	-	10	9800M

Connector Name R01-9816

Part Number 587567C91

Instances LT/RH/LoneStar - X15/A26 - Driver Controlled Locking Differential - RR Axle (DANA):Diagram2

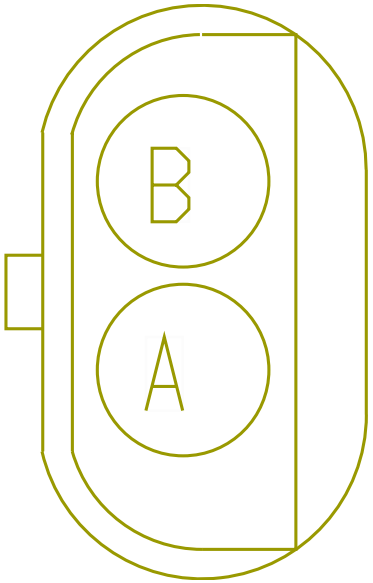

Name	Terminal Part Number	V-Min	Name	Wire Part Number	Wire CSA	Wire Spec	Wire Material description	Wire Color Description	Wire Length	End2 Terminal Part Number	End2 Pin Name	End2 Connect or
A	-	-	RL49	2643673 R1	0.79	18.0	Std. Wall XLPE Primary Cable	GREY	2760.0	-	9	9800M
B	-	-	RL49-G	2643674 R1	0.79	18.0	Std. Wall XLPE Primary Cable	WHITE	2760.0	-	10	9800M

Connector Name R01-9830

Part Number 1678137C1

Instances LT/RH/LoneStar - X15/A26 - Axle Loading (Weight) Rear:Diagram1

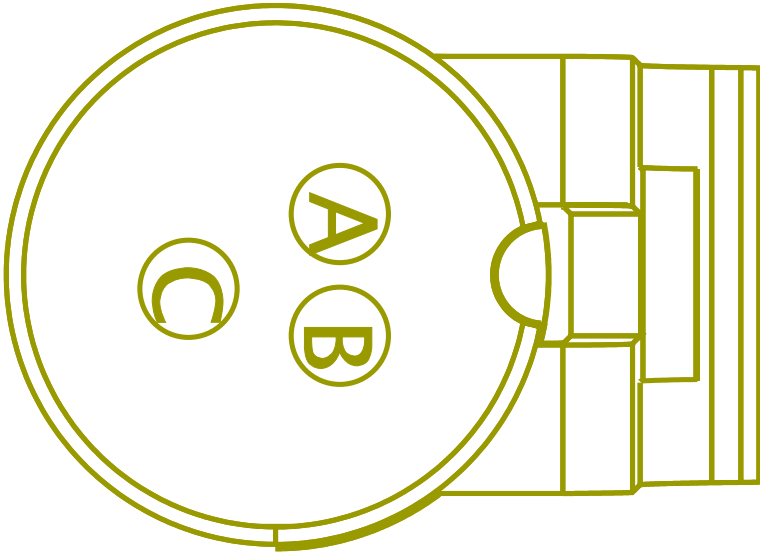

Name	Terminal Part Number	V-Min	Name	Wire Part Number	Wire CSA	Wire Spec	Wire Material description	Wire Color Description	Wire Length	End2 Terminal Part Number	End2 Pin Name	End2 Connector
A	-	-	RD109B	2643673 R1	0.79	18.0	Std. Wall XLPE Primary Cable	GREY	3845.0	-	A	9865M
B	-	-	RD106B	2643673 R1	0.79	18.0	Std. Wall XLPE Primary Cable	GREY	3845.0	-	B	9865M
C	-	-	RD61B	2643673 R1	0.79	18.0	Std. Wall XLPE Primary Cable	GREY	3845.0	-	C	9865M

Connector Name	R01-9832
Part Number	1678137C1
Instances	LT/RH/LoneStar - X15/A26 - Axle Loading (Weight) Rear:Diagram2
Mates	SNSR-RRAXLE-3007-03-01A

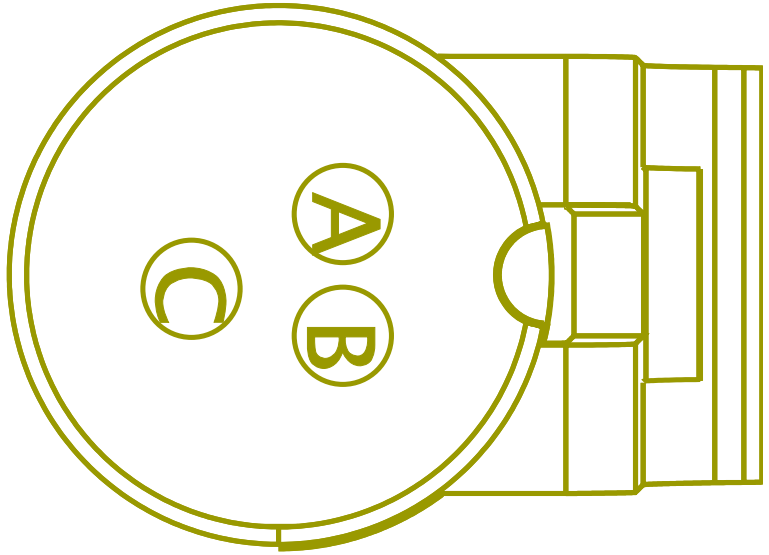

Name	Terminal Part Number	V-Min	Name	Wire Part Number	Wire CSA	Wire Spec	Wire Material description	Wire Color Description	Wire Length	End2 Terminal Part Number	End2 Pin Name	End2 Connector
A	-	-	RE109B	2643673 R1	0.79	18.0	Std. Wall XLPE Primary Cable	GREY	3345.0	-	A	9865M
B	-	-	RE106B	2643673 R1	0.79	18.0	Std. Wall XLPE Primary Cable	GREY	3345.0	-	B	9865M
C	-	-	RE61B	2643673 R1	0.79	18.0	Std. Wall XLPE Primary Cable	GREY	3345.0	-	C	9865M

Connector Name	R01-9911
Part Number	3536864C1
Instances	LT/RH/LoneStar - X15/A26 - Tandem Axle Temperature Monitoring:Diagram2 LT/RH/LoneStar - X15/A26 - Tandem Axle Temperature Monitoring w/Aux Gauge:Diagram2

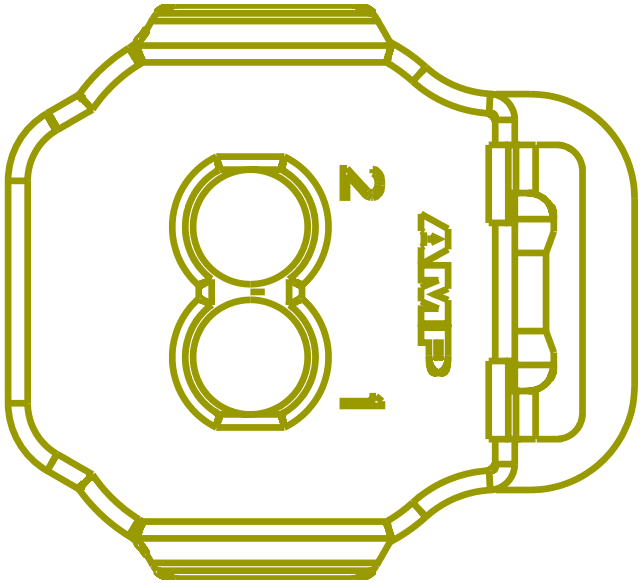

Name	Terminal Part Number	V-Min	Name	Wire Part Number	Wire CSA	Wire Spec	Wire Material description	Wire Color Description	Wire Length	End2 Terminal Part Number	End2 Pin Name	End2 Connect or
1	-	-	UC32	2643676 R1	0.79	18.0	Std. Wall XLPE Primary Cable	TAN	1670.0	-	8	9800M
2	-	-	UC9C	2643673 R1	0.79	18.0	Std. Wall XLPE Primary Cable	GREY	910.0	-	X	-

Connector Name	R01-9912
Part Number	3536864C1
Instances	LT/RH/LoneStar - X15/A26 - Tandem Axle Temperature Monitoring:Diagram2 LT/RH/LoneStar - X15/A26 - Tandem Axle Temperature Monitoring w/Aux Gauge:Diagram2
Mates	SNSR-RR_Axl_Temp-3008-02-0 1A

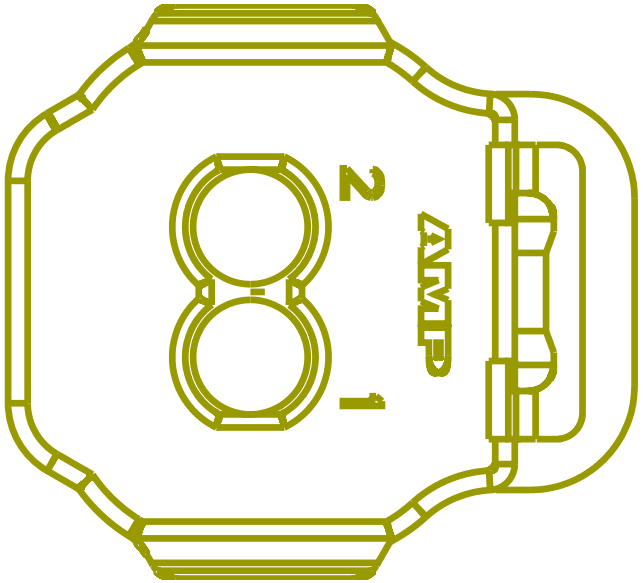

Name	Terminal Part Number	V-Min	Name	Wire Part Number	Wire CSA	Wire Spec	Wire Material description	Wire Color Description	Wire Length	End2 Terminal Part Number	End2 Pin Name	End2 Connect or
1	-	-	UC32A	2643676 R1	0.79	18.0	Std. Wall XLPE Primary Cable	TAN	3535.0	-	6	9800M
2	-	-	UC9B	2643673 R1	0.79	18.0	Std. Wall XLPE Primary Cable	GREY	2625.0	-	X	-

Connector Name R01_9303K

Part Number 3612305C1

Instances LT/RH - A26 - Backup Light (Dual Reverse Light)Allison/ZF Trans:Diagram1
LT/RH - A26 - Backup Light (Dual Reverse LT) - Relay Coil CTRL by TCM - 6 PIN:Diagram1
LT/RH - A26 - Backup Lights (Dual Reverse Light) Eaton/Manual Trans:Diagram1



Name	Terminal Part Number	V-Min	Name	Wire Part Number	Wire CSA	Wire Spec	Wire Material description	Wire Color Description	Wire Length	End2 Terminal Part Number	End2 Pin Name	End2 Connect or
1	-	-	VH71BE	-	0.0	12.0	-	ORANGE	0.0	-	X	-
5	-	-	VH10-GE	3510362 R1	3.01	12.0	Thin Wall XLPE Primary Cable	WHITE	650.0	-	X	-

Connector Name	R01_9303L
Part Number	3612305C1
Instances	LT/RH - A26 - Backup Light (Dual Reverse Light)Allison/ZF Trans:Diagram1 LT/RH - A26 - Backup Light (Dual Reverse LT) - Relay Coil CTRL by TCM - 6 PIN:Diagram1 LT/RH - A26 - Backup Lights (Dual Reverse Light) Eaton/Manual Trans:Diagram1



Name	Terminal Part Number	V-Min	Name	Wire Part Number	Wire CSA	Wire Spec	Wire Material description	Wire Color Description	Wire Length	End2 Terminal Part Number	End2 Pin Name	End2 Connect or
1	-	-	VH71BG	-	0.0	12.0	-	ORANGE	0.0	-	X	-
5	-	-	VH10-GG	3510362 R1	3.01	12.0	Thin Wall XLPE Primary Cable	WHITE	600.0	-	X	-

Connector Name	R01_9303M
Part Number	3612305C1
Instances	LT/RH - A26 - Backup Light (Dual Reverse Light)Allison/ZF Trans:Diagram2 LT/RH - A26 - Backup Light (Dual Reverse LT) - Relay Coil CTRL by TCM - 6 PIN:Diagram2 LT/RH - A26 - Backup Lights (Dual Reverse Light) Eaton/Manual Trans:Diagram2
Mates	DEV-REAR_RH_LIGHTS-01



Name	Terminal Part Number	V-Min	Name	Wire Part Number	Wire CSA	Wire Spec	Wire Material description	Wire Color Description	Wire Length	End2 Terminal Part Number	End2 Pin Name	End2 Connect or
1	-	-	VK71BC	3510320 R1	3.01	12.0	Thin Wall XLPE Primary Cable	ORANGE	550.0	-	X	-
5	-	-	VK10-GC	3510362 R1	3.01	12.0	Thin Wall XLPE Primary Cable	WHITE	650.0	-	X	-

Connector Name	R01_9303N
Part Number	3612305C1
Instances	LT/RH - A26 - Backup Light (Dual Reverse Light)Allison/ZF Trans:Diagram2 LT/RH - A26 - Backup Light (Dual Reverse LT) - Relay Coil CTRL by TCM - 6 PIN:Diagram2 LT/RH - A26 - Backup Lights (Dual Reverse Light) Eaton/Manual Trans:Diagram2
Mates	DEV-REAR_LH_LIGHTS-01



Name	Terminal Part Number	V-Min	Name	Wire Part Number	Wire CSA	Wire Spec	Wire Material description	Wire Color Description	Wire Length	End2 Terminal Part Number	End2 Pin Name	End2 Connect or
1	-	-	VK71BD	3510320 R1	3.01	12.0	Thin Wall XLPE Primary Cable	ORANGE	700.0	-	X	-
5	-	-	VK10-GB	3510362 R1	3.01	12.0	Thin Wall XLPE Primary Cable	WHITE	600.0	-	X	-

Connector Name	R01_9800M
Part Number	3558022C1
Instances	LT/RH - A26 - Back-Up Alarm (Manual) W/ Tailboard:Diagram1 LT/RH - A26 - Back-Up Alarm (Manual) W/ Tailboard:Diagram2 LT/RH - A26 - Backup Lights (Reverse Light) Eaton/Manual Trans:Diagram1 LT/RH - A26 - Backup Lights (Single Reverse Light) Eaton/ Manual Trans-Option 1:Diagram1 - 4x2 LT/RH - A26 - Backup Lights (Single Reverse Light) Eaton/ Manual Trans-Option 1:Diagram2 - 6x4 LT/RH - A26 - Backup Lights (Single Reverse Light) Eaton/ Manual Trans-Option2:Diagram1
Mates	N01_9800F

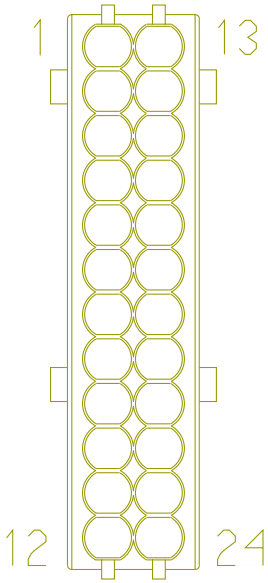

Name	Terminal Part Number	V-Min	Name	Wire Part Number	Wire CSA	Wire Spec	Wire Material description	Wire Color Description	Wire Length	End2 Terminal Part Number	End2 Pin Name	End2 Connect or
1	-	-	RA71BA	3510320 R1	3.01	12.0	Thin Wall XLPE Primary Cable	ORANGE	3120.0	-	1	R01-9303
1	-	-	SA71BA	3510320 R1	3.01	12.0	Thin Wall XLPE Primary Cable	ORANGE	3820.0	-	1	R01-930 3A
5	-	-	RA10-G	3510362 R1	3.01	12.0	Thin Wall XLPE Primary Cable	WHITE	3120.0	-	5	R01-9303
5	-	-	SA10-G	3510362 R1	3.01	12.0	Thin Wall XLPE Primary Cable	WHITE	3820.0	-	5	R01-930 3A

Connector Name	S05-9255
Part Number	1667639C1
Instances	LT/RH/LoneStar - X15/A26 - Rear AUTO HVAC (No Idle) W/ Pre-Heat (Bergstrom Heat and Cool w/ Condensation) 2 SWITCHES:Diagram1 - Powers, Grounds & Controls LT/RH/LoneStar - X15/A26 - Rear Manual HVAC (No Idle) W/ Pre-Heat (Bergstrom Heat and Cool w/ Condensation) 2 SWITCHES:Diagram1 - Powers, Grounds & Controls LT/RH/LoneStar A26/X15 - No-Idle HVAC (Espar Airtronic, Berstrom AC, Front Auto Control head):Diagram1 - Powers, Grounds & Controls LT/RH/LoneStar A26/X15 - No-Idle HVAC (Espar Airtronic, Berstrom AC, Front Manual Control head:Diagram1 - Powers, Grounds & Controls
Mates	DEV-10A_INLINE_FUSE_HOLDER -6002-11-01A

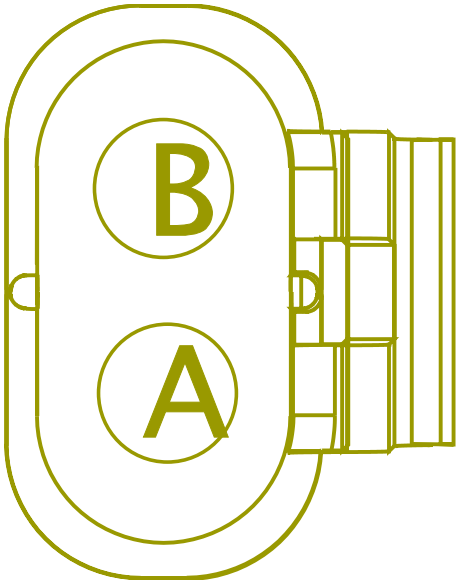

Name	Terminal Part Number	V-Min	Name	Wire Part Number	Wire CSA	Wire Spec	Wire Material description	Wire Color Description	Wire Length	End2 Terminal Part Number	End2 Pin Name	End2 Connect or
A	-	-	N104AZ	2643695 R1	3.01	12.0	Std. Wall XLPE Primary Cable	RED	210.0	-	A	J4
B	-	-	N104BB	2643695 R1	3.01	12.0	Std. Wall XLPE Primary Cable	RED	200.0	-	A	100PB1

Connector Name TERMINAL 1

Part Number 2241349C1

Instances LT/RH - A26 - Cranking (Starter) (BCM Controlled & N/ Wired Thermal Over-Crank):Diagram1
LT/RH - A26 - Cranking (Starter) (BCM Controlled & N/ Wired Thermal Overcrank):Diagram1
LT/RH - A26 - Cranking (Starter) (BCM Controlled & W/ Wired Thermal Over-crank):Diagram1
LT/RH - A26 - Cranking (Starter) (BCM Controlled & W/ Wired Thermal Overcrank):Diagram1

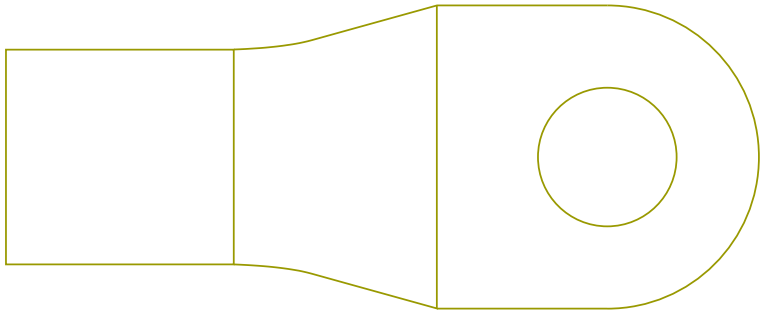

Name	Terminal Part Number	V-Min	Name	Wire Part Number	Wire CSA	Wire Spec	Wire Material description	Wire Color Description	Wire Length	End2 Terminal Part Number	End2 Pin Name	End2 Connect or
A	-	-	SMART PART1	-	0.0	0.0	-	RED	0.0	-	A	TERMINAL 3
A	-	-	SMART PART2	-	0.0	0.0	-	RED	0.0	-	A	TERMINAL 3

Connector Name TERMINAL 2

Part Number 2241349C1

Instances LT/RH - A26 - Cranking (Starter) (BCM Controlled & N/ Wired Thermal Over-Crank):Diagram1
LT/RH - A26 - Cranking (Starter) (BCM Controlled & N/ Wired Thermal Overcrank):Diagram1
LT/RH - A26 - Cranking (Starter) (BCM Controlled & W/ Wired Thermal Over-crank):Diagram1
LT/RH - A26 - Cranking (Starter) (BCM Controlled & W/ Wired Thermal Overcrank):Diagram1

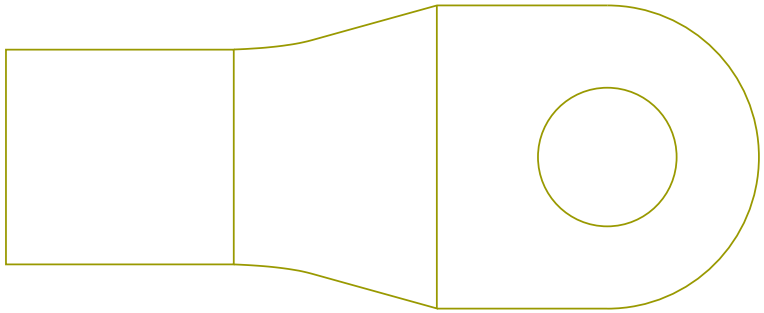

Name	Terminal Part Number	V-Min	Name	Wire Part Number	Wire CSA	Wire Spec	Wire Material description	Wire Color Description	Wire Length	End2 Terminal Part Number	End2 Pin Name	End2 Connect or
A	-	-	SMART PART3	-	0.0	0.0	-	BLACK	0.0	-	A	TERMINAL 4
A	-	-	SMART PART4	-	0.0	0.0	-	BLACK	0.0	-	A	TERMINAL 4

Connector Name	TERMINAL 3
Part Number	2241305C1
Instances	LT/RH - A26 - Cranking (Starter) (BCM Controlled & N/ Wired Thermal Over-Crank):Diagram1 LT/RH - A26 - Cranking (Starter) (BCM Controlled & N/ Wired Thermal Overcrank):Diagram1 LT/RH - A26 - Cranking (Starter) (BCM Controlled & W/ Wired Thermal Over-crank):Diagram1 LT/RH - A26 - Cranking (Starter) (BCM Controlled & W/ Wired Thermal Overcrank):Diagram1
Mates	DEV-STARTER-04

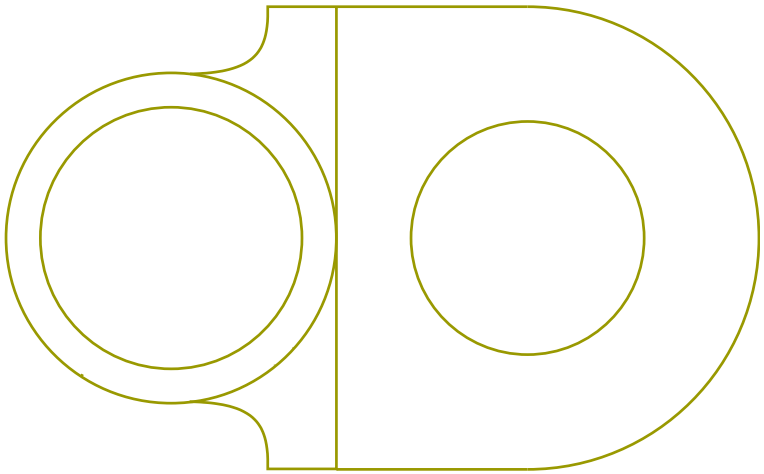

Name	Terminal Part Number	V-Min	Name	Wire Part Number	Wire CSA	Wire Spec	Wire Material description	Wire Color Description	Wire Length	End2 Terminal Part Number	End2 Pin Name	End2 Connector
A	-	-	SMART PART1	-	0.0	0.0	-	RED	0.0	-	A	TERMINAL 1
A	-	-	SMART PART2	-	0.0	0.0	-	RED	0.0	-	A	TERMINAL 1

Connector Name	TERMINAL 4
Part Number	2241350C1
Instances	LT/RH - A26 - Cranking (Starter) (BCM Controlled & N/ Wired Thermal Over-Crank):Diagram1 LT/RH - A26 - Cranking (Starter) (BCM Controlled & N/ Wired Thermal Overcrank):Diagram1 LT/RH - A26 - Cranking (Starter) (BCM Controlled & W/ Wired Thermal Over-crank):Diagram1 LT/RH - A26 - Cranking (Starter) (BCM Controlled & W/ Wired Thermal Overcrank):Diagram1
Mates	DEV-STARTER-04

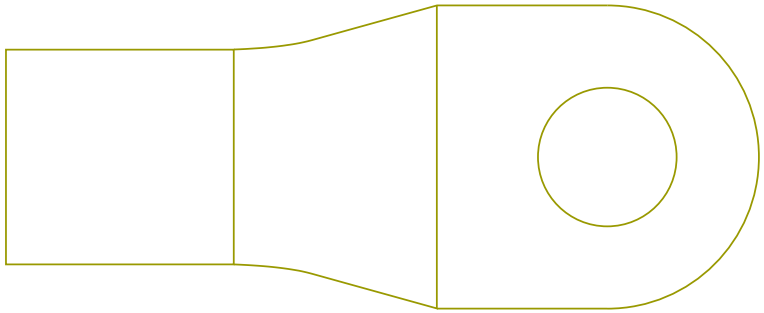

Name	Terminal Part Number	V-Min	Name	Wire Part Number	Wire CSA	Wire Spec	Wire Material description	Wire Color Description	Wire Length	End2 Terminal Part Number	End2 Pin Name	End2 Connector
A	-	-	SMART PART3	-	0.0	0.0	-	BLACK	0.0	-	A	TERMINAL 2
A	-	-	SMART PART4	-	0.0	0.0	-	BLACK	0.0	-	A	TERMINAL 2

Connector Name	T08-6100D
Part Number	RING-M-8_0
Instances	LT/RH/LoneStar - X15 - Leece-Neville - LN 325A Alternator W/ Remote Sense W/ Delco Starter:Diagram1 LT/RH/LoneStar - X15 - Leece-Neville - LN 325A Alternator W/ Remote Sense W/ Mitsubishi Starter:Diagram1
Mates	DEV-Leece-Nevile_LN320_Alt ernator-4004-01-09B



Name	Terminal Part Number	V-Min	Name	Wire Part Number	Wire CSA	Wire Spec	Wire Material description	Wire Color Description	Wire Length	End2 Terminal Part Number	End2 Pin Name	End2 Connect or
A	-	-	K2	2645964 R1	61.89	0.0	SGR 125	RED	2930.0	-	X	-

Connector Name	T08-6101D
Part Number	RING-M-8_0
Instances	LT/RH/LoneStar - X15 - Leece-Neville - LN 325A Alternator W/ Remote Sense W/ Delco Starter:Diagram1 LT/RH/LoneStar - X15 - Leece-Neville - LN 325A Alternator W/ Remote Sense W/ Mitsubishi Starter:Diagram1
Mates	DEV-Leece-Nevile_LN320_Alt ernator-4004-01-09B



Name	Terminal Part Number	V-Min	Name	Wire Part Number	Wire CSA	Wire Spec	Wire Material description	Wire Color Description	Wire Length	End2 Terminal Part Number	End2 Pin Name	End2 Connect or
A	-	-	K2-G	2645940 R1	61.89	0.0	SGR 125	BLACK	2740.0	-	1	T-6302B

Connector Name	T09-6100D
Part Number	RING-E-5-16_0
Instances	LT/RH/LoneStar - X15 - Delco Remy 40SI Alternator W/ Remote Sense W/ Delco Starter:Diagram1-Combination2 LT/RH/LoneStar - X15 - Delco Remy 40SI Alternator W/ Remote Sense W/ Mitsubishi Starter:Diagram2



Name	Terminal Part Number	V-Min	Name	Wire Part Number	Wire CSA	Wire Spec	Wire Material description	Wire Color Description	Wire Length	End2 Terminal Part Number	End2 Pin Name	End2 Connect or
A	-	-	K2	2645964 R1	61.89	0.0	SGR 125	RED	2930.0	-	X	-

Connector Name	T09-6101D
Part Number	RING-E-5-16_0
Instances	LT/RH/LoneStar - X15 - Delco Remy 40SI Alternator W/ Remote Sense W/ Delco Starter:Diagram1-Combination2 LT/RH/LoneStar - X15 - Delco Remy 40SI Alternator W/ Remote Sense W/ Mitsubishi Starter:Diagram2



Name	Terminal Part Number	V-Min	Name	Wire Part Number	Wire CSA	Wire Spec	Wire Material description	Wire Color Description	Wire Length	End2 Terminal Part Number	End2 Pin Name	End2 Connect or
A	-	-	K2-G	2645940 R1	61.89	0.0	SGR 125	BLACK	2740.0	-	1	T-6302B

Connector Name	T10-6100D
Part Number	RING-M-8_0
Instances	LT/RH/LoneStar - X15 - Leece-Neville 320PAH Alternator W/ Delco Starter:Diagram1-Combination1 LT/RH/LoneStar - X15 - Leece-Neville 320PAH Alternator W/ Mitsubishi Starter:Diagram1
Mates	DEV-Leece_Neville_320PAH_A lternator-4004-01-03A



Name	Terminal Part Number	V-Min	Name	Wire Part Number	Wire CSA	Wire Spec	Wire Material description	Wire Color Description	Wire Length	End2 Terminal Part Number	End2 Pin Name	End2 Connect or
A	-	-	K2	2645964 R1	61.89	0.0	SGR 125	RED	2930.0	-	X	-

Connector Name	T10-6101D
Part Number	RING-M-10_0
Instances	LT/RH/LoneStar - X15 - Leece-Neville 320PAH Alternator W/ Delco Starter:Diagram1-Combination1 LT/RH/LoneStar - X15 - Leece-Neville 320PAH Alternator W/ Mitsubishi Starter:Diagram1
Mates	DEV-Leece_Neville_320PAH_A lternator-4004-01-03A



Name	Terminal Part Number	V-Min	Name	Wire Part Number	Wire CSA	Wire Spec	Wire Material description	Wire Color Description	Wire Length	End2 Terminal Part Number	End2 Pin Name	End2 Connect or
A	-	-	K2-G	2645940 R1	61.89	0.0	SGR 125	BLACK	2740.0	-	1	T-6302B

Connector Name T11_6101D

Part Number 2012973C1

Instances LT/RH - A26 - Charging System (Bosch LH160_LH200 Alternator):Diagram1 - Starter:Mitsubishi
LT/RH - A26 - Charging System (Bosch LH160_LH200 Alternator):Diagram2 - Starter:Delco Remy
LT/RH - A26 - Charging System (Bosch LH160_LH200 Alternator):Diagram3 - Starter:Leece-Neville
LT/RH - A26 - Charging System (Bosch LIL165_LIL200 Alternator W/ Remote Sense):Diagram1 - Starter:Mitsubishi
LT/RH - A26 - Charging System (Bosch LIL165_LIL200 Alternator W/ Remote Sense):Diagram2 - Starter:Delco Remy
LT/RH - A26 - Charging System (Bosch LIL165_LIL200 Alternator W/ Remote Sense):Diagram3 - Starter:Leece-Neville

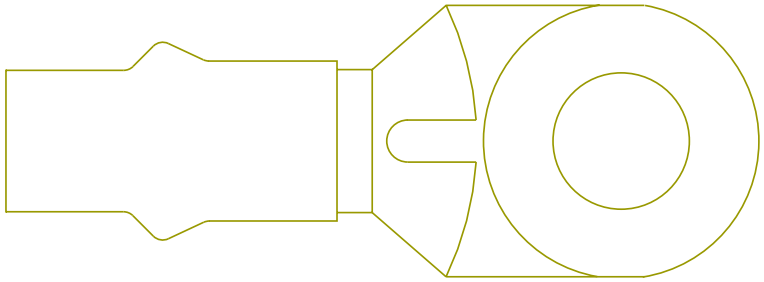

Name	Terminal Part Number	V-Min	Name	Wire Part Number	Wire CSA	Wire Spec	Wire Material description	Wire Color Description	Wire Length	End2 Terminal Part Number	End2 Pin Name	End2 Connect or
A	-	-	VM2	2645955 R1	32.19	2.0	SGR 125	RED	2955.0	-	X	-
A	-	-	VM2	-	0.0	2.0	-	RED	0.0	-	X	-

Connector Name T11_6101

Part Number 571717C1

Instances LT/RH - A26 - Charging System (Bosch LH160_LH200 Alternator):Diagram1 - Starter:Mitsubishi
LT/RH - A26 - Charging System (Bosch LH160_LH200 Alternator):Diagram2 - Starter:Delco Remy
LT/RH - A26 - Charging System (Bosch LH160_LH200 Alternator):Diagram3 - Starter:Leece-Neville
LT/RH - A26 - Charging System (Bosch LIL165_LIL200 Alternator W/ Remote Sense):Diagram1 - Starter:Mitsubishi
LT/RH - A26 - Charging System (Bosch LIL165_LIL200 Alternator W/ Remote Sense):Diagram2 - Starter:Delco Remy
LT/RH - A26 - Charging System (Bosch LIL165_LIL200 Alternator W/ Remote Sense):Diagram3 - Starter:Leece-Neville

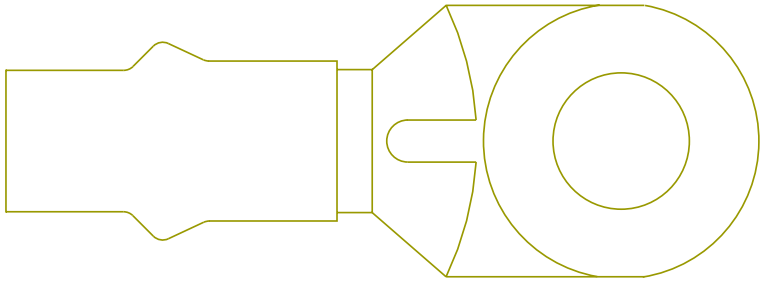

Name	Terminal Part Number	V-Min	Name	Wire Part Number	Wire CSA	Wire Spec	Wire Material description	Wire Color Description	Wire Length	End2 Terminal Part Number	End2 Pin Name	End2 Connector
A	-	-	VM-G	-	0.0	2.0	-	BLACK	0.0	-	A	T11_6362B
A	-	-	VM2-G	-	0.0	2.0	-	BLACK	0.0	-	A	T11_6362B

Connector Name	T11_6301E
Part Number	338892C2
Instances	LT/RH - A26 - Charging System (Bosch LH160_LH200 Alternator):Diagram1 - Starter:Mitsubishi LT/RH - A26 - Charging System (Bosch LH160_LH200 Alternator):Diagram2 - Starter:Delco Remy LT/RH - A26 - Charging System (Bosch LH160_LH200 Alternator):Diagram3 - Starter:Leece-Neville LT/RH - A26 - Charging System (Bosch LIL165_LIL200 Alternator W/ Remote Sense):Diagram1 - Starter:Mitsubishi LT/RH - A26 - Charging System (Bosch LIL165_LIL200 Alternator W/ Remote Sense):Diagram2 - Starter:Delco Remy LT/RH - A26 - Charging System (Bosch LIL165_LIL200 Alternator W/ Remote Sense):Diagram3 - Starter:Leece-Neville
Mates	DEV_STARTER-03

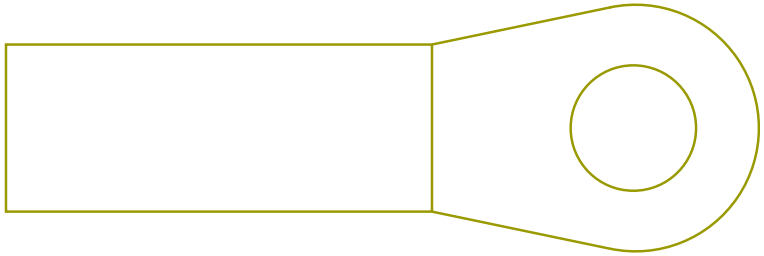

Name	Terminal Part Number	V-Min	Name	Wire Part Number	Wire CSA	Wire Spec	Wire Material description	Wire Color Description	Wire Length	End2 Terminal Part Number	End2 Pin Name	End2 Connector
A	-	-	VM2A-FL	2643473 R1	4.81	10.0	FUSEABLE LINK	RUST	160.0	-	X	-
A	-	-	VM2A-FL	-	0.0	10.0	-	RUST	0.0	-	X	-

Connector Name	T11_6362B
Part Number	475962C1
Instances	LT/RH - A26 - Charging System (Bosch LH160_LH200 Alternator):Diagram1 - Starter:Mitsubishi LT/RH - A26 - Charging System (Bosch LH160_LH200 Alternator):Diagram2 - Starter:Delco Remy LT/RH - A26 - Charging System (Bosch LH160_LH200 Alternator):Diagram3 - Starter:Leece-Neville LT/RH - A26 - Charging System (Bosch LIL165_LIL200 Alternator W/ Remote Sense):Diagram1 - Starter:Mitsubishi LT/RH - A26 - Charging System (Bosch LIL165_LIL200 Alternator W/ Remote Sense):Diagram2 - Starter:Delco Remy LT/RH - A26 - Charging System (Bosch LIL165_LIL200 Alternator W/ Remote Sense):Diagram3 - Starter:Leece-Neville
Mates	DEV_STARTER-03

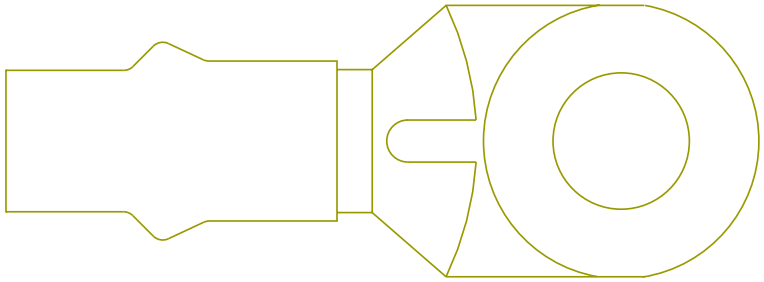

Name	Terminal Part Number	V-Min	Name	Wire Part Number	Wire CSA	Wire Spec	Wire Material description	Wire Color Description	Wire Length	End2 Terminal Part Number	End2 Pin Name	End2 Connector
A	-	-	VM-G	-	0.0	2.0	-	BLACK	0.0	-	A	T11_6101
A	-	-	VM2-G	-	0.0	2.0	-	BLACK	0.0	-	A	T11_6101

Connector Name	T12_6101D
Part Number	2241360C1
Instances	LT/RH - 2021 A26 - Charging System (Leece-Neville AVI160-190A/210A/240A Alternator W/ Remote Sense):Diagram1 - Starter:Mitsubishi LT/RH - 2021 A26 - Charging System (Leece-Neville AVI160-190A/210A/240A Alternator W/ Remote Sense):Diagram2 - Starter:Delco Remy LT/RH - 2021 A26 - Charging System (Leece-Neville AVI160-190A/210A/240A Alternator W/ Remote Sense):Diagram3 - Starter:Leece-Neville
Mates	DEV-Alternator-04

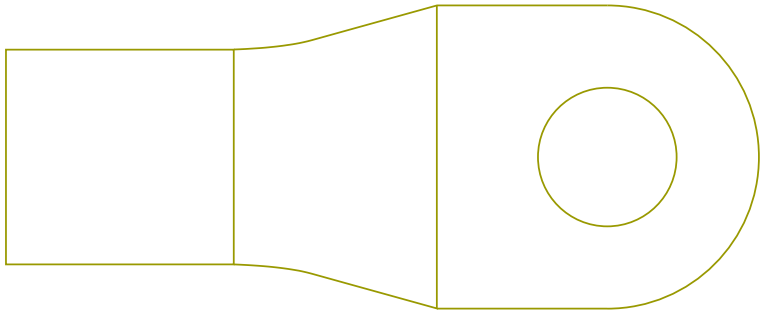

Name	Terminal Part Number	V-Min	Name	Wire Part Number	Wire CSA	Wire Spec	Wire Material description	Wire Color Description	Wire Length	End2 Terminal Part Number	End2 Pin Name	End2 Connect or
A	-	-	VH2	2645958 R1	39.43	1.0	SGR 125	RED	2925.0	-	X	-

Connector Name	T12_6101
Part Number	2241360C1
Instances	LT/RH - 2021 A26 - Charging System (Leece-Neville AVI160-190A/210A/240A Alternator W/ Remote Sense):Diagram1 - Starter:Mitsubishi LT/RH - 2021 A26 - Charging System (Leece-Neville AVI160-190A/210A/240A Alternator W/ Remote Sense):Diagram2 - Starter:Delco Remy LT/RH - 2021 A26 - Charging System (Leece-Neville AVI160-190A/210A/240A Alternator W/ Remote Sense):Diagram3 - Starter:Leece-Neville
Mates	DEV-Alternator-04

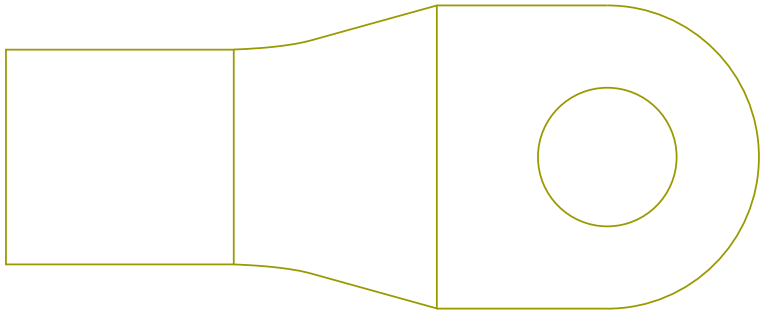

Name	Terminal Part Number	V-Min	Name	Wire Part Number	Wire CSA	Wire Spec	Wire Material description	Wire Color Description	Wire Length	End2 Terminal Part Number	End2 Pin Name	End2 Connector
A	-	-	VH2-G	2645934 R1	39.43	1.0	SGR 125	BLACK	2880.0	-	A	T12_6302B

Connector Name	T12_6301E
Part Number	2241415C1
Instances	LT/RH - 2021 A26 - Charging System (Leece-Neville AVI160-190A/210A/240A Alternator W/ Remote Sense):Diagram1 - Starter:Mitsubishi LT/RH - 2021 A26 - Charging System (Leece-Neville AVI160-190A/210A/240A Alternator W/ Remote Sense):Diagram2 - Starter:Delco Remy LT/RH - 2021 A26 - Charging System (Leece-Neville AVI160-190A/210A/240A Alternator W/ Remote Sense):Diagram3 - Starter:Leece-Neville
Mates	DEV-STARTER-01

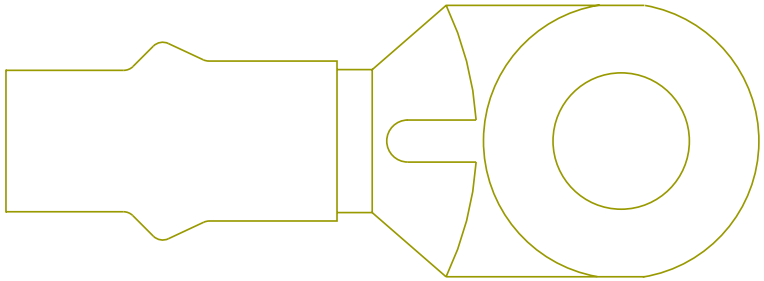

Name	Terminal Part Number	V-Min	Name	Wire Part Number	Wire CSA	Wire Spec	Wire Material description	Wire Color Description	Wire Length	End2 Terminal Part Number	End2 Pin Name	End2 Connect or
A	-	-	VH2A-FL	2643473 R1	4.81	10.0	FUSEABLE LINK	RUST	160.0	-	X	-

Connector Name	T12_6302B
Part Number	2241341C1
Instances	LT/RH - 2021 A26 - Charging System (Leece-Neville AVI160-190A/210A/240A Alternator W/ Remote Sense):Diagram1 - Starter:Mitsubishi LT/RH - 2021 A26 - Charging System (Leece-Neville AVI160-190A/210A/240A Alternator W/ Remote Sense):Diagram2 - Starter:Delco Remy LT/RH - 2021 A26 - Charging System (Leece-Neville AVI160-190A/210A/240A Alternator W/ Remote Sense):Diagram3 - Starter:Leece-Neville
Mates	DEV-STARTER-01

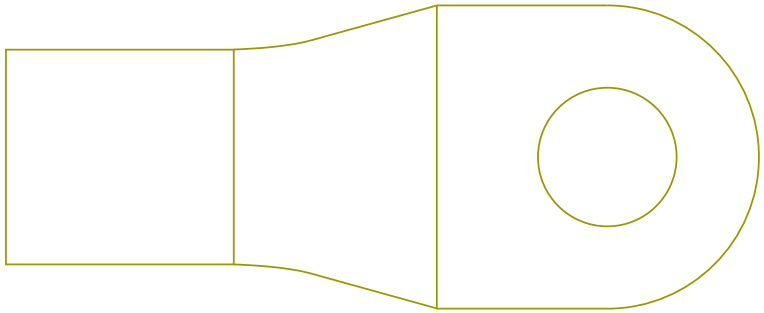

Name	Terminal Part Number	V-Min	Name	Wire Part Number	Wire CSA	Wire Spec	Wire Material description	Wire Color Description	Wire Length	End2 Terminal Part Number	End2 Pin Name	End2 Connect or
A	-	-	VH2-G	2645934 R1	39.43	1.0	SGR 125	BLACK	2880.0	-	A	T12_6101

Connector Name	T13_6101D
Part Number	2012973C1
Instances	LT/RH - 2021 A26 - Charging System (Leece-Neville AVI160-160A/210A/240A N/ Remote Sense):Diagram1 - Starter:Mitsubishi LT/RH - 2021 A26 - Charging System (Leece-Neville AVI160-160A/210A/240A N/ Remote Sense):Diagram2 - Starter:Delco Remy LT/RH - 2021 A26 - Charging System (Leece-Neville AVI160-160A/210A/240A N/ Remote Sense):Diagram3 - Starter:Leece-Neville
Mates	DEV-Alternator-02

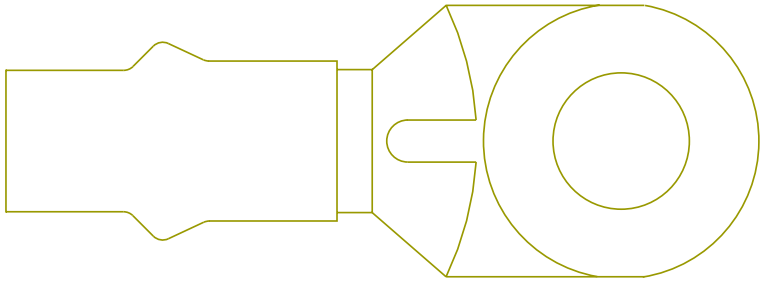

Name	Terminal Part Number	V-Min	Name	Wire Part Number	Wire CSA	Wire Spec	Wire Material description	Wire Color Description	Wire Length	End2 Terminal Part Number	End2 Pin Name	End2 Connect or
A	-	-	VG2	2645955 R1	32.19	2.0	SGR 125	RED	2925.0	-	X	-

Connector Name	T13_6101
Part Number	2012973C1
Instances	LT/RH - 2021 A26 - Charging System (Leece-Neville AVI160-160A/210A/240A N/ Remote Sense):Diagram1 - Starter:Mitsubishi LT/RH - 2021 A26 - Charging System (Leece-Neville AVI160-160A/210A/240A N/ Remote Sense):Diagram2 - Starter:Delco Remy LT/RH - 2021 A26 - Charging System (Leece-Neville AVI160-160A/210A/240A N/ Remote Sense):Diagram3 - Starter:Leece-Neville
Mates	DEV-Alternator-02

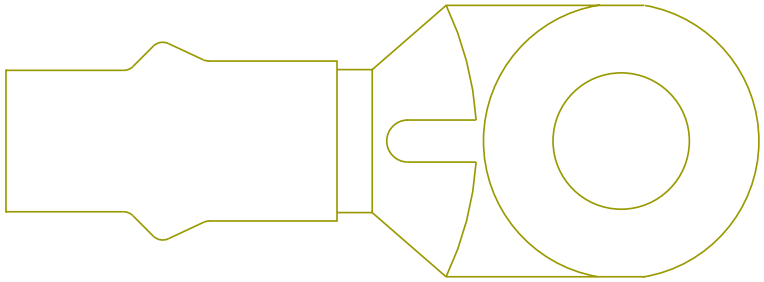

Name	Terminal Part Number	V-Min	Name	Wire Part Number	Wire CSA	Wire Spec	Wire Material description	Wire Color Description	Wire Length	End2 Terminal Part Number	End2 Pin Name	End2 Connect or
A	-	-	VG2-G	2645931 R1	32.19	2.0	SGR 125	BLACK	2880.0	-	A	T13_6362B

Connector Name	T13_6301E
Part Number	338892C2
Instances	LT/RH - 2021 A26 - Charging System (Leece-Neville AVI160-160A/210A/240A N/ Remote Sense):Diagram1 - Starter:Mitsubishi LT/RH - 2021 A26 - Charging System (Leece-Neville AVI160-160A/210A/240A N/ Remote Sense):Diagram2 - Starter:Delco Remy LT/RH - 2021 A26 - Charging System (Leece-Neville AVI160-160A/210A/240A N/ Remote Sense):Diagram3 - Starter:Leece-Neville
Mates	DEV_STARTER-03

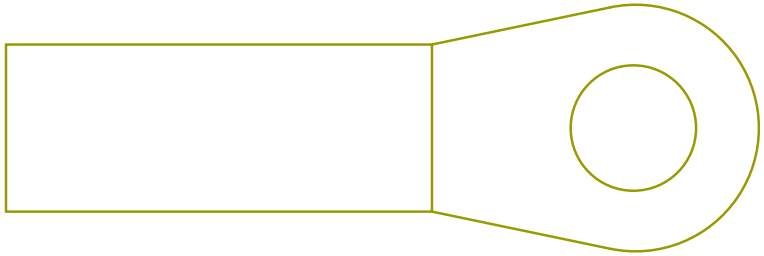

Name	Terminal Part Number	V-Min	Name	Wire Part Number	Wire CSA	Wire Spec	Wire Material description	Wire Color Description	Wire Length	End2 Terminal Part Number	End2 Pin Name	End2 Connect or
A	-	-	VG2A-FL	2643473 R1	4.81	10.0	FUSEABLE LINK	RUST	160.0	-	X	-

Connector Name	T13_6362B
Part Number	475962C1
Instances	LT/RH - 2021 A26 - Charging System (Leece-Neville AVI160-160A/210A/240A N/ Remote Sense):Diagram1 - Starter:Mitsubishi LT/RH - 2021 A26 - Charging System (Leece-Neville AVI160-160A/210A/240A N/ Remote Sense):Diagram2 - Starter:Delco Remy LT/RH - 2021 A26 - Charging System (Leece-Neville AVI160-160A/210A/240A N/ Remote Sense):Diagram3 - Starter:Leece-Neville
Mates	DEV_STARTER-03

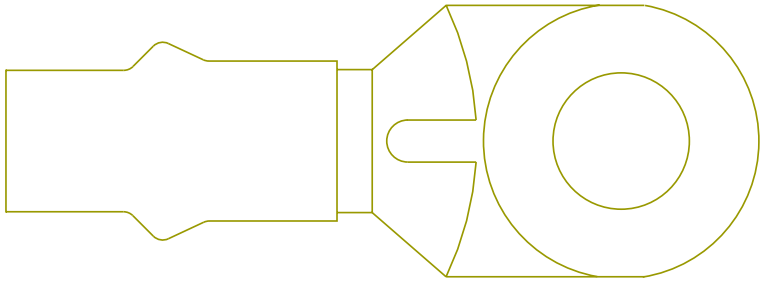

Name	Terminal Part Number	V-Min	Name	Wire Part Number	Wire CSA	Wire Spec	Wire Material description	Wire Color Description	Wire Length	End2 Terminal Part Number	End2 Pin Name	End2 Connector
A	-	-	VG2-G	2645931 R1	32.19	2.0	SGR 125	BLACK	2880.0	-	A	T13_6101

Connector Name	T15_6101D
Part Number	3820000C1
Instances	LT/RH - 2021 A26 - Charging System (Delco Remy 28SI Alternator W/ Remote Sense):Diagram1 - Starter:Mitsubishi LT/RH - 2021 A26 - Charging System (Delco Remy 28SI Alternator W/ Remote Sense):Diagram2 - Starter:Delco Remy LT/RH - 2021 A26 - Charging System (Delco Remy 28SI Alternator W/ Remote Sense):Diagram3 - Starter:Leece-Neville LT/RH - 2021 A26 - Charging System (Delco Remy 36SI Alternator W/ Remote Sense):Diagram1 - Starter:Mitsubishi LT/RH - 2021 A26 - Charging System (Delco Remy 36SI Alternator W/ Remote Sense):Diagram2 - Starter:Delco Remy LT/RH - 2021 A26 - Charging System (Delco Remy 36SI Alternator W/ Remote Sense):Diagram3 - Starter:Leece-Neville
Mates	DEV-Alternator-05

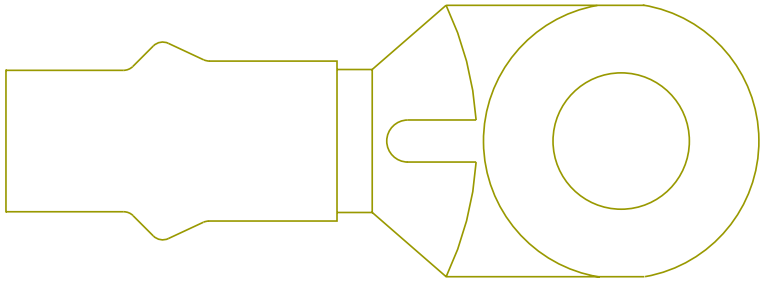

Name	Terminal Part Number	V-Min	Name	Wire Part Number	Wire CSA	Wire Spec	Wire Material description	Wire Color Description	Wire Length	End2 Terminal Part Number	End2 Pin Name	End2 Connector
A	-	-	LD2	2645955 R1	32.19	2.0	SGR 125	RED	2995.0	-	X	-

Connector Name	T15_6101
Part Number	571717C1
Instances	LT/RH - 2021 A26 - Charging System (Delco Remy 28SI Alternator W/ Remote Sense):Diagram1 - Starter:Mitsubishi LT/RH - 2021 A26 - Charging System (Delco Remy 28SI Alternator W/ Remote Sense):Diagram2 - Starter:Delco Remy LT/RH - 2021 A26 - Charging System (Delco Remy 28SI Alternator W/ Remote Sense):Diagram3 - Starter:Leece-Neville LT/RH - 2021 A26 - Charging System (Delco Remy 36SI Alternator W/ Remote Sense):Diagram1 - Starter:Mitsubishi LT/RH - 2021 A26 - Charging System (Delco Remy 36SI Alternator W/ Remote Sense):Diagram2 - Starter:Delco Remy LT/RH - 2021 A26 - Charging System (Delco Remy 36SI Alternator W/ Remote Sense):Diagram3 - Starter:Leece-Neville
Mates	DEV-Alternator-05

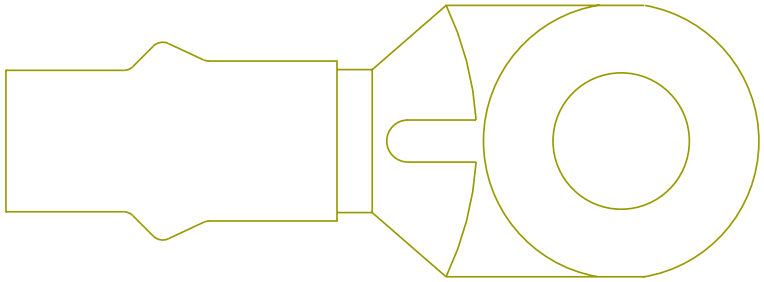

Name	Terminal Part Number	V-Min	Name	Wire Part Number	Wire CSA	Wire Spec	Wire Material description	Wire Color Description	Wire Length	End2 Terminal Part Number	End2 Pin Name	End2 Connector
A	-	-	LD2-G	2645931 R1	32.19	2.0	SGR 125	BLACK	2885.0	-	A	T15_6362B

Connector Name	T15_6301E
Part Number	338892C2
Instances	LT/RH - 2021 A26 - Charging System (Delco Remy 28SI Alternator W/ Remote Sense):Diagram1 - Starter:Mitsubishi LT/RH - 2021 A26 - Charging System (Delco Remy 28SI Alternator W/ Remote Sense):Diagram2 - Starter:Delco Remy LT/RH - 2021 A26 - Charging System (Delco Remy 28SI Alternator W/ Remote Sense):Diagram3 - Starter:Leece-Neville LT/RH - 2021 A26 - Charging System (Delco Remy 36SI Alternator W/ Remote Sense):Diagram1 - Starter:Mitsubishi LT/RH - 2021 A26 - Charging System (Delco Remy 36SI Alternator W/ Remote Sense):Diagram2 - Starter:Delco Remy LT/RH - 2021 A26 - Charging System (Delco Remy 36SI Alternator W/ Remote Sense):Diagram3 - Starter:Leece-Neville
Mates	DEV-STARTER-01

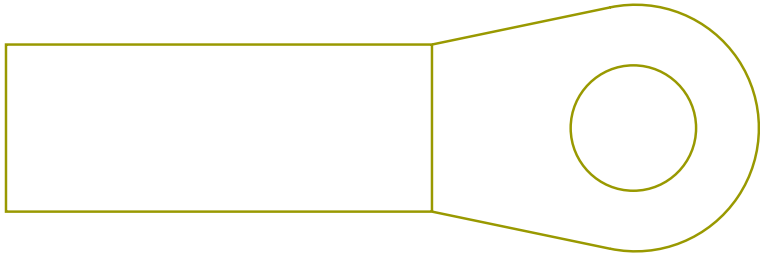

Name	Terminal Part Number	V-Min	Name	Wire Part Number	Wire CSA	Wire Spec	Wire Material description	Wire Color Description	Wire Length	End2 Terminal Part Number	End2 Pin Name	End2 Connect or
A	-	-	LD2A-FL	2643473 R1	4.81	10.0	FUSEABLE LINK	RUST	160.0	-	X	-

Connector Name	T15_6362B
Part Number	475962C1
Instances	LT/RH - 2021 A26 - Charging System (Delco Remy 28SI Alternator W/ Remote Sense):Diagram1 - Starter:Mitsubishi LT/RH - 2021 A26 - Charging System (Delco Remy 28SI Alternator W/ Remote Sense):Diagram2 - Starter:Delco Remy LT/RH - 2021 A26 - Charging System (Delco Remy 28SI Alternator W/ Remote Sense):Diagram3 - Starter:Leece-Neville LT/RH - 2021 A26 - Charging System (Delco Remy 36SI Alternator W/ Remote Sense):Diagram1 - Starter:Mitsubishi LT/RH - 2021 A26 - Charging System (Delco Remy 36SI Alternator W/ Remote Sense):Diagram2 - Starter:Delco Remy LT/RH - 2021 A26 - Charging System (Delco Remy 36SI Alternator W/ Remote Sense):Diagram3 - Starter:Leece-Neville
Mates	DEV-STARTER-01

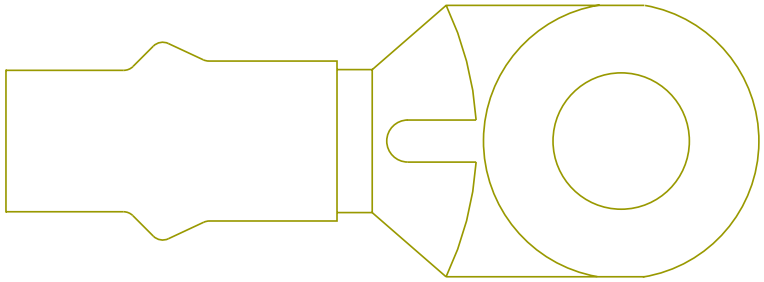

Name	Terminal Part Number	V-Min	Name	Wire Part Number	Wire CSA	Wire Spec	Wire Material description	Wire Color Description	Wire Length	End2 Terminal Part Number	End2 Pin Name	End2 Connect or
A	-	-	LD2-G	2645931 R1	32.19	2.0	SGR 125	BLACK	2885.0	-	A	T15_6101

Connector Name	T16_6101D
Part Number	2241360C1
Instances	LT/RH - 2021 A26 - Charging System (Delco Remy 40SI/38SI Alternator W/ Remote Sense):Diagram1 - Starter:Mitsubishi LT/RH - 2021 A26 - Charging System (Delco Remy 40SI/38SI Alternator W/ Remote Sense):Diagram2 - Starter:Delco Remy LT/RH - 2021 A26 - Charging System (Delco Remy 40SI/38SI Alternator W/ Remote Sense):Diagram3 - Starter:Leece-Neville
Mates	DEV-Alternator-06

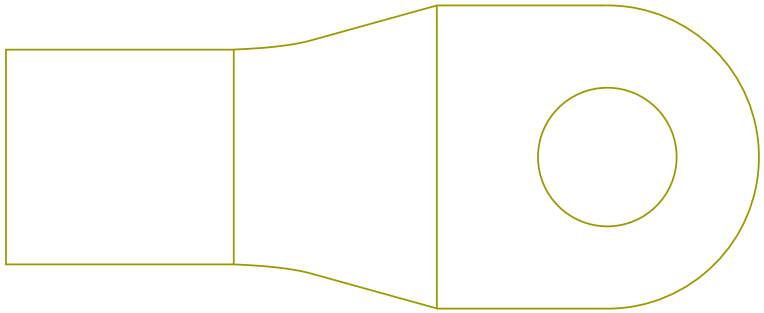

Name	Terminal Part Number	V-Min	Name	Wire Part Number	Wire CSA	Wire Spec	Wire Material description	Wire Color Description	Wire Length	End2 Terminal Part Number	End2 Pin Name	End2 Connector
A	-	-	LC2	2645958 R1	39.43	1.0	SGR 125	RED	2960.0	-	X	-

Connector Name	T16_6101
Part Number	2241360C1
Instances	LT/RH - 2021 A26 - Charging System (Delco Remy 40SI/38SI Alternator W/ Remote Sense):Diagram1 - Starter:Mitsubishi LT/RH - 2021 A26 - Charging System (Delco Remy 40SI/38SI Alternator W/ Remote Sense):Diagram2 - Starter:Delco Remy LT/RH - 2021 A26 - Charging System (Delco Remy 40SI/38SI Alternator W/ Remote Sense):Diagram3 - Starter:Leece-Neville
Mates	DEV-Alternator-06

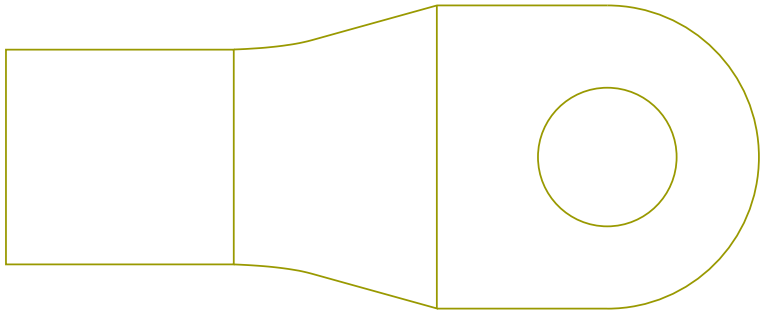

Name	Terminal Part Number	V-Min	Name	Wire Part Number	Wire CSA	Wire Spec	Wire Material description	Wire Color Description	Wire Length	End2 Terminal Part Number	End2 Pin Name	End2 Connector
A	-	-	LC2-G	2645934 R1	39.43	1.0	SGR 125	BLACK	2880.0	-	A	T16_6362B

Connector Name	T16_6301E
Part Number	2241415C1
Instances	LT/RH - 2021 A26 - Charging System (Delco Remy 40SI/38SI Alternator W/ Remote Sense):Diagram1 - Starter:Mitsubishi LT/RH - 2021 A26 - Charging System (Delco Remy 40SI/38SI Alternator W/ Remote Sense):Diagram2 - Starter:Delco Remy LT/RH - 2021 A26 - Charging System (Delco Remy 40SI/38SI Alternator W/ Remote Sense):Diagram3 - Starter:Leece-Neville
Mates	DEV-STARTER-01

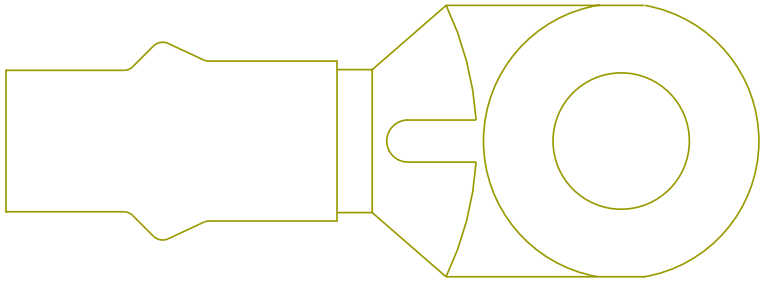

Name	Terminal Part Number	V-Min	Name	Wire Part Number	Wire CSA	Wire Spec	Wire Material description	Wire Color Description	Wire Length	End2 Terminal Part Number	End2 Pin Name	End2 Connect or
A	-	-	LC2A-FL	2643473 R1	4.81	10.0	FUSEABLE LINK	RUST	160.0	-	X	-

Connector Name	T16_6362B
Part Number	2241341C1
Instances	LT/RH - 2021 A26 - Charging System (Delco Remy 40SI/38SI Alternator W/ Remote Sense):Diagram1 - Starter:Mitsubishi LT/RH - 2021 A26 - Charging System (Delco Remy 40SI/38SI Alternator W/ Remote Sense):Diagram2 - Starter:Delco Remy LT/RH - 2021 A26 - Charging System (Delco Remy 40SI/38SI Alternator W/ Remote Sense):Diagram3 - Starter:Leece-Neville
Mates	DEV-STARTER-01

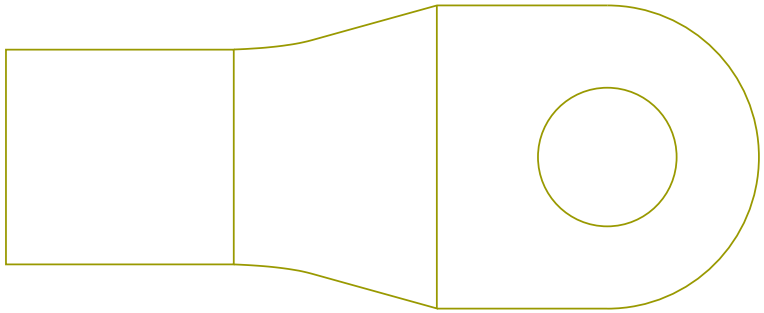

Name	Terminal Part Number	V-Min	Name	Wire Part Number	Wire CSA	Wire Spec	Wire Material description	Wire Color Description	Wire Length	End2 Terminal Part Number	End2 Pin Name	End2 Connect or
A	-	-	LC2-G	2645934 R1	39.43	1.0	SGR 125	BLACK	2880.0	-	A	T16_6101

Connector Name	T19_6101D
Part Number	2241313C1
Instances	LT/RH - 2021 A26 - Charging System (Leece-Neville 14931PAH_14923PAH Alternator):Diagram1 - Starter:Mitsubishi LT/RH - 2021 A26 - Charging System (Leece-Neville 14931PAH_14923PAH Alternator):Diagram2 - Starter:Delco Remy LT/RH - 2021 A26 - Charging System (Leece-Neville 14931PAH_14923PAH Alternator):Diagram3 - Starter:Leece-Neville
Mates	DEV-Alternator-03

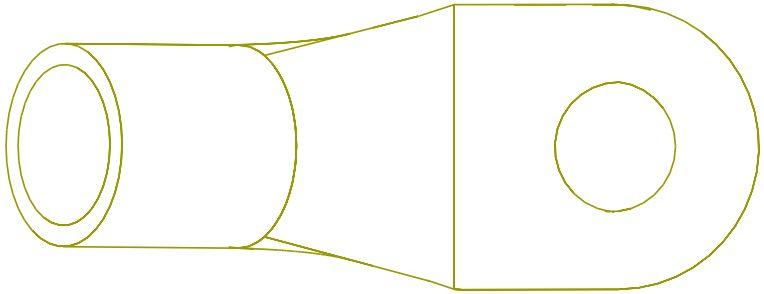

Name	Terminal Part Number	V-Min	Name	Wire Part Number	Wire CSA	Wire Spec	Wire Material description	Wire Color Description	Wire Length	End2 Terminal Part Number	End2 Pin Name	End2 Connector
A	-	-	K2	2645964 R1	61.89	0.0	SGR 125	RED	2930.0	-	X	-

Connector Name	T19_6101
Part Number	2241345C1
Instances	LT/RH - 2021 A26 - Charging System (Leece-Neville 14931PAH_14923PAH Alternator):Diagram1 - Starter:Mitsubishi LT/RH - 2021 A26 - Charging System (Leece-Neville 14931PAH_14923PAH Alternator):Diagram2 - Starter:Delco Remy LT/RH - 2021 A26 - Charging System (Leece-Neville 14931PAH_14923PAH Alternator):Diagram3 - Starter:Leece-Neville
Mates	DEV-Alternator-03

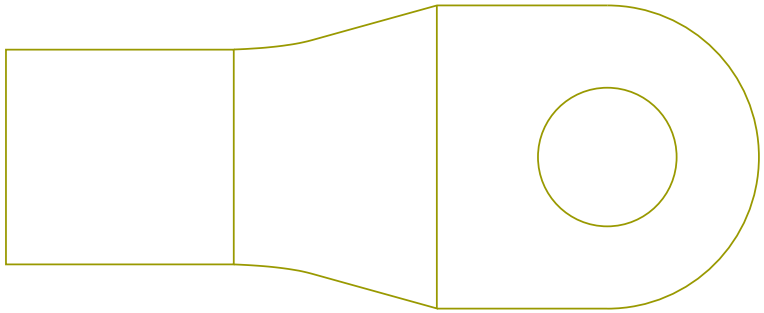

Name	Terminal Part Number	V-Min	Name	Wire Part Number	Wire CSA	Wire Spec	Wire Material description	Wire Color Description	Wire Length	End2 Terminal Part Number	End2 Pin Name	End2 Connector
A	-	-	K2-G	2645940 R1	61.89	0.0	SGR 125	BLACK	2740.0	-	A	T19_6362B

Connector Name	T19_6301E
Part Number	2241340C1
Instances	LT/RH - 2021 A26 - Charging System (Leece-Neville 14931PAH_14923PAH Alternator):Diagram1 - Starter:Mitsubishi LT/RH - 2021 A26 - Charging System (Leece-Neville 14931PAH_14923PAH Alternator):Diagram2 - Starter:Delco Remy LT/RH - 2021 A26 - Charging System (Leece-Neville 14931PAH_14923PAH Alternator):Diagram3 - Starter:Leece-Neville
Mates	DEV-STARTER-01

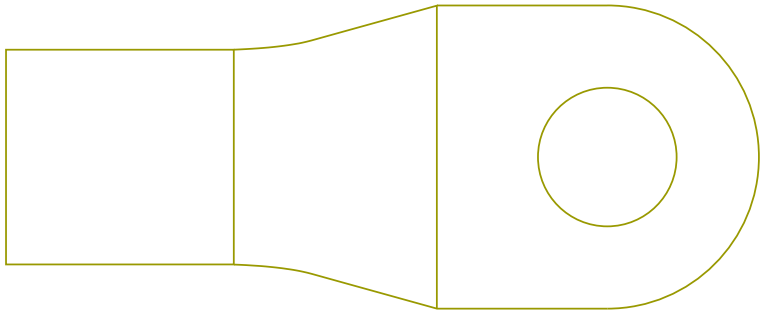

Name	Terminal Part Number	V-Min	Name	Wire Part Number	Wire CSA	Wire Spec	Wire Material description	Wire Color Description	Wire Length	End2 Terminal Part Number	End2 Pin Name	End2 Connect or
A	-	-	K2A-FL	2643473 R1	4.81	10.0	FUSEABLE LINK	RUST	210.0	-	X	-

Connector Name	T19_6362B
Part Number	2241345C1
Instances	LT/RH - 2021 A26 - Charging System (Leece-Neville 14931PAH_14923PAH Alternator):Diagram1 - Starter:Mitsubishi LT/RH - 2021 A26 - Charging System (Leece-Neville 14931PAH_14923PAH Alternator):Diagram2 - Starter:Delco Remy LT/RH - 2021 A26 - Charging System (Leece-Neville 14931PAH_14923PAH Alternator):Diagram3 - Starter:Leece-Neville
Mates	DEV-STARTER-01

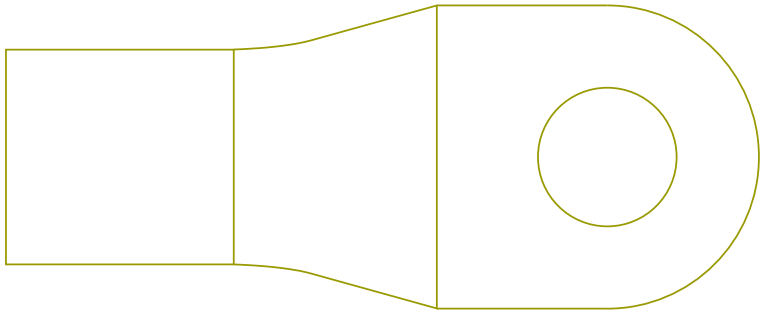

Name	Terminal Part Number	V-Min	Name	Wire Part Number	Wire CSA	Wire Spec	Wire Material description	Wire Color Description	Wire Length	End2 Terminal Part Number	End2 Pin Name	End2 Connect or
A	-	-	K2-G	2645940 R1	61.89	0.0	SGR 125	BLACK	2740.0	-	A	T19_6101

Connector Name	T27_6101D
Part Number	2241345C1
Instances	LT/RH - 2021 A26 - Charging System (Leece-Neville - LN 325A Alternator W/ Remote Sense):Diagram1 - Starter:Mitsubishi LT/RH - 2021 A26 - Charging System (Leece-Neville - LN 325A Alternator W/ Remote Sense):Diagram2 - Starter:Delco Remy LT/RH - 2021 A26 - Charging System (Leece-Neville - LN 325A Alternator W/ Remote Sense):Diagram3 - Starter:Leece-Neville
Mates	DEV-Alternator-09

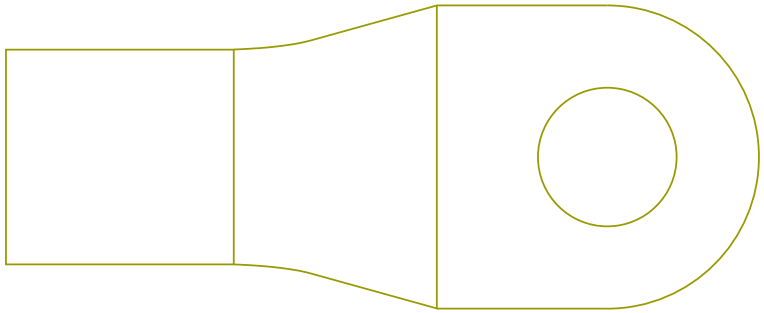

Name	Terminal Part Number	V-Min	Name	Wire Part Number	Wire CSA	Wire Spec	Wire Material description	Wire Color Description	Wire Length	End2 Terminal Part Number	End2 Pin Name	End2 Connector
A	-	-	K2	2645964 R1	61.89	0.0	SGR 125	RED	2930.0	-	X	-

Connector Name	T27_6101
Part Number	2241434C1
Instances	LT/RH - 2021 A26 - Charging System (Leece-Neville - LN 325A Alternator W/ Remote Sense):Diagram1 - Starter:Mitsubishi LT/RH - 2021 A26 - Charging System (Leece-Neville - LN 325A Alternator W/ Remote Sense):Diagram2 - Starter:Delco Remy LT/RH - 2021 A26 - Charging System (Leece-Neville - LN 325A Alternator W/ Remote Sense):Diagram3 - Starter:Leece-Neville
Mates	DEV-Alternator-09

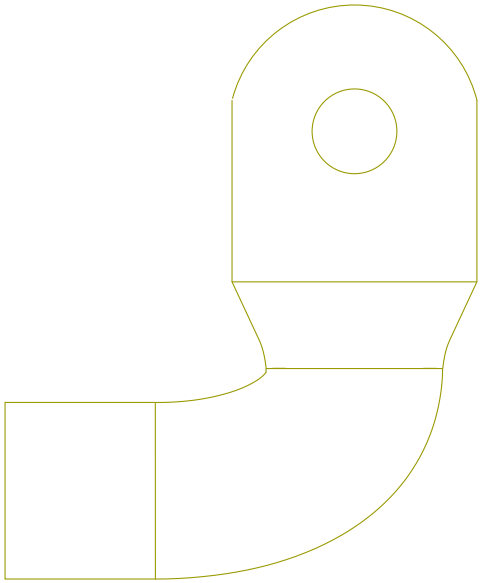

Name	Terminal Part Number	V-Min	Name	Wire Part Number	Wire CSA	Wire Spec	Wire Material description	Wire Color Description	Wire Length	End2 Terminal Part Number	End2 Pin Name	End2 Connector
A	-	-	K2-G	2645940 R1	61.89	0.0	SGR 125	BLACK	2740.0	-	A	T27_6362B

Connector Name	T27_6301F
Part Number	2241340C1
Instances	LT/RH - 2021 A26 - Charging System (Leece-Neville - LN 325A Alternator W/ Remote Sense):Diagram1 - Starter:Mitsubishi LT/RH - 2021 A26 - Charging System (Leece-Neville - LN 325A Alternator W/ Remote Sense):Diagram2 - Starter:Delco Remy LT/RH - 2021 A26 - Charging System (Leece-Neville - LN 325A Alternator W/ Remote Sense):Diagram3 - Starter:Leece-Neville
Mates	DEV_STARTER-03

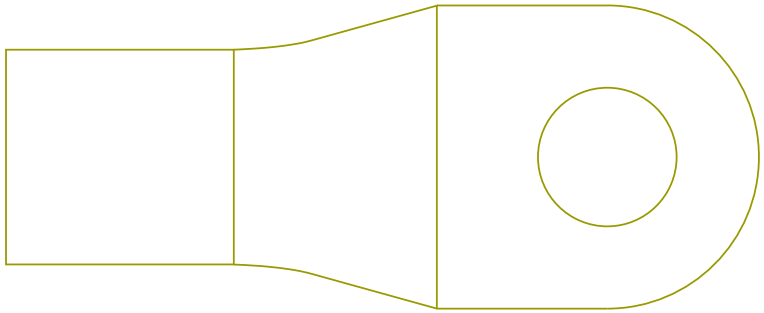

Name	Terminal Part Number	V-Min	Name	Wire Part Number	Wire CSA	Wire Spec	Wire Material description	Wire Color Description	Wire Length	End2 Terminal Part Number	End2 Pin Name	End2 Connect or
A	-	-	K2C-FL	2643473 R1	4.81	10.0	FUSEABLE LINK	RUST	210.0	-	X	-

Connector Name	T27_6362B
Part Number	2241345C1
Instances	LT/RH - 2021 A26 - Charging System (Leece-Neville - LN 325A Alternator W/ Remote Sense):Diagram1 - Starter:Mitsubishi LT/RH - 2021 A26 - Charging System (Leece-Neville - LN 325A Alternator W/ Remote Sense):Diagram2 - Starter:Delco Remy LT/RH - 2021 A26 - Charging System (Leece-Neville - LN 325A Alternator W/ Remote Sense):Diagram3 - Starter:Leece-Neville
Mates	DEV_STARTER-03

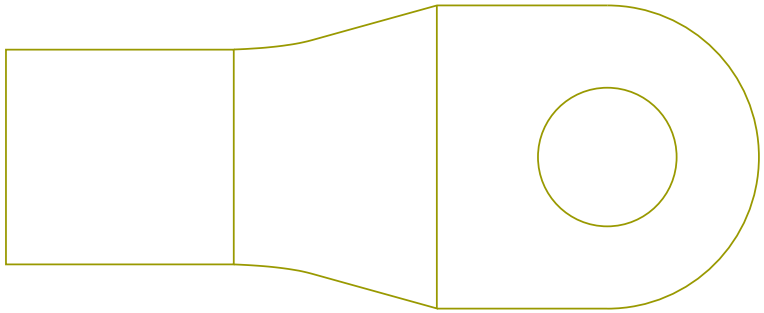

Name	Terminal Part Number	V-Min	Name	Wire Part Number	Wire CSA	Wire Spec	Wire Material description	Wire Color Description	Wire Length	End2 Terminal Part Number	End2 Pin Name	End2 Connector
A	-	-	K2-G	2645940 R1	61.89	0.0	SGR 125	BLACK	2740.0	-	A	T27_6101

Connector Name	V03-5103
Part Number	1661198C1
Instances	LT/RH/LoneStar - X15/A26 - Rear Interior Dimming (Accent Light):Diagram1 LT/RH/LoneStar - X15/A26 - Rear Interior Dimming (Accent/ Mood):Diagram1
Mates	LT-LS_ACCENT-2000-02-01A



Name	Terminal Part Number	V-Min	Name	Wire Part Number	Wire CSA	Wire Spec	Wire Material description	Wire Color Description	Wire Length	End2 Terminal Part Number	End2 Pin Name	End2 Connect or
A	-	-	V63-GBD	2643674 R1	0.79	18.0	Std. Wall XLPE Primary Cable	WHITE	580.0	-	X	-
B	-	-	V63HBD	2643720 R1	0.79	18.0	Std. Wall XLPE Primary Cable	DARK BLUE	680.0	-	X	-

Connector Name	V03-5104
Part Number	1661198C1
Instances	LT/RH/LoneStar - X15/A26 - Rear Interior Dimming (Accent Light):Diagram1 LT/RH/LoneStar - X15/A26 - Rear Interior Dimming (Accent/ Mood):Diagram1
Mates	LT-RS_ACCENT-2000-02-01A



Name	Terminal Part Number	V-Min	Name	Wire Part Number	Wire CSA	Wire Spec	Wire Material description	Wire Color Description	Wire Length	End2 Terminal Part Number	End2 Pin Name	End2 Connect or
A	-	-	V63-GBE	2643674 R1	0.79	18.0	Std. Wall XLPE Primary Cable	WHITE	910.0	-	X	-
B	-	-	V63HBE	2643720 R1	0.79	18.0	Std. Wall XLPE Primary Cable	DARK BLUE	810.0	-	X	-

Connector Name	V13-5015
Part Number	3613000C1
Instances	LT/RH/LoneStar - X15/A26 - Cigar Lighter Aux APO Rear Std APO Rear APO w/Cover 12V Panel Upr Bnk APO:Diagram1 LT/RH/LoneStar - X15/A26 - Cigar Lighter Aux APO Rear Std APO Rear APO w/Cover 12V Panel Upr Bnk APO:Diagram2 LT/RH/LoneStar - X15/A26 - Cigar Lighter Aux APO Rear Std APO Rear APO w/Cover 12V Panel Upr Bnk APO:Diagram3 LT/RH/LoneStar - X15/A26 - Cigar Lighter Aux APO Rear Std APO Rear APO w/Cover 12V Panel Upr Bnk APO:Diagram4 LT/RH/LoneStar - X15/A26 - Cigar Lighter Aux APO Rear Std APO Rear APO w/Cover 12V Panel Upr Bnk APO Rear Overhead APO:Diagram1-Combination1 LT/RH/LoneStar - X15/A26 - Cigar Lighter Aux APO Rear Std APO Rear APO w/Cover 12V Panel Upr Bnk APO Rear Overhead APO:Diagram1-Combination2 LT/RH/LoneStar - X15/A26 - Cigar Lighter Aux APO Rear Std APO Rear APO w/Cover 12V Panel Upr Bnk APO Rear Overhead APO:Diagram1-Combination3 LT/RH/LoneStar - X15/A26 - Cigar Lighter Aux APO Rear Std APO Rear APO w/Cover 12V Panel Upr Bnk APO Rear Overhead APO:Diagram1-Combination4 LT/RH/LoneStar - X15/A26 - Cigar Lighter Rear Std APO Rear APO W/Cover 12V Panel Upr Bnk APO:Diagram1 LT/RH/LoneStar - X15/A26 - Cigar Lighter Rear Std APO Rear APO W/Cover 12V Panel Upr Bnk APO:Diagram2 LT/RH/LoneStar - X15/A26 - Cigar Lighter Rear Std APO Rear APO w/Cover 12V Panel Upr Bnk APO Rear Overhead APO:Diagram1 LT/RH/LoneStar - X15/A26 - Cigar Lighter Rear Std APO Rear APO w/Cover 12V Panel Upr Bnk APO Rear Overhead APO:Diagram2 LT/RH/LoneStar - X15/A26 - Std APO Aux APO Rear Std APO Rear APO W/Cover 12V Panel Upr Bnk APO:Diagram1 LT/RH/LoneStar - X15/A26 - Std APO Aux APO Rear Std APO Rear APO W/Cover 12V Panel Upr Bnk APO:Diagram2 LT/RH/LoneStar - X15/A26 - Std APO Aux APO Rear Std APO Rear APO W/Cover 12V Panel Upr Bnk APO:Diagram3 LT/RH/LoneStar - X15/A26 - Std APO Aux APO Rear Std APO Rear APO W/Cover 12V Panel Upr Bnk APO:Diagram4 LT/RH/LoneStar - X15/A26 - Std APO Aux APO Rear Std APO Rear APO w/Cover 12V Panel Upr Bnk APO Rear Overhead APO:Diagram1

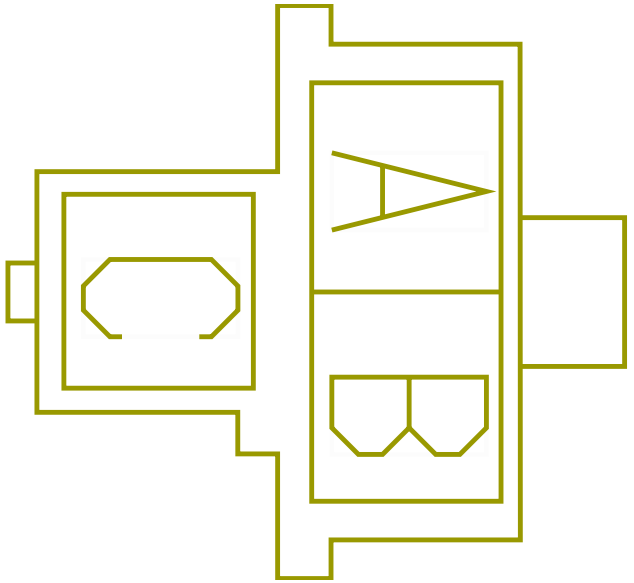

LT/RH/LoneStar - X15/A26 - Std APO Aux APO Rear Std APO Rear APO w/Cover 12V Panel Upr Bnk APO Rear Overhead APO:Diagram2
LT/RH/LoneStar - X15/A26 - Std APO Aux APO Rear Std APO Rear APO w/Cover 12V Panel Upr Bnk APO Rear Overhead APO:Diagram3
LT/RH/LoneStar - X15/A26 - Std APO Aux APO Rear Std APO Rear APO w/Cover 12V Panel Upr Bnk APO Rear Overhead APO:Diagram4
LT/RH/LoneStar - X15/A26 - Std APO Rear Std APO Rear APO W/Cover 12V Panel Upr Bnk APO:Diagram1
LT/RH/LoneStar - X15/A26 - Std APO Rear Std APO Rear APO W/Cover 12V Panel Upr Bnk APO:Diagram2
LT/RH/LoneStar - X15/A26 - Std APO Rear Std APO Rear APO w/Cover 12V Panel Upr Bnk APO Rear Overhead APO:Diagram1
LT/RH/LoneStar - X15/A26 - Std APO Rear Std APO Rear APO w/Cover 12V Panel Upr Bnk APO Rear Overhead APO:Diagram2

Mates DEV-Upr_Bnk_APO-2002-01-25A

Name	Terminal Part Number	V-Min	Name	Wire Part Number	Wire CSA	Wire Spec	Wire Material description	Wire Color Description	Wire Length	End2 Terminal Part Number	End2 Pin Name	End2 Connector
A	-	-	JP86M	2643678 R1	1.16	16.0	Std. Wall XLPE Primary Cable	LIGHT GREEN	1130.0	-	10	1000
C	-	-	JP86-GJJ	2643681 R1	1.16	16.0	Std. Wall XLPE Primary Cable	WHITE	2040.0	-	-	-
C	-	-	JP86-GJJ	2643681 R1	1.16	16.0	Std. Wall XLPE Primary Cable	WHITE	2040.0	-	11	1000

Connector Name	V13-5136
Part Number	1669972C1
Instances	LT/RH/LoneStar - X15/A26 - Reading Lighting - W/Upper& Lower:Diagram1
Mates	LT-Sleeper Upper Reading Light-2019-03-01A



Name	Terminal Part Number	V-Min	Name	Wire Part Number	Wire CSA	Wire Spec	Wire Material description	Wire Color Description	Wire Length	End2 Terminal Part Number	End2 Pin Name	End2 Connect or
A	-	-	JP63U	2643720 R1	0.79	18.0	Std. Wall XLPE Primary Cable	DARK BLUE	1575.0	-	8	1000
B	-	-	JP63-GU	2643674 R1	0.79	18.0	Std. Wall XLPE Primary Cable	WHITE	2040.0	-	9	1000

Connector Name	W01-5909
Part Number	2005835C1
Instances	LT/RH/LoneStar - X15/A26 - Telematics (DRIVERTECH DAYCAB W/ J1939):Diagram1
Mates	MODU-DRIVERTECH-2035-12-05

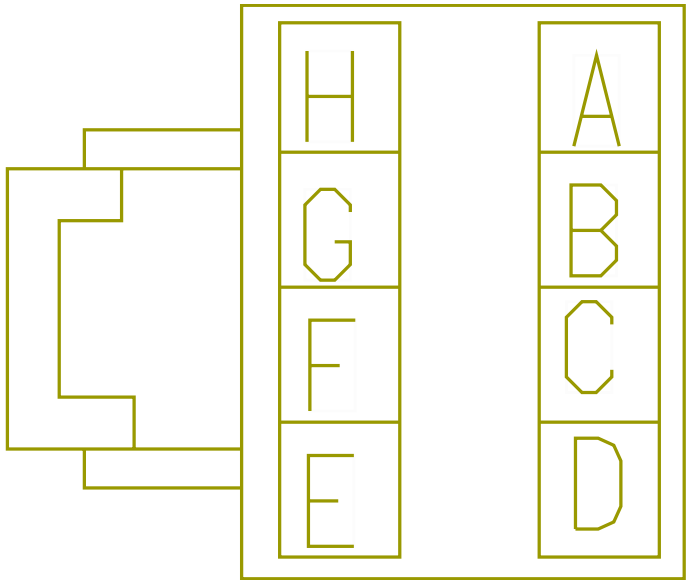

Name	Terminal Part Number	V-Min	Name	Wire Part Number	Wire CSA	Wire Spec	Wire Material description	Wire Color Description	Wire Length	End2 Terminal Part Number	End2 Pin Name	End2 Connect or
A	-	-	14ED	2643759 R1	0.79	18.0	Std. Wall XLPE Primary Cable	RED	2245.0	-	A	5010
C	-	-	11-GMB	2643674 R1	0.79	18.0	Std. Wall XLPE Primary Cable	WHITE	2245.0	-	F	5010
E	-	-	13EE	2643794 R1	0.79	18.0	Std. Wall XLPE Primary Cable	PINK	2245.0	-	B	5010
F	-	-	-	-	-	-	-	-	-	-	-	-
G	-	-	-	-	-	-	-	-	-	-	-	-

Connector Name	W02-LT 8100A
Part Number	1667741C1
Instances	LT/RH - X15/A26 - Modesty Lighting W/ Day Cab W/ 2 Turn /0 Marker:Diagram1 LT/RH - X15/A26 - Modesty Lighting W/ Sleeper W/ 4 Side Turns / 0 Marker:Diagram1
Mates	LT-LF_MODESTY-1039-02-01A

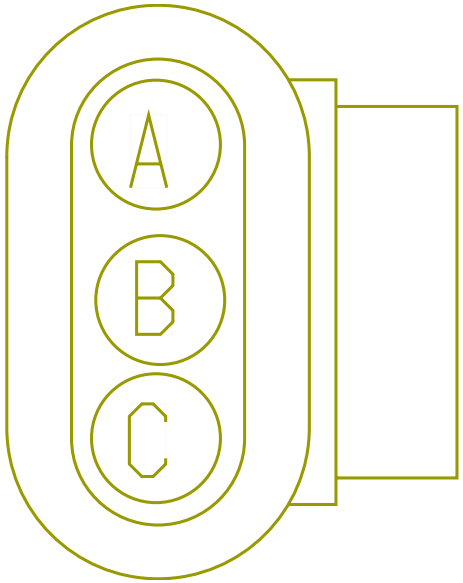

Name	Terminal Part Number	V-Min	Name	Wire Part Number	Wire CSA	Wire Spec	Wire Material description	Wire Color Description	Wire Length	End2 Terminal Part Number	End2 Pin Name	End2 Connect or
A	-	-	J11GBA	2643681 R1	1.16	16.0	Std. Wall XLPE Primary Cable	WHITE	250.0	-	-	-
A	-	-	J11GBA	2643681 R1	1.16	16.0	Std. Wall XLPE Primary Cable	WHITE	250.0	-	X	-
B	-	-	J56AA	2643682 R1	1.16	16.0	Std. Wall XLPE Primary Cable	ORANGE	300.0	-	-	-
B	-	-	J56AA	2643682 R1	1.16	16.0	Std. Wall XLPE Primary Cable	ORANGE	300.0	-	X	-

Name	Terminal Part Number	V-Min	Name	Wire Part Number	Wire CSA	Wire Spec	Wire Material description	Wire Color Description	Wire Length	End2 Terminal Part Number	End2 Pin Name	End2 Connector
C	-	-	J58AA	2643679 R1	1.16	16.0	Std. Wall XLPE Primary Cable	BROWN	350.0	-	X	-
C	-	-	J58AA	2643679 R1	1.16	16.0	Std. Wall XLPE Primary Cable	BROWN	350.0	-	C	W31-LT 8054A

Connector Name	W02-LT 8100B
Part Number	1667741C1
Instances	LT/RH - X15/A26 - Modesty Lighting W/ Sleeper W/ 4 Side Turns / 0 Marker:Diagram1
Mates	LT-LR_MODESTY-1039-02-02A

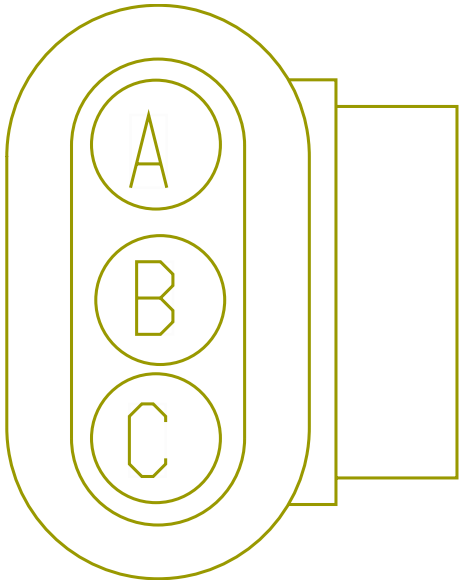

Name	Terminal Part Number	V-Min	Name	Wire Part Number	Wire CSA	Wire Spec	Wire Material description	Wire Color Description	Wire Length	End2 Terminal Part Number	End2 Pin Name	End2 Connect or
A	-	-	J11GBB	2643681 R1	1.16	16.0	Std. Wall XLPE Primary Cable	WHITE	2350.0	-	-	-
B	-	-	J56AB	2643682 R1	1.16	16.0	Std. Wall XLPE Primary Cable	ORANGE	2300.0	-	-	-
C	-	-	J58AB	2643679 R1	1.16	16.0	Std. Wall XLPE Primary Cable	BROWN	2250.0	-	X	-

Connector Name	W08-2300
Part Number	3535769C1
Instances	LT/RH LoneStar - X15/A26 - Speakers:Four Speakers N/BT N/ QC:Diagram1-Day Cab LT/RH LoneStar - X15/A26 - Speakers:Four Speakers N/BT W/ QC:Diagram1-Day Cab LT/RH LoneStar - X15/A26 - Speakers:Four Speakers W/BT N/ QC:Diagram1-Day Cab LT/RH LoneStar - X15/A26 - Speakers:Four Speakers W/BT W/ QC:Diagram1-Day Cab
Mates	DEV-SPKR_LR-01

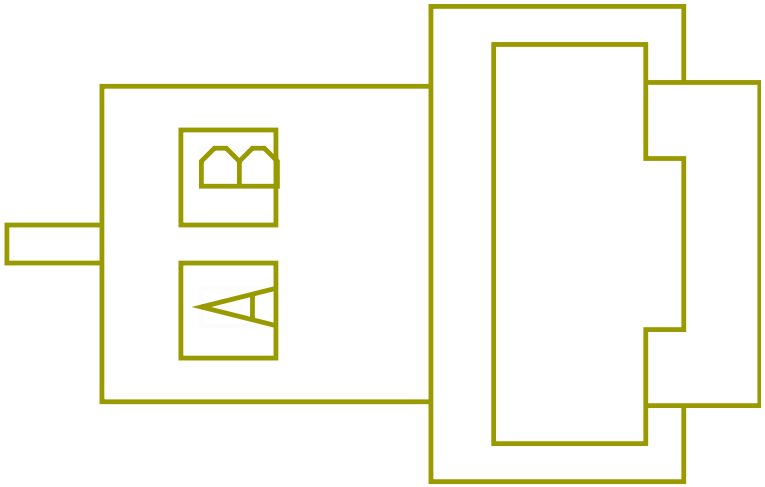

Name	Terminal Part Number	V-Min	Name	Wire Part Number	Wire CSA	Wire Spec	Wire Material description	Wire Color Description	Wire Length	End2 Terminal Part Number	End2 Pin Name	End2 Connector
A	-	-	86BDA	3510299 R1	0.79	18.0	Thin Wall XLPE Primary Cable	LIGHT GREEN	1050.0	-	-	-
A	-	-	86BDA	3510299 R1	0.79	18.0	Thin Wall XLPE Primary Cable	LIGHT GREEN	1050.0	-	C	23XX
B	-	-	86CEA	3510299 R1	0.79	18.0	Thin Wall XLPE Primary Cable	LIGHT GREEN	1050.0	-	D	23XX
B	-	-	86CEA	3510299 R1	0.79	18.0	Thin Wall XLPE Primary Cable	LIGHT GREEN	1050.0	-	-	-

Connector Name	W08-3500
Part Number	239808R1
Instances	LT/RH/LoneStar - X15/A26 - Door Ajar Reminder (Entry/ Exit):Diagram1
Mates	SW-LEFT_DOOR-2030-01-01A

Name	Terminal Part Number	V-Min	Name	Wire Part Number	Wire CSA	Wire Spec	Wire Material description	Wire Color Description	Wire Length	End2 Terminal Part Number	End2 Pin Name	End2 Connect or
A	-	-	63	2643721 R1	1.16	16.0	Std. Wall XLPE Primary Cable	DARK BLUE	1150.0	-	-	-

Connector Name	W08-3501
Part Number	239808R1
Instances	LT/RH/LoneStar - X15/A26 - Door Ajar Reminder (Entry/ Exit):Diagram1
Mates	SW-LEFT_DOOR-2030-01-01A

Name	Terminal Part Number	V-Min	Name	Wire Part Number	Wire CSA	Wire Spec	Wire Material description	Wire Color Description	Wire Length	End2 Terminal Part Number	End2 Pin Name	End2 Connect or
A	-	-	9	2643680 R1	1.16	16.0	Std. Wall XLPE Primary Cable	GREY	1150.0	-	-	-

Connector Name	W09-5120
Part Number	BLUNT_SL_VC
Instances	LT/RH/LoneStar - X15/A26 - Air Shield Lighting w/ One Light:Diagram1
Mates	BLNT-AIR_SHIELD-1001-01-02B

Name	Terminal Part Number	V-Min	Name	Wire Part Number	Wire CSA	Wire Spec	Wire Material description	Wire Color Description	Wire Length	End2 Terminal Part Number	End2 Pin Name	End2 Connect or
A	-	-	WHITE	-	0.0	-	-	-	1730.0	-	B	5117

Connector Name	W09-5121
Part Number	BLUNT_SL_VC
Instances	LT/RH/LoneStar - X15/A26 - Air Shield Lighting w/ One Light:Diagram1
Mates	BLNT-AIR_SHIELD-1001-01-02A

Name	Terminal Part Number	V-Min	Name	Wire Part Number	Wire CSA	Wire Spec	Wire Material description	Wire Color Description	Wire Length	End2 Terminal Part Number	End2 Pin Name	End2 Connect or
A	-	-	BLACK	-	0.0	-	-	-	1730.0	-	A	5117

Connector Name	W13-1000A
Part Number	4063415C1
Instances	LT/RH/LoneStar - X15/A26 - Auxilary Gauges (Secondary):Diagram1
Mates	MODU-AUX-0004-00-04B

Name	Terminal Part Number	V-Min	Name	Wire Part Number	Wire CSA	Wire Spec	Wire Material description	Wire Color Description	Wire Length	End2 Terminal Part Number	End2 Pin Name	End2 Connect or
1	-	-	Aux Gauge STS OUTC	2643676 R1	0.79	18.0	Std. Wall XLPE Primary Cable	TAN	210.0	-	1	W13-1000B
3	-	-	Aux Gauge GND OUTA	2643676 R1	0.79	18.0	Std. Wall XLPE Primary Cable	TAN	210.0	-	3	W13-1000B
4	-	-	Aux Gauge PWR OUTB	2643676 R1	0.79	18.0	Std. Wall XLPE Primary Cable	TAN	210.0	-	4	W13-1000B

Connector Name	W13-1000B
Part Number	4063415C1
Instances	LT/RH/LoneStar - X15/A26 - Auxilary Gauges (Secondary):Diagram1
Mates	MODU-AUX-0004-00-04A

Name	Terminal Part Number	V-Min	Name	Wire Part Number	Wire CSA	Wire Spec	Wire Material description	Wire Color Description	Wire Length	End2 Terminal Part Number	End2 Pin Name	End2 Connector
1	-	-	Aux Gauge STS OUTC	2643676 R1	0.79	18.0	Std. Wall XLPE Primary Cable	TAN	210.0	-	1	W13-1000A
3	-	-	Aux Gauge GND OUTA	2643676 R1	0.79	18.0	Std. Wall XLPE Primary Cable	TAN	210.0	-	3	W13-1000A
4	-	-	Aux Gauge PWR OUTB	2643676 R1	0.79	18.0	Std. Wall XLPE Primary Cable	TAN	210.0	-	4	W13-1000A

Connector Name W17-5120-5121

Part Number BLUNT_SL_VC

Instances LT/RH/LoneStar - X15/A26 - Beacon/Strobe Light:Diagram1

Name	Terminal Part Number	V-Min	Name	Wire Part Number	Wire CSA	Wire Spec	Wire Material description	Wire Color Description	Wire Length	End2 Terminal Part Number	End2 Pin Name	End2 Connector
A	-	-	BLACK	-	0.0	-	-	-	1730.0	-	-	-
B	-	-	WHITE	-	0.0	-	-	-	1730.0	-	-	-

Connector Name	W22-5120-5121-SHIELD BEACON
Part Number	BLUNT_SL_VC
Instances	LT/RH/LoneStar - X15/A26 - Beacon/Strobe Light:Diagram2
Mates	BLNT-RT_BEACON_STROBE-1004 -01-01A

Name	Terminal Part Number	V-Min	Name	Wire Part Number	Wire CSA	Wire Spec	Wire Material description	Wire Color Description	Wire Length	End2 Terminal Part Number	End2 Pin Name	End2 Connect or
A	-	-	BLACK	-	0.0	-	-	-	1730.0	-	A	5117
B	-	-	WHITE	-	0.0	-	-	-	1730.0	-	B	5117

Connector Name	W22-5120
Part Number	BLUNT_SL_VC
Instances	LT/RH/LoneStar - X15/A26 - Air Shield Lighting w/ One Light:Diagram2

Name	Terminal Part Number	V-Min	Name	Wire Part Number	Wire CSA	Wire Spec	Wire Material description	Wire Color Description	Wire Length	End2 Terminal Part Number	End2 Pin Name	End2 Connector
A	-	-	WHITE	-	0.0	-	-	-	1730.0	-	-	-

Connector Name W22-5121

Part Number BLUNT_SL_VC

Instances LT/RH/LoneStar - X15/A26 - Air Shield Lighting w/ One Light:Diagram2

Name	Terminal Part Number	V-Min	Name	Wire Part Number	Wire CSA	Wire Spec	Wire Material description	Wire Color Description	Wire Length	End2 Terminal Part Number	End2 Pin Name	End2 Connector
A	-	-	BLACK	-	0.0	-	-	-	1730.0	-	-	-

Connector Name	W24-2300
Part Number	3535769C1
Instances	LT/RH LoneStar - X15/A26 - Speakers:Four Speakers N/BT N/ QC:Diagram1-Day Cab LT/RH LoneStar - X15/A26 - Speakers:Four Speakers N/BT W/ QC:Diagram1-Day Cab LT/RH LoneStar - X15/A26 - Speakers:Four Speakers W/BT N/ QC:Diagram1-Day Cab LT/RH LoneStar - X15/A26 - Speakers:Four Speakers W/BT W/ QC:Diagram1-Day Cab
Mates	DEV-SPKR_RR-01

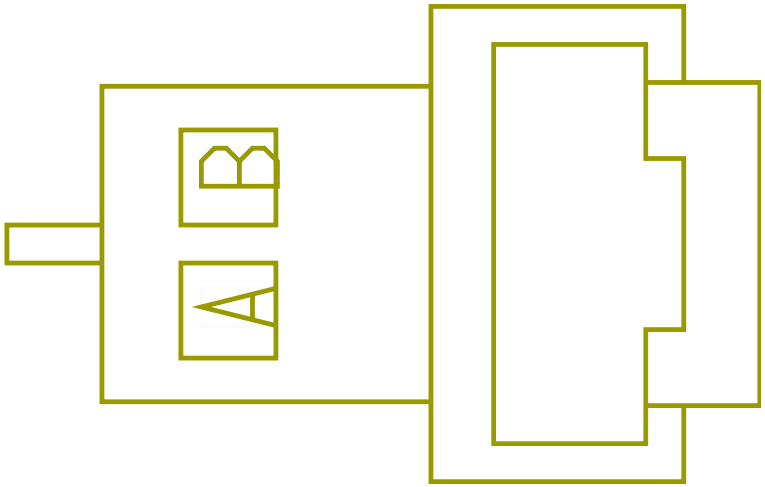

Name	Terminal Part Number	V-Min	Name	Wire Part Number	Wire CSA	Wire Spec	Wire Material description	Wire Color Description	Wire Length	End2 Terminal Part Number	End2 Pin Name	End2 Connector
A	-	-	86BDA	3510299 R1	0.79	18.0	Thin Wall XLPE Primary Cable	LIGHT GREEN	1050.0	-	C	23XX
A	-	-	86BDA	3510299 R1	0.79	18.0	Thin Wall XLPE Primary Cable	LIGHT GREEN	1050.0	-	-	-
B	-	-	86CEA	3510299 R1	0.79	18.0	Thin Wall XLPE Primary Cable	LIGHT GREEN	1050.0	-	-	-
B	-	-	86CEA	3510299 R1	0.79	18.0	Thin Wall XLPE Primary Cable	LIGHT GREEN	1050.0	-	D	23XX

Connector Name	W24-3500
Part Number	239808R1
Instances	LT/RH/LoneStar - X15/A26 - Door Ajar Reminder (Entry/ Exit):Diagram1
Mates	SW-RIGHT_DOOR-2030-01-01A

Name	Terminal Part Number	V-Min	Name	Wire Part Number	Wire CSA	Wire Spec	Wire Material description	Wire Color Description	Wire Length	End2 Terminal Part Number	End2 Pin Name	End2 Connect or
A	-	-	63	2643721 R1	1.16	16.0	Std. Wall XLPE Primary Cable	DARK BLUE	1150.0	-	A	23XX

Connector Name	W24-3501
Part Number	239808R1
Instances	LT/RH/LoneStar - X15/A26 - Door Ajar Reminder (Entry/ Exit):Diagram1
Mates	SW-RIGHT_DOOR-2030-01-01A

Name	Terminal Part Number	V-Min	Name	Wire Part Number	Wire CSA	Wire Spec	Wire Material description	Wire Color Description	Wire Length	End2 Terminal Part Number	End2 Pin Name	End2 Connect or
A	-	-	9	2643680 R1	1.16	16.0	Std. Wall XLPE Primary Cable	GREY	1150.0	-	B	23XX

Connector Name W25-5122/5123

Part Number BLUNT_SL_VC

Instances LT/RH - A26 - Work Lights - LED W/ Sw Pack - Customer Supplied - Sleeper W/ RKE W/MAN REV:Diagram2
LT/RH - A26 - Work Lights - LED W/ Sw Pack - Customer Supplied - Sleeper W/ RKE W/MAN REV:Diagram4
LT/RH - A26 - Work Lights - LED W/ Sw Pack - Customer Supplied - Sleeper W/O RKE W/MAN REV:Diagram2
LT/RH - A26 - Work Lights - LED W/ Sw Pack - Customer Supplied - Sleeper W/O RKE W/MAN REV:Diagram4
LT/RH/LoneStar - X15 - Work Lights - LED W/ Sw Pack - Customer Supplied - Sleeper W/ RKE W/MAN REV:Diagram2
LT/RH/LoneStar - X15 - Work Lights - LED W/ Sw Pack - Customer Supplied - Sleeper W/O RKE W/MAN REV:Diagram2
LT/RH/LoneStar - X15/A26 - Work Lights - LED W/ Sw Pack - Customer Supplied - Sleeper:Diagram2
LT/RH/LoneStar - X15/A26 - Work Lights - LED W/ Sw Pack - Customer Supplied - Sleeper W/ RKE W/AUTO REV:Diagram2
LT/RH/LoneStar - X15/A26 - Work Lights - LED W/ Sw Pack - Customer Supplied - Sleeper W/O RKE:Diagram2
LT/RH/LoneStar - X15/A26 - Work Lights - LED W/ Sw Pack - Customer Supplied - Sleeper W/O RKE W/AUTO REV:Diagram2
LT/RH/LoneStar - X15/A26 - Work Lights - LED W/ Sw Pack - Customer Supplied - Sleeper W/O RKE W/Endurant (Schneider):Diagram2

Mates BLNT-CUST_WORK_LT_PWR-1032 -01-09B

Name	Terminal Part Number	V-Min	Name	Wire Part Number	Wire CSA	Wire Spec	Wire Material description	Wire Color Description	Wire Length	End2 Terminal Part Number	End2 Pin Name	End2 Connect or
A	-	-	BLACK	-	1.16	16.0	Std. Wall XLPE Primary Cable	BLACK	1730.0	-	A	5117
A	-	-	BLACK	-	1.16	16.0	Std. Wall XLPE Primary Cable	BLACK	1730.0	-	-	-

Name	Terminal Part Number	V-Min	Name	Wire Part Number	Wire CSA	Wire Spec	Wire Material description	Wire Color Description	Wire Length	End2 Terminal Part Number	End2 Pin Name	End2 Connect or
B	-	-	WHITE	-	1.16	16.0	Std. Wall XLPE Primary Cable	WHITE	1730.0	-	B	5117
B	-	-	WHITE	-	1.16	16.0	Std. Wall XLPE Primary Cable	WHITE	1730.0	-	-	-

Connector Name W26-5122/5123

Part Number BLUNT_SL_VC

Instances LT/RH - A26 - Work Lights - LED W/ Sw Pack - Customer Supplied - Sleeper W/ RKE W/MAN REV:Diagram2
LT/RH - A26 - Work Lights - LED W/ Sw Pack - Customer Supplied - Sleeper W/ RKE W/MAN REV:Diagram4
LT/RH - A26 - Work Lights - LED W/ Sw Pack - Customer Supplied - Sleeper W/O RKE W/MAN REV:Diagram2
LT/RH - A26 - Work Lights - LED W/ Sw Pack - Customer Supplied - Sleeper W/O RKE W/MAN REV:Diagram4
LT/RH/LoneStar - X15 - Work Lights - LED W/ Sw Pack - Customer Supplied - Sleeper W/ RKE W/MAN REV:Diagram2
LT/RH/LoneStar - X15 - Work Lights - LED W/ Sw Pack - Customer Supplied - Sleeper W/O RKE W/MAN REV:Diagram2
LT/RH/LoneStar - X15/A26 - Work Lights - LED W/ Sw Pack - Customer Supplied - Sleeper:Diagram2
LT/RH/LoneStar - X15/A26 - Work Lights - LED W/ Sw Pack - Customer Supplied - Sleeper W/ RKE W/AUTO REV:Diagram2
LT/RH/LoneStar - X15/A26 - Work Lights - LED W/ Sw Pack - Customer Supplied - Sleeper W/O RKE:Diagram2
LT/RH/LoneStar - X15/A26 - Work Lights - LED W/ Sw Pack - Customer Supplied - Sleeper W/O RKE W/AUTO REV:Diagram2
LT/RH/LoneStar - X15/A26 - Work Lights - LED W/ Sw Pack - Customer Supplied - Sleeper W/O RKE W/Endurant (Schneider):Diagram2

Mates BLNT-CUST_WORK_LT_PWR-1032 -01-09A

Name	Terminal Part Number	V-Min	Name	Wire Part Number	Wire CSA	Wire Spec	Wire Material description	Wire Color Description	Wire Length	End2 Terminal Part Number	End2 Pin Name	End2 Connect or
A	-	-	BLACK	-	1.16	16.0	Std. Wall XLPE Primary Cable	BLACK	1730.0	-	A	5117
A	-	-	BLACK	-	1.16	16.0	Std. Wall XLPE Primary Cable	BLACK	1730.0	-	-	-

Name	Terminal Part Number	V-Min	Name	Wire Part Number	Wire CSA	Wire Spec	Wire Material description	Wire Color Description	Wire Length	End2 Terminal Part Number	End2 Pin Name	End2 Connect or
B	-	-	WHITE	-	1.16	16.0	Std. Wall XLPE Primary Cable	WHITE	1730.0	-	B	5117
B	-	-	WHITE	-	1.16	16.0	Std. Wall XLPE Primary Cable	WHITE	1730.0	-	-	-

Connector Name	W27-1032
Part Number	3543888C1
Instances	LT/RH - A26 - Work Lights LED W/ Sw Pack - Day Cab W/ RKE W/MAN REV:Diagram1 LT/RH - A26 - Work Lights LED W/ Sw Pack - Day Cab W/ RKE W/MAN REV:Diagram2 LT/RH - A26 - Work Lights LED W/ Sw Pack - Day Cab W/O RKE W/MAN REV:Diagram1 LT/RH - A26 - Work Lights LED W/ Sw Pack - Day Cab W/O RKE W/MAN REV:Diagram2 LT/RH - A26 - Work Lights W/ Sw Pack - Customer Supplied W/ RKE W/MAN REV:Diagram1 LT/RH - A26 - Work Lights W/ Sw Pack - Customer Supplied W/ RKE W/MAN REV:Diagram2 LT/RH - A26 - Work Lights W/ Sw Pack - Customer Supplied W/ RKE W/MAN REV:Diagram3 LT/RH - A26 - Work Lights W/ Sw Pack - Customer Supplied W/ RKE W/MAN REV:Diagram4 LT/RH - A26 - Work Lights W/ Sw Pack - Customer Supplied W/ O RKE W/MAN REV:Diagram1 LT/RH - A26 - Work Lights W/ Sw Pack - Customer Supplied W/ O RKE W/MAN REV:Diagram2 LT/RH - A26 - Work Lights W/ Sw Pack - Customer Supplied W/ O RKE W/MAN REV:Diagram3 LT/RH - A26 - Work Lights W/ Sw Pack - Customer Supplied W/ O RKE W/MAN REV:Diagram4 LT/RH - X15/A26 - Work Lights W/ Sw Pack - Customer Supplied:Diagram1 LT/RH - X15/A26 - Work Lights W/ Sw Pack - Customer Supplied:Diagram2 LT/RH/LoneStar - X15 - Work Lights W/ Sw Pack - Customer Supplied W/ RKE W/MAN REV:Diagram1 LT/RH/LoneStar - X15 - Work Lights W/ Sw Pack - Customer Supplied W/ RKE W/MAN REV:Diagram2 LT/RH/LoneStar - X15 - Work Lights W/ Sw Pack - Customer Supplied W/O RKE W/MAN REV:Diagram1 LT/RH/LoneStar - X15/A26 - Work Lights LED W/ Sw Pack - Day Cab:Diagram1 LT/RH/LoneStar - X15/A26 - Work Lights LED W/ Sw Pack - Day Cab W/ RKE W/AUTO REV:Diagram1 LT/RH/LoneStar - X15/A26 - Work Lights LED W/ Sw Pack - Day Cab W/O RKE:Diagram1

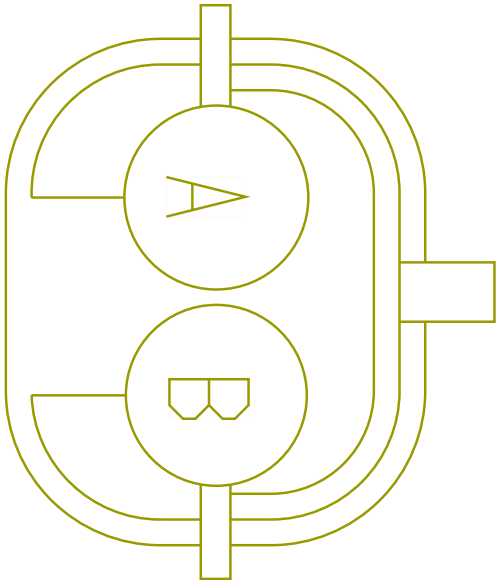

LT/RH/LoneStar - X15/A26 - Work Lights LED W/ Sw Pack - Day Cab W/O RKE W/AUTO REV:Diagram1
LT/RH/LoneStar - X15/A26 - Work Lights W/ Sw Pack - Customer Supplied:Diagram1
LT/RH/LoneStar - X15/A26 - Work Lights W/ Sw Pack - Customer Supplied:Diagram2
LT/RH/LoneStar - X15/A26 - Work Lights W/ Sw Pack - Customer Supplied W/ RKE W/AUTO REV:Diagram1
LT/RH/LoneStar - X15/A26 - Work Lights W/ Sw Pack - Customer Supplied W/ RKE W/AUTO REV:Diagram2
LT/RH/LoneStar - X15/A26 - Work Lights W/ Sw Pack - Customer Supplied W/O RKE W/AUTO REV:Diagram1
LT/RH/LoneStar - X15/A26 - Work Lights W/ Sw Pack - Customer Supplied W/O RKE W/AUTO REV:Diagram2
LT/RH/LoneStar X15 - Work Lights LED W/ Sw Pack - Day Cab W/ RKE W/MAN REV:Diagram1
LT/RH/LoneStar X15 - Work Lights LED W/ Sw Pack - Day Cab W/O RKE W/MAN REV:Diagram1

Mates LT-LED-WORK_DAY-1032-01-05A

Name	Terminal Part Number	V-Min	Name	Wire Part Number	Wire CSA	Wire Spec	Wire Material description	Wire Color Description	Wire Length	End2 Terminal Part Number	End2 Pin Name	End2 Connect or
A	-	-	J65	-	1.16	16.0	Std. Wall XLPE Primary Cable	BLACK	1300.0	-	A	9719
B	-	-	J11-GK	-	1.16	16.0	Std. Wall XLPE Primary Cable	WHITE	1300.0	-	B	9719

Connector Name	W27-1032
Part Number	3543888C1
Instances	LT/RH/LoneStar - X15 - Work Lights W/ Sw Pack - Customer Supplied W/O RKE W/MAN REV:Diagram2
Mates	LT-LED-WORK_DAY-1032-01-05A

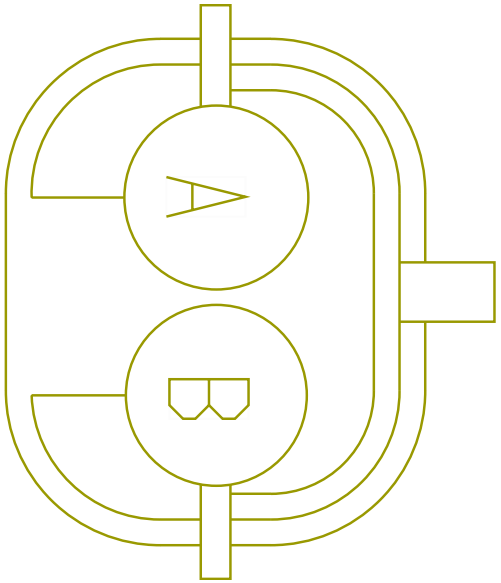

Name	Terminal Part Number	V-Min	Name	Wire Part Number	Wire CSA	Wire Spec	Wire Material description	Wire Color Description	Wire Length	End2 Terminal Part Number	End2 Pin Name	End2 Connect or
A	-	-	J65	-	1.16	16.0	Std. Wall XLPE Primary Cable	BLACK	1300.0	-	A	9719
B	-	-	J11-GK	-	1.16	16.0	Std. Wall XLPE Primary Cable	WHITE	1300.0	-	B	9719

Connector Name	W28-5122/5123
Part Number	BLUNT_SL_VC
Instances	LT/RH - A26 - Work Lights (2 Blunt Cuts Only W/O Relay) W/ Backup W/Manual Trans Day Cab:Diagram2 LT/RH - A26 - Work Lights (2 Blunt Cuts Only W/O Relay) W/ Backup W/Manual Trans Day Cab:Diagram4 LT/RH - A26 - Work Lights W/ Sw Pack - Customer Supplied W/ RKE W/MAN REV:Diagram2 LT/RH - A26 - Work Lights W/ Sw Pack - Customer Supplied W/ RKE W/MAN REV:Diagram4 LT/RH - A26 - Work Lights W/ Sw Pack - Customer Supplied W/ O RKE W/MAN REV:Diagram2 LT/RH - A26 - Work Lights W/ Sw Pack - Customer Supplied W/ O RKE W/MAN REV:Diagram4 LT/RH - X15/A26 - Work Lights W/ Sw Pack - Customer Supplied:Diagram2 LT/RH/LoneStar - X15 - Work Lights (2 Blunt Cuts Only W/O Relay) W/Backup W/Manual Trans:Diagram2 LT/RH/LoneStar - X15 - Work Lights W/ Sw Pack - Customer Supplied W/ RKE W/MAN REV:Diagram2 LT/RH/LoneStar - X15 - Work Lights W/ Sw Pack - Customer Supplied W/O RKE W/MAN REV:Diagram2 LT/RH/LoneStar - X15/A26 - Work Lights (2 Blunt Cuts Only W/ O Relay):Diagram2 LT/RH/LoneStar - X15/A26 - Work Lights (2 Blunt Cuts Only W/O Relay) W/Backup W/Auto Trans (Allison and Endurant):Diagram2 LT/RH/LoneStar - X15/A26 - Work Lights W/ Sw Pack - Customer Supplied:Diagram2 LT/RH/LoneStar - X15/A26 - Work Lights W/ Sw Pack - Customer Supplied W/ RKE W/AUTO REV:Diagram2 LT/RH/LoneStar - X15/A26 - Work Lights W/ Sw Pack - Customer Supplied W/O RKE W/AUTO REV:Diagram2

Name	Terminal Part Number	V-Min	Name	Wire Part Number	Wire CSA	Wire Spec	Wire Material description	Wire Color Description	Wire Length	End2 Terminal Part Number	End2 Pin Name	End2 Connect or
A	-	-	BLACK	-	1.16	16.0	Std. Wall XLPE Primary Cable	BLACK	1730.0	-	A	5117

Name	Terminal Part Number	V-Min	Name	Wire Part Number	Wire CSA	Wire Spec	Wire Material description	Wire Color Description	Wire Length	End2 Terminal Part Number	End2 Pin Name	End2 Connect or
B	-	-	WHITE	-	1.16	16.0	Std. Wall XLPE Primary Cable	WHITE	1730.0	-	B	5117

Connector Name	W29-5122/5123
Part Number	BLUNT_SL_VC
Instances	LT/RH - A26 - Work Lights (2 Blunt Cuts Only W/O Relay) W/ Backup W/Manual Trans Day Cab:Diagram2 LT/RH - A26 - Work Lights (2 Blunt Cuts Only W/O Relay) W/ Backup W/Manual Trans Day Cab:Diagram4 LT/RH - A26 - Work Lights W/ Sw Pack - Customer Supplied W/ RKE W/MAN REV:Diagram2 LT/RH - A26 - Work Lights W/ Sw Pack - Customer Supplied W/ RKE W/MAN REV:Diagram4 LT/RH - A26 - Work Lights W/ Sw Pack - Customer Supplied W/ O RKE W/MAN REV:Diagram2 LT/RH - A26 - Work Lights W/ Sw Pack - Customer Supplied W/ O RKE W/MAN REV:Diagram4 LT/RH - X15/A26 - Work Lights W/ Sw Pack - Customer Supplied:Diagram2 LT/RH/LoneStar - X15 - Work Lights (2 Blunt Cuts Only W/O Relay) W/Backup W/Manual Trans:Diagram2 LT/RH/LoneStar - X15 - Work Lights W/ Sw Pack - Customer Supplied W/ RKE W/MAN REV:Diagram2 LT/RH/LoneStar - X15 - Work Lights W/ Sw Pack - Customer Supplied W/O RKE W/MAN REV:Diagram2 LT/RH/LoneStar - X15/A26 - Work Lights (2 Blunt Cuts Only W/ O Relay):Diagram2 LT/RH/LoneStar - X15/A26 - Work Lights (2 Blunt Cuts Only W/O Relay) W/Backup W/Auto Trans (Allison and Endurant):Diagram2 LT/RH/LoneStar - X15/A26 - Work Lights W/ Sw Pack - Customer Supplied:Diagram2 LT/RH/LoneStar - X15/A26 - Work Lights W/ Sw Pack - Customer Supplied W/ RKE W/AUTO REV:Diagram2 LT/RH/LoneStar - X15/A26 - Work Lights W/ Sw Pack - Customer Supplied W/O RKE W/AUTO REV:Diagram2

Name	Terminal Part Number	V-Min	Name	Wire Part Number	Wire CSA	Wire Spec	Wire Material description	Wire Color Description	Wire Length	End2 Terminal Part Number	End2 Pin Name	End2 Connect or
A	-	-	BLACK	-	1.16	16.0	Std. Wall XLPE Primary Cable	BLACK	1730.0	-	A	5117

Name	Terminal Part Number	V-Min	Name	Wire Part Number	Wire CSA	Wire Spec	Wire Material description	Wire Color Description	Wire Length	End2 Terminal Part Number	End2 Pin Name	End2 Connect or
B	-	-	WHITE	-	1.16	16.0	Std. Wall XLPE Primary Cable	WHITE	1730.0	-	B	5117

Connector Name	W30-LS 8053B
Part Number	1667741C1
Instances	LoneStar - X15 - Modesty Lighting W/ Sleeper W/ 4 Side Turns / 0 Marker:Diagram1
Mates	LT-RR_MODESTY-1039-02-02A

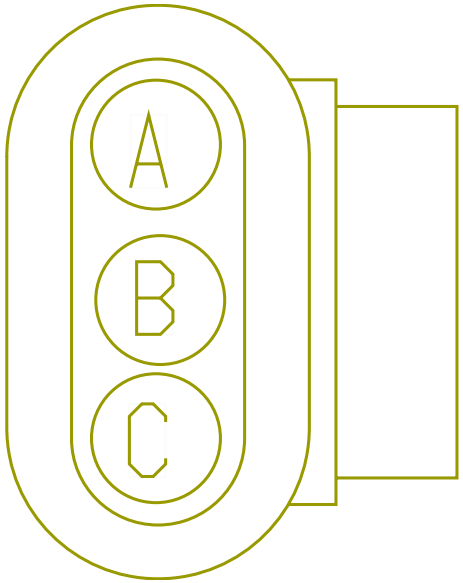

Name	Terminal Part Number	V-Min	Name	Wire Part Number	Wire CSA	Wire Spec	Wire Material description	Wire Color Description	Wire Length	End2 Terminal Part Number	End2 Pin Name	End2 Connect or
A	-	-	J11GBB	2643681 R1	1.16	16.0	Std. Wall XLPE Primary Cable	WHITE	2350.0	-	-	-
B	-	-	J56AB	2643682 R1	1.16	16.0	Std. Wall XLPE Primary Cable	ORANGE	2300.0	-	B	W32-LS 8100B
C	-	-	J58AB	2643679 R1	1.16	16.0	Std. Wall XLPE Primary Cable	BROWN	2250.0	-	X	-

Connector Name	W30-LS-8053A
Part Number	1667741C1
Instances	LoneStar - X15 - Modesty Lighting W/ Day Cab W/ 2 Turn /0 Marker:Diagram1 LoneStar - X15 - Modesty Lighting W/ Sleeper W/ 4 Side Turns / 0 Marker:Diagram1
Mates	LT-RF_MODESTY-1039-02-01A

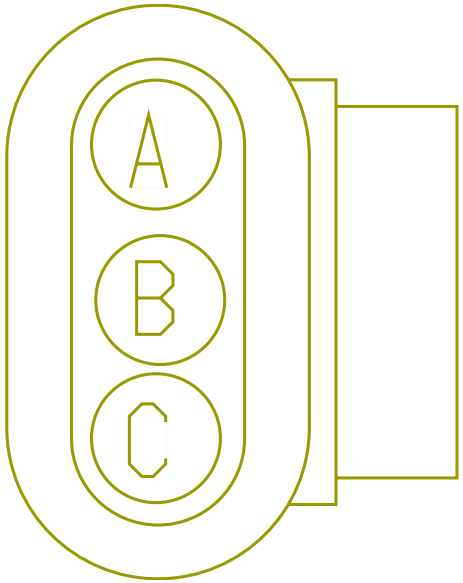

Name	Terminal Part Number	V-Min	Name	Wire Part Number	Wire CSA	Wire Spec	Wire Material description	Wire Color Description	Wire Length	End2 Terminal Part Number	End2 Pin Name	End2 Connect or
A	-	-	J11GBA	2643681 R1	1.16	16.0	Std. Wall XLPE Primary Cable	WHITE	250.0	-	-	-
A	-	-	J11GBA	2643681 R1	1.16	16.0	Std. Wall XLPE Primary Cable	WHITE	250.0	-	X	-
B	-	-	J56AA	2643682 R1	1.16	16.0	Std. Wall XLPE Primary Cable	ORANGE	300.0	-	-	-
C	-	-	J58AA	2643679 R1	1.16	16.0	Std. Wall XLPE Primary Cable	BROWN	350.0	-	X	-

Name	Terminal Part Number	V-Min	Name	Wire Part Number	Wire CSA	Wire Spec	Wire Material description	Wire Color Description	Wire Length	End2 Terminal Part Number	End2 Pin Name	End2 Connector
C	-	-	J58AA	2643679 R1	1.16	16.0	Std. Wall XLPE Primary Cable	BROWN	350.0	-	-	-

Connector Name	W31-LT 8054A
Part Number	1667741C1
Instances	LT/RH - X15/A26 - Modesty Lighting W/ Day Cab W/ 2 Turn /0 Marker:Diagram1 LT/RH - X15/A26 - Modesty Lighting W/ Sleeper W/ 4 Side Turns / 0 Marker:Diagram1
Mates	LT-RF_MODESTY-1039-02-01A

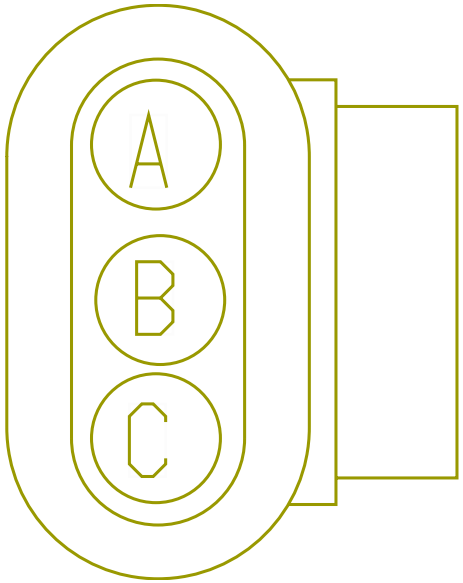

Name	Terminal Part Number	V-Min	Name	Wire Part Number	Wire CSA	Wire Spec	Wire Material description	Wire Color Description	Wire Length	End2 Terminal Part Number	End2 Pin Name	End2 Connect or
A	-	-	J11GBA	2643681 R1	1.16	16.0	Std. Wall XLPE Primary Cable	WHITE	250.0	-	X	-
A	-	-	J11GBA	2643681 R1	1.16	16.0	Std. Wall XLPE Primary Cable	WHITE	250.0	-	-	-
B	-	-	J56AA	2643682 R1	1.16	16.0	Std. Wall XLPE Primary Cable	ORANGE	300.0	-	X	-
B	-	-	J56AA	2643682 R1	1.16	16.0	Std. Wall XLPE Primary Cable	ORANGE	300.0	-	-	-

Name	Terminal Part Number	V-Min	Name	Wire Part Number	Wire CSA	Wire Spec	Wire Material description	Wire Color Description	Wire Length	End2 Terminal Part Number	End2 Pin Name	End2 Connect or
C	-	-	J58AA	2643679 R1	1.16	16.0	Std. Wall XLPE Primary Cable	BROWN	350.0	-	-	-
C	-	-	J58AA	2643679 R1	1.16	16.0	Std. Wall XLPE Primary Cable	BROWN	350.0	-	C	W02-LT 8100A

Connector Name	W31-LT 8054B
Part Number	1667741C1
Instances	LT/RH - X15/A26 - Modesty Lighting W/ Sleeper W/ 4 Side Turns / 0 Marker:Diagram1
Mates	LT-RR_MODESTY-1039-02-02A

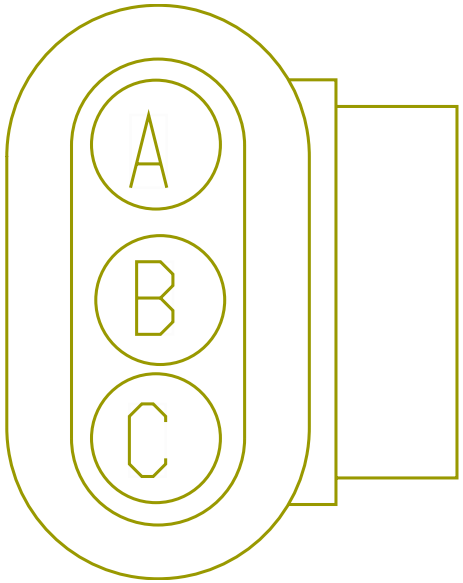

Name	Terminal Part Number	V-Min	Name	Wire Part Number	Wire CSA	Wire Spec	Wire Material description	Wire Color Description	Wire Length	End2 Terminal Part Number	End2 Pin Name	End2 Connect or
A	-	-	J11GBB	2643681 R1	1.16	16.0	Std. Wall XLPE Primary Cable	WHITE	2350.0	-	X	-
B	-	-	J56AB	2643682 R1	1.16	16.0	Std. Wall XLPE Primary Cable	ORANGE	2300.0	-	X	-
C	-	-	J58AB	2643679 R1	1.16	16.0	Std. Wall XLPE Primary Cable	BROWN	2250.0	-	-	-

Connector Name	W32-LS 8100A
Part Number	1667741C1
Instances	LoneStar - X15 - Modesty Lighting W/ Day Cab W/ 2 Turn /0 Marker:Diagram1 LoneStar - X15 - Modesty Lighting W/ Sleeper W/ 4 Side Turns / 0 Marker:Diagram1
Mates	LT-LF_MODESTY-1039-02-01A

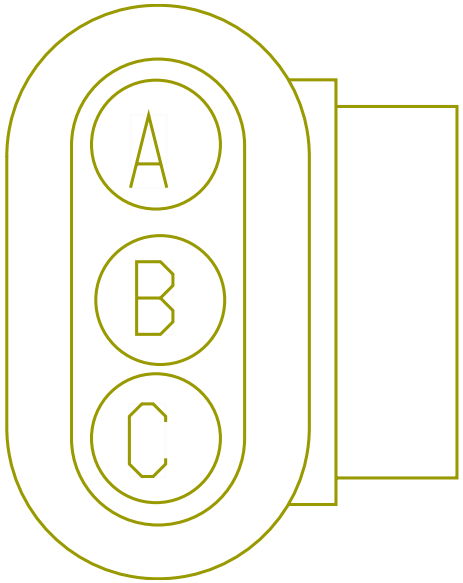

Name	Terminal Part Number	V-Min	Name	Wire Part Number	Wire CSA	Wire Spec	Wire Material description	Wire Color Description	Wire Length	End2 Terminal Part Number	End2 Pin Name	End2 Connect or
A	-	-	J11GBA	2643681 R1	1.16	16.0	Std. Wall XLPE Primary Cable	WHITE	250.0	-	X	-
A	-	-	J11GBA	2643681 R1	1.16	16.0	Std. Wall XLPE Primary Cable	WHITE	250.0	-	-	-
B	-	-	J56AA	2643682 R1	1.16	16.0	Std. Wall XLPE Primary Cable	ORANGE	300.0	-	X	-
C	-	-	J58AA	2643679 R1	1.16	16.0	Std. Wall XLPE Primary Cable	BROWN	350.0	-	-	-

Name	Terminal Part Number	V-Min	Name	Wire Part Number	Wire CSA	Wire Spec	Wire Material description	Wire Color Description	Wire Length	End2 Terminal Part Number	End2 Pin Name	End2 Connector
C	-	-	J58AA	2643679 R1	1.16	16.0	Std. Wall XLPE Primary Cable	BROWN	350.0	-	X	-

Connector Name	W32-LS 8100B
Part Number	1667741C1
Instances	LoneStar - X15 - Modesty Lighting W/ Sleeper W/ 4 Side Turns / 0 Marker:Diagram1
Mates	LT-LR_MODESTY-1039-02-02A

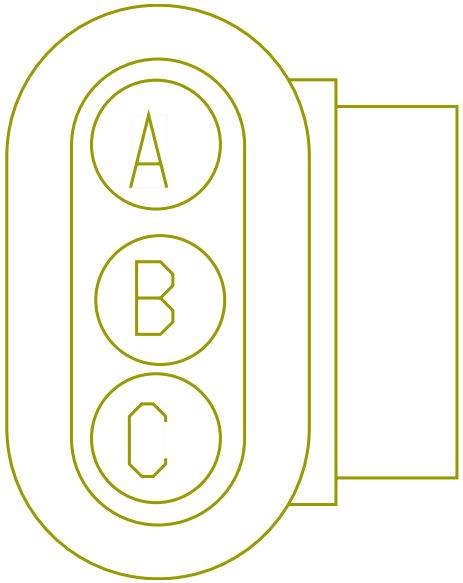

Name	Terminal Part Number	V-Min	Name	Wire Part Number	Wire CSA	Wire Spec	Wire Material description	Wire Color Description	Wire Length	End2 Terminal Part Number	End2 Pin Name	End2 Connect or
A	-	-	J11GBB	2643681 R1	1.16	16.0	Std. Wall XLPE Primary Cable	WHITE	2350.0	-	X	-
B	-	-	J56AB	2643682 R1	1.16	16.0	Std. Wall XLPE Primary Cable	ORANGE	2300.0	-	B	W30-LS 8053B
C	-	-	J58AB	2643679 R1	1.16	16.0	Std. Wall XLPE Primary Cable	BROWN	2250.0	-	-	-

Connector Name	W33_1000
Part Number	4290976C1
Instances	Airbag (Steering Wheel Only):Diagram1
Mates	DEV-AIRBAG_MODULE-01

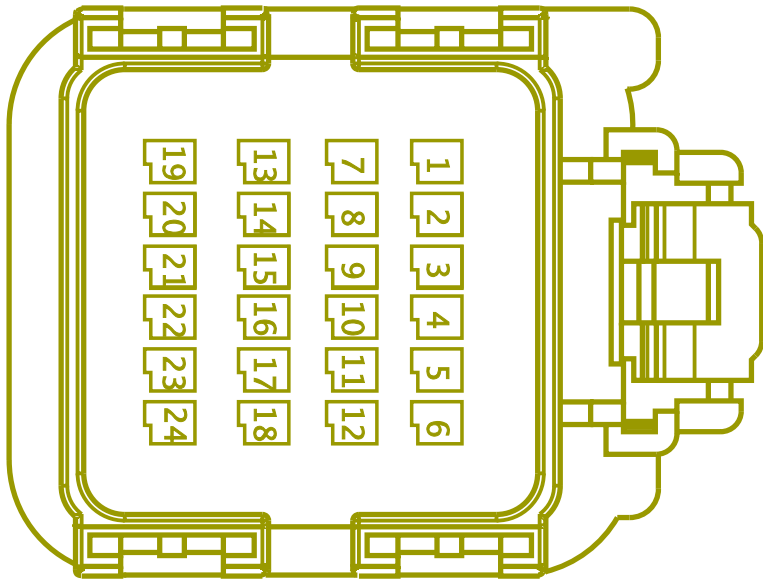

Name	Terminal Part Number	V-Min	Name	Wire Part Number	Wire CSA	Wire Spec	Wire Material description	Wire Color Description	Wire Length	End2 Terminal Part Number	End2 Pin Name	End2 Connector
1	-	-	89AA	-	0.0	20.0	-	VIOLET	0.0	-	1	W33_1835A
2	-	-	11AB-G	-	0.0	20.0	-	WHITE	0.0	-	2	W33_1835A
5	-	-	89AC(+)	-	0.0	20.0	-	VIOLET	0.0	-	3	W33_1835A
6	-	-	89AC(-)	-	0.0	20.0	-	VIOLET	0.0	-	4	W33_1835A
24	-	-	13AE	-	0.0	20.0	-	PINK	0.0	-	7	W33_1835A

Connector Name	W33_1835A
Part Number	4290978C1
Instances	Airbag (Steering Wheel Only):Diagram1
Mates	A02_1835

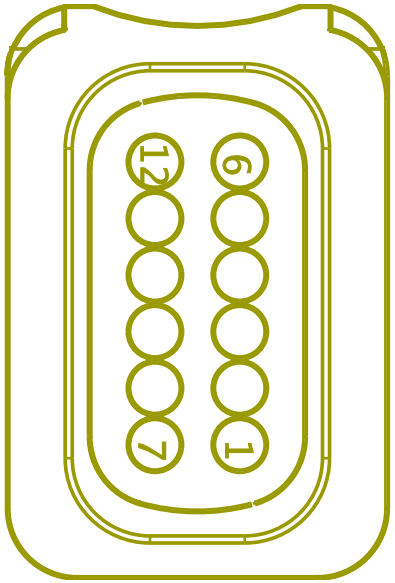

Name	Terminal Part Number	V-Min	Name	Wire Part Number	Wire CSA	Wire Spec	Wire Material description	Wire Color Description	Wire Length	End2 Terminal Part Number	End2 Pin Name	End2 Connect or
1	-	-	89AA	-	0.0	20.0	-	VIOLET	0.0	-	1	W33_1000
2	-	-	11AB-G	-	0.0	20.0	-	WHITE	0.0	-	2	W33_1000
3	-	-	89AC(+)	-	0.0	20.0	-	VIOLET	0.0	-	5	W33_1000
4	-	-	89AC(-)	-	0.0	20.0	-	VIOLET	0.0	-	6	W33_1000
7	-	-	13AE	-	0.0	20.0	-	PINK	0.0	-	24	W33_1000

Connector Name	W34_1000
Part Number	4290976C1
Instances	Airbag (Driver Seat, Passenger Seat, and Steering Wheel):Diagram1 - Drvier
Mates	DEV-AIRBAG_MODULE-01

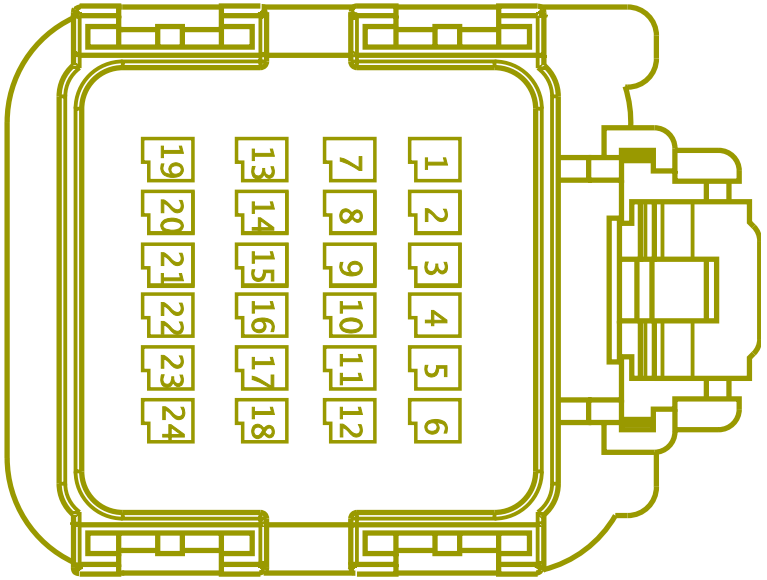

Name	Terminal Part Number	V-Min	Name	Wire Part Number	Wire CSA	Wire Spec	Wire Material description	Wire Color Description	Wire Length	End2 Terminal Part Number	End2 Pin Name	End2 Connector
1	-	-	89AA	-	0.0	20.0	-	VIOLET	0.0	-	1	W34_1835A
2	-	-	11AB-G	-	0.0	20.0	-	WHITE	0.0	-	2	W34_1835A
5	-	-	89AC(+)	-	0.0	20.0	-	VIOLET	0.0	-	3	W34_1835A
6	-	-	89AC(-)	-	0.0	20.0	-	VIOLET	0.0	-	4	W34_1835A
11	-	-	89AG(+)	-	0.0	20.0	-	VIOLET	0.0	-	3	W34_1836A
12	-	-	89AG(-)	-	0.0	20.0	-	VIOLET	0.0	-	4	W34_1836A
24	-	-	13AE	-	0.0	20.0	-	PINK	0.0	-	7	W34_1835A

Connector Name	W34_1000
Part Number	4290976C1
Instances	Airbag (Driver Seat, Passenger Seat, and Steering Wheel):Diagram2 - Passenger
Mates	DEV-AIRBAG_MODULE-01

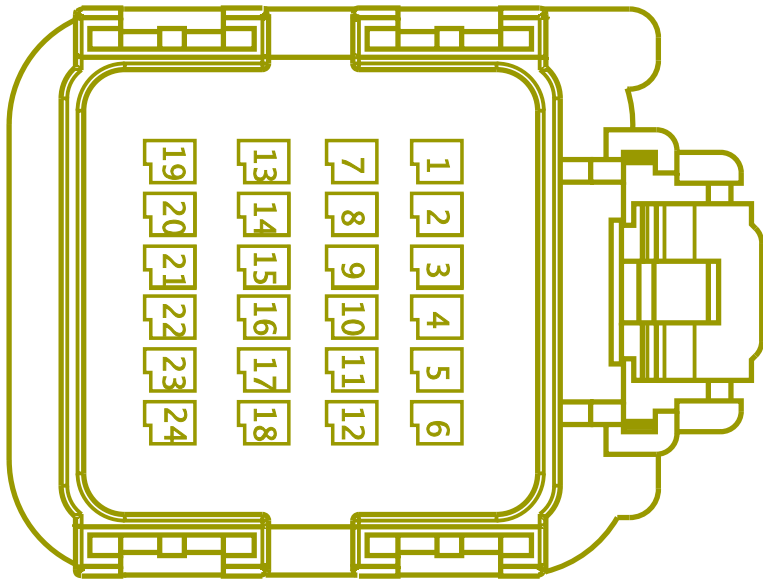

Name	Terminal Part Number	V-Min	Name	Wire Part Number	Wire CSA	Wire Spec	Wire Material description	Wire Color Description	Wire Length	End2 Terminal Part Number	End2 Pin Name	End2 Connector
9	-	-	89AF(-)	-	0.0	20.0	-	VIOLET	0.0	-	1	W34_1836A
10	-	-	89AF(+)	-	0.0	20.0	-	VIOLET	0.0	-	2	W34_1836A

Connector Name	W34_1000
Part Number	4290976C1
Instances	Airbag (Steering Wheel and Driver Seat):Diagram1
Mates	DEV-AIRBAG_MODULE-01

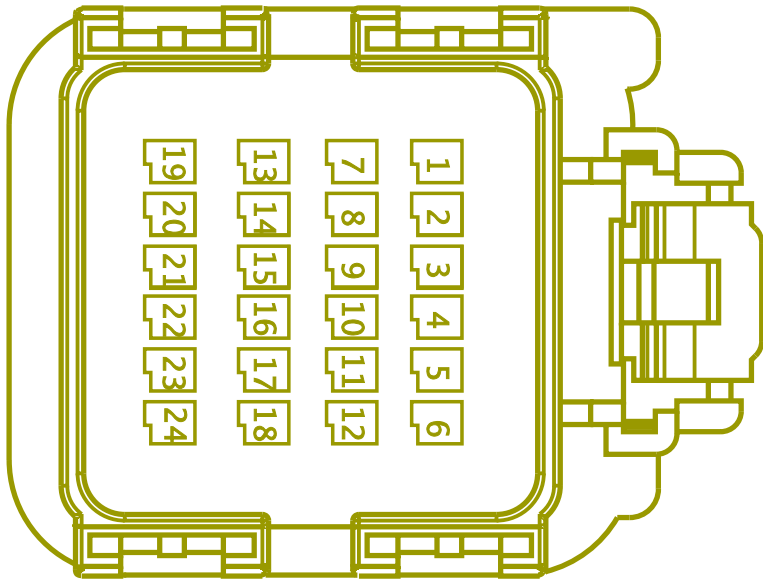

Name	Terminal Part Number	V-Min	Name	Wire Part Number	Wire CSA	Wire Spec	Wire Material description	Wire Color Description	Wire Length	End2 Terminal Part Number	End2 Pin Name	End2 Connector
1	-	-	89AA	-	0.0	20.0	-	VIOLET	0.0	-	1	W34_1835A
2	-	-	11AB-G	-	0.0	20.0	-	WHITE	0.0	-	2	W34_1835A
5	-	-	89AC(+)	-	0.0	20.0	-	VIOLET	0.0	-	3	W34_1835A
6	-	-	89AC(-)	-	0.0	20.0	-	VIOLET	0.0	-	4	W34_1835A
11	-	-	89AG(+)	-	0.0	20.0	-	VIOLET	0.0	-	3	W34_1836A
12	-	-	89AG(-)	-	0.0	20.0	-	VIOLET	0.0	-	4	W34_1836A
24	-	-	13AE	-	0.0	20.0	-	PINK	0.0	-	7	W34_1835A

Connector Name	W34_1000
Part Number	4290976C1
Instances	Steering Wheel W/Air Bag:Diagram1
Mates	DEV-AIRBAG_MODULE-01

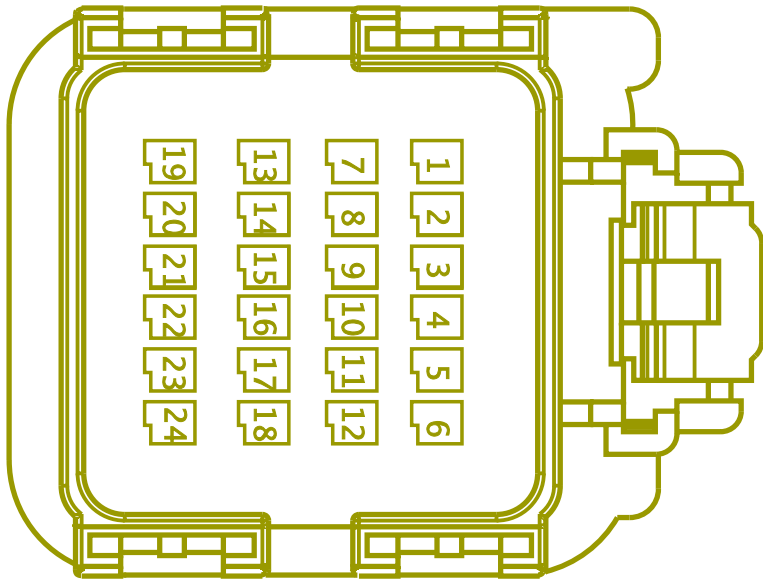

Name	Terminal Part Number	V-Min	Name	Wire Part Number	Wire CSA	Wire Spec	Wire Material description	Wire Color Description	Wire Length	End2 Terminal Part Number	End2 Pin Name	End2 Connect or
5	-	-	89AC(+)	-	0.0	20.0	-	VIOLET	0.0	-	3	W34_1835A
6	-	-	89AC(-)	-	0.0	20.0	-	VIOLET	0.0	-	4	W34_1835A

Connector Name	W34_1000
Part Number	4290976C1
Instances	Airbag (Driver Seat and Passenger Seat):Diagram1 - Driver Airbag (Driver Seat and Passenger Seat):Diagram2 - Passenger Airbag (Driver Seat Only):Diagram1
Mates	DEV-AIRBAG_MODULE-01

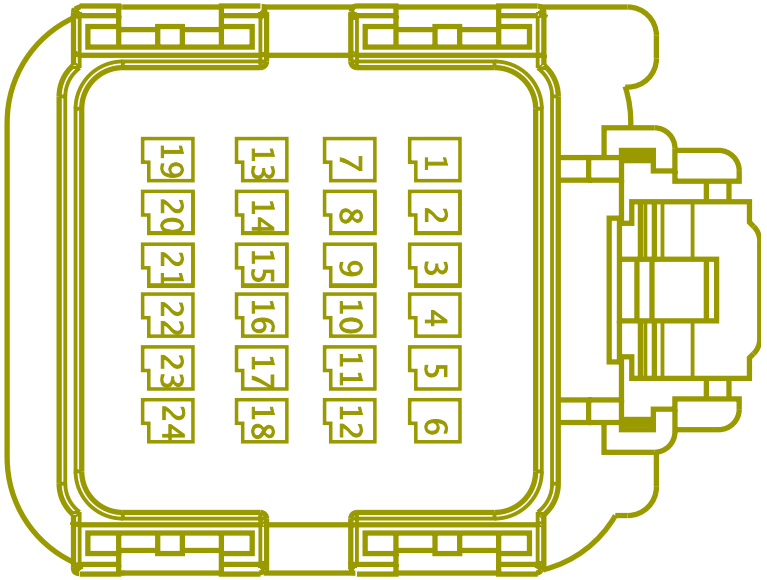

Name	Terminal Part Number	V-Min	Name	Wire Part Number	Wire CSA	Wire Spec	Wire Material description	Wire Color Description	Wire Length	End2 Terminal Part Number	End2 Pin Name	End2 Connector
1	-	-	89AA	-	0.0	20.0	-	VIOLET	0.0	-	1	W34_1835A
2	-	-	11AB-G	-	0.0	20.0	-	WHITE	0.0	-	2	W34_1835A
9	-	-	89AF(-)	-	0.0	20.0	-	VIOLET	0.0	-	1	W34_1836A
10	-	-	89AF(+)	-	0.0	20.0	-	VIOLET	0.0	-	2	W34_1836A
11	-	-	89AG(+)	-	0.0	20.0	-	VIOLET	0.0	-	3	W34_1836A
12	-	-	89AG(-)	-	0.0	20.0	-	VIOLET	0.0	-	4	W34_1836A
19	-	-	-	-	-	-	-	-	-	-	-	-
20	-	-	-	-	-	-	-	-	-	-	-	-
24	-	-	13AE	-	0.0	20.0	-	PINK	0.0	-	7	W34_1835A

Connector Name	W34_1001
Part Number	4290977C1
Instances	Airbag (Driver Seat, Passenger Seat, and Steering Wheel):Diagram2 - Passenger
Mates	DEV-AIRBAG_MODULE-01

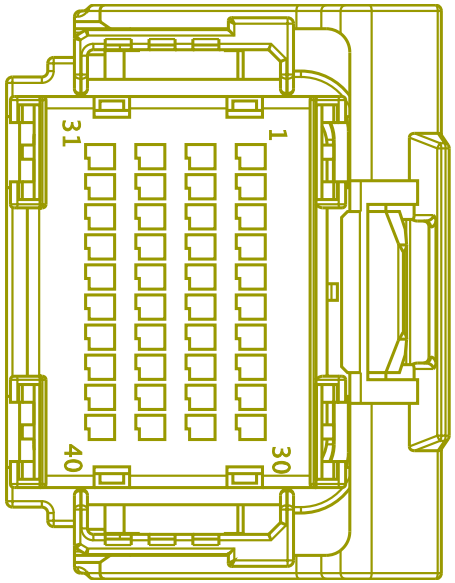

Name	Terminal Part Number	V-Min	Name	Wire Part Number	Wire CSA	Wire Spec	Wire Material description	Wire Color Description	Wire Length	End2 Terminal Part Number	End2 Pin Name	End2 Connector
9	-	-	89AH(-)	-	0.0	20.0	-	VIOLET	0.0	-	5	W34_1836A
10	-	-	89AH(+)	-	0.0	20.0	-	VIOLET	0.0	-	6	W34_1836A
30	-	-	89AL(+)	-	0.0	20.0	-	VIOLET	0.0	-	11	W34_1836A
40	-	-	89AL(-)	-	0.0	20.0	-	VIOLET	0.0	-	12	W34_1836A

Connector Name	W34_1001
Part Number	4290977C1
Instances	Airbag (Driver Seat, Passenger Seat, and Steering Wheel):Diagram1 - Drvier
Mates	DEV-AIRBAG_MODULE-01

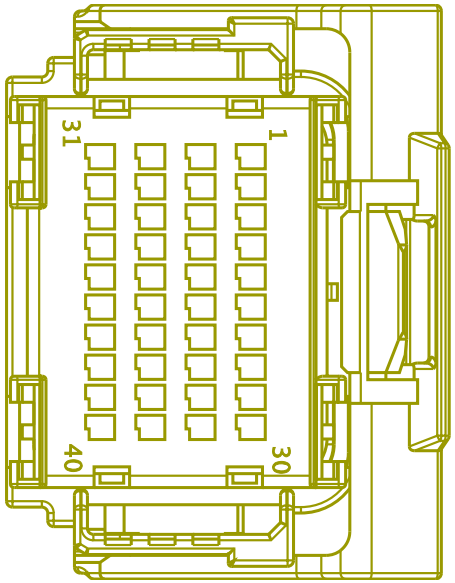

Name	Terminal Part Number	V-Min	Name	Wire Part Number	Wire CSA	Wire Spec	Wire Material description	Wire Color Description	Wire Length	End2 Terminal Part Number	End2 Pin Name	End2 Connector
17	-	-	89AJ(+)	-	0.0	20.0	-	VIOLET	0.0	-	7	W34_1836A
18	-	-	89AJ(-)	-	0.0	20.0	-	VIOLET	0.0	-	8	W34_1836A
25	-	-	89AK(+)	-	0.0	20.0	-	VIOLET	0.0	-	9	W34_1836A
35	-	-	89AK(-)	-	0.0	20.0	-	VIOLET	0.0	-	10	W34_1836A

Connector Name	W34_1001
Part Number	4290977C1
Instances	Airbag (Steering Wheel and Driver Seat):Diagram1
Mates	DEV-AIRBAG_MODULE-01

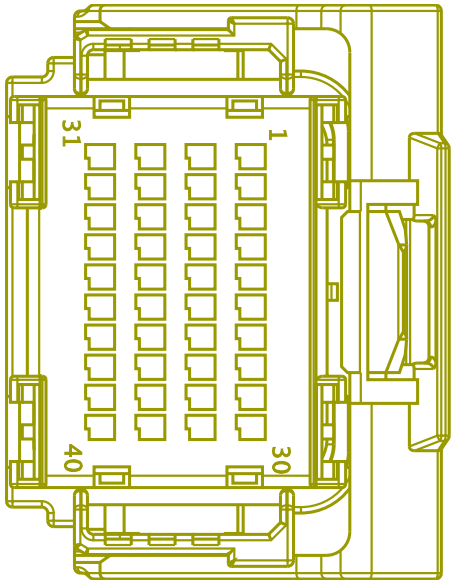

Name	Terminal Part Number	V-Min	Name	Wire Part Number	Wire CSA	Wire Spec	Wire Material description	Wire Color Description	Wire Length	End2 Terminal Part Number	End2 Pin Name	End2 Connector
17	-	-	89AJ(+)	-	0.0	20.0	-	VIOLET	0.0	-	7	W34_1836A
18	-	-	89AJ(-)	-	0.0	20.0	-	VIOLET	0.0	-	8	W34_1836A
25	-	-	89AK(+)	-	0.0	20.0	-	VIOLET	0.0	-	9	W34_1836A
35	-	-	89AK(-)	-	0.0	20.0	-	VIOLET	0.0	-	10	W34_1836A

Connector Name	W34_1001
Part Number	4290977C1
Instances	Airbag (Driver Seat and Passenger Seat):Diagram1 - Driver Airbag (Driver Seat and Passenger Seat):Diagram2 - Passenger Airbag (Driver Seat Only):Diagram1
Mates	DEV-AIRBAG_MODULE-01

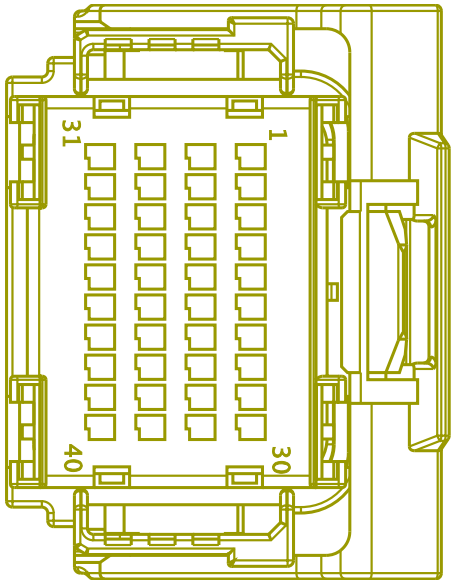

Name	Terminal Part Number	V-Min	Name	Wire Part Number	Wire CSA	Wire Spec	Wire Material description	Wire Color Description	Wire Length	End2 Terminal Part Number	End2 Pin Name	End2 Connector
9	-	-	89AH(-)	-	0.0	20.0	-	VIOLET	0.0	-	5	W34_1836A
10	-	-	89AH(+)	-	0.0	20.0	-	VIOLET	0.0	-	6	W34_1836A
17	-	-	89AJ(+)	-	0.0	20.0	-	VIOLET	0.0	-	7	W34_1836A
18	-	-	89AJ(-)	-	0.0	20.0	-	VIOLET	0.0	-	8	W34_1836A
25	-	-	89AK(+)	-	0.0	20.0	-	VIOLET	0.0	-	9	W34_1836A
30	-	-	89AL(+)	-	0.0	20.0	-	VIOLET	0.0	-	11	W34_1836A
35	-	-	89AK(-)	-	0.0	20.0	-	VIOLET	0.0	-	10	W34_1836A
40	-	-	89AL(-)	-	0.0	20.0	-	VIOLET	0.0	-	12	W34_1836A

Connector Name	W34_1835A
Part Number	4290978C1
Instances	Airbag (Driver Seat, Passenger Seat, and Steering Wheel):Diagram1 - Drvier
Mates	A02_1835

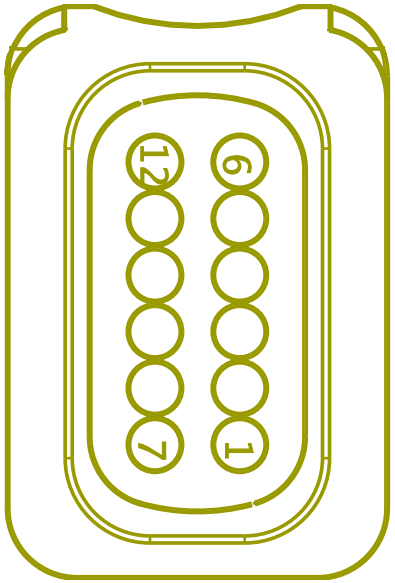

Name	Terminal Part Number	V-Min	Name	Wire Part Number	Wire CSA	Wire Spec	Wire Material description	Wire Color Description	Wire Length	End2 Terminal Part Number	End2 Pin Name	End2 Connect or
1	-	-	89AA	-	0.0	20.0	-	VIOLET	0.0	-	1	W34_1000
2	-	-	11AB-G	-	0.0	20.0	-	WHITE	0.0	-	2	W34_1000
3	-	-	89AC(+)	-	0.0	20.0	-	VIOLET	0.0	-	5	W34_1000
4	-	-	89AC(-)	-	0.0	20.0	-	VIOLET	0.0	-	6	W34_1000
7	-	-	13AE	-	0.0	20.0	-	PINK	0.0	-	24	W34_1000

Connector Name	W34_1835A
Part Number	4290978C1
Instances	Airbag (Steering Wheel and Driver Seat):Diagram1
Mates	A02_1835

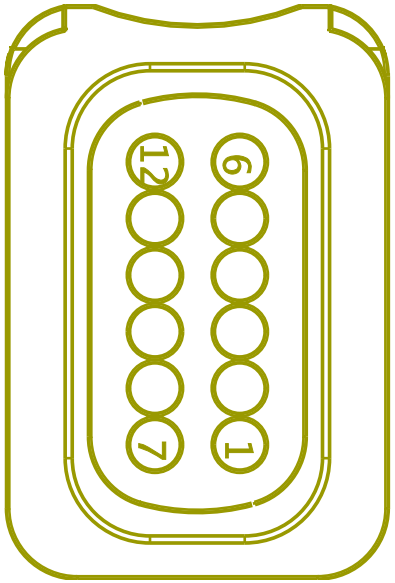

Name	Terminal Part Number	V-Min	Name	Wire Part Number	Wire CSA	Wire Spec	Wire Material description	Wire Color Description	Wire Length	End2 Terminal Part Number	End2 Pin Name	End2 Connect or
1	-	-	89AA	-	0.0	20.0	-	VIOLET	0.0	-	1	W34_1000
2	-	-	11AB-G	-	0.0	20.0	-	WHITE	0.0	-	2	W34_1000
3	-	-	89AC(+)	-	0.0	20.0	-	VIOLET	0.0	-	5	W34_1000
4	-	-	89AC(-)	-	0.0	20.0	-	VIOLET	0.0	-	6	W34_1000
7	-	-	13AE	-	0.0	20.0	-	PINK	0.0	-	24	W34_1000

Connector Name	W34_1835A
Part Number	4290978C1
Instances	Steering Wheel W/Air Bag:Diagram1
Mates	A02_1835

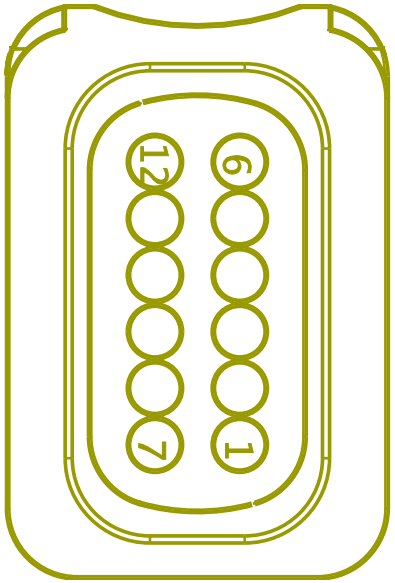

Name	Terminal Part Number	V-Min	Name	Wire Part Number	Wire CSA	Wire Spec	Wire Material description	Wire Color Description	Wire Length	End2 Terminal Part Number	End2 Pin Name	End2 Connect or
3	-	-	89AC(+)	-	0.0	20.0	-	VIOLET	0.0	-	5	W34_1000
4	-	-	89AC(-)	-	0.0	20.0	-	VIOLET	0.0	-	6	W34_1000

Connector Name	W34_1835A
Part Number	4290978C1
Instances	Airbag (Driver Seat and Passenger Seat):Diagram1 - Driver Airbag (Driver Seat Only):Diagram1
Mates	A02_1835

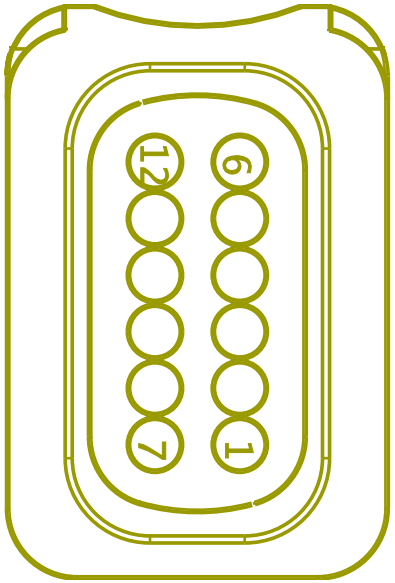

Name	Terminal Part Number	V-Min	Name	Wire Part Number	Wire CSA	Wire Spec	Wire Material description	Wire Color Description	Wire Length	End2 Terminal Part Number	End2 Pin Name	End2 Connect or
1	-	-	89AA	-	0.0	20.0	-	VIOLET	0.0	-	1	W34_1000
2	-	-	11AB-G	-	0.0	20.0	-	WHITE	0.0	-	2	W34_1000
7	-	-	13AE	-	0.0	20.0	-	PINK	0.0	-	24	W34_1000

Connector Name	W34_1836A
Part Number	3850730C1
Instances	Airbag (Driver Seat, Passenger Seat, and Steering Wheel):Diagram1 - Drvier
Mates	W35_1836

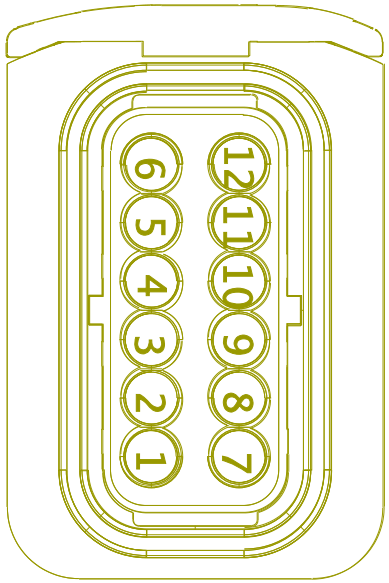

Name	Terminal Part Number	V-Min	Name	Wire Part Number	Wire CSA	Wire Spec	Wire Material description	Wire Color Description	Wire Length	End2 Terminal Part Number	End2 Pin Name	End2 Connector
3	-	-	89AG(+)	-	0.0	20.0	-	VIOLET	0.0	-	11	W34_1000
4	-	-	89AG(-)	-	0.0	20.0	-	VIOLET	0.0	-	12	W34_1000
7	-	-	89AJ(+)	-	0.0	20.0	-	VIOLET	0.0	-	17	W34_1001
8	-	-	89AJ(-)	-	0.0	20.0	-	VIOLET	0.0	-	18	W34_1001
9	-	-	89AK(+)	-	0.0	20.0	-	VIOLET	0.0	-	25	W34_1001
10	-	-	89AK(-)	-	0.0	20.0	-	VIOLET	0.0	-	35	W34_1001

Connector Name	W34_1836A
Part Number	3850730C1
Instances	Airbag (Driver Seat, Passenger Seat, and Steering Wheel):Diagram2 - Passenger
Mates	W35_1836

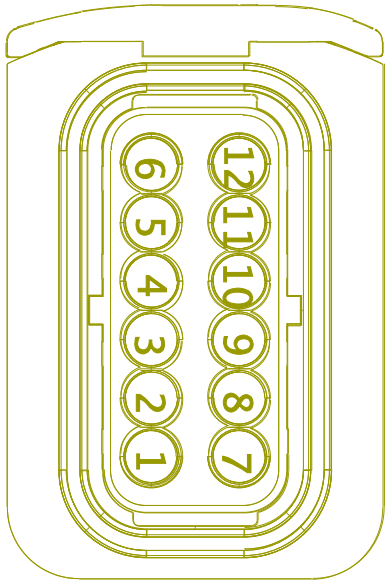

Name	Terminal Part Number	V-Min	Name	Wire Part Number	Wire CSA	Wire Spec	Wire Material description	Wire Color Description	Wire Length	End2 Terminal Part Number	End2 Pin Name	End2 Connect or
1	-	-	89AF(-)	-	0.0	20.0	-	VIOLET	0.0	-	9	W34_1000
2	-	-	89AF(+)	-	0.0	20.0	-	VIOLET	0.0	-	10	W34_1000
5	-	-	89AH(-)	-	0.0	20.0	-	VIOLET	0.0	-	9	W34_1001
6	-	-	89AH(+)	-	0.0	20.0	-	VIOLET	0.0	-	10	W34_1001
11	-	-	89AL(+)	-	0.0	20.0	-	VIOLET	0.0	-	30	W34_1001
12	-	-	89AL(-)	-	0.0	20.0	-	VIOLET	0.0	-	40	W34_1001

Connector Name	W34_1836A
Part Number	3850730C1
Instances	Airbag (Steering Wheel and Driver Seat):Diagram1
Mates	W35_1836

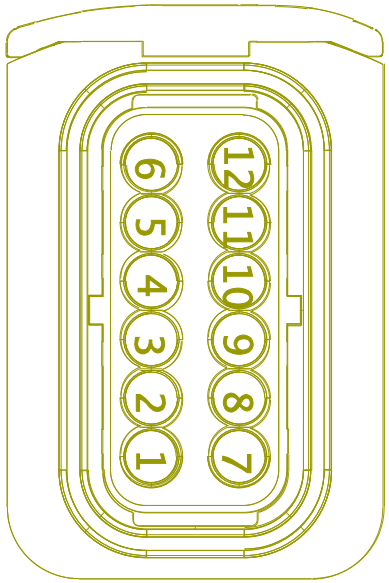

Name	Terminal Part Number	V-Min	Name	Wire Part Number	Wire CSA	Wire Spec	Wire Material description	Wire Color Description	Wire Length	End2 Terminal Part Number	End2 Pin Name	End2 Connector
3	-	-	89AG(+)	-	0.0	20.0	-	VIOLET	0.0	-	11	W34_1000
4	-	-	89AG(-)	-	0.0	20.0	-	VIOLET	0.0	-	12	W34_1000
7	-	-	89AJ(+)	-	0.0	20.0	-	VIOLET	0.0	-	17	W34_1001
8	-	-	89AJ(-)	-	0.0	20.0	-	VIOLET	0.0	-	18	W34_1001
9	-	-	89AK(+)	-	0.0	20.0	-	VIOLET	0.0	-	25	W34_1001
10	-	-	89AK(-)	-	0.0	20.0	-	VIOLET	0.0	-	35	W34_1001

Connector Name	W34_1836A
Part Number	3850730C1
Instances	Airbag (Driver Seat and Passenger Seat):Diagram1 - Driver Airbag (Driver Seat and Passenger Seat):Diagram2 - Passenger Airbag (Driver Seat Only):Diagram1
Mates	W35_1836

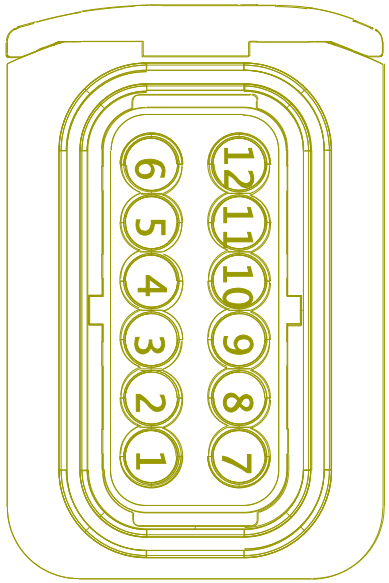

Name	Terminal Part Number	V-Min	Name	Wire Part Number	Wire CSA	Wire Spec	Wire Material description	Wire Color Description	Wire Length	End2 Terminal Part Number	End2 Pin Name	End2 Connector
1	-	-	89AF(-)	-	0.0	20.0	-	VIOLET	0.0	-	9	W34_1000
2	-	-	89AF(+)	-	0.0	20.0	-	VIOLET	0.0	-	10	W34_1000
3	-	-	89AG(+)	-	0.0	20.0	-	VIOLET	0.0	-	11	W34_1000
4	-	-	89AG(-)	-	0.0	20.0	-	VIOLET	0.0	-	12	W34_1000
5	-	-	89AH(-)	-	0.0	20.0	-	VIOLET	0.0	-	9	W34_1001
6	-	-	89AH(+)	-	0.0	20.0	-	VIOLET	0.0	-	10	W34_1001
7	-	-	89AJ(+)	-	0.0	20.0	-	VIOLET	0.0	-	17	W34_1001
8	-	-	89AJ(-)	-	0.0	20.0	-	VIOLET	0.0	-	18	W34_1001
9	-	-	89AK(+)	-	0.0	20.0	-	VIOLET	0.0	-	25	W34_1001
10	-	-	89AK(-)	-	0.0	20.0	-	VIOLET	0.0	-	35	W34_1001
11	-	-	89AL(+)	-	0.0	20.0	-	VIOLET	0.0	-	30	W34_1001
12	-	-	89AL(-)	-	0.0	20.0	-	VIOLET	0.0	-	40	W34_1001

Connector Name	W35_1836
Part Number	4290978C1
Instances	Airbag (Driver Seat, Passenger Seat, and Steering Wheel):Diagram2 - Passenger
Mates	W34_1836A

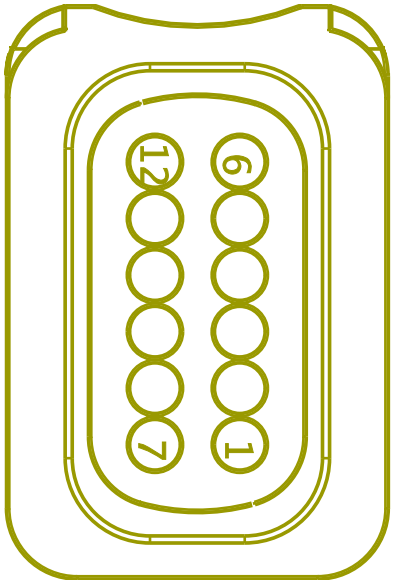

Name	Terminal Part Number	V-Min	Name	Wire Part Number	Wire CSA	Wire Spec	Wire Material description	Wire Color Description	Wire Length	End2 Terminal Part Number	End2 Pin Name	End2 Connect or
1	-	-	89AFB(-)	-	0.0	20.0	-	VIOLET	0.0	-	2	W35_2006
2	-	-	89AFB(+)	-	0.0	20.0	-	VIOLET	0.0	-	1	W35_2006
5	-	-	89AHB(-)	-	0.0	20.0	-	VIOLET	0.0	-	4	W35_2006
6	-	-	89AHB(+)	-	0.0	20.0	-	VIOLET	0.0	-	3	W35_2006
11	-	-	89ALB(+)	-	0.0	20.0	-	VIOLET	0.0	-	A	W35_2007
12	-	-	89ALB(-)	-	0.0	20.0	-	VIOLET	0.0	-	B	W35_2007

Connector Name	W35_1836
Part Number	4290978C1
Instances	Airbag (Driver Seat, Passenger Seat, and Steering Wheel):Diagram1 - Drvier
Mates	W34_1836A

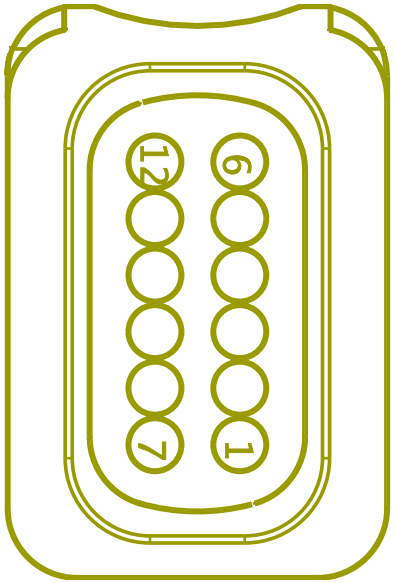

Name	Terminal Part Number	V-Min	Name	Wire Part Number	Wire CSA	Wire Spec	Wire Material description	Wire Color Description	Wire Length	End2 Terminal Part Number	End2 Pin Name	End2 Connect or
3	-	-	89AGB(+)	-	0.0	20.0	-	VIOLET	0.0	-	1	W35_2005
4	-	-	89AGB(-)	-	0.0	20.0	-	VIOLET	0.0	-	2	W35_2005
7	-	-	89AJB(+)	-	0.0	20.0	-	VIOLET	0.0	-	3	W35_2005
8	-	-	89AJB(-)	-	0.0	20.0	-	VIOLET	0.0	-	4	W35_2005
9	-	-	89AKB(+)	-	0.0	20.0	-	VIOLET	0.0	-	A	W35_2004
10	-	-	89AKB(-)	-	0.0	20.0	-	VIOLET	0.0	-	B	W35_2004

Connector Name	W35_1836
Part Number	4290978C1
Instances	Airbag (Steering Wheel and Driver Seat):Diagram1
Mates	W34_1836A

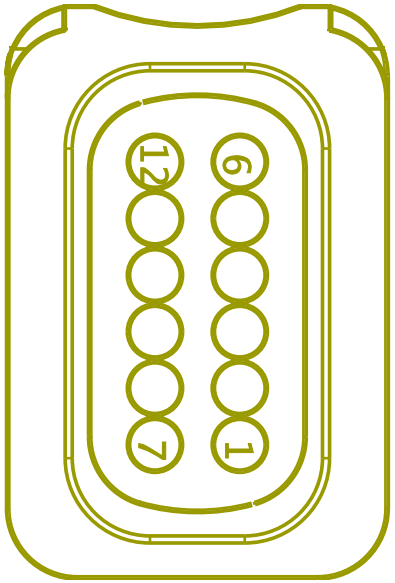

Name	Terminal Part Number	V-Min	Name	Wire Part Number	Wire CSA	Wire Spec	Wire Material description	Wire Color Description	Wire Length	End2 Terminal Part Number	End2 Pin Name	End2 Connect or
3	-	-	89AGB(+)	-	0.0	20.0	-	VIOLET	0.0	-	1	W35_2005
4	-	-	89AGB(-)	-	0.0	20.0	-	VIOLET	0.0	-	2	W35_2005
7	-	-	89AJB(+)	-	0.0	20.0	-	VIOLET	0.0	-	3	W35_2005
8	-	-	89AJB(-)	-	0.0	20.0	-	VIOLET	0.0	-	4	W35_2005
9	-	-	89AKB(+)	-	0.0	20.0	-	VIOLET	0.0	-	A	W35_2004
10	-	-	89AKB(-)	-	0.0	20.0	-	VIOLET	0.0	-	B	W35_2004

Connector Name	W35_1836
Part Number	4290978C1
Instances	Airbag (Driver Seat and Passenger Seat):Diagram1 - Driver Airbag (Driver Seat and Passenger Seat):Diagram2 - Passenger Airbag (Driver Seat Only):Diagram1
Mates	W34_1836A

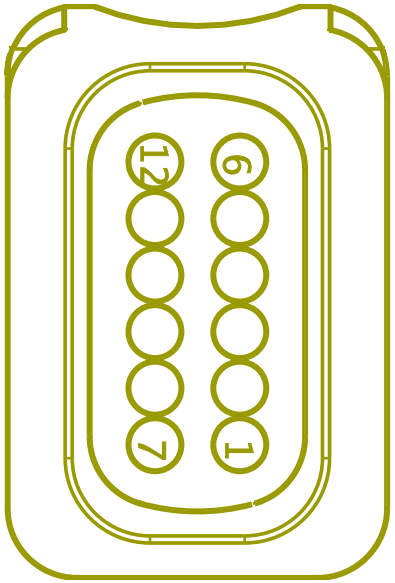

Name	Terminal Part Number	V-Min	Name	Wire Part Number	Wire CSA	Wire Spec	Wire Material description	Wire Color Description	Wire Length	End2 Terminal Part Number	End2 Pin Name	End2 Connector
1	-	-	89AFB(-)	-	0.0	20.0	-	VIOLET	0.0	-	2	W35_2006
2	-	-	89AFB(+)	-	0.0	20.0	-	VIOLET	0.0	-	1	W35_2006
3	-	-	89AGB(+)	-	0.0	20.0	-	VIOLET	0.0	-	1	W35_2005
4	-	-	89AGB(-)	-	0.0	20.0	-	VIOLET	0.0	-	2	W35_2005
5	-	-	89AHB(-)	-	0.0	20.0	-	VIOLET	0.0	-	4	W35_2006
6	-	-	89AHB(+)	-	0.0	20.0	-	VIOLET	0.0	-	3	W35_2006
7	-	-	89AJB(+)	-	0.0	20.0	-	VIOLET	0.0	-	3	W35_2005
8	-	-	89AJB(-)	-	0.0	20.0	-	VIOLET	0.0	-	4	W35_2005
9	-	-	89AKB(+)	-	0.0	20.0	-	VIOLET	0.0	-	A	W35_2004
10	-	-	89AKB(-)	-	0.0	20.0	-	VIOLET	0.0	-	B	W35_2004
11	-	-	89ALB(+)	-	0.0	20.0	-	VIOLET	0.0	-	A	W35_2007
12	-	-	89ALB(-)	-	0.0	20.0	-	VIOLET	0.0	-	B	W35_2007

Connector Name	W35_2004
Part Number	1661889C1
Instances	Airbag (Driver Seat, Passenger Seat, and Steering Wheel):Diagram1 - Drvier
Mates	DEV-SEAT_DRIVERS-04



Name	Terminal Part Number	V-Min	Name	Wire Part Number	Wire CSA	Wire Spec	Wire Material description	Wire Color Description	Wire Length	End2 Terminal Part Number	End2 Pin Name	End2 Connector
A	-	-	89AKB(+)	-	0.0	20.0	-	VIOLET	0.0	-	9	W35_1836
B	-	-	89AKB(-)	-	0.0	20.0	-	VIOLET	0.0	-	10	W35_1836

Connector Name	W35_2004
Part Number	1661889C1
Instances	Airbag (Steering Wheel and Driver Seat):Diagram1
Mates	DEV-SEAT_DRIVERS-04



Name	Terminal Part Number	V-Min	Name	Wire Part Number	Wire CSA	Wire Spec	Wire Material description	Wire Color Description	Wire Length	End2 Terminal Part Number	End2 Pin Name	End2 Connect or
A	-	-	89AKB(+)	-	0.0	20.0	-	VIOLET	0.0	-	9	W35_1836
B	-	-	89AKB(-)	-	0.0	20.0	-	VIOLET	0.0	-	10	W35_1836

Connector Name	W35_2004
Part Number	1661889C1
Instances	Airbag (Driver Seat and Passenger Seat):Diagram1 - Driver Airbag (Driver Seat Only):Diagram1
Mates	DEV-SEAT_DRIVERS-04



Name	Terminal Part Number	V-Min	Name	Wire Part Number	Wire CSA	Wire Spec	Wire Material description	Wire Color Description	Wire Length	End2 Terminal Part Number	End2 Pin Name	End2 Connect or
A	-	-	89AKB(+)	-	0.0	20.0	-	VIOLET	0.0	-	9	W35_1836
B	-	-	89AKB(-)	-	0.0	20.0	-	VIOLET	0.0	-	10	W35_1836

Connector Name	W35_2005
Part Number	4124471C1
Instances	Airbag (Driver Seat, Passenger Seat, and Steering Wheel):Diagram1 - Drvier
Mates	DEV-SEAT_DRIVERS-04

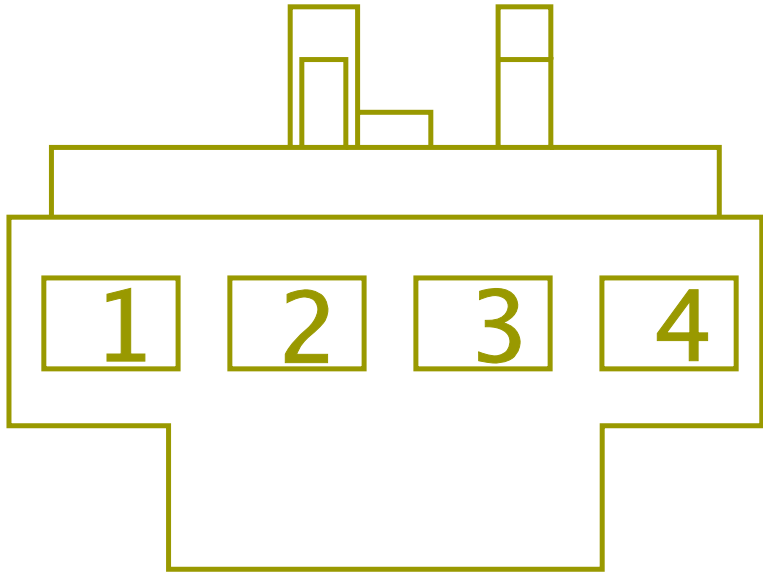

Name	Terminal Part Number	V-Min	Name	Wire Part Number	Wire CSA	Wire Spec	Wire Material description	Wire Color Description	Wire Length	End2 Terminal Part Number	End2 Pin Name	End2 Connector
1	-	-	89AGB(+)	-	0.0	20.0	-	VIOLET	0.0	-	3	W35_1836
2	-	-	89AGB(-)	-	0.0	20.0	-	VIOLET	0.0	-	4	W35_1836
3	-	-	89AJB(+)	-	0.0	20.0	-	VIOLET	0.0	-	7	W35_1836
4	-	-	89AJB(-)	-	0.0	20.0	-	VIOLET	0.0	-	8	W35_1836

Connector Name	W35_2005
Part Number	4124471C1
Instances	Airbag (Steering Wheel and Driver Seat):Diagram1
Mates	DEV-SEAT_DRIVERS-04

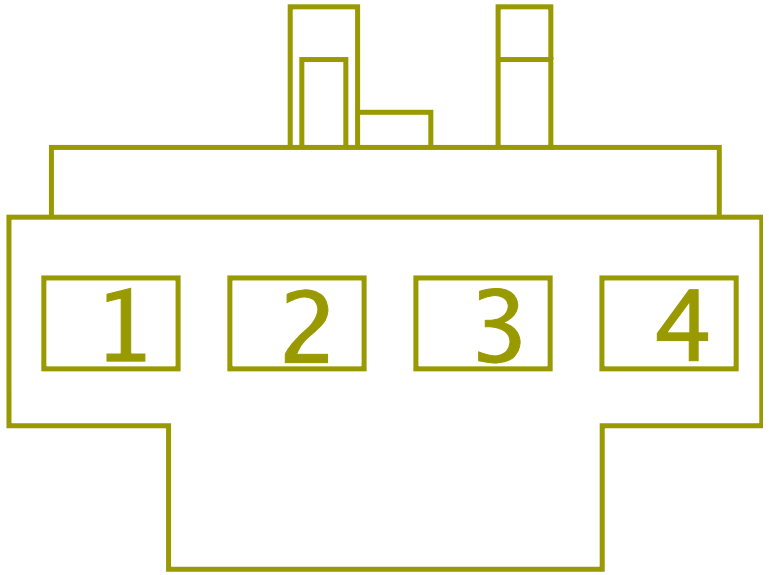

Name	Terminal Part Number	V-Min	Name	Wire Part Number	Wire CSA	Wire Spec	Wire Material description	Wire Color Description	Wire Length	End2 Terminal Part Number	End2 Pin Name	End2 Connector
1	-	-	89AGB(+)	-	0.0	20.0	-	VIOLET	0.0	-	3	W35_1836
2	-	-	89AGB(-)	-	0.0	20.0	-	VIOLET	0.0	-	4	W35_1836
3	-	-	89AJB(+)	-	0.0	20.0	-	VIOLET	0.0	-	7	W35_1836
4	-	-	89AJB(-)	-	0.0	20.0	-	VIOLET	0.0	-	8	W35_1836

Connector Name	W35_2005
Part Number	4124471C1
Instances	Airbag (Driver Seat and Passenger Seat):Diagram1 - Driver Airbag (Driver Seat Only):Diagram1
Mates	DEV-SEAT_DRIVERS-04

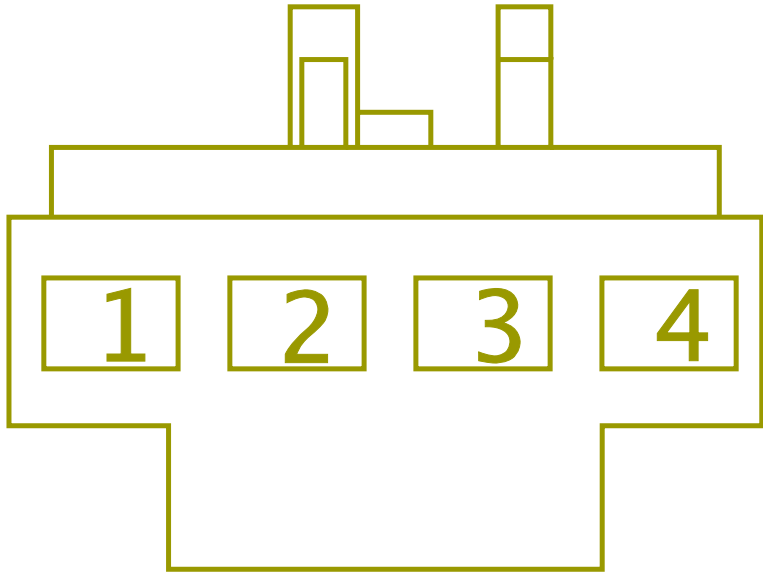

Name	Terminal Part Number	V-Min	Name	Wire Part Number	Wire CSA	Wire Spec	Wire Material description	Wire Color Description	Wire Length	End2 Terminal Part Number	End2 Pin Name	End2 Connector
1	-	-	89AGB(+)	-	0.0	20.0	-	VIOLET	0.0	-	3	W35_1836
2	-	-	89AGB(-)	-	0.0	20.0	-	VIOLET	0.0	-	4	W35_1836
3	-	-	89AJB(+)	-	0.0	20.0	-	VIOLET	0.0	-	7	W35_1836
4	-	-	89AJB(-)	-	0.0	20.0	-	VIOLET	0.0	-	8	W35_1836

Connector Name	W35_2006
Part Number	4124471C1
Instances	Airbag (Driver Seat, Passenger Seat, and Steering Wheel):Diagram2 - Passenger
Mates	DEV-SEAT_PASSENGER-02

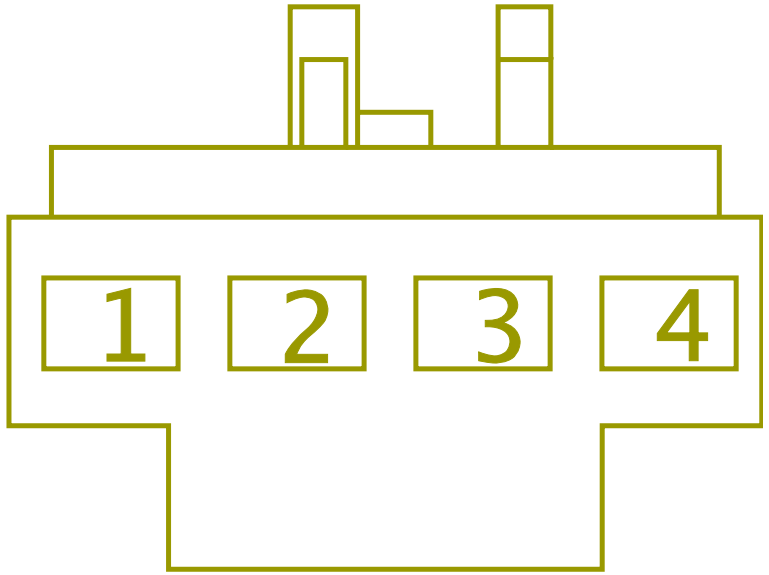

Name	Terminal Part Number	V-Min	Name	Wire Part Number	Wire CSA	Wire Spec	Wire Material description	Wire Color Description	Wire Length	End2 Terminal Part Number	End2 Pin Name	End2 Connector
1	-	-	89AFB(+)	-	0.0	20.0	-	VIOLET	0.0	-	2	W35_1836
2	-	-	89AFB(-)	-	0.0	20.0	-	VIOLET	0.0	-	1	W35_1836
3	-	-	89AHB(+)	-	0.0	20.0	-	VIOLET	0.0	-	6	W35_1836
4	-	-	89AHB(-)	-	0.0	20.0	-	VIOLET	0.0	-	5	W35_1836

Connector Name	W35_2006
Part Number	4124471C1
Instances	Airbag (Driver Seat and Passenger Seat):Diagram2 - Passenger
Mates	DEV-SEAT_PASSENGER-02

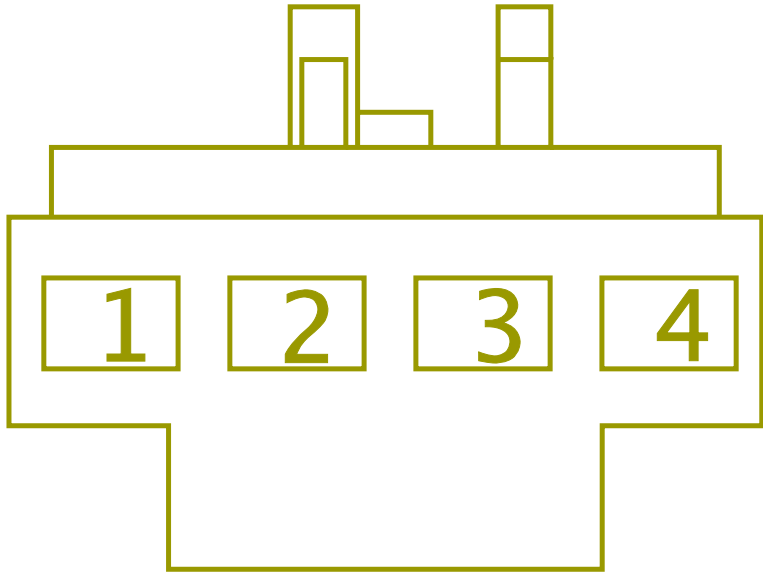

Name	Terminal Part Number	V-Min	Name	Wire Part Number	Wire CSA	Wire Spec	Wire Material description	Wire Color Description	Wire Length	End2 Terminal Part Number	End2 Pin Name	End2 Connect or
1	-	-	89AFB(+)	-	0.0	20.0	-	VIOLET	0.0	-	2	W35_1836
2	-	-	89AFB(-)	-	0.0	20.0	-	VIOLET	0.0	-	1	W35_1836
3	-	-	89AHB(+)	-	0.0	20.0	-	VIOLET	0.0	-	6	W35_1836
4	-	-	89AHB(-)	-	0.0	20.0	-	VIOLET	0.0	-	5	W35_1836

Connector Name	W35_2007
Part Number	1661260C1
Instances	Airbag (Driver Seat, Passenger Seat, and Steering Wheel):Diagram2 - Passenger
Mates	DEV-SEAT_PASSENGER-02



Name	Terminal Part Number	V-Min	Name	Wire Part Number	Wire CSA	Wire Spec	Wire Material description	Wire Color Description	Wire Length	End2 Terminal Part Number	End2 Pin Name	End2 Connect or
A	-	-	89ALB(+)	-	0.0	20.0	-	VIOLET	0.0	-	11	W35_1836
B	-	-	89ALB(-)	-	0.0	20.0	-	VIOLET	0.0	-	12	W35_1836

Connector Name	W35_2007
Part Number	1661260C1
Instances	Airbag (Driver Seat and Passenger Seat):Diagram2 - Passenger
Mates	DEV-SEAT_PASSENGER-02



Name	Terminal Part Number	V-Min	Name	Wire Part Number	Wire CSA	Wire Spec	Wire Material description	Wire Color Description	Wire Length	End2 Terminal Part Number	End2 Pin Name	End2 Connect or
A	-	-	89ALB(+)	-	0.0	20.0	-	VIOLET	0.0	-	11	W35_1836
B	-	-	89ALB(-)	-	0.0	20.0	-	VIOLET	0.0	-	12	W35_1836

Connector Name	W43-100
Part Number	4124472C1
Instances	LT/RH/LoneStar - X15/A26 - Seats (RollTek) Driver and Passenger (Hard Wired):Diagram1
Mates	DEV-DRIVER_SEAT_ROLTEK-01



Name	Terminal Part Number	V-Min	Name	Wire Part Number	Wire CSA	Wire Spec	Wire Material description	Wire Color Description	Wire Length	End2 Terminal Part Number	End2 Pin Name	End2 Connector
1	-	-	179S4(+)	3510346 R1	0.53	20.0	Thin Wall XLPE Primary Cable	VIOLET	1600.0	-	1	W43-101
2	-	-	179S4(-)	3510346 R1	0.53	20.0	Thin Wall XLPE Primary Cable	VIOLET	1600.0	-	2	W43-101
3	-	-	179SRA(+)	3510346 R1	0.53	20.0	Thin Wall XLPE Primary Cable	VIOLET	1600.0	-	3	W43-101
4	-	-	179SRA(-)	3510346 R1	0.53	20.0	Thin Wall XLPE Primary Cable	VIOLET	1600.0	-	4	W43-101

Connector Name	W43-101
Part Number	4124471C1
Instances	LT/RH/LoneStar - X15/A26 - Seats (RollTek) Driver and Passenger (Hard Wired):Diagram1
Mates	ROLLTEK_ECU_PASSENGER-2056 -02-01

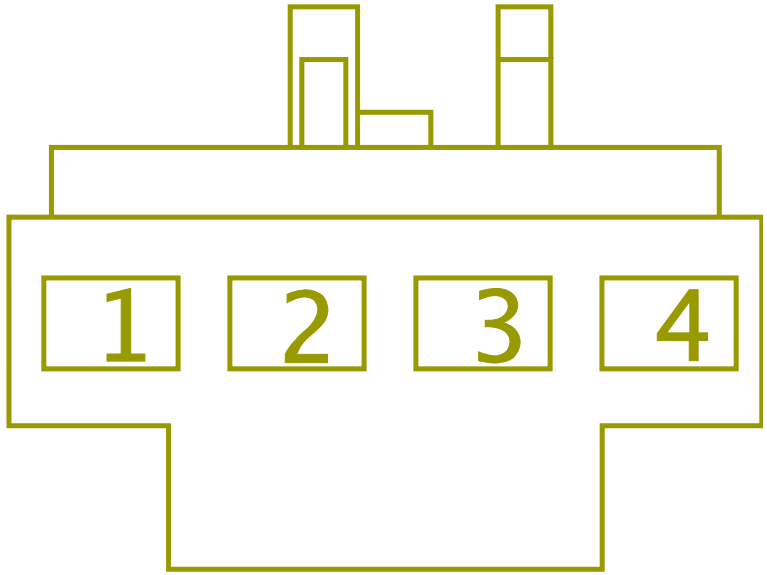

Name	Terminal Part Number	V-Min	Name	Wire Part Number	Wire CSA	Wire Spec	Wire Material description	Wire Color Description	Wire Length	End2 Terminal Part Number	End2 Pin Name	End2 Connector
1	-	-	179S4(+)	3510346 R1	0.53	20.0	Thin Wall XLPE Primary Cable	VIOLET	1600.0	-	1	W43-100
2	-	-	179S4(-)	3510346 R1	0.53	20.0	Thin Wall XLPE Primary Cable	VIOLET	1600.0	-	2	W43-100
3	-	-	179SRA(+)	3510346 R1	0.53	20.0	Thin Wall XLPE Primary Cable	VIOLET	1600.0	-	3	W43-100
4	-	-	179SRA(-)	3510346 R1	0.53	20.0	Thin Wall XLPE Primary Cable	VIOLET	1600.0	-	4	W43-100

Connector Name	W43-200
Part Number	1661259C1
Instances	LT/RH/LoneStar - X15/A26 - Seats (RollTek) Driver and Passenger (Hard Wired):Diagram1
Mates	DEV-DRIVER_SEAT_ROLTEK-01

Name	Terminal Part Number	V-Min	Name	Wire Part Number	Wire CSA	Wire Spec	Wire Material description	Wire Color Description	Wire Length	End2 Terminal Part Number	End2 Pin Name	End2 Connect or
A	-	-	179SWCOM	3510346 R1	0.53	20.0	Thin Wall XLPE Primary Cable	VIOLET	1600.0	-	A	W43-201
B	-	-	179SW(NO)	3510346 R1	0.53	20.0	Thin Wall XLPE Primary Cable	VIOLET	1600.0	-	B	W43-201

Connector Name	W43-201
Part Number	1661260C1
Instances	LT/RH/LoneStar - X15/A26 - Seats (RollTek) Driver and Passenger (Hard Wired):Diagram1
Mates	ROLLTEK_ECU_PASSENGER-2056 -02-01



Name	Terminal Part Number	V-Min	Name	Wire Part Number	Wire CSA	Wire Spec	Wire Material description	Wire Color Description	Wire Length	End2 Terminal Part Number	End2 Pin Name	End2 Connect or
A	-	-	179SWCOM	3510346 R1	0.53	20.0	Thin Wall XLPE Primary Cable	VIOLET	1600.0	-	A	W43-200
B	-	-	179SW(NO)	3510346 R1	0.53	20.0	Thin Wall XLPE Primary Cable	VIOLET	1600.0	-	B	W43-200

Connector Name	0009
Part Number	4063156C1
Instances	LoneStar - X15/A26 - Front Fog Lamps:Diagram1 LoneStar - X15/A26 - Marker Lights (Halogen):Diagram1 Low Speed J1939 (125Kbps):Low Speed J1939 (125Kbps) LT - X15/A26 - Headlights Halogen N/INT N/LOWW:Diagram1 LT - X15/A26 - Headlights Halogen N/INT W/LOWW:Diagram1 LT - X15/A26 - Headlights Halogen W/INT N/LOWW:Diagram1 LT - X15/A26 - Headlights Halogen W/INT W/LOWW:Diagram1 LT - X15/A26 - Headlights LED N/ INT N/LOWW:Diagram1 LT - X15/A26 - Headlights LED N/ INT W/LOWW:Diagram1 LT - X15/A26 - Headlights LED W/INT N/LOWW:Diagram1 LT - X15/A26 - Headlights LED W/INT W/LOWW:Diagram1 LT/RH - 2021 A26 - Heating Ventilation & Air Conditioning (HVAC) (Manual W/PT Transduce N/Low Pressure SW):Diagram1 - HVAC LT/RH - X15/A26 - Fog Lights Lamps:Diagram1 LT/RH - X15/A26 - License Plate Light (Dual LED Lamp Tail Light) Option 1:Diagram1 LT/RH - X15/A26 - License Plate Light (Dual LED Lamp Tail Light) Option 1:Diagram2 LT/RH - X15/A26 - License Plate Light (Dual LED Lamp Tail Light) Option 2:Diagram1 LT/RH - X15/A26 - License Plate Light (Dual LED Lamp Tail Light) Option 2:Diagram2 LT/RH - X15/A26 - License Plate Light (Tail Light Single Assy.) Option 1:Diagram1 LT/RH - X15/A26 - License Plate Light (Tail Light Single Assy.) Option 1:Diagram2 LT/RH - X15/A26 - License Plate Light (Tail Light Single Assy.)Option 2:Diagram1 LT/RH - X15/A26 - License Plate Light (Tail Light Single Assy.)Option 2:Diagram2 LT/RH - X15/A26 - Marker Lights (With 113 Halogen):Diagram1 LT/RH - X15/A26 - Marker Lights (With 125 Halogen):Diagram1 LT/RH - X15/A26 - Marker Lights (With 125 LED):Diagram1 LT/RH - X15/A26 - Marker Lights (With113 LED):Diagram1 LT/RH - X15/A26 - Radio N/ Sterring Wheel Pod N/ Remote:Diagram1 LT/RH/LoneStar - X15/A26 - Beacon/Strobe Light:Diagram1 LT/RH/LoneStar - X15/A26 - Beacon/Strobe Light:Diagram2 LT/RH/LoneStar - X15/A26 - Exterior Lamp Check:Diagram1

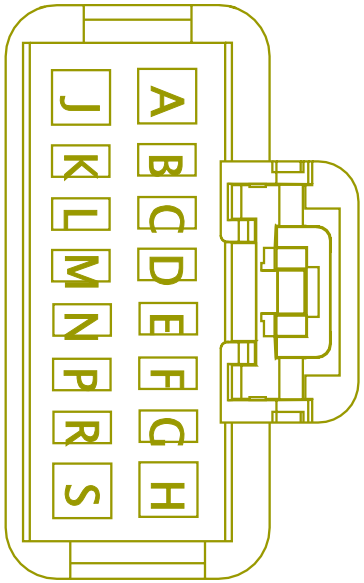

LT/RH/LoneStar - X15/A26 - Instrument Cluster (Premium):Diagram1
LT/RH/LoneStar - X15/A26 - License Plate Light (Tail Light Single Assy.) Option 1:Diagram1
LT/RH/LoneStar - X15/A26 - License Plate Light (Tail Light Single Assy.) Option 1:Diagram2
LT/RH/LoneStar - X15/A26 - License Plate Light (Tail Light Single Assy.) Option 2:Diagram1-Combination1
LT/RH/LoneStar - X15/A26 - License Plate Light (Tail Light Single Assy.) Option 2:Diagram1-Combination2
LT/RH/LoneStar - X15/A26 - Lighting Control Module:Diagram1
LT/RH/LoneStar - X15/A26 - Panel Backlighting (Cabin Dimmer) Option 1:Diagram1
LT/RH/LoneStar - X15/A26 - Panel Backlighting (Cabin Dimmer) Option 2:Diagram1
LT/RH/LoneStar - X15/A26 - PARK LIGHTS - W/Marker Interrupt 4 pin clockspring:Diagram1
LT/RH/LoneStar - X15/A26 - Power Windows:Diagram1
LT/RH/LoneStar - X15/A26 - Radio N/ Steering Wheel Pod W/ Remote:Diagram1
LT/RH/LoneStar - X15/A26 - Telematics QUALCOMM IMCT DAYCAB With PANIC BUTTON:Diagram2

Mates MODU-LCM-A004-00-01

Name	Terminal Part Number	V-Min	Name	Wire Part Number	Wire CSA	Wire Spec	Wire Material description	Wire Color Description	Wire Length	End2 Terminal Part Number	End2 Pin Name	End2 Connect or
A	-	-	AA13D	3510323 R1	0.79	18.0	Thin Wall XLPE Primary Cable	PINK	2050.0	-	-	-
B	-	-	-	-	-	-	-	-	-	-	-	-
B	-	-	WIRE234 470	-	0.0	-	-	-	0.0	-	PIN1	-
C	-	-	-	-	-	-	-	-	-	-	-	-
C	-	-	WIRE234 471	-	0.0	-	-	-	0.0	-	PIN1	-

Name	Terminal Part Number	V-Min	Name	Wire Part Number	Wire CSA	Wire Spec	Wire Material description	Wire Color Description	Wire Length	End2 Terminal Part Number	End2 Pin Name	End2 Connector
E	-	-	ZZ50B	2645629 R1	0.35	22.0	Thin Wall XLPE Primary Cable	RED	1420.0	-	-	-
E	-	-	ZX50B	3510335 R1	0.79	18.0	Thin Wall XLPE Primary Cable	YELLOW 2	1420.0	-	-	-
H	-	-	ZX50A	3510335 R1	0.79	18.0	Thin Wall XLPE Primary Cable	YELLOW 2	1420.0	-	-	-
J	-	-	AA11-GN	3510359 R1	0.79	18.0	Thin Wall XLPE Primary Cable	WHITE	700.0	-	-	-
L	-	-	AA62	3510353 R1	0.79	18.0	Thin Wall XLPE Primary Cable	DARK BLUE	300.0	-	X	-
L	-	-	AA62	3510353 R1	0.79	18.0	Thin Wall XLPE Primary Cable	DARK BLUE	300.0	-	-	-
M	-	-	DA62DA	3510354 R1	1.16	16.0	Thin Wall XLPE Primary Cable	DARK BLUE	1220.0	-	M	A02-0009
M	-	-	4G62DB	3510354 R1	1.16	16.0	Thin Wall XLPE Primary Cable	DARK BLUE	330.0	-	-	-

Name	Terminal Part Number	V-Min	Name	Wire Part Number	Wire CSA	Wire Spec	Wire Material description	Wire Color Description	Wire Length	End2 Terminal Part Number	End2 Pin Name	End2 Connector
M	-	-	DA62DA	3510354 R1	1.16	16.0	Thin Wall XLPE Primary Cable	DARK BLUE	1220.0	-	-	-
N	-	-	DX62A	3510353 R1	0.79	18.0	Thin Wall XLPE Primary Cable	DARK BLUE	2380.0	-	-	-
P	-	-	AA50	3510335 R1	0.79	18.0	Thin Wall XLPE Primary Cable	YELLOW 2	1300.0	-	E11	J5-1602
P	-	-	AA50	3510335 R1	0.79	18.0	Thin Wall XLPE Primary Cable	YELLOW 2	1300.0	-	-	-
R	-	-	AA9ZA	3510311 R1	0.79	18.0	Thin Wall XLPE Primary Cable	GREY	1160.0	-	-	-
S	-	-	2G14LCM	3510365 R1	0.79	18.0	Thin Wall XLPE Primary Cable	RED	1115.0	-	X	-
S	-	-	2F14LCM	3510365 R1	0.79	18.0	Thin Wall XLPE Primary Cable	RED	1865.0	-	-	-

Connector Name	1F
Part Number	1667639C1
Instances	LT/RH/LoneStar - X15 - Bosch LIL165_LIL200 Alternator W/ Remote Sense W/ Delco Starter:Diagram1-Combination1 LT/RH/LoneStar - X15 - Bosch LIL165_LIL200 Alternator W/ Remote Sense W/ Mitsubishi Starter:Diagram1 LT/RH/LoneStar - X15 - Delco Remy 28SI Alternator W/ Remote Sense W/ Mitsubishi Starter:Diagram1 LT/RH/LoneStar - X15 - Delco Remy 28SI Alternator W/ Remote Sense W/ Mitsubishi Starter:Diagram2 LT/RH/LoneStar - X15 - Delco Remy 28SI Alternator W/ Remote Sense W/ Delco Starter:Diagram1-Combination1 LT/RH/LoneStar - X15 - Delco Remy 28SI Alternator W/ Remote Sense W/ Delco Starter:Diagram1-Combination2 LT/RH/LoneStar - X15 - Delco Remy 36SI Alternator W/ Remote Sense W/ Mitsubishi Starter:Diagram1 LT/RH/LoneStar - X15 - Delco Remy 36SI Alternator W/ Remtoe Sense W/ Delco Starter:Diagram1 LT/RH/LoneStar - X15 - Delco Remy 40SI Alternator W/ Remote Sense W/ Delco Starter:Diagram1-Combination1 LT/RH/LoneStar - X15 - Delco Remy 40SI Alternator W/ Remote Sense W/ Delco Starter:Diagram1-Combination2 LT/RH/LoneStar - X15 - Delco Remy 40SI Alternator W/ Remote Sense W/ Mitsubishi Starter:Diagram1 LT/RH/LoneStar - X15 - Delco Remy 40SI Alternator W/ Remote Sense W/ Mitsubishi Starter:Diagram2 LT/RH/LoneStar - X15 - Leece-Neville - LN 325A Alternator W/ Remote Sense W/ Delco Starter:Diagram1 LT/RH/LoneStar - X15 - Leece-Neville - LN 325A Alternator W/ Remote Sense W/ Mitsubishi Starter:Diagram1 LT/RH/LoneStar - X15 - Leece-Neville AVI160-210A/240A Alternator W/ Remote Sense W/ Delco Starter:Diagram1-Combination1 LT/RH/LoneStar - X15 - Leece-Neville AVI160-210A/240A Alternator W/ Remote Sense W/ Mitsubishi Starter:Diagram1
Mates	DEV-FUSE_5A_Inline-4004-01 -04B

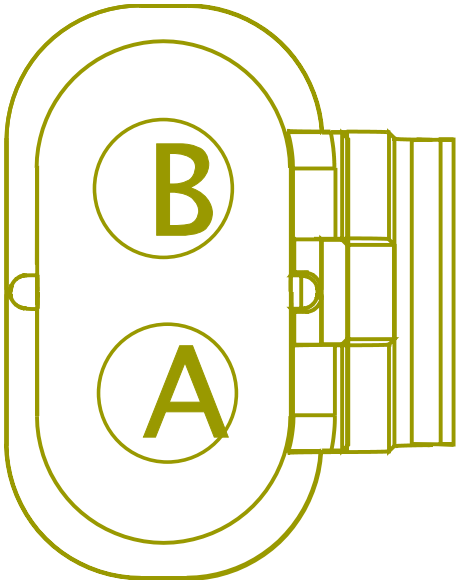

Name	Terminal Part Number	V-Min	Name	Wire Part Number	Wire CSA	Wire Spec	Wire Material description	Wire Color Description	Wire Length	End2 Terminal Part Number	End2 Pin Name	End2 Connect or
A	-	-	JS1B	2643692 R1	1.91	14.0	Std. Wall XLPE Primary Cable	TAN	130.0	-	A	J4
B	-	-	JS1A	2643694 R1	1.91	14.0	Std. Wall XLPE Primary Cable	LIGHT BLUE	3755.0	-	A	K02-7000

Connector Name	10F
Part Number	1661197C1
Instances	LT/RH/LoneStar - X15/A26 - Banana Plugs Receptacle:Diagram1
Mates	1902

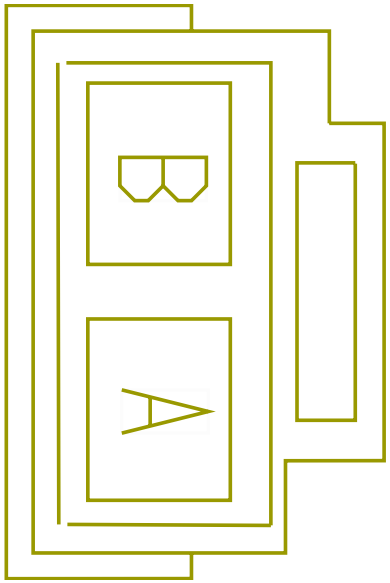

Name	Terminal Part Number	V-Min	Name	Wire Part Number	Wire CSA	Wire Spec	Wire Material description	Wire Color Description	Wire Length	End2 Terminal Part Number	End2 Pin Name	End2 Connect or
A	-	-	A86N	2643687 R1	1.91	14.0	Std. Wall XLPE Primary Cable	LIGHT GREEN	150.0	-	A	1861
B	-	-	A86-GB	2643689 R1	1.91	14.0	Std. Wall XLPE Primary Cable	WHITE	150.0	-	B	1861

Connector Name	100A
Part Number	RING-M-6_0
Instances	LT/RH/LoneStar - X15/A26 - Rear HVAC (No Idle) W/ Pre-Heat (Bergstrom Heat and Cool w/ Condensation) 2 SWITCHES Option 1:Diagram1 - Powers, Grounds & Controls LT/RH/LoneStar - X15/A26 - Rear HVAC (No Idle) W/ Pre-Heat (Bergstrom Heat and Cool w/ Condensation) 2 SWITCHES Option 2:Diagram1 - Powers, Grounds & Controls LT/RH/LoneStar - X15/A26 - Rear HVAC (No Idle) W/ Pre-Heat (Bergstrom Heat and Cool w/ Condensation) 4 SWITCHES Option 1:Diagram1 - Powers, Grounds & Controls LT/RH/LoneStar - X15/A26 - Rear HVAC (No Idle) W/ Pre-Heat (Bergstrom Heat and Cool w/ Condensation) 4 SWITCHES Option 2:Diagram1 - Powers, Grounds & Controls
Mates	MODU-BERG_NO-IDLE-6002-01- 02 Bergstrom Aux HVAC



Name	Terminal Part Number	V-Min	Name	Wire Part Number	Wire CSA	Wire Spec	Wire Material description	Wire Color Description	Wire Length	End2 Terminal Part Number	End2 Pin Name	End2 Connect or
A	-	-	B(+)	2643701 R1	7.48	8.0	Std. Wall XLPE Primary Cable	RED	2250.0	-	-	-
A	-	-	B(+)	2643701 R1	7.48	8.0	Std. Wall XLPE Primary Cable	RED	2250.0	-	A	P04-101

Connector Name	100A
Part Number	1661205C1
Short Description	AUX HVAC-BERGSTROM NO IDLE-BATT&GRD
Instances	LT/RH/LoneStar - X15/A26 - Rear AUTO HVAC (No Idle) W/ Pre-Heat (Bergstrom Heat and Cool w/ Condensation) 2 SWITCHES:Diagram1 - Powers, Grounds & Controls LT/RH/LoneStar - X15/A26 - Rear HVAC (No Idle) W/ Pre-Heat (Bergstrom Heat and Cool w/ Condensation) 2 SWITCHES Option 1:Diagram1 - Powers, Grounds & Controls LT/RH/LoneStar - X15/A26 - Rear HVAC (No Idle) W/ Pre-Heat (Bergstrom Heat and Cool w/ Condensation) 2 SWITCHES Option 2:Diagram1 - Powers, Grounds & Controls LT/RH/LoneStar - X15/A26 - Rear HVAC (No Idle) W/ Pre-Heat (Bergstrom Heat and Cool w/ Condensation) 4 SWITCHES Option 1:Diagram1 - Powers, Grounds & Controls LT/RH/LoneStar - X15/A26 - Rear HVAC (No Idle) W/ Pre-Heat (Bergstrom Heat and Cool w/ Condensation) 4 SWITCHES Option 2:Diagram1 - Powers, Grounds & Controls LT/RH/LoneStar - X15/A26 - Rear Manual HVAC (No Idle) W/ Pre-Heat (Bergstrom Heat and Cool w/ Condensation) 2 SWITCHES:Diagram1 - Powers, Grounds & Controls LT/RH/LoneStar A26/X15 - No-Idle HVAC (Espar Airtronic, Berstrom AC, Front Auto Control head):Diagram1 - Powers, Grounds & Controls LT/RH/LoneStar A26/X15 - No-Idle HVAC (Espar Airtronic, Berstrom AC, Front Manual Control head:Diagram1 - Powers, Grounds & Controls
Mates	100

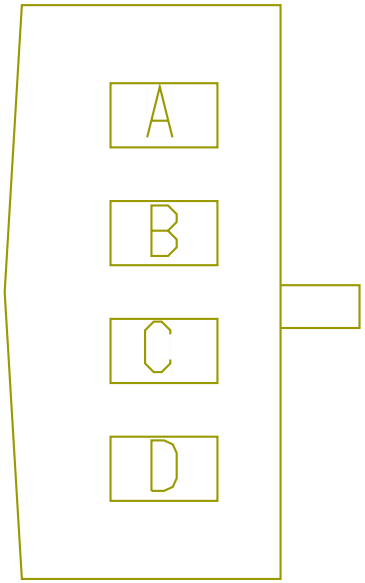

Name	Terminal Part Number	V-Min	Name	Wire Part Number	Wire CSA	Wire Spec	Wire Material description	Wire Color Description	Wire Length	End2 Terminal Part Number	End2 Pin Name	End2 Connector
A	-	-	ZE75-GBA	2643787 R1	3.01	12.0	Std. Wall XLPE Primary Cable	WHITE	600.0	-	B7	H01-5205
A	-	-	ZE75-GBA	2643787 R1	3.01	12.0	Std. Wall XLPE Primary Cable	WHITE	600.0	-	B7	5205

Name	Terminal Part Number	V-Min	Name	Wire Part Number	Wire CSA	Wire Spec	Wire Material description	Wire Color Description	Wire Length	End2 Terminal Part Number	End2 Pin Name	End2 Connector
A	-	-	BA75-GBA	2643787 R1	3.01	12.0	Std. Wall XLPE Primary Cable	WHITE	600.0	-	B7	5205
B	-	-	ZE75-GBB	2643787 R1	3.01	12.0	Std. Wall XLPE Primary Cable	WHITE	600.0	-	B8	H01-5205
B	-	-	BA75-GBB	2643787 R1	3.01	12.0	Std. Wall XLPE Primary Cable	WHITE	600.0	-	B8	5205
C	-	-	ZE14HA	2643695 R1	3.01	12.0	Std. Wall XLPE Primary Cable	RED	600.0	-	A7	H01-5205
C	-	-	ZE14HA	2643695 R1	3.01	12.0	Std. Wall XLPE Primary Cable	RED	600.0	-	A7	5205
C	-	-	BA14HA	2643695 R1	3.01	12.0	Std. Wall XLPE Primary Cable	RED	600.0	-	A7	5205
D	-	-	ZE14HB	2643695 R1	3.01	12.0	Std. Wall XLPE Primary Cable	RED	600.0	-	A8	H01-5205
D	-	-	BA14HB	2643695 R1	3.01	12.0	Std. Wall XLPE Primary Cable	RED	600.0	-	A8	5205

Connector Name	100B
Part Number	2031520C1
Short Description	NO IDLE ISOLATED BTRY & FEED
Instances	LT/RH/LoneStar - X15/A26 - Rear AUTO HVAC (No Idle) W/ Pre-Heat (Bergstrom Heat and Cool w/ Condensation) 2 SWITCHES:Diagram1 - Powers, Grounds & Controls LT/RH/LoneStar - X15/A26 - Rear HVAC (No Idle) W/ Pre-Heat (Bergstrom Heat and Cool w/ Condensation) 2 SWITCHES Option 1:Diagram1 - Powers, Grounds & Controls LT/RH/LoneStar - X15/A26 - Rear HVAC (No Idle) W/ Pre-Heat (Bergstrom Heat and Cool w/ Condensation) 2 SWITCHES Option 2:Diagram1 - Powers, Grounds & Controls LT/RH/LoneStar - X15/A26 - Rear HVAC (No Idle) W/ Pre-Heat (Bergstrom Heat and Cool w/ Condensation) 4 SWITCHES Option 1:Diagram1 - Powers, Grounds & Controls LT/RH/LoneStar - X15/A26 - Rear HVAC (No Idle) W/ Pre-Heat (Bergstrom Heat and Cool w/ Condensation) 4 SWITCHES Option 2:Diagram1 - Powers, Grounds & Controls LT/RH/LoneStar - X15/A26 - Rear Manual HVAC (No Idle) W/ Pre-Heat (Bergstrom Heat and Cool w/ Condensation) 2 SWITCHES:Diagram1 - Powers, Grounds & Controls LT/RH/LoneStar A26/X15 - No-Idle HVAC (Espar Airtronic, Berstrom AC, Front Auto Control head):Diagram1 - Powers, Grounds & Controls LT/RH/LoneStar A26/X15 - No-Idle HVAC (Espar Airtronic, Berstrom AC, Front Manual Control head:Diagram1 - Powers, Grounds & Controls
Mates	100C

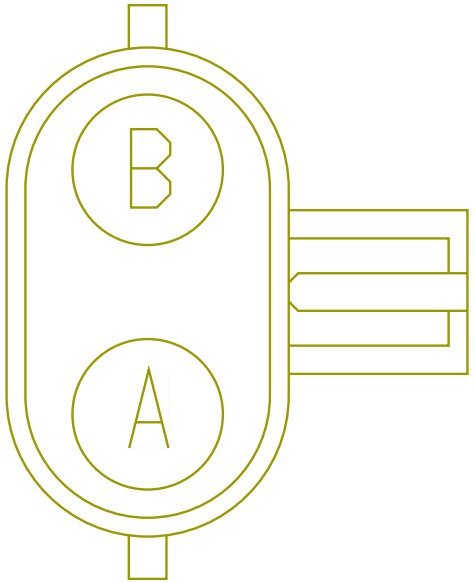

Name	Terminal Part Number	V-Min	Name	Wire Part Number	Wire CSA	Wire Spec	Wire Material description	Wire Color Description	Wire Length	End2 Terminal Part Number	End2 Pin Name	End2 Connector
A	-	-	MF104	2643695 R1	3.01	12.0	Std. Wall XLPE Primary Cable	RED	600.0	-	A9	H01-5205
A	-	-	MF104	2643695 R1	3.01	12.0	Std. Wall XLPE Primary Cable	RED	600.0	-	A9	5205

Name	Terminal Part Number	V-Min	Name	Wire Part Number	Wire CSA	Wire Spec	Wire Material description	Wire Color Description	Wire Length	End2 Terminal Part Number	End2 Pin Name	End2 Connect or
B	-	-	MF104-G	2643787 R1	3.01	12.0	Std. Wall XLPE Primary Cable	WHITE	600.0	-	B9	H01-5205
B	-	-	MF104-G	2643787 R1	3.01	12.0	Std. Wall XLPE Primary Cable	WHITE	600.0	-	B9	5205

Connector Name	100CN
Part Number	1664531C1
Short Description	NO IDLE GROUND VOLTAGE SENSE
Instances	LT/RH/LoneStar - X15/A26 - Rear AUTO HVAC (No Idle) W/ Pre-Heat (Bergstrom Heat and Cool w/ Condensation) 2 SWITCHES:Diagram1 - Powers, Grounds & Controls LT/RH/LoneStar - X15/A26 - Rear Manual HVAC (No Idle) W/ Pre-Heat (Bergstrom Heat and Cool w/ Condensation) 2 SWITCHES:Diagram1 - Powers, Grounds & Controls LT/RH/LoneStar A26/X15 - No-Idle HVAC (Espar Airtronic, Berstrom AC, Front Auto Control head):Diagram1 - Powers, Grounds & Controls LT/RH/LoneStar A26/X15 - No-Idle HVAC (Espar Airtronic, Berstrom AC, Front Manual Control head:Diagram1 - Powers, Grounds & Controls
Mates	100NB1

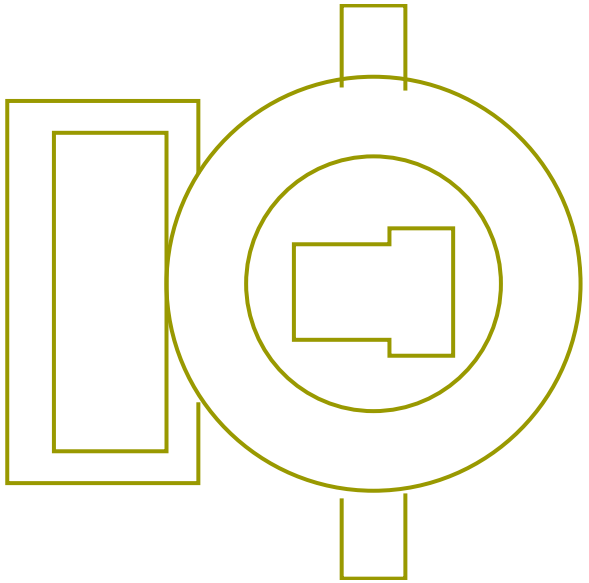

Name	Terminal Part Number	V-Min	Name	Wire Part Number	Wire CSA	Wire Spec	Wire Material description	Wire Color Description	Wire Length	End2 Terminal Part Number	End2 Pin Name	End2 Connect or
A	-	-	104-G	2643787 R1	3.01	12.0	Std. Wall XLPE Primary Cable	WHITE	2915.0	-	B	100C

Connector Name	100CN
Part Number	1664531C1
Short Description	NO IDLE GROUND VOLTAGE SENSE
Instances	LT/RH/LoneStar - X15/A26 - Rear HVAC (No Idle) W/ Pre-Heat (Bergstrom Heat and Cool w/ Condensation) 2 SWITCHES Option 1:Diagram1 - Powers, Grounds & Controls LT/RH/LoneStar - X15/A26 - Rear HVAC (No Idle) W/ Pre-Heat (Bergstrom Heat and Cool w/ Condensation) 2 SWITCHES Option 2:Diagram1 - Powers, Grounds & Controls LT/RH/LoneStar - X15/A26 - Rear HVAC (No Idle) W/ Pre-Heat (Bergstrom Heat and Cool w/ Condensation) 4 SWITCHES Option 1:Diagram1 - Powers, Grounds & Controls LT/RH/LoneStar - X15/A26 - Rear HVAC (No Idle) W/ Pre-Heat (Bergstrom Heat and Cool w/ Condensation) 4 SWITCHES Option 2:Diagram1 - Powers, Grounds & Controls
Mates	100NB1

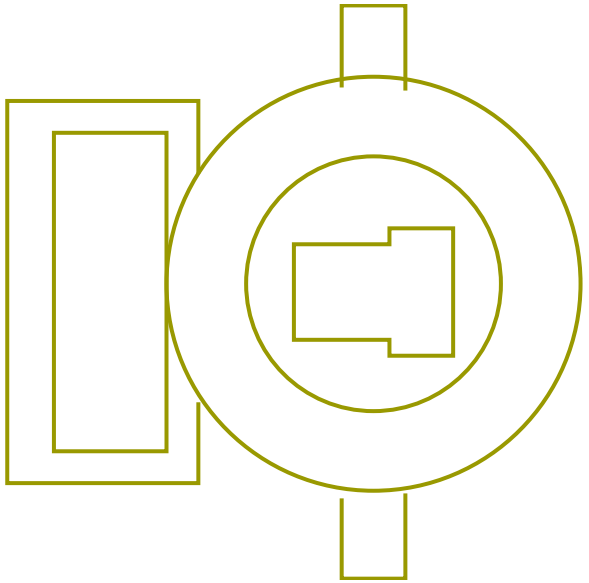

Name	Terminal Part Number	V-Min	Name	Wire Part Number	Wire CSA	Wire Spec	Wire Material description	Wire Color Description	Wire Length	End2 Terminal Part Number	End2 Pin Name	End2 Connect or
A	-	-	104-G	2643787 R1	3.01	12.0	Std. Wall XLPE Primary Cable	WHITE	2915.0	-	B	100C

Connector Name	100CP
Part Number	1669834C1
Short Description	NO IDLE BATTERY VOLTAGE SENSE
Instances	LT/RH/LoneStar - X15/A26 - Rear AUTO HVAC (No Idle) W/ Pre-Heat (Bergstrom Heat and Cool w/ Condensation) 2 SWITCHES:Diagram1 - Powers, Grounds & Controls LT/RH/LoneStar - X15/A26 - Rear Manual HVAC (No Idle) W/ Pre-Heat (Bergstrom Heat and Cool w/ Condensation) 2 SWITCHES:Diagram1 - Powers, Grounds & Controls LT/RH/LoneStar A26/X15 - No-Idle HVAC (Espar Airtronic, Berstrom AC, Front Auto Control head):Diagram1 - Powers, Grounds & Controls LT/RH/LoneStar A26/X15 - No-Idle HVAC (Espar Airtronic, Berstrom AC, Front Manual Control head:Diagram1 - Powers, Grounds & Controls
Mates	100PB1

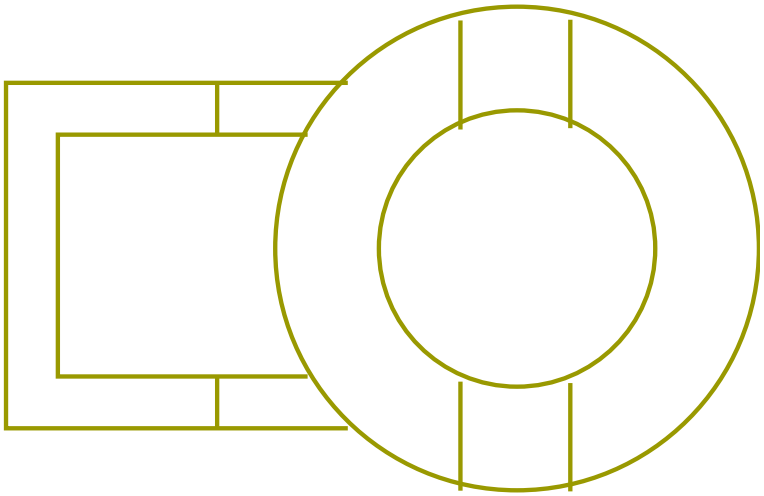

Name	Terminal Part Number	V-Min	Name	Wire Part Number	Wire CSA	Wire Spec	Wire Material description	Wire Color Description	Wire Length	End2 Terminal Part Number	End2 Pin Name	End2 Connect or
A	-	-	104	2643695 R1	3.01	12.0	Std. Wall XLPE Primary Cable	RED	2915.0	-	A	100C

Connector Name	100CP
Part Number	1669834C1
Short Description	NO IDLE BATTERY VOLTAGE SENSE
Instances	LT/RH/LoneStar - X15/A26 - Rear HVAC (No Idle) W/ Pre-Heat (Bergstrom Heat and Cool w/ Condensation) 2 SWITCHES Option 1:Diagram1 - Powers, Grounds & Controls LT/RH/LoneStar - X15/A26 - Rear HVAC (No Idle) W/ Pre-Heat (Bergstrom Heat and Cool w/ Condensation) 2 SWITCHES Option 2:Diagram1 - Powers, Grounds & Controls LT/RH/LoneStar - X15/A26 - Rear HVAC (No Idle) W/ Pre-Heat (Bergstrom Heat and Cool w/ Condensation) 4 SWITCHES Option 1:Diagram1 - Powers, Grounds & Controls LT/RH/LoneStar - X15/A26 - Rear HVAC (No Idle) W/ Pre-Heat (Bergstrom Heat and Cool w/ Condensation) 4 SWITCHES Option 2:Diagram1 - Powers, Grounds & Controls
Mates	100PB1

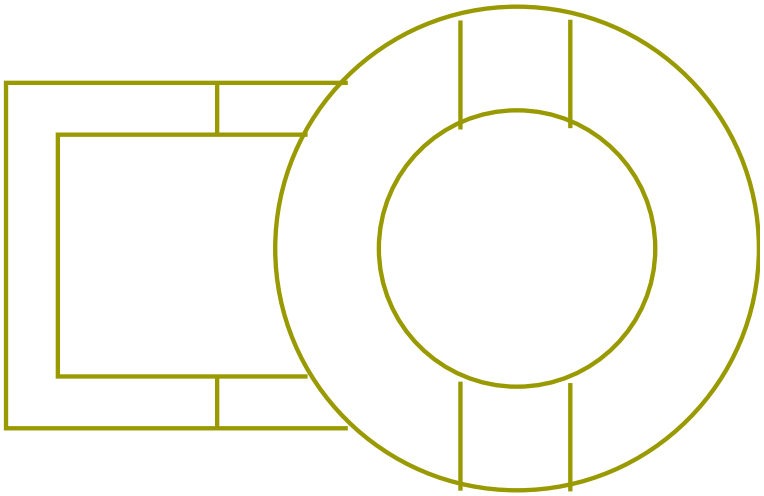

Name	Terminal Part Number	V-Min	Name	Wire Part Number	Wire CSA	Wire Spec	Wire Material description	Wire Color Description	Wire Length	End2 Terminal Part Number	End2 Pin Name	End2 Connect or
A	-	-	104	2643695 R1	3.01	12.0	Std. Wall XLPE Primary Cable	RED	2915.0	-	A	100C

Connector Name 100C

Part Number 2031522C1

Instances LT/RH/LoneStar - X15/A26 - Rear AUTO HVAC (No Idle) W/ Pre-Heat (Bergstrom Heat and Cool w/ Condensation) 2 SWITCHES:Diagram1 - Powers, Grounds & Controls
LT/RH/LoneStar - X15/A26 - Rear HVAC (No Idle) W/ Pre-Heat (Bergstrom Heat and Cool w/ Condensation) 2 SWITCHES Option 1:Diagram1 - Powers, Grounds & Controls
LT/RH/LoneStar - X15/A26 - Rear HVAC (No Idle) W/ Pre-Heat (Bergstrom Heat and Cool w/ Condensation) 2 SWITCHES Option 2:Diagram1 - Powers, Grounds & Controls
LT/RH/LoneStar - X15/A26 - Rear HVAC (No Idle) W/ Pre-Heat (Bergstrom Heat and Cool w/ Condensation) 4 SWITCHES Option 1:Diagram1 - Powers, Grounds & Controls
LT/RH/LoneStar - X15/A26 - Rear HVAC (No Idle) W/ Pre-Heat (Bergstrom Heat and Cool w/ Condensation) 4 SWITCHES Option 2:Diagram1 - Powers, Grounds & Controls
LT/RH/LoneStar - X15/A26 - Rear Manual HVAC (No Idle) W/ Pre-Heat (Bergstrom Heat and Cool w/ Condensation) 2 SWITCHES:Diagram1 - Powers, Grounds & Controls
LT/RH/LoneStar A26/X15 - No-Idle HVAC (Espar Airtronic, Berstrom AC, Front Auto Control head):Diagram1 - Powers, Grounds & Controls
LT/RH/LoneStar A26/X15 - No-Idle HVAC (Espar Airtronic, Berstrom AC, Front Manual Control head:Diagram1 - Powers, Grounds & Controls

Mates 100B

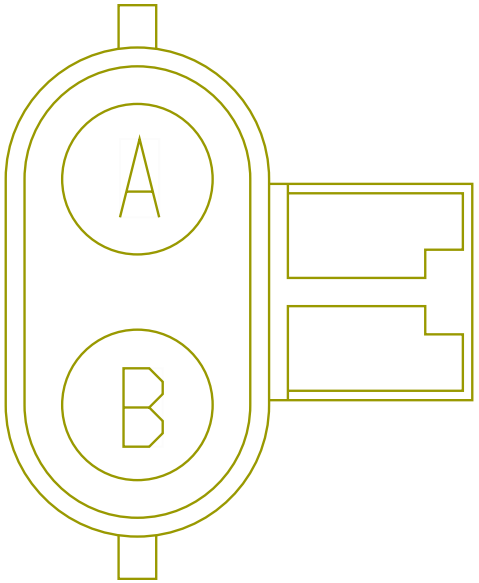

Name	Terminal Part Number	V-Min	Name	Wire Part Number	Wire CSA	Wire Spec	Wire Material description	Wire Color Description	Wire Length	End2 Terminal Part Number	End2 Pin Name	End2 Connector
A	-	-	104	2643695 R1	3.01	12.0	Std. Wall XLPE Primary Cable	RED	2915.0	-	A	100CP
B	-	-	104-G	2643787 R1	3.01	12.0	Std. Wall XLPE Primary Cable	WHITE	2915.0	-	A	100CN

Connector Name	100C
Part Number	3756702C1
Short Description	INVERTER INTERCONNECT
Instances	LT/RH/LoneStar - X15/A26 - DC/AC Inverter (1200W W/switch control):Diagram1 LT/RH/LoneStar - X15/A26 - DC/AC Inverter (1800W):Diagram1
Mates	100C

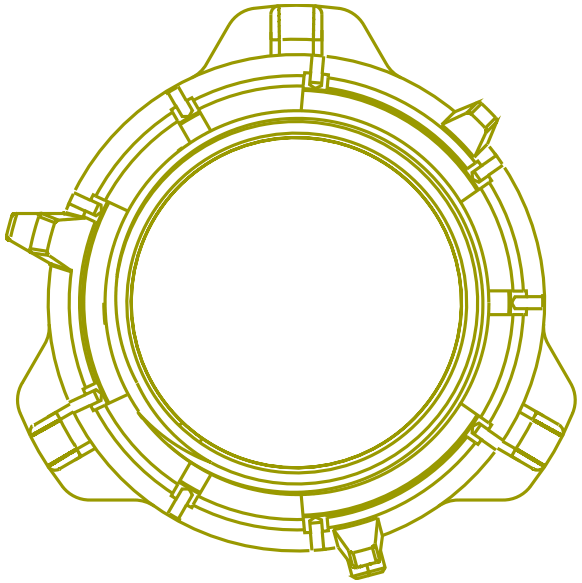

Name	Terminal Part Number	V-Min	Name	Wire Part Number	Wire CSA	Wire Spec	Wire Material description	Wire Color Description	Wire Length	End2 Terminal Part Number	End2 Pin Name	End2 Connect or
1	-	-	N14G	2645938 R1	49.99	0.0	SGX NFLEX 125	BLACK	2850.0	-	A	6049_A

Connector Name	100C
Part Number	3757369C1
Short Description	INVERTER INTERCONNECT
Instances	LT/RH/LoneStar - X15/A26 - DC/AC Inverter (1200W W/switch control):Diagram1 LT/RH/LoneStar - X15/A26 - DC/AC Inverter (1800W):Diagram1
Mates	100C



Name	Terminal Part Number	V-Min	Name	Wire Part Number	Wire CSA	Wire Spec	Wire Material description	Wire Color Description	Wire Length	End2 Terminal Part Number	End2 Pin Name	End2 Connect or
1	-	-	N14G	2645938 R1	49.99	0.0	SGX NFLEX 125	BLACK	2850.0	-	-	-

Connector Name	100NB1
Part Number	1669834C1
Short Description	NO IDLE VOLTAGE SENSE
Instances	LT/RH/LoneStar - X15/A26 - Rear AUTO HVAC (No Idle) W/ Pre-Heat (Bergstrom Heat and Cool w/ Condensation) 2 SWITCHES:Diagram1 - Powers, Grounds & Controls LT/RH/LoneStar - X15/A26 - Rear Manual HVAC (No Idle) W/ Pre-Heat (Bergstrom Heat and Cool w/ Condensation) 2 SWITCHES:Diagram1 - Powers, Grounds & Controls LT/RH/LoneStar A26/X15 - No-Idle HVAC (Espar Airtronic, Berstrom AC, Front Auto Control head):Diagram1 - Powers, Grounds & Controls LT/RH/LoneStar A26/X15 - No-Idle HVAC (Espar Airtronic, Berstrom AC, Front Manual Control head:Diagram1 - Powers, Grounds & Controls
Mates	100CN

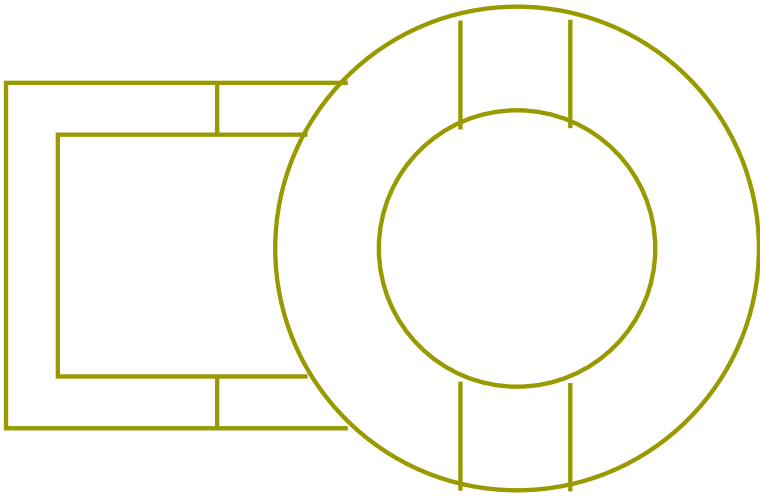

Name	Terminal Part Number	V-Min	Name	Wire Part Number	Wire CSA	Wire Spec	Wire Material description	Wire Color Description	Wire Length	End2 Terminal Part Number	End2 Pin Name	End2 Connect or
A	-	-	N104-G	2643787 R1	3.01	12.0	Std. Wall XLPE Primary Cable	WHITE	230.0	-	A	J3

Connector Name	100NB1
Part Number	1669834C1
Short Description	NO IDLE VOLTAGE SENSE
Instances	LT/RH/LoneStar - X15/A26 - Rear HVAC (No Idle) W/ Pre-Heat (Bergstrom Heat and Cool w/ Condensation) 2 SWITCHES Option 1:Diagram1 - Powers, Grounds & Controls LT/RH/LoneStar - X15/A26 - Rear HVAC (No Idle) W/ Pre-Heat (Bergstrom Heat and Cool w/ Condensation) 2 SWITCHES Option 2:Diagram1 - Powers, Grounds & Controls LT/RH/LoneStar - X15/A26 - Rear HVAC (No Idle) W/ Pre-Heat (Bergstrom Heat and Cool w/ Condensation) 4 SWITCHES Option 1:Diagram1 - Powers, Grounds & Controls LT/RH/LoneStar - X15/A26 - Rear HVAC (No Idle) W/ Pre-Heat (Bergstrom Heat and Cool w/ Condensation) 4 SWITCHES Option 2:Diagram1 - Powers, Grounds & Controls
Mates	100CN

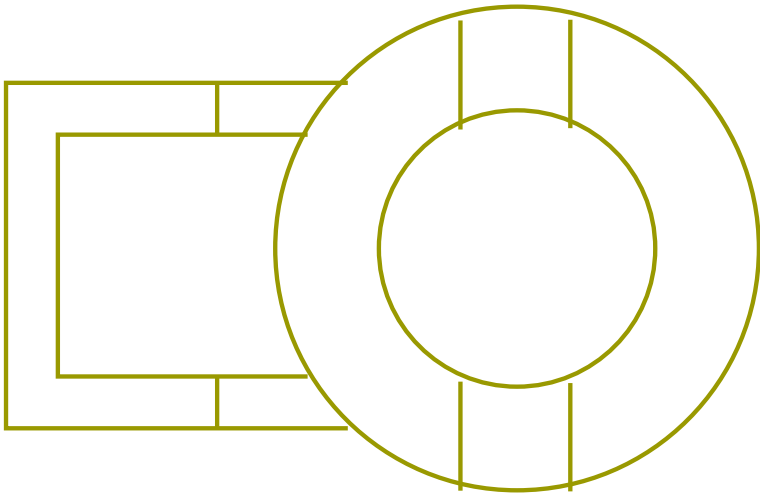

Name	Terminal Part Number	V-Min	Name	Wire Part Number	Wire CSA	Wire Spec	Wire Material description	Wire Color Description	Wire Length	End2 Terminal Part Number	End2 Pin Name	End2 Connect or
A	-	-	N104-G	2643787 R1	3.01	12.0	Std. Wall XLPE Primary Cable	WHITE	230.0	-	A	J3

Connector Name	100PB1
Part Number	1664531C1
Short Description	NO IDLE VOLTAGE SENSE BATTERY
Instances	LT/RH/LoneStar - X15/A26 - Rear AUTO HVAC (No Idle) W/ Pre-Heat (Bergstrom Heat and Cool w/ Condensation) 2 SWITCHES:Diagram1 - Powers, Grounds & Controls LT/RH/LoneStar - X15/A26 - Rear Manual HVAC (No Idle) W/ Pre-Heat (Bergstrom Heat and Cool w/ Condensation) 2 SWITCHES:Diagram1 - Powers, Grounds & Controls LT/RH/LoneStar A26/X15 - No-Idle HVAC (Espar Airtronic, Berstrom AC, Front Auto Control head):Diagram1 - Powers, Grounds & Controls LT/RH/LoneStar A26/X15 - No-Idle HVAC (Espar Airtronic, Berstrom AC, Front Manual Control head:Diagram1 - Powers, Grounds & Controls
Mates	100CP

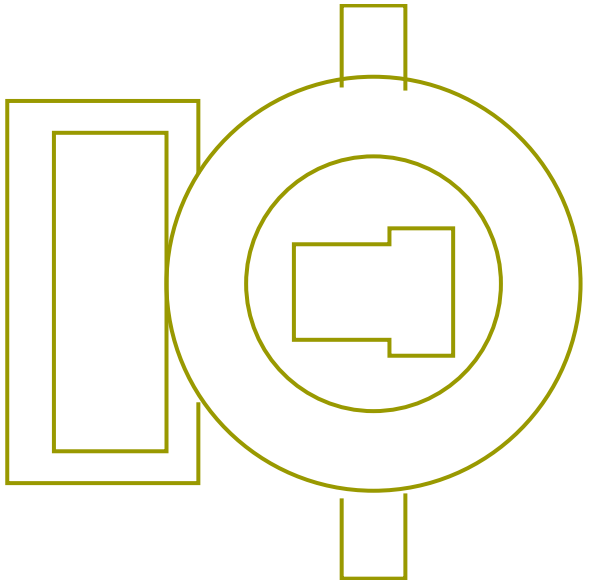

Name	Terminal Part Number	V-Min	Name	Wire Part Number	Wire CSA	Wire Spec	Wire Material description	Wire Color Description	Wire Length	End2 Terminal Part Number	End2 Pin Name	End2 Connect or
A	-	-	N104BB	2643695 R1	3.01	12.0	Std. Wall XLPE Primary Cable	RED	200.0	-	B	S05-9255

Connector Name	100PB1
Part Number	1664531C1
Short Description	NO IDLE VOLTAGE SENSE BATTERY
Instances	LT/RH/LoneStar - X15/A26 - Rear HVAC (No Idle) W/ Pre-Heat (Bergstrom Heat and Cool w/ Condensation) 2 SWITCHES Option 1:Diagram1 - Powers, Grounds & Controls LT/RH/LoneStar - X15/A26 - Rear HVAC (No Idle) W/ Pre-Heat (Bergstrom Heat and Cool w/ Condensation) 2 SWITCHES Option 2:Diagram1 - Powers, Grounds & Controls LT/RH/LoneStar - X15/A26 - Rear HVAC (No Idle) W/ Pre-Heat (Bergstrom Heat and Cool w/ Condensation) 4 SWITCHES Option 1:Diagram1 - Powers, Grounds & Controls LT/RH/LoneStar - X15/A26 - Rear HVAC (No Idle) W/ Pre-Heat (Bergstrom Heat and Cool w/ Condensation) 4 SWITCHES Option 2:Diagram1 - Powers, Grounds & Controls
Mates	100CP

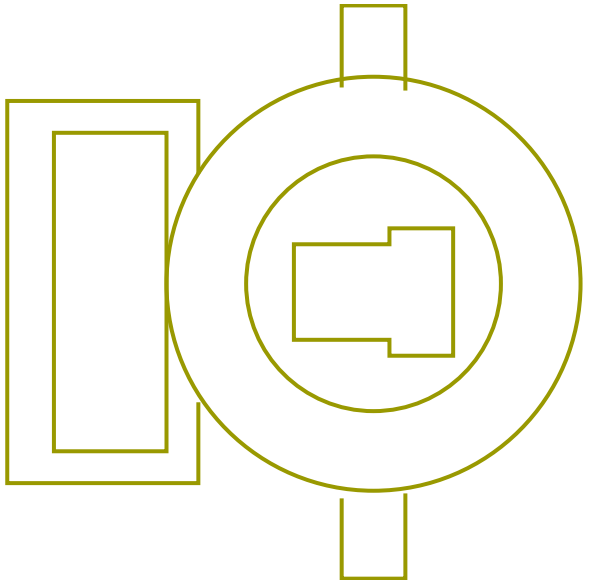

Name	Terminal Part Number	V-Min	Name	Wire Part Number	Wire CSA	Wire Spec	Wire Material description	Wire Color Description	Wire Length	End2 Terminal Part Number	End2 Pin Name	End2 Connect or
A	-	-	N104BB	2643695 R1	3.01	12.0	Std. Wall XLPE Primary Cable	RED	200.0	-	B	9255

Connector Name	1000
Part Number	3825184C1
Short Description	MAIN SLEEPER CONNECTION 1
Instances	LT/RH/LoneStar - X15/A26 - Cigar Lighter Aux APO Rear Std APO Rear APO w/Cover 12V Panel Upr Bnk APO:Diagram1 LT/RH/LoneStar - X15/A26 - Cigar Lighter Aux APO Rear Std APO Rear APO w/Cover 12V Panel Upr Bnk APO:Diagram2 LT/RH/LoneStar - X15/A26 - Cigar Lighter Aux APO Rear Std APO Rear APO w/Cover 12V Panel Upr Bnk APO:Diagram3 LT/RH/LoneStar - X15/A26 - Cigar Lighter Aux APO Rear Std APO Rear APO w/Cover 12V Panel Upr Bnk APO:Diagram4 LT/RH/LoneStar - X15/A26 - Cigar Lighter Aux APO Rear Std APO Rear APO w/Cover 12V Panel Upr Bnk APO Rear Overhead APO:Diagram1-Combination1 LT/RH/LoneStar - X15/A26 - Cigar Lighter Aux APO Rear Std APO Rear APO w/Cover 12V Panel Upr Bnk APO Rear Overhead APO:Diagram1-Combination2 LT/RH/LoneStar - X15/A26 - Cigar Lighter Aux APO Rear Std APO Rear APO w/Cover 12V Panel Upr Bnk APO Rear Overhead APO:Diagram1-Combination3 LT/RH/LoneStar - X15/A26 - Cigar Lighter Aux APO Rear Std APO Rear APO w/Cover 12V Panel Upr Bnk APO Rear Overhead APO:Diagram1-Combination4 LT/RH/LoneStar - X15/A26 - Cigar Lighter Rear Std APO Rear APO W/Cover 12V Panel Upr Bnk APO:Diagram1 LT/RH/LoneStar - X15/A26 - Cigar Lighter Rear Std APO Rear APO W/Cover 12V Panel Upr Bnk APO:Diagram2 LT/RH/LoneStar - X15/A26 - Cigar Lighter Rear Std APO Rear APO w/Cover 12V Panel Upr Bnk APO Rear Overhead APO:Diagram1 LT/RH/LoneStar - X15/A26 - Cigar Lighter Rear Std APO Rear APO w/Cover 12V Panel Upr Bnk APO Rear Overhead APO:Diagram2 LT/RH/LoneStar - X15/A26 - Floor/Search Lights Sleeper:Diagram1 LT/RH/LoneStar - X15/A26 - Floor/Search Lights Sleeper (1 Light):Diagram1 LT/RH/LoneStar - X15/A26 - Lighting Sleeper Dome:Diagram1 LT/RH/LoneStar - X15/A26 - Reading Lighting - W/Upper& Lower:Diagram1 LT/RH/LoneStar - X15/A26 - Rear Interior Dimming (Accent Light):Diagram1

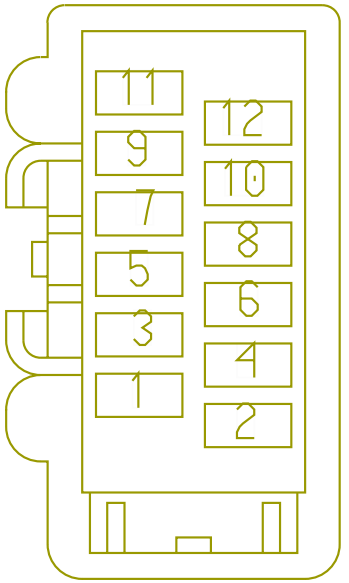

LT/RH/LoneStar - X15/A26 - Rear Interior Dimming (Accent/ Mood):Diagram1
LT/RH/LoneStar - X15/A26 - Std APO Aux APO Rear Std APO Rear APO W/Cover 12V Panel Upr Bnk APO:Diagram1
LT/RH/LoneStar - X15/A26 - Std APO Aux APO Rear Std APO Rear APO W/Cover 12V Panel Upr Bnk APO:Diagram2
LT/RH/LoneStar - X15/A26 - Std APO Aux APO Rear Std APO Rear APO W/Cover 12V Panel Upr Bnk APO:Diagram3
LT/RH/LoneStar - X15/A26 - Std APO Aux APO Rear Std APO Rear APO W/Cover 12V Panel Upr Bnk APO:Diagram4
LT/RH/LoneStar - X15/A26 - Std APO Aux APO Rear Std APO Rear APO w/Cover 12V Panel Upr Bnk APO Rear Overhead APO:Diagram1
LT/RH/LoneStar - X15/A26 - Std APO Aux APO Rear Std APO Rear APO w/Cover 12V Panel Upr Bnk APO Rear Overhead APO:Diagram2
LT/RH/LoneStar - X15/A26 - Std APO Aux APO Rear Std APO Rear APO w/Cover 12V Panel Upr Bnk APO Rear Overhead APO:Diagram3
LT/RH/LoneStar - X15/A26 - Std APO Aux APO Rear Std APO Rear APO w/Cover 12V Panel Upr Bnk APO Rear Overhead APO:Diagram4
LT/RH/LoneStar - X15/A26 - Std APO Rear Std APO Rear APO W/Cover 12V Panel Upr Bnk APO:Diagram1
LT/RH/LoneStar - X15/A26 - Std APO Rear Std APO Rear APO W/Cover 12V Panel Upr Bnk APO:Diagram2
LT/RH/LoneStar - X15/A26 - Std APO Rear Std APO Rear APO w/Cover 12V Panel Upr Bnk APO Rear Overhead APO:Diagram1
LT/RH/LoneStar - X15/A26 - Std APO Rear Std APO Rear APO w/Cover 12V Panel Upr Bnk APO Rear Overhead APO:Diagram2

Mates 1000

Name	Terminal Part Number	V-Min	Name	Wire Part Number	Wire CSA	Wire Spec	Wire Material description	Wire Color Description	Wire Length	End2 Terminal Part Number	End2 Pin Name	End2 Connect or
1	-	-	HA63HB	2643721 R1	1.16	16.0	Std. Wall XLPE Primary Cable	DARK BLUE	805.0	-	A	5102

Name	Terminal Part Number	V-Min	Name	Wire Part Number	Wire CSA	Wire Spec	Wire Material description	Wire Color Description	Wire Length	End2 Terminal Part Number	End2 Pin Name	End2 Connector
1	-	-	HA63HB	2643721 R1	1.16	16.0	Std. Wall XLPE Primary Cable	DARK BLUE	805.0	-	-	-
2	-	-	HA63-GB	2643681 R1	1.16	16.0	Std. Wall XLPE Primary Cable	WHITE	730.0	-	-	-
2	-	-	HA63-GB	2643681 R1	1.16	16.0	Std. Wall XLPE Primary Cable	WHITE	730.0	-	2	1000
3	-	-	HA63D	2643720 R1	0.79	18.0	Std. Wall XLPE Primary Cable	DARK BLUE	2415.0	-	-	-
4	-	-	HA109S	2643673 R1	0.79	18.0	Std. Wall XLPE Primary Cable	GREY	2835.0	-	-	-
4	-	-	HA109S	2643673 R1	0.79	18.0	Std. Wall XLPE Primary Cable	GREY	2835.0	-	X	-
5	-	-	HA109SA	2643673 R1	0.79	18.0	Std. Wall XLPE Primary Cable	GREY	550.0	-	X	-
5	-	-	HA109SA	2643673 R1	0.79	18.0	Std. Wall XLPE Primary Cable	GREY	550.0	-	-	-

Name	Terminal Part Number	V-Min	Name	Wire Part Number	Wire CSA	Wire Spec	Wire Material description	Wire Color Description	Wire Length	End2 Terminal Part Number	End2 Pin Name	End2 Connector
6	-	-	HA63E	2643720 R1	0.79	18.0	Std. Wall XLPE Primary Cable	DARK BLUE	650.0	-	X	-
7	-	-	HA63EA	2643720 R1	0.79	18.0	Std. Wall XLPE Primary Cable	DARK BLUE	650.0	-	X	-
8	-	-	JP63U	2643720 R1	0.79	18.0	Std. Wall XLPE Primary Cable	DARK BLUE	1575.0	-	A	V13-5136
9	-	-	JP63-GU	2643674 R1	0.79	18.0	Std. Wall XLPE Primary Cable	WHITE	2040.0	-	B	V13-5136
10	-	-	JP86M	2643678 R1	1.16	16.0	Std. Wall XLPE Primary Cable	LIGHT GREEN	1130.0	-	A	V13-5015
11	-	-	JP86-GJJ	2643681 R1	1.16	16.0	Std. Wall XLPE Primary Cable	WHITE	2040.0	-	-	-
11	-	-	JP86-GJJ	2643681 R1	1.16	16.0	Std. Wall XLPE Primary Cable	WHITE	2040.0	-	C	V13-5015

Connector Name	1000
Part Number	3825185C1
Short Description	12-WAY CONNECTION FOR T-RAIL
Instances	LT/RH/LoneStar - X15/A26 - Cigar Lighter Aux APO Rear Std APO Rear APO w/Cover 12V Panel Upr Bnk APO:Diagram1 LT/RH/LoneStar - X15/A26 - Cigar Lighter Aux APO Rear Std APO Rear APO w/Cover 12V Panel Upr Bnk APO:Diagram2 LT/RH/LoneStar - X15/A26 - Cigar Lighter Aux APO Rear Std APO Rear APO w/Cover 12V Panel Upr Bnk APO:Diagram3 LT/RH/LoneStar - X15/A26 - Cigar Lighter Aux APO Rear Std APO Rear APO w/Cover 12V Panel Upr Bnk APO:Diagram4 LT/RH/LoneStar - X15/A26 - Cigar Lighter Aux APO Rear Std APO Rear APO w/Cover 12V Panel Upr Bnk APO Rear Overhead APO:Diagram1-Combination1 LT/RH/LoneStar - X15/A26 - Cigar Lighter Aux APO Rear Std APO Rear APO w/Cover 12V Panel Upr Bnk APO Rear Overhead APO:Diagram1-Combination2 LT/RH/LoneStar - X15/A26 - Cigar Lighter Aux APO Rear Std APO Rear APO w/Cover 12V Panel Upr Bnk APO Rear Overhead APO:Diagram1-Combination3 LT/RH/LoneStar - X15/A26 - Cigar Lighter Aux APO Rear Std APO Rear APO w/Cover 12V Panel Upr Bnk APO Rear Overhead APO:Diagram1-Combination4 LT/RH/LoneStar - X15/A26 - Cigar Lighter Rear Std APO Rear APO W/Cover 12V Panel Upr Bnk APO:Diagram1 LT/RH/LoneStar - X15/A26 - Cigar Lighter Rear Std APO Rear APO W/Cover 12V Panel Upr Bnk APO:Diagram2 LT/RH/LoneStar - X15/A26 - Cigar Lighter Rear Std APO Rear APO w/Cover 12V Panel Upr Bnk APO Rear Overhead APO:Diagram1 LT/RH/LoneStar - X15/A26 - Cigar Lighter Rear Std APO Rear APO w/Cover 12V Panel Upr Bnk APO Rear Overhead APO:Diagram2 LT/RH/LoneStar - X15/A26 - Floor/Search Lights Sleeper:Diagram1 LT/RH/LoneStar - X15/A26 - Floor/Search Lights Sleeper (1 Light):Diagram1 LT/RH/LoneStar - X15/A26 - Lighting Sleeper Dome:Diagram1 LT/RH/LoneStar - X15/A26 - Reading Lighting - W/Upper& Lower:Diagram1 LT/RH/LoneStar - X15/A26 - Rear Interior Dimming (Accent Light):Diagram1

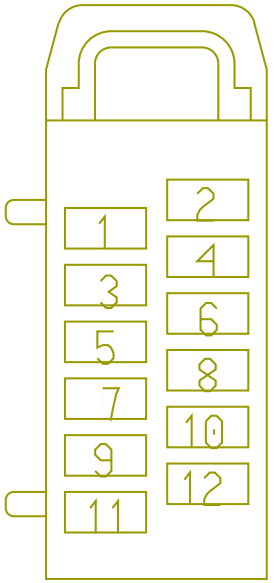

LT/RH/LoneStar - X15/A26 - Rear Interior Dimming (Accent/ Mood):Diagram1
LT/RH/LoneStar - X15/A26 - Std APO Aux APO Rear Std APO Rear APO W/Cover 12V Panel Upr Bnk APO:Diagram1
LT/RH/LoneStar - X15/A26 - Std APO Aux APO Rear Std APO Rear APO W/Cover 12V Panel Upr Bnk APO:Diagram2
LT/RH/LoneStar - X15/A26 - Std APO Aux APO Rear Std APO Rear APO W/Cover 12V Panel Upr Bnk APO:Diagram3
LT/RH/LoneStar - X15/A26 - Std APO Aux APO Rear Std APO Rear APO W/Cover 12V Panel Upr Bnk APO:Diagram4
LT/RH/LoneStar - X15/A26 - Std APO Aux APO Rear Std APO Rear APO w/Cover 12V Panel Upr Bnk APO Rear Overhead APO:Diagram1
LT/RH/LoneStar - X15/A26 - Std APO Aux APO Rear Std APO Rear APO w/Cover 12V Panel Upr Bnk APO Rear Overhead APO:Diagram2
LT/RH/LoneStar - X15/A26 - Std APO Aux APO Rear Std APO Rear APO w/Cover 12V Panel Upr Bnk APO Rear Overhead APO:Diagram3
LT/RH/LoneStar - X15/A26 - Std APO Aux APO Rear Std APO Rear APO w/Cover 12V Panel Upr Bnk APO Rear Overhead APO:Diagram4
LT/RH/LoneStar - X15/A26 - Std APO Rear Std APO Rear APO W/Cover 12V Panel Upr Bnk APO:Diagram1
LT/RH/LoneStar - X15/A26 - Std APO Rear Std APO Rear APO W/Cover 12V Panel Upr Bnk APO:Diagram2
LT/RH/LoneStar - X15/A26 - Std APO Rear Std APO Rear APO w/Cover 12V Panel Upr Bnk APO Rear Overhead APO:Diagram1
LT/RH/LoneStar - X15/A26 - Std APO Rear Std APO Rear APO w/Cover 12V Panel Upr Bnk APO Rear Overhead APO:Diagram2

Mates 1000

Name	Terminal Part Number	V-Min	Name	Wire Part Number	Wire CSA	Wire Spec	Wire Material description	Wire Color Description	Wire Length	End2 Terminal Part Number	End2 Pin Name	End2 Connect or
1	-	-	HA63HB	2643721 R1	1.16	16.0	Std. Wall XLPE Primary Cable	DARK BLUE	805.0	-	-	-

Name	Terminal Part Number	V-Min	Name	Wire Part Number	Wire CSA	Wire Spec	Wire Material description	Wire Color Description	Wire Length	End2 Terminal Part Number	End2 Pin Name	End2 Connector
2	-	-	HA63-GB	2643681 R1	1.16	16.0	Std. Wall XLPE Primary Cable	WHITE	730.0	-	X	-
2	-	-	HA63-GB	2643681 R1	1.16	16.0	Std. Wall XLPE Primary Cable	WHITE	730.0	-	-	-
2	-	-	HA63-GB	2643681 R1	1.16	16.0	Std. Wall XLPE Primary Cable	WHITE	730.0	-	2	1000
3	-	-	HA63D	2643720 R1	0.79	18.0	Std. Wall XLPE Primary Cable	DARK BLUE	2415.0	-	C	5102
4	-	-	HA109S	2643673 R1	0.79	18.0	Std. Wall XLPE Primary Cable	GREY	2835.0	-	-	-
5	-	-	HA109SA	2643673 R1	0.79	18.0	Std. Wall XLPE Primary Cable	GREY	550.0	-	-	-
6	-	-	HA63E	2643720 R1	0.79	18.0	Std. Wall XLPE Primary Cable	DARK BLUE	650.0	-	-	-
7	-	-	HA63EA	2643720 R1	0.79	18.0	Std. Wall XLPE Primary Cable	DARK BLUE	650.0	-	-	-

Name	Terminal Part Number	V-Min	Name	Wire Part Number	Wire CSA	Wire Spec	Wire Material description	Wire Color Description	Wire Length	End2 Terminal Part Number	End2 Pin Name	End2 Connect or
8	-	-	ZK63UA	2643720 R1	0.79	18.0	Std. Wall XLPE Primary Cable	DARK BLUE	1850.0	-	X	-
9	-	-	ZK63-GU	2643674 R1	0.79	18.0	Std. Wall XLPE Primary Cable	WHITE	2145.0	-	-	-
10	-	-	ZL86MA	2643678 R1	1.16	16.0	Std. Wall XLPE Primary Cable	LIGHT GREEN	1880.0	-	X	-
11	-	-	JP86-GJJ	2643681 R1	1.16	16.0	Std. Wall XLPE Primary Cable	WHITE	2040.0	-	X	-
11	-	-	JP86-GJJ	2643681 R1	1.16	16.0	Std. Wall XLPE Primary Cable	WHITE	2040.0	-	-	-

Connector Name	1001
Part Number	3515762C1
Short Description	8-WAY CONNECTION FOR T-RAIL
Instances	LT/RH - A26 - Work Lights - LED W/ Sw Pack - Customer Supplied - Sleeper W/ RKE W/MAN REV:Diagram2 LT/RH - A26 - Work Lights - LED W/ Sw Pack - Customer Supplied - Sleeper W/ RKE W/MAN REV:Diagram4 LT/RH - A26 - Work Lights - LED W/ Sw Pack - Customer Supplied - Sleeper W/O RKE W/MAN REV:Diagram2 LT/RH - A26 - Work Lights - LED W/ Sw Pack - Customer Supplied - Sleeper W/O RKE W/MAN REV:Diagram4 LT/RH/LoneStar - X15 - Work Lights - LED W/ Sw Pack - Customer Supplied - Sleeper W/ RKE W/MAN REV:Diagram2 LT/RH/LoneStar - X15 - Work Lights - LED W/ Sw Pack - Customer Supplied - Sleeper W/O RKE W/MAN REV:Diagram2 LT/RH/LoneStar - X15/A26 - Air Shield Lighting w/ One Light:Diagram2 LT/RH/LoneStar - X15/A26 - Beacon/Strobe Light:Diagram2 LT/RH/LoneStar - X15/A26 - Rear Interior Dimming (Accent/ Mood):Diagram1 LT/RH/LoneStar - X15/A26 - Work Lights - LED W/ Sw Pack - Customer Supplied - Sleeper:Diagram2 LT/RH/LoneStar - X15/A26 - Work Lights - LED W/ Sw Pack - Customer Supplied - Sleeper W/ RKE W/AUTO REV:Diagram2 LT/RH/LoneStar - X15/A26 - Work Lights - LED W/ Sw Pack - Customer Supplied - Sleeper W/O RKE:Diagram2 LT/RH/LoneStar - X15/A26 - Work Lights - LED W/ Sw Pack - Customer Supplied - Sleeper W/O RKE W/AUTO REV:Diagram2 LT/RH/LoneStar - X15/A26 - Work Lights - LED W/ Sw Pack - Customer Supplied - Sleeper W/O RKE W/Endurant (Schneider):Diagram2
Mates	1001

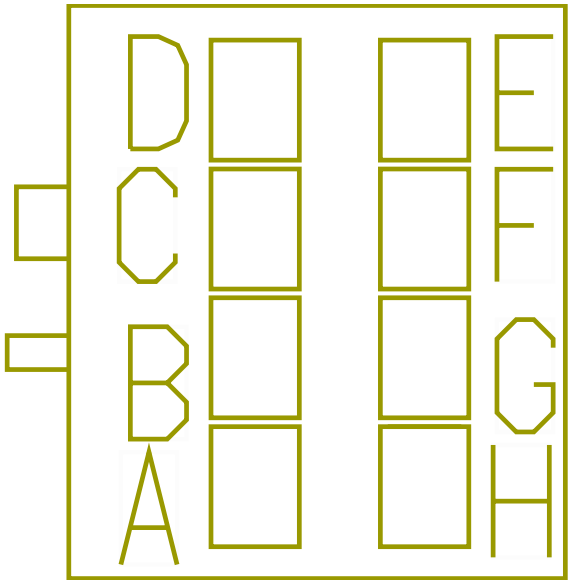

Name	Terminal Part Number	V-Min	Name	Wire Part Number	Wire CSA	Wire Spec	Wire Material description	Wire Color Description	Wire Length	End2 Terminal Part Number	End2 Pin Name	End2 Connector
C	-	-	HE65B	3510318 R1	1.16	16.0	Thin Wall XLPE Primary Cable	ORANGE	1030.0	-	-	-

Name	Terminal Part Number	V-Min	Name	Wire Part Number	Wire CSA	Wire Spec	Wire Material description	Wire Color Description	Wire Length	End2 Terminal Part Number	End2 Pin Name	End2 Connector
C	-	-	HE65B	3510318 R1	1.16	16.0	Thin Wall XLPE Primary Cable	ORANGE	1030.0	-	21	5000
D	-	-	HE65-GE	2643681 R1	1.16	16.0	Std. Wall XLPE Primary Cable	WHITE	2145.0	-	X	-
D	-	-	HE65-GE	2643681 R1	1.16	16.0	Std. Wall XLPE Primary Cable	WHITE	2145.0	-	D	1001
D	-	-	HE65-GE	2643681 R1	1.16	16.0	Std. Wall XLPE Primary Cable	WHITE	2145.0	-	-	-
E	-	-	ZM63VA	2643720 R1	0.79	18.0	Std. Wall XLPE Primary Cable	DARK BLUE	575.0	-	X	-
F	-	-	JP63-GSD	2643674 R1	0.79	18.0	Std. Wall XLPE Primary Cable	WHITE	2040.0	-	X	-
G	-	-	HM58C	3510294 R1	1.16	16.0	Thin Wall XLPE Primary Cable	BLACK	2835.0	-	19	5000
G	-	-	HM58C	3510294 R1	1.16	16.0	Thin Wall XLPE Primary Cable	BLACK	2835.0	-	G	1001

Name	Terminal Part Number	V-Min	Name	Wire Part Number	Wire CSA	Wire Spec	Wire Material description	Wire Color Description	Wire Length	End2 Terminal Part Number	End2 Pin Name	End2 Connect or
H	-	-	HM58-G	3510360 R1	1.16	16.0	Thin Wall XLPE Primary Cable	WHITE	2145.0	-	H	1001
H	-	-	HM58-G	3510360 R1	1.16	16.0	Thin Wall XLPE Primary Cable	WHITE	2075.0	-	H	1001

Connector Name	1001
Part Number	3515763C1
Short Description	MAIN SLEEPER CONNECTION 2
Instances	LT/RH - A26 - Work Lights - LED W/ Sw Pack - Customer Supplied - Sleeper W/ RKE W/MAN REV:Diagram2 LT/RH - A26 - Work Lights - LED W/ Sw Pack - Customer Supplied - Sleeper W/ RKE W/MAN REV:Diagram4 LT/RH - A26 - Work Lights - LED W/ Sw Pack - Customer Supplied - Sleeper W/O RKE W/MAN REV:Diagram2 LT/RH - A26 - Work Lights - LED W/ Sw Pack - Customer Supplied - Sleeper W/O RKE W/MAN REV:Diagram4 LT/RH/LoneStar - X15 - Work Lights - LED W/ Sw Pack - Customer Supplied - Sleeper W/ RKE W/MAN REV:Diagram2 LT/RH/LoneStar - X15 - Work Lights - LED W/ Sw Pack - Customer Supplied - Sleeper W/O RKE W/MAN REV:Diagram2 LT/RH/LoneStar - X15/A26 - Air Shield Lighting w/ One Light:Diagram2 LT/RH/LoneStar - X15/A26 - Beacon/Strobe Light:Diagram2 LT/RH/LoneStar - X15/A26 - Rear Interior Dimming (Accent/ Mood):Diagram1 LT/RH/LoneStar - X15/A26 - Work Lights - LED W/ Sw Pack - Customer Supplied - Sleeper:Diagram2 LT/RH/LoneStar - X15/A26 - Work Lights - LED W/ Sw Pack - Customer Supplied - Sleeper W/ RKE W/AUTO REV:Diagram2 LT/RH/LoneStar - X15/A26 - Work Lights - LED W/ Sw Pack - Customer Supplied - Sleeper W/O RKE:Diagram2 LT/RH/LoneStar - X15/A26 - Work Lights - LED W/ Sw Pack - Customer Supplied - Sleeper W/O RKE W/AUTO REV:Diagram2 LT/RH/LoneStar - X15/A26 - Work Lights - LED W/ Sw Pack - Customer Supplied - Sleeper W/O RKE W/Endurant (Schneider):Diagram2
Mates	1001

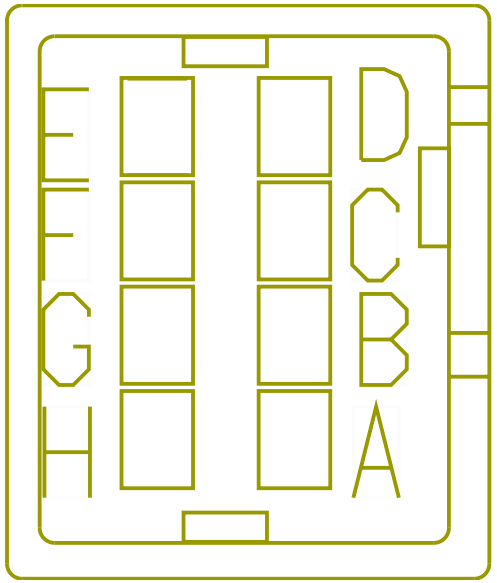

Name	Terminal Part Number	V-Min	Name	Wire Part Number	Wire CSA	Wire Spec	Wire Material description	Wire Color Description	Wire Length	End2 Terminal Part Number	End2 Pin Name	End2 Connector
C	-	-	HE65B	3510318 R1	1.16	16.0	Thin Wall XLPE Primary Cable	ORANGE	1030.0	-	X	-

Name	Terminal Part Number	V-Min	Name	Wire Part Number	Wire CSA	Wire Spec	Wire Material description	Wire Color Description	Wire Length	End2 Terminal Part Number	End2 Pin Name	End2 Connector
C	-	-	HE65B	3510318 R1	1.16	16.0	Thin Wall XLPE Primary Cable	ORANGE	1030.0	-	-	-
D	-	-	HE65-GE	2643681 R1	1.16	16.0	Std. Wall XLPE Primary Cable	WHITE	2145.0	-	-	-
D	-	-	HE65-GE	2643681 R1	1.16	16.0	Std. Wall XLPE Primary Cable	WHITE	2145.0	-	D	1001
D	-	-	HE65-GE	2643681 R1	1.16	16.0	Std. Wall XLPE Primary Cable	WHITE	2145.0	-	X	-
E	-	-	JP63SB	2643720 R1	0.79	18.0	Std. Wall XLPE Primary Cable	DARK BLUE	1235.0	-	A	5135M
F	-	-	JP63-GSD	2643674 R1	0.79	18.0	Std. Wall XLPE Primary Cable	WHITE	2040.0	-	-	-
G	-	-	HM58C	3510294 R1	1.16	16.0	Thin Wall XLPE Primary Cable	BLACK	2835.0	-	-	-
G	-	-	HM58C	3510294 R1	1.16	16.0	Thin Wall XLPE Primary Cable	BLACK	2835.0	-	G	1001

Name	Terminal Part Number	V-Min	Name	Wire Part Number	Wire CSA	Wire Spec	Wire Material description	Wire Color Description	Wire Length	End2 Terminal Part Number	End2 Pin Name	End2 Connector
H	-	-	HM58-G	3510360 R1	1.16	16.0	Thin Wall XLPE Primary Cable	WHITE	2145.0	-	H	1001
H	-	-	HM58-G	3510360 R1	1.16	16.0	Thin Wall XLPE Primary Cable	WHITE	2075.0	-	H	1001

Connector Name	100
Part Number	1661204C1
Short Description	IDLE HVAC MODULE
Instances	LT/RH/LoneStar - X15/A26 - Rear AUTO HVAC (No Idle) W/ Pre-Heat (Bergstrom Heat and Cool w/ Condensation) 2 SWITCHES:Diagram1 - Powers, Grounds & Controls LT/RH/LoneStar - X15/A26 - Rear HVAC (No Idle) W/ Pre-Heat (Bergstrom Heat and Cool w/ Condensation) 2 SWITCHES Option 1:Diagram1 - Powers, Grounds & Controls LT/RH/LoneStar - X15/A26 - Rear HVAC (No Idle) W/ Pre-Heat (Bergstrom Heat and Cool w/ Condensation) 2 SWITCHES Option 2:Diagram1 - Powers, Grounds & Controls LT/RH/LoneStar - X15/A26 - Rear HVAC (No Idle) W/ Pre-Heat (Bergstrom Heat and Cool w/ Condensation) 4 SWITCHES Option 1:Diagram1 - Powers, Grounds & Controls LT/RH/LoneStar - X15/A26 - Rear HVAC (No Idle) W/ Pre-Heat (Bergstrom Heat and Cool w/ Condensation) 4 SWITCHES Option 2:Diagram1 - Powers, Grounds & Controls LT/RH/LoneStar - X15/A26 - Rear Manual HVAC (No Idle) W/ Pre-Heat (Bergstrom Heat and Cool w/ Condensation) 2 SWITCHES:Diagram1 - Powers, Grounds & Controls LT/RH/LoneStar A26/X15 - No-Idle HVAC (Espar Airtronic, Berstrom AC, Front Auto Control head):Diagram1 - Powers, Grounds & Controls LT/RH/LoneStar A26/X15 - No-Idle HVAC (Espar Airtronic, Berstrom AC, Front Manual Control head:Diagram1 - Powers, Grounds & Controls
Mates	100A

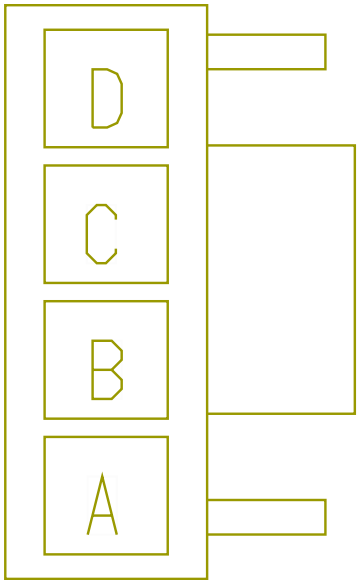

Name	Terminal Part Number	V-Min	Name	Wire Part Number	Wire CSA	Wire Spec	Wire Material description	Wire Color Description	Wire Length	End2 Terminal Part Number	End2 Pin Name	End2 Connector
A	-	-	GRD-C	2643776 R1	4.81	10.0	Std. Wall XLPE Primary Cable	LIGHT GREEN	90.0	-	X	-
B	-	-	GRD-D	2643776 R1	4.81	10.0	Std. Wall XLPE Primary Cable	LIGHT GREEN	90.0	-	X	-

Name	Terminal Part Number	V-Min	Name	Wire Part Number	Wire CSA	Wire Spec	Wire Material description	Wire Color Description	Wire Length	End2 Terminal Part Number	End2 Pin Name	End2 Connect or
C	-	-	BATTA	2643698 R1	4.81	10.0	Std. Wall XLPE Primary Cable	RED	110.0	-	X	-
D	-	-	BATTB	2643698 R1	4.81	10.0	Std. Wall XLPE Primary Cable	RED	110.0	-	X	-

Connector Name 100
Part Number 373756C2
Instances LT/RH - A26 - Underhood PDM:Diagram 1

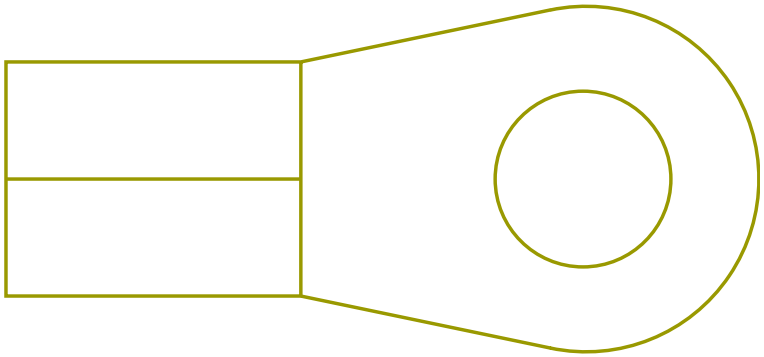

Name	Terminal Part Number	V-Min	Name	Wire Part Number	Wire CSA	Wire Spec	Wire Material description	Wire Color Description	Wire Length	End2 Terminal Part Number	End2 Pin Name	End2 Connect or
A	-	-	AA14-FL	-	0.0	8.0	-	LIGHT BLUE	0.0	-	X	-

Connector Name	100
Part Number	373756C2
Instances	LT/RH - A26 - Underhood PDM:Diagram 1
Mates	CP-CUBE_FUSE-0003-00-10-JA

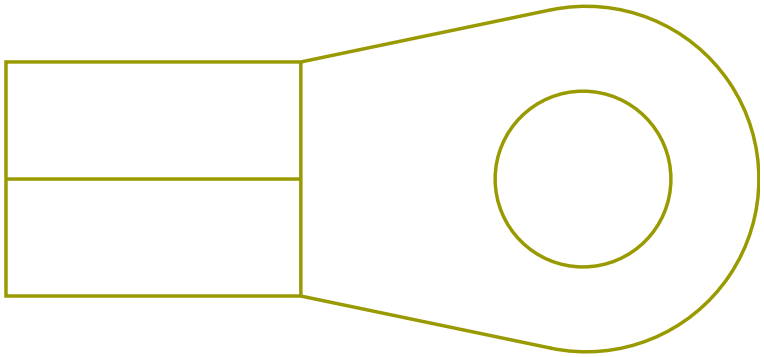

Name	Terminal Part Number	V-Min	Name	Wire Part Number	Wire CSA	Wire Spec	Wire Material description	Wire Color Description	Wire Length	End2 Terminal Part Number	End2 Pin Name	End2 Connect or
A	-	-	AB14-FL	-	0.0	10.0	-	RED	0.0	-	X	-

Connector Name	100
Part Number	3756780C1
Instances	LT/RH/LoneStar - X15/A26 - Rear HVAC (No Idle) W/ Pre-Heat (Bergstrom Heat and Cool w/ Condensation) 2 SWITCHES Option 1:Diagram1 - Powers, Grounds & Controls LT/RH/LoneStar - X15/A26 - Rear HVAC (No Idle) W/ Pre-Heat (Bergstrom Heat and Cool w/ Condensation) 2 SWITCHES Option 2:Diagram1 - Powers, Grounds & Controls LT/RH/LoneStar - X15/A26 - Rear HVAC (No Idle) W/ Pre-Heat (Bergstrom Heat and Cool w/ Condensation) 4 SWITCHES Option 1:Diagram1 - Powers, Grounds & Controls LT/RH/LoneStar - X15/A26 - Rear HVAC (No Idle) W/ Pre-Heat (Bergstrom Heat and Cool w/ Condensation) 4 SWITCHES Option 2:Diagram1 - Powers, Grounds & Controls
Mates	MODU-BERG_NO-IDLE-6002-01- 02 Bergstrom Aux HVAC

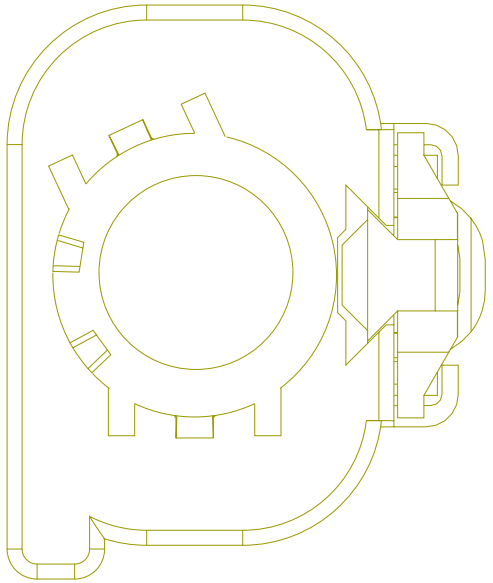

Name	Terminal Part Number	V-Min	Name	Wire Part Number	Wire CSA	Wire Spec	Wire Material description	Wire Color Description	Wire Length	End2 Terminal Part Number	End2 Pin Name	End2 Connect or
1	-	-	B(-)	2643789 R1	7.48	8.0	Std. Wall XLPE Primary Cable	WHITE	2250.0	-	-	-
1	-	-	B(-)	2643789 R1	7.48	8.0	Std. Wall XLPE Primary Cable	WHITE	2250.0	-	A	J3

Connector Name	100_1
Part Number	365684C2
Short Description	PDM CLEAN POWER
Instances	LT/RH/LoneStar X15 - IP Underhood PDM:Diagram1
Mates	BTRY-GENERIC

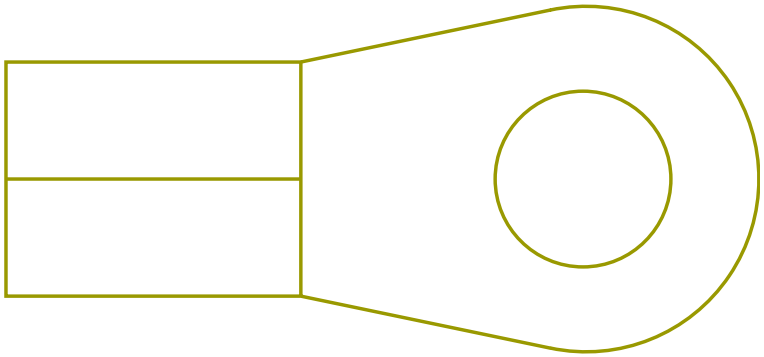

Name	Terminal Part Number	V-Min	Name	Wire Part Number	Wire CSA	Wire Spec	Wire Material description	Wire Color Description	Wire Length	End2 Terminal Part Number	End2 Pin Name	End2 Connect or
1	-	-	14-FL	2643473 R1	4.81	10.0	FUSEABLE LINK	RUST	230.0	-	X	-

Connector Name	100_1
Part Number	475968C1
Short Description	PDM MAIN
Instances	LT/RH/LoneStar X15 - IP Underhood PDM:Diagram1
Mates	CP-CUBE_FUSE-0003-00-10-JA

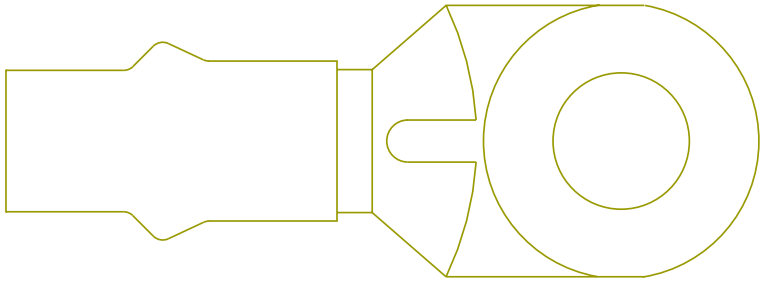

Name	Terminal Part Number	V-Min	Name	Wire Part Number	Wire CSA	Wire Spec	Wire Material description	Wire Color Description	Wire Length	End2 Terminal Part Number	End2 Pin Name	End2 Connect or
1	-	-	14A	2645228 R1	61.89	0.0	SGX FLEX 125C	RED	1650.0	-	A	1005

Connector Name	101C
Part Number	3606342C1
Short Description	INVERTER INTERCONNECT
Instances	LT/RH/LoneStar - X15/A26 - DC/AC Inverter (1200W W/switch control):Diagram1 LT/RH/LoneStar - X15/A26 - DC/AC Inverter (1800W):Diagram1
Mates	101C

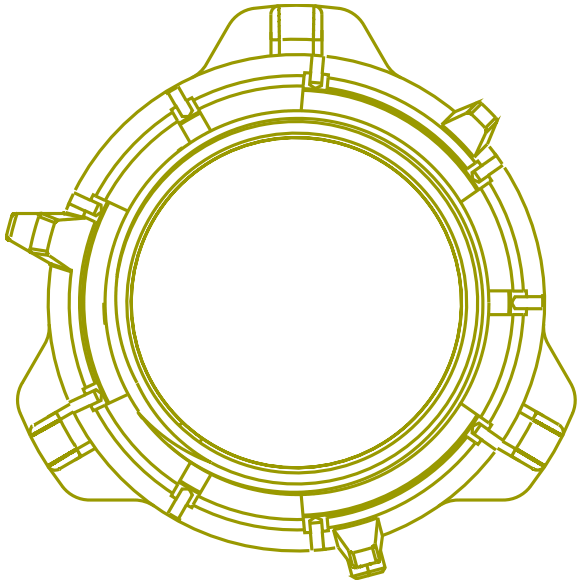

Name	Terminal Part Number	V-Min	Name	Wire Part Number	Wire CSA	Wire Spec	Wire Material description	Wire Color Description	Wire Length	End2 Terminal Part Number	End2 Pin Name	End2 Connect or
1	-	-	N14A	2645961 R1	49.99	0.0	SGR 125	RED	625.0	-	-	-

Connector Name	101C
Part Number	3757370C1
Short Description	INVERTER INTERCONNECT
Instances	LT/RH/LoneStar - X15/A26 - DC/AC Inverter (1200W W/switch control):Diagram1 LT/RH/LoneStar - X15/A26 - DC/AC Inverter (1800W):Diagram1
Mates	101C



Name	Terminal Part Number	V-Min	Name	Wire Part Number	Wire CSA	Wire Spec	Wire Material description	Wire Color Description	Wire Length	End2 Terminal Part Number	End2 Pin Name	End2 Connect or
1	-	-	N14A	2645961 R1	49.99	0.0	SGR 125	RED	625.0	-	A	P40-101D

Connector Name	1010
Part Number	3768015C1
Instances	Battery Feed:Diagram1
Mates	POWER DISTRIBUTION BOX



Name	Terminal Part Number	V-Min	Name	Wire Part Number	Wire CSA	Wire Spec	Wire Material description	Wire Color Description	Wire Length	End2 Terminal Part Number	End2 Pin Name	End2 Connector
2	-	-	AL14AJ	3510368 R1	3.01	12.0	Thin Wall XLPE Primary Cable	RED	75.0	-	X	-
5	-	-	AZ14A	3510365 R1	0.79	18.0	Thin Wall XLPE Primary Cable	RED	390.0	-	-	-
6	-	-	BM70J	3510320 R1	3.01	12.0	Thin Wall XLPE Primary Cable	ORANGE	270.0	-	-	-
7	-	-	ZM98H	3510365 R1	0.79	18.0	Thin Wall XLPE Primary Cable	RED	1930.0	-	-	-

Name	Terminal Part Number	V-Min	Name	Wire Part Number	Wire CSA	Wire Spec	Wire Material description	Wire Color Description	Wire Length	End2 Terminal Part Number	End2 Pin Name	End2 Connector
7	-	-	ZK98H	3510365 R1	0.79	18.0	Thin Wall XLPE Primary Cable	RED	1930.0	-	-	-
8	-	-	ZZ14SUN	2645629 R1	0.35	22.0	Thin Wall XLPE Primary Cable	RED	2485.0	-	-	-
10	-	-	AL14AK	3510368 R1	3.01	12.0	Thin Wall XLPE Primary Cable	RED	75.0	-	X	-
13	-	-	AA14EE	3510366 R1	1.16	16.0	Thin Wall XLPE Primary Cable	RED	1455.0	-	-	-
14	-	-	DH75	3510368 R1	3.01	12.0	Thin Wall XLPE Primary Cable	RED	2940.0	-	-	-
14	-	-	DH75AC	-	0.0	12.0	-	RED	0.0	-	-	-
15	-	-	AA15	3510365 R1	0.79	18.0	Thin Wall XLPE Primary Cable	RED	1540.0	-	-	-
16	-	-	YH14AZ	3510365 R1	0.79	18.0	Thin Wall XLPE Primary Cable	RED	1950.0	-	-	-
16	-	-	2V14CSB	3510366 R1	1.16	16.0	Thin Wall XLPE Primary Cable	RED	1950.0	-	-	-

Name	Terminal Part Number	V-Min	Name	Wire Part Number	Wire CSA	Wire Spec	Wire Material description	Wire Color Description	Wire Length	End2 Terminal Part Number	End2 Pin Name	End2 Connector
16	-	-	CS14CSB	3510366 R1	1.16	16.0	Thin Wall XLPE Primary Cable	RED	1950.0	-	-	-
16	-	-	EF14CSB	3510366 R1	1.16	16.0	Thin Wall XLPE Primary Cable	RED	1961.0	-	-	-
16	-	-	BR14CSB	3510367 R1	1.91	14.0	Thin Wall XLPE Primary Cable	RED	281.0	-	-	-
16	-	-	2W14CSB	3510367 R1	1.91	14.0	Thin Wall XLPE Primary Cable	RED	1961.0	-	-	-
18	-	-	AL14AP	3510368 R1	3.01	12.0	Thin Wall XLPE Primary Cable	RED	75.0	-	X	-
21	-	-	NE17AC	3510323 R1	0.79	18.0	Thin Wall XLPE Primary Cable	PINK	1405.0	-	-	-
21	-	-	MM92DC	3510329 R1	0.79	18.0	Thin Wall XLPE Primary Cable	TAN	1530.0	-	-	-
22	-	-	FR94TV	3510314 R1	3.01	12.0	Thin Wall XLPE Primary Cable	GREY	235.0	-	-	-

Name	Terminal Part Number	V-Min	Name	Wire Part Number	Wire CSA	Wire Spec	Wire Material description	Wire Color Description	Wire Length	End2 Terminal Part Number	End2 Pin Name	End2 Connector
22	-	-	FB94TW	3510314 R1	3.01	12.0	Thin Wall XLPE Primary Cable	GREY	360.0	-	-	-
22	-	-	HF94TV	3510314 R1	3.01	12.0	Thin Wall XLPE Primary Cable	GREY	360.0	-	-	-
22	-	-	ER94TV	3510314 R1	3.01	12.0	Thin Wall XLPE Primary Cable	GREY	360.0	-	-	-
22	-	-	HG94TV	3510314 R1	3.01	12.0	Thin Wall XLPE Primary Cable	GREY	360.0	-	-	-
23	-	-	LM97B	3510364 R1	0.53	20.0	Thin Wall XLPE Primary Cable	RED	1145.0	-	-	-
24	-	-	RH14EA	3510367 R1	1.91	14.0	Thin Wall XLPE Primary Cable	RED	2745.0	-	-	-
26	-	-	AL14AT	3510368 R1	3.01	12.0	Thin Wall XLPE Primary Cable	RED	75.0	-	X	-
29	-	-	MR86P	3510299 R1	0.79	18.0	Thin Wall XLPE Primary Cable	LIGHT GREEN	1705.0	-	-	-

Name	Terminal Part Number	V-Min	Name	Wire Part Number	Wire CSA	Wire Spec	Wire Material description	Wire Color Description	Wire Length	End2 Terminal Part Number	End2 Pin Name	End2 Connector
29	-	-	MZ86AA	3510299 R1	0.79	18.0	Thin Wall XLPE Primary Cable	LIGHT GREEN	805.0	-	-	-
30	-	-	CV81B	3510368 R1	3.01	12.0	Thin Wall XLPE Primary Cable	RED	1925.0	-	-	-
31	-	-	2F14LCM	3510365 R1	0.79	18.0	Thin Wall XLPE Primary Cable	RED	1865.0	-	-	-
31	-	-	2G14D	3510365 R1	0.79	18.0	Thin Wall XLPE Primary Cable	RED	1480.0	-	-	-
32	-	-	XF14L	3510364 R1	0.53	20.0	Thin Wall XLPE Primary Cable	RED	1540.0	-	-	-
32	-	-	EW20	2643678 R1	1.16	16.0	Std. Wall XLPE Primary Cable	LIGHT GREEN	5725.0	-	-	-
34	-	-	AL14AM	3510368 R1	3.01	12.0	Thin Wall XLPE Primary Cable	RED	75.0	-	X	-
37	-	-	MB14ED	3510366 R1	1.16	16.0	Thin Wall XLPE Primary Cable	RED	4325.0	-	-	-

Name	Terminal Part Number	V-Min	Name	Wire Part Number	Wire CSA	Wire Spec	Wire Material description	Wire Color Description	Wire Length	End2 Terminal Part Number	End2 Pin Name	End2 Connector
37	-	-	CT14ED	3510365 R1	0.79	18.0	Thin Wall XLPE Primary Cable	RED	3395.0	-	-	-
37	-	-	KC14ED	3510366 R1	1.16	16.0	Thin Wall XLPE Primary Cable	RED	650.0	-	-	-
37	-	-	CK14ED	3510365 R1	0.79	18.0	Thin Wall XLPE Primary Cable	RED	3395.0	-	-	-
37	-	-	CG14SD	3510365 R1	0.79	18.0	Thin Wall XLPE Primary Cable	RED	4125.0	-	-	-
37	-	-	CP14ED	3510365 R1	0.79	18.0	Thin Wall XLPE Primary Cable	RED	4125.0	-	-	-
37	-	-	KL14A	2643759 R1	0.79	18.0	Std. Wall XLPE Primary Cable	RED	4125.0	-	-	-
37	-	-	PH14ED	3510365 R1	0.79	18.0	Thin Wall XLPE Primary Cable	RED	4125.0	-	-	-
37	-	-	CF14SD	3510365 R1	0.79	18.0	Thin Wall XLPE Primary Cable	RED	4475.0	-	-	-

Name	Terminal Part Number	V-Min	Name	Wire Part Number	Wire CSA	Wire Spec	Wire Material description	Wire Color Description	Wire Length	End2 Terminal Part Number	End2 Pin Name	End2 Connector
38	-	-	CV81C	3510368 R1	3.01	12.0	Thin Wall XLPE Primary Cable	RED	2585.0	-	-	-
39	-	-	GS94AY	2643782 R1	1.91	14.0	Std. Wall XLPE Primary Cable	GREY	2750.0	-	-	-
39	-	-	XY94AY	3510314 R1	3.01	12.0	Thin Wall XLPE Primary Cable	GREY	2635.0	-	-	-
39	-	-	3A94AY	2643782 R1	1.91	14.0	Std. Wall XLPE Primary Cable	GREY	2750.0	-	-	-
40	-	-	DT104AL	3510354 R1	1.16	16.0	Thin Wall XLPE Primary Cable	DARK BLUE	2940.0	-	-	-

Connector Name	1011
Part Number	3768010C1
Instances	LoneStar - X15 - Fuel Heater (Vehicle Powered) (Davco):Diagram1 LT/RH - A26 - Fuel Heater (Vehicle Powered)(Davco):Diagram1 LT/RH - X15 - Fuel Heater (Vehicle Powered) (Davco):Diagram1 LT/RH - X15 - Fuel Heater (Vehicle Powered) (Davco):Diagram2 LT/RH - X15 - Fuel Heater (Vehicle Powered) (RAVCOR):Diagram1 LT/RH - X15/A26 - Lane Departure Warning (Mobileye Per-Wire):Diagram1 LT/RH - X15/A26 - Windshield Wipers Cruise Disable & Park Brake W/Wipers ON:Diagram1 LT/RH - X15/A26 - Windshield Wipers Cruise Disable W/Wipers ON:Diagram1 LT/RH/LoneStar - X15/A26 - Body Builder Lighting - (Blunt Cut):Diagram1 LT/RH/LoneStar - X15/A26 - Body Builder Lighting - (Blunt Cut):Diagram2 LT/RH/LoneStar - X15/A26 - Floor/Search Lights DayCab:Diagram1 LT/RH/LoneStar - X15/A26 - Floor/Search Lights Sleeper:Diagram1 LT/RH/LoneStar - X15/A26 - Floor/Search Lights Sleeper (1 Light):Diagram1 LT/RH/LoneStar - X15/A26 - Trailer Interface (Lighting) – BOC & EOF_NA:Diagram1-Combination1 LT/RH/LoneStar - X15/A26 - Trailer Interface (Lighting) – BOC & EOF_NA:Diagram1-Combination2 LT/RH/LoneStar - X15/A26 - Trailer Interface (Lighting) – BOC & EOF_NA:Diagram1-Combination3 LT/RH/LoneStar - X15/A26 - Trailer Interface (Lighting) – BOC & EOF_NA:Diagram1-Combination4 LT/RH/LoneStar - X15/A26 - Trailer Interface (Lighting) – BOC NA:Diagram1 LT/RH/LoneStar - X15/A26 - Trailer Interface (Lighting) – BOC NA:Diagram2 LT/RH/LoneStar - X15/A26 - Trailer Interface (Lighting) – TRAMEC_NA:Diagram1 LT/RH/LoneStar - X15/A26 - Windshield Wipers Park Brake W/ Wipers ON:Diagram1 LT/RH/LoneStar - X15/A26 - Windshield Wipers Standard:Diagram1

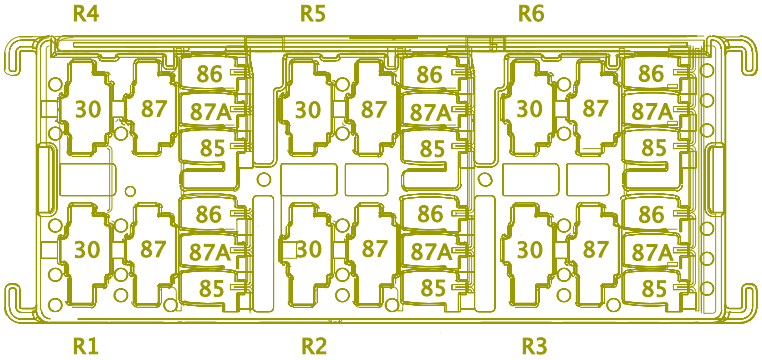

Relays - Grid Management (N/Load Shed Day Cab):Diagram1
Relays - Grid Management (W/Load Shed Day Cab):Diagram1
Relays - Grid Management (W/Load Shed Sleeper Cab):Diagram1

Mates Accessory CONV2 Relay

Name	Terminal Part Number	V-Min	Name	Wire Part Number	Wire CSA	Wire Spec	Wire Material description	Wire Color Description	Wire Length	End2 Terminal Part Number	End2 Pin Name	End2 Connect or
R1-30	-	-	BM70J	3510320 R1	3.01	12.0	Thin Wall XLPE Primary Cable	ORANGE	270.0	-	-	-
R1-85	-	-	BM70-GT	3510358 R1	0.53	20.0	Thin Wall XLPE Primary Cable	WHITE	1325.0	-	-	-
R1-86	-	-	BM70C	3510316 R1	0.53	20.0	Thin Wall XLPE Primary Cable	ORANGE	2000.0	-	F15	J4-1601
R1-87	-	-	BM70T	3510320 R1	3.01	12.0	Thin Wall XLPE Primary Cable	ORANGE	1980.0	-	9	1701
R2-30	-	-	AA82P	3510312 R1	1.16	16.0	Thin Wall XLPE Primary Cable	GREY	0.0	-	R5-30	1011
R2-85	-	-	AA82M	3510310 R1	0.53	20.0	Thin Wall XLPE Primary Cable	GREY	405.0	-	X	-
R2-86	-	-	AA82F	3510310 R1	0.53	20.0	Thin Wall XLPE Primary Cable	GREY	2000.0	-	E7	J4-1601

Name	Terminal Part Number	V-Min	Name	Wire Part Number	Wire CSA	Wire Spec	Wire Material description	Wire Color Description	Wire Length	End2 Terminal Part Number	End2 Pin Name	End2 Connector
R2-87	-	-	AA82E	3510312 R1	1.16	16.0	Thin Wall XLPE Primary Cable	GREY	405.0	-	X	-
R2-87A	-	-	AA82J	3510312 R1	1.16	16.0	Thin Wall XLPE Primary Cable	GREY	2950.0	-	72	1703M
R3-30	-	-	BC63JV	2643673 R1	0.79	18.0	Std. Wall XLPE Primary Cable	GREY	115.0	-	X	-
R3-85	-	-	BC63J	3510352 R1	0.53	20.0	Thin Wall XLPE Primary Cable	DARK BLUE	2000.0	-	E5	J4-1601
R3-86	-	-	BC63JJ	3510310 R1	0.53	20.0	Thin Wall XLPE Primary Cable	GREY	115.0	-	X	-
R3-87	-	-	MP63JA	3510353 R1	0.79	18.0	Thin Wall XLPE Primary Cable	DARK BLUE	1345.0	-	A	1907
R3-87	-	-	EL63JA	3510353 R1	0.79	18.0	Thin Wall XLPE Primary Cable	DARK BLUE	1345.0	-	A	1907
R3-87	-	-	EL63JB	3510353 R1	0.79	18.0	Thin Wall XLPE Primary Cable	DARK BLUE	3455.0	-	7	5000A

Name	Terminal Part Number	V-Min	Name	Wire Part Number	Wire CSA	Wire Spec	Wire Material description	Wire Color Description	Wire Length	End2 Terminal Part Number	End2 Pin Name	End2 Connector
R4-30	-	-	AL14BB	3510369 R1	4.81	10.0	Thin Wall XLPE Primary Cable	RED	175.0	-	X	-
R4-85	-	-	AV12	3510340 R1	0.53	20.0	Thin Wall XLPE Primary Cable	LIGHT BLUE	2515.0	-	A	J6-1606
R4-85	-	-	AW12A	3510340 R1	0.53	20.0	Thin Wall XLPE Primary Cable	LIGHT BLUE	1785.0	-	X	-
R4-86	-	-	6K9LCA	3510310 R1	0.53	20.0	Thin Wall XLPE Primary Cable	GREY	215.0	-	X	-
R4-87	-	-	AB12M	2643700 R1	4.81	10.0	Std. Wall XLPE Primary Cable	LIGHT BLUE	100.0	-	-	-
R5-30	-	-	AA82P	3510312 R1	1.16	16.0	Thin Wall XLPE Primary Cable	GREY	0.0	-	R2-30	1011
R5-85	-	-	AA82N	3510310 R1	0.53	20.0	Thin Wall XLPE Primary Cable	GREY	405.0	-	X	-
R5-86	-	-	AA82H	3510310 R1	0.53	20.0	Thin Wall XLPE Primary Cable	GREY	2000.0	-	E6	J4-1601

Name	Terminal Part Number	V-Min	Name	Wire Part Number	Wire CSA	Wire Spec	Wire Material description	Wire Color Description	Wire Length	End2 Terminal Part Number	End2 Pin Name	End2 Connector
R5-87	-	-	YG82K	3510312 R1	1.16	16.0	Thin Wall XLPE Primary Cable	GREY	2950.0	-	69	1703M
R5-87	-	-	YH82K	3510312 R1	1.16	16.0	Thin Wall XLPE Primary Cable	GREY	905.0	-	X	-
R5-87A	-	-	AA82L	3510312 R1	1.16	16.0	Thin Wall XLPE Primary Cable	GREY	2950.0	-	70	1703M
R6-30	-	-	DR19	3510313 R1	1.91	14.0	Thin Wall XLPE Primary Cable	GREY	1900.0	-	6	1700
R6-30	-	-	DR19V	3510313 R1	1.91	14.0	Thin Wall XLPE Primary Cable	GREY	315.0	-	-	-
R6-85	-	-	DR19A	3510310 R1	0.53	20.0	Thin Wall XLPE Primary Cable	GREY	2000.0	-	F12	J4-1601
R6-86	-	-	DR19-GB	3510358 R1	0.53	20.0	Thin Wall XLPE Primary Cable	WHITE	1835.0	-	-	-
R6-87	-	-	DR19V	3510313 R1	1.91	14.0	Thin Wall XLPE Primary Cable	GREY	315.0	-	-	-

Name	Terminal Part Number	V-Min	Name	Wire Part Number	Wire CSA	Wire Spec	Wire Material description	Wire Color Description	Wire Length	End2 Terminal Part Number	End2 Pin Name	End2 Connect or
R6-87	-	-	DR19	3510313 R1	1.91	14.0	Thin Wall XLPE Primary Cable	GREY	1900.0	-	6	1700
R6-87A	-	-	-	-	-	-	-	-	-	-	-	-

Connector Name	1012
Part Number	3768010C1
Instances	LoneStar - X15 - Body Builder Lighting - (BOC EOF In Cab) (8HAB 8HAE 8HAU) (Automatic):Diagram1 LoneStar - X15 - Body Builder Lighting - (BOC EOF In Cab) (8HAB 8HAE 8HAU) (Automatic):Diagram2 LoneStar - X15 - Body Builder Lighting - (BOC EOF In Cab) (8HAB 8HAE 8HAU) (Manual):Diagram1 LoneStar - X15 - Trailer Interface (ABS) - Center Pin Circuit:Diagram1 LoneStar - X15 - Trailer Interface (ABS) - Center Pin Circuit:Diagram2 LoneStar - X15 - Trailer Interface (ABS) - Center Pin Circuit:Diagram3 LoneStar - X15 - Trailer Interface (ABS) - Center Pin Circuit:Diagram4 LT/RH X15 - Backup Light (Dual Reverse Light) Allison-TC10:Diagram1 LT/RH X15 - Backup Light (Dual Reverse Light) Allison-TC10:Diagram2 LT/RH X15 - Backup Light (Dual Reverse LT) Procosion/ Endurant:Diagram1 LT/RH X15 - Backup Light (Dual Reverse LT) Procosion/ Endurant:Diagram2 LT/RH X15 - Backup Light (Reverse Light) Allison TC10:Diagram1 LT/RH X15 - Backup Light (Reverse Light) Allison TC10:Diagram2 LT/RH X15 - Backup Light (Single Reverse Light) Allison TC10:Diagram1 LT/RH X15 - Backup Light (Single Reverse Light) Allison TC10:Diagram2 LT/RH X15 - Backup Light (Single Reverse Light) Endurant:Diagram1 LT/RH X15 - Backup Light (Single Reverse Light) Endurant:Diagram2 LT/RH - X15 - Body Builder Lighting - (BOC EOF In Cab) (8HAB 8HAE 8HAU) (Manual):Diagram1 LT/RH - X15 - Body Builder Lighting - (BOC EOF In Cab) (8HAB 8HAE 8HAU) (Manual):Diagram2 LT/RH - X15/A26 - Body Builder Lighting - (BOC EOF In Cab) (8HAB 8HAE 8HAU) (Automatic):Diagram1

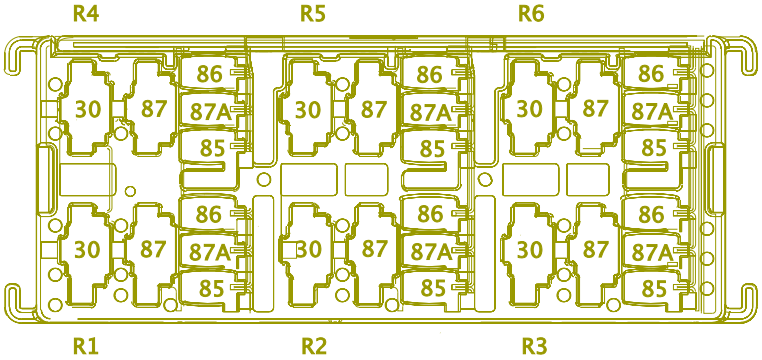

LT/RH - X15/A26 - Body Builder Lighting - (BOC EOF In Cab) (8HAB 8HAE 8HAU) (Automatic):Diagram2
LT/RH - X15/A26 - Mirrors (Heat) [Switch Pack Actuated Relay Driven]:Diagram1
LT/RH - X15/A26 - Trailer Interface (ABS) - Center Pin Circuit:Diagram1
LT/RH - X15/A26 - Trailer Interface (ABS) - Center Pin Circuit:Diagram2
LT/RH - X15/A26 - Trailer Interface (ABS) - Center Pin Circuit:Diagram3
LT/RH - X15/A26 - Trailer Interface (ABS) - Center Pin Circuit:Diagram4
LT/RH/LoneStar - X15/A26 - Auxiliary Trailer Power CAV D:Diagram1
LT/RH/LoneStar - X15/A26 - Auxiliary Trailer Power CAV D:Diagram2
LT/RH/LoneStar - X15/A26 - Auxiliary Trailer Power W/ ISO Trailer Socket:Diagram1
LT/RH/LoneStar - X15/A26 - Back-Up Alarm (Automatic) (W/ Tail Light Bar Assy):Diagram1
LT/RH/LoneStar - X15/A26 - Back-Up Alarm (Automatic) (W/ Tail Light Bar Assy):Diagram2
LT/RH/LoneStar - X15/A26 - Heated Mirrors (Door Pod Actuated Cab and Hood Mounted):Diagram1
LT/RH/LoneStar - X15/A26 - Jaw Monitoring:Diagram1
LT/RH/LoneStar - X15/A26 - Mobile Communications Sensor Wiring Effects for Trailer TRAC:Diagram1
LT/RH/LoneStar - X15/A26 - Mobile Communications Sensor Wiring Effects for Trailer TRAC:Diagram2
LT/RH/LoneStar - X15/A26 - Trailer Interface (ABS) - BOC & EOF_NA:Diagram1
LT/RH/LoneStar - X15/A26 - Trailer Interface (ABS) - BOC & EOF_NA:Diagram2
LT/RH/LoneStar - X15/A26 - Trailer Interface (ABS) - BOC & EOF_NA:Diagram3
LT/RH/LoneStar - X15/A26 - Trailer Interface (ABS) - BOC & EOF_NA:Diagram4
LT/RH/LoneStar - X15/A26 - Trailer Interface (ABS) - BOC_NA:Diagram1
LT/RH/LoneStar - X15/A26 - Trailer Interface (ABS) - BOC_NA:Diagram2
LT/RH/LoneStar - X15/A26 - Trailer Interface (ABS) - TRAMEC_NA:Diagram1

LT/RH/LoneStar - X15/A26 - Work Lights (2 Blunt Cuts Only W/O Relay) W/Backup W/Auto Trans (Allison and Endurant):Diagram1
LT/RH/LoneStar - X15/A26 - Work Lights (2 Blunt Cuts Only W/O Relay) W/Backup W/Auto Trans (Allison and Endurant):Diagram2
LT/RH/LoneStar - X15/A26 - Work Lights - LED W/ Sw Pack - Customer Supplied - Sleeper W/ RKE W/AUTO REV:Diagram1
LT/RH/LoneStar - X15/A26 - Work Lights - LED W/ Sw Pack - Customer Supplied - Sleeper W/ RKE W/AUTO REV:Diagram2
LT/RH/LoneStar - X15/A26 - Work Lights - LED W/ Sw Pack - Customer Supplied - Sleeper W/O RKE W/AUTO REV:Diagram1
LT/RH/LoneStar - X15/A26 - Work Lights - LED W/ Sw Pack - Customer Supplied - Sleeper W/O RKE W/AUTO REV:Diagram2
LT/RH/LoneStar - X15/A26 - Work Lights - LED W/ Sw Pack - Customer Supplied - Sleeper W/O RKE W/Endurant (Schneider):Diagram1
LT/RH/LoneStar - X15/A26 - Work Lights - LED W/ Sw Pack - Customer Supplied - Sleeper W/O RKE W/Endurant (Schneider):Diagram2
LT/RH/LoneStar - X15/A26 - Work Lights -LED W/ Sw Pack - Sleeper W/ RKE W/AUTO REV:Diagram1
LT/RH/LoneStar - X15/A26 - Work Lights -LED W/ Sw Pack - Sleeper W/O RKE W/AUTO REV:Diagram1
LT/RH/LoneStar - X15/A26 - Work Lights LED W/ Sw Pack - Day Cab W/ RKE W/AUTO REV:Diagram1
LT/RH/LoneStar - X15/A26 - Work Lights LED W/ Sw Pack - Day Cab W/O RKE W/AUTO REV:Diagram1
LT/RH/LoneStar - X15/A26 - Work Lights W/ Sw Pack - Customer Supplied W/ RKE W/AUTO REV:Diagram1
LT/RH/LoneStar - X15/A26 - Work Lights W/ Sw Pack - Customer Supplied W/ RKE W/AUTO REV:Diagram2
LT/RH/LoneStar - X15/A26 - Work Lights W/ Sw Pack - Customer Supplied W/O RKE W/AUTO REV:Diagram1
LT/RH/LoneStar - X15/A26 - Work Lights W/ Sw Pack - Customer Supplied W/O RKE W/AUTO REV:Diagram2
LT/RH/LoneStar X15 - Backup Light (Single Reverse Light) Endurant:Diagram1
LT/RH/LoneStar X15 - Backup Light (Single Reverse Light) Endurant:Diagram2
LT/RH/LoneStar X15 - Backup Light (Single Reverse Light) W/ Allison TC10:Diagram1
LT/RH/LoneStar X15 - Backup Light (Single Reverse Light) W/ Allison TC10:Diagram2

LT/RH/LoneStar X15 - Backup Light Endurant:Diagram1
LT/RH/LoneStar X15 - Backup Light Endurant:Diagram2

Mates RLY-REV_ALARM/LT-3009-01-0 1A

Name	Terminal Part Number	V-Min	Name	Wire Part Number	Wire CSA	Wire Spec	Wire Material description	Wire Color Description	Wire Length	End2 Terminal Part Number	End2 Pin Name	End2 Connector
R1-30	-	-	FR94TV2	3510312 R1	1.16	16.0	Thin Wall XLPE Primary Cable	GREY	125.0	-	X	-
R1-30	-	-	ER94TV	3510314 R1	3.01	12.0	Thin Wall XLPE Primary Cable	GREY	360.0	-	-	-
R1-30	-	-	FB94TW	3510314 R1	3.01	12.0	Thin Wall XLPE Primary Cable	GREY	360.0	-	-	-
R1-30	-	-	HF94TV	3510314 R1	3.01	12.0	Thin Wall XLPE Primary Cable	GREY	360.0	-	-	-
R1-30	-	-	HG94TV	3510314 R1	3.01	12.0	Thin Wall XLPE Primary Cable	GREY	360.0	-	-	-
R1-85	-	-	YY13-GFF	3510358 R1	0.53	20.0	Thin Wall XLPE Primary Cable	WHITE	780.0	-	-	-
R1-85	-	-	JL116L-G	3510358 R1	0.53	20.0	Thin Wall XLPE Primary Cable	WHITE	335.0	-	X	-
R1-85	-	-	JL116U-G	3510358 R1	0.53	20.0	Thin Wall XLPE Primary Cable	WHITE	335.0	-	X	-

Name	Terminal Part Number	V-Min	Name	Wire Part Number	Wire CSA	Wire Spec	Wire Material description	Wire Color Description	Wire Length	End2 Terminal Part Number	End2 Pin Name	End2 Connector
R1-86	-	-	YY13FF	3510323 R1	0.79	18.0	Thin Wall XLPE Primary Cable	PINK	395.0	-	-	-
R1-87	-	-	FR94TA	3510314 R1	3.01	12.0	Thin Wall XLPE Primary Cable	GREY	100.0	-	X	-
R1-87	-	-	ER94T	3510314 R1	3.01	12.0	Thin Wall XLPE Primary Cable	GREY	2070.0	-	10	1701
R1-87	-	-	FB94TT3	3510314 R1	3.01	12.0	Thin Wall XLPE Primary Cable	GREY	325.0	-	X	-
R1-87	-	-	HF94TT1	3510314 R1	3.01	12.0	Thin Wall XLPE Primary Cable	GREY	315.0	-	X	-
R1-87	-	-	HG94TT1	3510314 R1	3.01	12.0	Thin Wall XLPE Primary Cable	GREY	315.0	-	X	-
R2-30	-	-	3T71A	3510318 R1	1.16	16.0	Thin Wall XLPE Primary Cable	ORANGE	65.0	-	X	-
R2-30	-	-	BJ71	3510318 R1	1.16	16.0	Thin Wall XLPE Primary Cable	ORANGE	395.0	-	-	-

Name	Terminal Part Number	V-Min	Name	Wire Part Number	Wire CSA	Wire Spec	Wire Material description	Wire Color Description	Wire Length	End2 Terminal Part Number	End2 Pin Name	End2 Connector
R2-85	-	-	3T71B	3510316 R1	0.53	20.0	Thin Wall XLPE Primary Cable	ORANGE	65.0	-	X	-
R2-85	-	-	BJ92R2	3510329 R1	0.79	18.0	Thin Wall XLPE Primary Cable	TAN	3040.0	-	66	1703M
R2-86	-	-	3T92#16 5A	3510329 R1	0.79	18.0	Thin Wall XLPE Primary Cable	TAN	3040.0	-	45	1703M
R2-86	-	-	BJ92R1	3510329 R1	0.79	18.0	Thin Wall XLPE Primary Cable	TAN	3040.0	-	45	1703M
R2-87	-	-	BK71A	3510318 R1	1.16	16.0	Thin Wall XLPE Primary Cable	ORANGE	1055.0	-	X	-
R2-87	-	-	GM71BD	3510318 R1	1.16	16.0	Thin Wall XLPE Primary Cable	ORANGE	1055.0	-	X	-
R2-87	-	-	3T71BA	3510318 R1	1.16	16.0	Thin Wall XLPE Primary Cable	ORANGE	1715.0	-	-	-
R2-87	-	-	BJ71BA	3510318 R1	1.16	16.0	Thin Wall XLPE Primary Cable	ORANGE	1715.0	-	-	-

Name	Terminal Part Number	V-Min	Name	Wire Part Number	Wire CSA	Wire Spec	Wire Material description	Wire Color Description	Wire Length	End2 Terminal Part Number	End2 Pin Name	End2 Connector
R3-30	-	-	JL116UB	3510311 R1	0.79	18.0	Thin Wall XLPE Primary Cable	GREY	2465.0	-	F16	J5-1602
R3-85	-	-	JL116U-G	3510358 R1	0.53	20.0	Thin Wall XLPE Primary Cable	WHITE	335.0	-	X	-
R3-86	-	-	JL116U	3510310 R1	0.53	20.0	Thin Wall XLPE Primary Cable	GREY	2070.0	-	30	1701
R3-87	-	-	JL116UZ	3510311 R1	0.79	18.0	Thin Wall XLPE Primary Cable	GREY	1165.0	-	X	-
R4-30	-	-	FR94TV1	3510312 R1	1.16	16.0	Thin Wall XLPE Primary Cable	GREY	125.0	-	X	-
R4-30	-	-	CC14SC	3510368 R1	3.01	12.0	Thin Wall XLPE Primary Cable	RED	405.0	-	-	-
R4-85	-	-	FR72-GB3	3510358 R1	0.53	20.0	Thin Wall XLPE Primary Cable	WHITE	705.0	-	X	-
R4-85	-	-	CC72	3510316 R1	0.53	20.0	Thin Wall XLPE Primary Cable	ORANGE	2090.0	-	E11	J4-1601

Name	Terminal Part Number	V-Min	Name	Wire Part Number	Wire CSA	Wire Spec	Wire Material description	Wire Color Description	Wire Length	End2 Terminal Part Number	End2 Pin Name	End2 Connector
R4-86	-	-	FR72EE	3510316 R1	0.53	20.0	Thin Wall XLPE Primary Cable	ORANGE	855.0	-	X	-
R4-86	-	-	CC72-GA	3510358 R1	0.53	20.0	Thin Wall XLPE Primary Cable	WHITE	1415.0	-	-	-
R4-87	-	-	FR94TB	3510314 R1	3.01	12.0	Thin Wall XLPE Primary Cable	GREY	100.0	-	X	-
R4-87	-	-	CC72A	3510320 R1	3.01	12.0	Thin Wall XLPE Primary Cable	ORANGE	2070.0	-	11	1701
R5-30	-	-	JA78RP	3510300 R1	1.16	16.0	Thin Wall XLPE Primary Cable	LIGHT GREEN	395.0	-	-	-
R5-30	-	-	BL70J	3510368 R1	3.01	12.0	Thin Wall XLPE Primary Cable	RED	415.0	-	R3-30	1013
R5-30	-	-	BL70J	3510368 R1	3.01	12.0	Thin Wall XLPE Primary Cable	RED	415.0	-	-	-
R5-30	-	-	DD78RP	3510300 R1	1.16	16.0	Thin Wall XLPE Primary Cable	LIGHT GREEN	395.0	-	-	-

Name	Terminal Part Number	V-Min	Name	Wire Part Number	Wire CSA	Wire Spec	Wire Material description	Wire Color Description	Wire Length	End2 Terminal Part Number	End2 Pin Name	End2 Connector
R5-85	-	-	JA78RC	3510298 R1	0.53	20.0	Thin Wall XLPE Primary Cable	LIGHT GREEN	2090.0	-	F13	J4-1601
R5-85	-	-	BL70-GT	3510359 R1	0.79	18.0	Thin Wall XLPE Primary Cable	WHITE	1415.0	-	R3-85	1013
R5-85	-	-	BL70-GT	3510359 R1	0.79	18.0	Thin Wall XLPE Primary Cable	WHITE	1415.0	-	-	-
R5-85	-	-	DD78RC	3510298 R1	0.53	20.0	Thin Wall XLPE Primary Cable	LIGHT GREEN	2090.0	-	F13	J4-1601
R5-86	-	-	JA79-G	3510358 R1	0.53	20.0	Thin Wall XLPE Primary Cable	WHITE	1415.0	-	-	-
R5-86	-	-	BL70C	3510365 R1	0.79	18.0	Thin Wall XLPE Primary Cable	RED	2090.0	-	F15	J4-1601
R5-86	-	-	DD78-RG	3510358 R1	0.53	20.0	Thin Wall XLPE Primary Cable	WHITE	1415.0	-	-	-
R5-87	-	-	JA78	3510300 R1	1.16	16.0	Thin Wall XLPE Primary Cable	LIGHT GREEN	1990.0	-	8	1700

Name	Terminal Part Number	V-Min	Name	Wire Part Number	Wire CSA	Wire Spec	Wire Material description	Wire Color Description	Wire Length	End2 Terminal Part Number	End2 Pin Name	End2 Connect or
R5-87	-	-	BL70BB	3510368 R1	3.01	12.0	Thin Wall XLPE Primary Cable	RED	1990.0	-	75	1700
R5-87	-	-	DD78	3510300 R1	1.16	16.0	Thin Wall XLPE Primary Cable	LIGHT GREEN	1085.0	-	X	-
R6-30	-	-	JL116LB	3510311 R1	0.79	18.0	Thin Wall XLPE Primary Cable	GREY	2465.0	-	F11	J5-1602
R6-85	-	-	JL116L-G	3510358 R1	0.53	20.0	Thin Wall XLPE Primary Cable	WHITE	335.0	-	X	-
R6-86	-	-	JL116L	3510310 R1	0.53	20.0	Thin Wall XLPE Primary Cable	GREY	2070.0	-	26	1701
R6-87	-	-	JL116LZ	3510311 R1	0.79	18.0	Thin Wall XLPE Primary Cable	GREY	1165.0	-	X	-

Connector Name 1013

Part Number 3768010C1

Instances LoneStar - X15 - Body Builder Lighting - (BOC EOF In Cab) (8HAB 8HAE 8HAU) (Manual):Diagram2
LT/RH - X15/A26 - Skirt Light Customer Supplied:Diagram1
LT/RH/LoneStar - X15/A26 - Air Shield Lighting w/ One Light:Diagram1
LT/RH/LoneStar - X15/A26 - Air Shield Lighting w/ One Light:Diagram2
LT/RH/LoneStar - X15/A26 - Beacon/Strobe Light:Diagram1
LT/RH/LoneStar - X15/A26 - Beacon/Strobe Light:Diagram2
LT/RH/LoneStar - X15/A26 - Cabinet Refrigerator W/ Relay:Diagram1
LT/RH/LoneStar - X15/A26 - Dual Aux Switch:Diagram1-Combination1
LT/RH/LoneStar - X15/A26 - Single Aux Switch:Diagram1
LT/RH/LoneStar - X15/A26 - Single Aux Switch:Diagram2

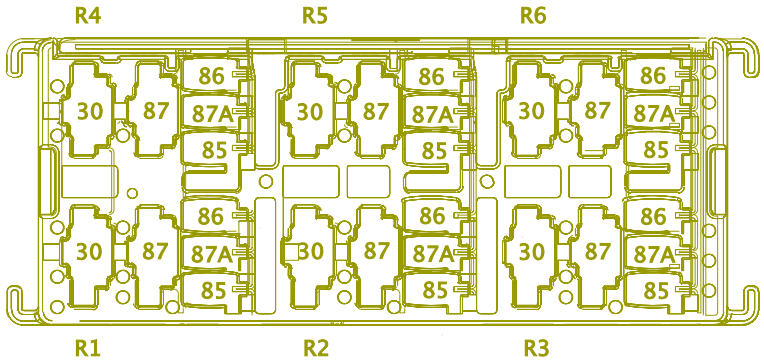

Mates RLY-CUST_ACC_1-2055-01-01A

Name	Terminal Part Number	V-Min	Name	Wire Part Number	Wire CSA	Wire Spec	Wire Material description	Wire Color Description	Wire Length	End2 Terminal Part Number	End2 Pin Name	End2 Connect or
R1 - 30	-	-	CW14FU	3510366 R1	1.16	16.0	Thin Wall XLPE Primary Cable	RED	420.0	-	-	-
R1 - 30	-	-	CX14FU	3510366 R1	1.16	16.0	Thin Wall XLPE Primary Cable	RED	420.0	-	-	-
R1 - 30	-	-	EM14BLT	3510367 R1	1.91	14.0	Thin Wall XLPE Primary Cable	RED	420.0	-	-	-
R1 - 30	-	-	GN14BLT	3510367 R1	1.91	14.0	Thin Wall XLPE Primary Cable	RED	420.0	-	-	-

Name	Terminal Part Number	V-Min	Name	Wire Part Number	Wire CSA	Wire Spec	Wire Material description	Wire Color Description	Wire Length	End2 Terminal Part Number	End2 Pin Name	End2 Connector
R1 - 85	-	-	CX58B	3510304 R1	0.53	20.0	Thin Wall XLPE Primary Cable	BROWN	1700.0	-	-	-
R1 - 85	-	-	CW58B	3510304 R1	0.53	20.0	Thin Wall XLPE Primary Cable	BROWN	1700.0	-	-	-
R1 - 85	-	-	EM13BLT	3510323 R1	0.79	18.0	Thin Wall XLPE Primary Cable	PINK	1070.0	-	4	A02-111 7M
R1 - 85	-	-	GN13BLT	3510323 R1	0.79	18.0	Thin Wall XLPE Primary Cable	PINK	1070.0	-	4	A02-111 7M
R1 - 86	-	-	CX11-GFU	3510358 R1	0.53	20.0	Thin Wall XLPE Primary Cable	WHITE	2550.0	-	-	-
R1 - 86	-	-	CW11-GFU	3510358 R1	0.53	20.0	Thin Wall XLPE Primary Cable	WHITE	2550.0	-	-	-
R1 - 86	-	-	GN13-GBM	2643764 R1	0.53	20.0	Std. Wall XLPE Primary Cable	WHITE	1330.0	-	X	-
R1 - 86	-	-	EM13-GBM	2643764 R1	0.53	20.0	Std. Wall XLPE Primary Cable	WHITE	1330.0	-	X	-

Name	Terminal Part Number	V-Min	Name	Wire Part Number	Wire CSA	Wire Spec	Wire Material description	Wire Color Description	Wire Length	End2 Terminal Part Number	End2 Pin Name	End2 Connector
R1 - 87	-	-	CW58C	3510306 R1	1.16	16.0	Thin Wall XLPE Primary Cable	BROWN	4190.0	-	A	1906
R1 - 87	-	-	CX58C	3510306 R1	1.16	16.0	Thin Wall XLPE Primary Cable	BROWN	3560.0	-	19	5000A
R1 - 87	-	-	GN58BLT	3510306 R1	1.16	16.0	Thin Wall XLPE Primary Cable	BROWN	4190.0	-	A	5118
R1 - 87	-	-	EM58BLT	3510307 R1	1.91	14.0	Thin Wall XLPE Primary Cable	BROWN	3560.0	-	19	5000A
R2-30	-	-	CD14SAC	3510368 R1	3.01	12.0	Thin Wall XLPE Primary Cable	RED	430.0	-	-	-
R2-30	-	-	CE14SAC	3510368 R1	3.01	12.0	Thin Wall XLPE Primary Cable	RED	430.0	-	-	-
R2-85	-	-	CE14SAB	3510365 R1	0.79	18.0	Thin Wall XLPE Primary Cable	RED	1055.0	-	-	-
R2-85	-	-	CD14SAB	3510365 R1	0.79	18.0	Thin Wall XLPE Primary Cable	RED	1055.0	-	4	A02-111 2M

Name	Terminal Part Number	V-Min	Name	Wire Part Number	Wire CSA	Wire Spec	Wire Material description	Wire Color Description	Wire Length	End2 Terminal Part Number	End2 Pin Name	End2 Connector
R2-85	-	-	CE14SAB	3510365 R1	0.79	18.0	Thin Wall XLPE Primary Cable	RED	1055.0	-	4	A02-1112M
R2-86	-	-	CD14-GSB	3510358 R1	0.53	20.0	Thin Wall XLPE Primary Cable	WHITE	670.0	-	X	-
R2-86	-	-	CE14-GSB	3510358 R1	0.53	20.0	Thin Wall XLPE Primary Cable	WHITE	670.0	-	X	-
R2-87	-	-	GF14SAD	3510302 R1	3.01	12.0	Thin Wall XLPE Primary Cable	LIGHT GREEN	245.0	-	A	A02-1940
R2-87	-	-	GH14SAF	3510343 R1	1.91	14.0	Thin Wall XLPE Primary Cable	LIGHT BLUE	3560.0	-	30	5000A
R2-87	-	-	GD14SAH	3510343 R1	1.91	14.0	Thin Wall XLPE Primary Cable	LIGHT BLUE	3560.0	-	30	5000A
R2-87	-	-	GB14SAG	3510302 R1	3.01	12.0	Thin Wall XLPE Primary Cable	LIGHT GREEN	245.0	-	A	A02-1940
R3-30	-	-	BL70J	3510368 R1	3.01	12.0	Thin Wall XLPE Primary Cable	RED	415.0	-	R5-30	1012

Name	Terminal Part Number	V-Min	Name	Wire Part Number	Wire CSA	Wire Spec	Wire Material description	Wire Color Description	Wire Length	End2 Terminal Part Number	End2 Pin Name	End2 Connect or
R3-85	-	-	BL70-GT	3510359 R1	0.79	18.0	Thin Wall XLPE Primary Cable	WHITE	1415.0	-	R5-85	1012
R3-86	-	-	BL70C	3510365 R1	0.79	18.0	Thin Wall XLPE Primary Cable	RED	2090.0	-	-	-
R3-87	-	-	BL70BB	3510368 R1	3.01	12.0	Thin Wall XLPE Primary Cable	RED	1990.0	-	-	-
R4-30	-	-	DY54XV	3510306 R1	1.16	16.0	Thin Wall XLPE Primary Cable	BROWN	420.0	-	-	-
R4-85	-	-	DY54-GXB	3510358 R1	0.53	20.0	Thin Wall XLPE Primary Cable	WHITE	2470.0	-	X	-
R4-86	-	-	DY54XD	3510304 R1	0.53	20.0	Thin Wall XLPE Primary Cable	BROWN	2105.0	-	F16	J4-1601
R4-87	-	-	DY54XB	3510306 R1	1.16	16.0	Thin Wall XLPE Primary Cable	BROWN	100.0	-	X	-
R5-30	-	-	CE14SBC	3510368 R1	3.01	12.0	Thin Wall XLPE Primary Cable	RED	430.0	-	-	-

Name	Terminal Part Number	V-Min	Name	Wire Part Number	Wire CSA	Wire Spec	Wire Material description	Wire Color Description	Wire Length	End2 Terminal Part Number	End2 Pin Name	End2 Connect or
R5-85	-	-	CE14SBB	3510365 R1	0.79	18.0	Thin Wall XLPE Primary Cable	RED	1055.0	-	4	A02-111 3M
R5-86	-	-	CE14-GSD	3510358 R1	0.53	20.0	Thin Wall XLPE Primary Cable	WHITE	670.0	-	X	-
R5-87	-	-	CE14SBD	3510302 R1	3.01	12.0	Thin Wall XLPE Primary Cable	LIGHT GREEN	320.0	-	A	A02-1941

Connector Name	1014
Part Number	3768010C1
Instances	LT/RH/LoneStar - X15 - Starter Interlock (BCM LSD Controlled w/ Relay)_EATON XMSN:Diagram1 LT/RH/LoneStar - X15 - Starter Interlocks (Service Brake Interlock):Diagram1 LT/RH/LoneStar - X15/A26 - Telematics (TRIPMASTER DAYCAB):Diagram1 LT/RH/LoneStar - X15/A26 - Telematics (TRIPMASTER SLEEPER):Diagram1 Relays - Grid Management (N/Load Shed Day Cab):Diagram1 Relays - Grid Management (W/Load Shed Day Cab):Diagram1 Relays - Grid Management (W/Load Shed Sleeper Cab):Diagram1

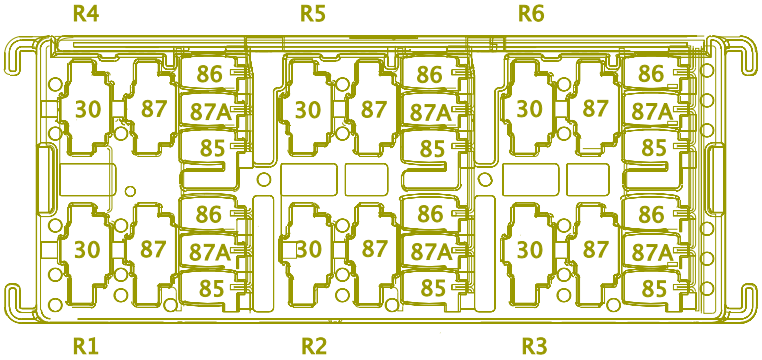

Name	Terminal Part Number	V-Min	Name	Wire Part Number	Wire CSA	Wire Spec	Wire Material description	Wire Color Description	Wire Length	End2 Terminal Part Number	End2 Pin Name	End2 Connector
R1-30	-	-	CG50S	3510335 R1	0.79	18.0	Thin Wall XLPE Primary Cable	YELLOW 2	4255.0	-	K	1970
R1-30	-	-	CF50S	3510335 R1	0.79	18.0	Thin Wall XLPE Primary Cable	YELLOW 2	4605.0	-	A	A02-2TB2
R1-85	-	-	BB53AC	3510335 R1	0.79	18.0	Thin Wall XLPE Primary Cable	YELLOW 2	1815.0	-	X	-
R1-86	-	-	CG53-G	3510358 R1	0.53	20.0	Thin Wall XLPE Primary Cable	WHITE	1955.0	-	-	-

Name	Terminal Part Number	V-Min	Name	Wire Part Number	Wire CSA	Wire Spec	Wire Material description	Wire Color Description	Wire Length	End2 Terminal Part Number	End2 Pin Name	End2 Connector
R1-86	-	-	CF53-G	3510358 R1	0.53	20.0	Thin Wall XLPE Primary Cable	WHITE	2270.0	-	X	-
R1-87	-	-	BB53AB	3510334 R1	0.53	20.0	Thin Wall XLPE Primary Cable	YELLOW 2	1815.0	-	X	-
R1-87A	-	-	BB52AB	3510335 R1	0.79	18.0	Thin Wall XLPE Primary Cable	YELLOW 2	1845.0	-	X	-
R2-30	-	-	AZ14A	3510365 R1	0.79	18.0	Thin Wall XLPE Primary Cable	RED	390.0	-	-	-
R2-85	-	-	AZ92B	3510329 R1	0.79	18.0	Thin Wall XLPE Primary Cable	TAN	3070.0	-	28	1703M
R2-86	-	-	AZ92-GC	3510358 R1	0.53	20.0	Thin Wall XLPE Primary Cable	WHITE	3070.0	-	21	1703M
R2-87	-	-	AZ17B	3510323 R1	0.79	18.0	Thin Wall XLPE Primary Cable	PINK	2635.0	-	M	J6-1606
R4-30	-	-	AL14AS	3510369 R1	4.81	10.0	Thin Wall XLPE Primary Cable	RED	225.0	-	X	-

Name	Terminal Part Number	V-Min	Name	Wire Part Number	Wire CSA	Wire Spec	Wire Material description	Wire Color Description	Wire Length	End2 Terminal Part Number	End2 Pin Name	End2 Connector
R4-85	-	-	6K166BB	3510298 R1	0.53	20.0	Thin Wall XLPE Primary Cable	LIGHT GREEN	305.0	-	X	-
R4-86	-	-	6K9LCC	3510310 R1	0.53	20.0	Thin Wall XLPE Primary Cable	GREY	335.0	-	X	-
R4-87	-	-	YY13N	3510326 R1	3.01	12.0	Thin Wall XLPE Primary Cable	PINK	445.0	-	-	-

Connector Name	1015
Part Number	3768015C1
Instances	Key Switch Ignition:Diagram1
Mates	POWER DISTRIBUTION BOX



Name	Terminal Part Number	V-Min	Name	Wire Part Number	Wire CSA	Wire Spec	Wire Material description	Wire Color Description	Wire Length	End2 Terminal Part Number	End2 Pin Name	End2 Connector
2	-	-	YY13PA	3510326 R1	3.01	12.0	Thin Wall XLPE Primary Cable	PINK	240.0	-	X	-
5	-	-	CT13EE	3510323 R1	0.79	18.0	Thin Wall XLPE Primary Cable	PINK	3580.0	-	-	-
5	-	-	KC13EE	3510324 R1	1.16	16.0	Thin Wall XLPE Primary Cable	PINK	835.0	-	-	-
5	-	-	CK13EE	3510323 R1	0.79	18.0	Thin Wall XLPE Primary Cable	PINK	3580.0	-	-	-

Name	Terminal Part Number	V-Min	Name	Wire Part Number	Wire CSA	Wire Spec	Wire Material description	Wire Color Description	Wire Length	End2 Terminal Part Number	End2 Pin Name	End2 Connector
5	-	-	MB13EE	3510324 R1	1.16	16.0	Thin Wall XLPE Primary Cable	PINK	4510.0	-	-	-
5	-	-	CP13EE	3510323 R1	0.79	18.0	Thin Wall XLPE Primary Cable	PINK	4310.0	-	-	-
5	-	-	KL13B	3510323 R1	0.79	18.0	Thin Wall XLPE Primary Cable	PINK	4310.0	-	-	-
5	-	-	PH13EE	3510323 R1	0.79	18.0	Thin Wall XLPE Primary Cable	PINK	4310.0	-	-	-
5	-	-	CF13SD1	3510323 R1	0.79	18.0	Thin Wall XLPE Primary Cable	PINK	535.0	-	X	-
5	-	-	CG13SD1	3510323 R1	0.79	18.0	Thin Wall XLPE Primary Cable	PINK	535.0	-	X	-
6	-	-	AA87C	3510311 R1	0.79	18.0	Thin Wall XLPE Primary Cable	GREY	2075.0	-	-	-
7	-	-	YY13FF	3510323 R1	0.79	18.0	Thin Wall XLPE Primary Cable	PINK	395.0	-	-	-

Name	Terminal Part Number	V-Min	Name	Wire Part Number	Wire CSA	Wire Spec	Wire Material description	Wire Color Description	Wire Length	End2 Terminal Part Number	End2 Pin Name	End2 Connector
8	-	-	CP98F	3510328 R1	0.53	20.0	Thin Wall XLPE Primary Cable	TAN	1640.0	-	-	-
8	-	-	CT98F	3510328 R1	0.53	20.0	Thin Wall XLPE Primary Cable	TAN	1640.0	-	-	-
8	-	-	MB98F	3510328 R1	0.53	20.0	Thin Wall XLPE Primary Cable	TAN	1640.0	-	-	-
8	-	-	MJ98F	3510328 R1	0.53	20.0	Thin Wall XLPE Primary Cable	TAN	1640.0	-	-	-
8	-	-	12L13AB	-	0.0	18.0	-	PINK	0.0	-	-	-
10	-	-	YY13PB	3510326 R1	3.01	12.0	Thin Wall XLPE Primary Cable	PINK	240.0	-	X	-
13	-	-	LM971G	3510322 R1	0.53	20.0	Thin Wall XLPE Primary Cable	PINK	1330.0	-	-	-
14	-	-	HC105	3510299 R1	0.79	18.0	Thin Wall XLPE Primary Cable	LIGHT GREEN	3950.0	-	-	-
15	-	-	BJ71	3510318 R1	1.16	16.0	Thin Wall XLPE Primary Cable	ORANGE	395.0	-	-	-

Name	Terminal Part Number	V-Min	Name	Wire Part Number	Wire CSA	Wire Spec	Wire Material description	Wire Color Description	Wire Length	End2 Terminal Part Number	End2 Pin Name	End2 Connector
15	-	-	3T71	3510318 R1	1.16	16.0	Thin Wall XLPE Primary Cable	ORANGE	330.0	-	-	-
15	-	-	GM71	3510318 R1	1.16	16.0	Thin Wall XLPE Primary Cable	ORANGE	330.0	-	-	-
15	-	-	BP71AA	3510318 R1	1.16	16.0	Thin Wall XLPE Primary Cable	ORANGE	3125.0	-	-	-
16	-	-	AA13D	3510323 R1	0.79	18.0	Thin Wall XLPE Primary Cable	PINK	2050.0	-	-	-
18	-	-	YY13PC	3510326 R1	3.01	12.0	Thin Wall XLPE Primary Cable	PINK	240.0	-	X	-
21	-	-	RW22AA	3510324 R1	1.16	16.0	Thin Wall XLPE Primary Cable	PINK	2075.0	-	-	-
22	-	-	DD78RP	3510300 R1	1.16	16.0	Thin Wall XLPE Primary Cable	LIGHT GREEN	395.0	-	-	-
22	-	-	JA78RP	3510300 R1	1.16	16.0	Thin Wall XLPE Primary Cable	LIGHT GREEN	395.0	-	-	-

Name	Terminal Part Number	V-Min	Name	Wire Part Number	Wire CSA	Wire Spec	Wire Material description	Wire Color Description	Wire Length	End2 Terminal Part Number	End2 Pin Name	End2 Connector
23	-	-	AA13EA	3510323 R1	0.79	18.0	Thin Wall XLPE Primary Cable	PINK	1640.0	-	-	-
24	-	-	AZ13A	2643752 R1	1.16	16.0	Std. Wall XLPE Primary Cable	PINK	3125.0	-	-	-
24	-	-	GY92#16 3A	3510324 R1	1.16	16.0	Thin Wall XLPE Primary Cable	PINK	3125.0	-	-	-
24	-	-	AZ92#16 3A	3510324 R1	1.16	16.0	Thin Wall XLPE Primary Cable	PINK	3184.0	-	-	-
26	-	-	YY13PD	3510326 R1	3.01	12.0	Thin Wall XLPE Primary Cable	PINK	240.0	-	X	-
29	-	-	YC67A	3510323 R1	0.79	18.0	Thin Wall XLPE Primary Cable	PINK	2075.0	-	-	-
30	-	-	RT39A	3510312 R1	1.16	16.0	Thin Wall XLPE Primary Cable	GREY	2155.0	-	-	-
31	-	-	JL116M	3510311 R1	0.79	18.0	Thin Wall XLPE Primary Cable	GREY	2155.0	-	-	-

Name	Terminal Part Number	V-Min	Name	Wire Part Number	Wire CSA	Wire Spec	Wire Material description	Wire Color Description	Wire Length	End2 Terminal Part Number	End2 Pin Name	End2 Connector
32	-	-	EH97F	3510348 R1	1.16	16.0	Thin Wall XLPE Primary Cable	VIOLET	3125.0	-	-	-
34	-	-	YY13PE	3510326 R1	3.01	12.0	Thin Wall XLPE Primary Cable	PINK	240.0	-	X	-
37	-	-	3A94V	2643782 R1	1.91	14.0	Std. Wall XLPE Primary Cable	GREY	2935.0	-	-	-
37	-	-	GS94V	2643782 R1	1.91	14.0	Std. Wall XLPE Primary Cable	GREY	2935.0	-	-	-
37	-	-	XY94V	3510311 R1	0.79	18.0	Thin Wall XLPE Primary Cable	GREY	2820.0	-	-	-
38	-	-	RT39	3510312 R1	1.16	16.0	Thin Wall XLPE Primary Cable	GREY	2155.0	-	-	-
39	-	-	YD67TA	3510323 R1	0.79	18.0	Thin Wall XLPE Primary Cable	PINK	2155.0	-	-	-
40	-	-	2V13COG2	3510324 R1	1.16	16.0	Thin Wall XLPE Primary Cable	PINK	820.0	-	-	-

Name	Terminal Part Number	V-Min	Name	Wire Part Number	Wire CSA	Wire Spec	Wire Material description	Wire Color Description	Wire Length	End2 Terminal Part Number	End2 Pin Name	End2 Connector
40	-	-	RV13COG2	3510324 R1	1.16	16.0	Thin Wall XLPE Primary Cable	PINK	820.0	-	-	-
40	-	-	YH13AC	3510324 R1	1.16	16.0	Thin Wall XLPE Primary Cable	PINK	2135.0	-	-	-
40	-	-	SG13COG	3510324 R1	1.16	16.0	Thin Wall XLPE Primary Cable	PINK	2135.0	-	-	-
40	-	-	CS67A	3510324 R1	1.16	16.0	Thin Wall XLPE Primary Cable	PINK	290.0	-	-	-
40	-	-	EF13COG	3510325 R1	1.91	14.0	Thin Wall XLPE Primary Cable	PINK	502.0	-	-	-

Connector Name 1016

Part Number 4100070C1

Instances Relays - Grid Management (N/Load Shed Day Cab):Diagram1
Relays - Grid Management (W/Load Shed Day Cab):Diagram1
Relays - Grid Management (W/Load Shed Sleeper Cab):Diagram1

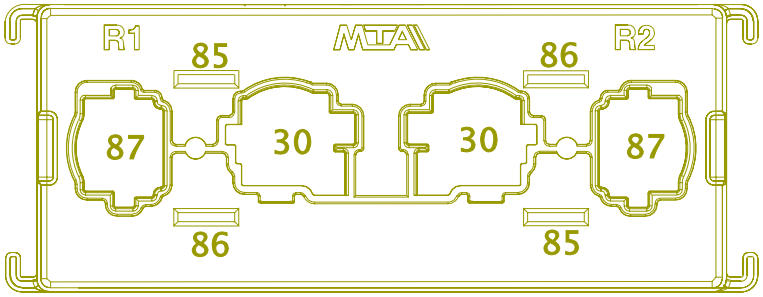

Name	Terminal Part Number	V-Min	Name	Wire Part Number	Wire CSA	Wire Spec	Wire Material description	Wire Color Description	Wire Length	End2 Terminal Part Number	End2 Pin Name	End2 Connector
R1-30	-	-	AL14K	3525611 R1	7.48	8.0	Thin Wall XLPE Primary Cable	RED	395.0	-	X	-
R1-85	-	-	AH166AA	3510298 R1	0.53	20.0	Thin Wall XLPE Primary Cable	LIGHT GREEN	2710.0	-	W	J6-1606
R1-85	-	-	AG166BAA	3510298 R1	0.53	20.0	Thin Wall XLPE Primary Cable	LIGHT GREEN	2165.0	-	X	-
R1-86	-	-	AH166A	3510298 R1	0.53	20.0	Thin Wall XLPE Primary Cable	LIGHT GREEN	2710.0	-	J	J6-1606

Name	Terminal Part Number	V-Min	Name	Wire Part Number	Wire CSA	Wire Spec	Wire Material description	Wire Color Description	Wire Length	End2 Terminal Part Number	End2 Pin Name	End2 Connector
R1-86	-	-	AG166AA	3510298 R1	0.53	20.0	Thin Wall XLPE Primary Cable	LIGHT GREEN	2580.0	-	X	-
R1-87	-	-	AL14KA	3525611 R1	7.48	8.0	Thin Wall XLPE Primary Cable	RED	415.0	-	-	-
R2-30	-	-	AL14G	3525611 R1	7.48	8.0	Thin Wall XLPE Primary Cable	RED	300.0	-	X	-
R2-85	-	-	6K166BA	3510298 R1	0.53	20.0	Thin Wall XLPE Primary Cable	LIGHT GREEN	380.0	-	X	-
R2-86	-	-	AA166-G	3510310 R1	0.53	20.0	Thin Wall XLPE Primary Cable	GREY	1370.0	-	-	-
R2-87	-	-	YY13P	2643795 R1	7.48	8.0	Std. Wall XLPE Primary Cable	PINK	110.0	-	-	-

Connector Name	1017
Part Number	3768015C1
Instances	Battery Feed:Diagram1 Key Switch Accessory:Diagram1 LT/RH/LoneStar - X15/A26 - Mobile Communications Sensor Wiring Effects for Trailer TRAC:Diagram1 LT/RH/LoneStar - X15/A26 - Mobile Communications Sensor Wiring Effects for Trailer TRAC:Diagram2 LT/RH/LoneStar - X15/A26 - No Idle HVAC - TRI-PAC Prewire:Diagram1 LT/RH/LoneStar - X15/A26 - Special Power Distribution:Diagram1
Mates	POWER DISTRIBUTION BOX



Name	Terminal Part Number	V-Min	Name	Wire Part Number	Wire CSA	Wire Spec	Wire Material description	Wire Color Description	Wire Length	End2 Terminal Part Number	End2 Pin Name	End2 Connector
2	-	-	NJ14S	3510365 R1	0.79	18.0	Thin Wall XLPE Primary Cable	RED	95.0	-	X	-
3	-	-	HF94TT2	3510311 R1	0.79	18.0	Thin Wall XLPE Primary Cable	GREY	260.0	-	-	-
3	-	-	HG94TT2	3510311 R1	0.79	18.0	Thin Wall XLPE Primary Cable	GREY	260.0	-	-	-
3	-	-	HF94TT2	3510311 R1	0.79	18.0	Thin Wall XLPE Primary Cable	GREY	260.0	-	X	-

Name	Terminal Part Number	V-Min	Name	Wire Part Number	Wire CSA	Wire Spec	Wire Material description	Wire Color Description	Wire Length	End2 Terminal Part Number	End2 Pin Name	End2 Connector
3	-	-	HG94TT2	3510311 R1	0.79	18.0	Thin Wall XLPE Primary Cable	GREY	260.0	-	X	-
4	-	-	DK14TRIA	3510366 R1	1.16	16.0	Thin Wall XLPE Primary Cable	RED	1062.0	-	1	A02-1116M
4	-	-	DK14TRIA	3510366 R1	1.16	16.0	Thin Wall XLPE Primary Cable	RED	1062.0	-	-	-
6	-	-	NJ14KBB	3510365 R1	0.79	18.0	Thin Wall XLPE Primary Cable	RED	2780.0	-	-	-
7	-	-	HG94TT	3510311 R1	0.79	18.0	Thin Wall XLPE Primary Cable	GREY	4370.0	-	-	-
7	-	-	HF94TT	3510311 R1	0.79	18.0	Thin Wall XLPE Primary Cable	GREY	3420.0	-	-	-
7	-	-	HF94TT	3510311 R1	0.79	18.0	Thin Wall XLPE Primary Cable	GREY	3420.0	-	A	5758F
7	-	-	HG94TT	3510311 R1	0.79	18.0	Thin Wall XLPE Primary Cable	GREY	4370.0	-	A	A02-5759F

Name	Terminal Part Number	V-Min	Name	Wire Part Number	Wire CSA	Wire Spec	Wire Material description	Wire Color Description	Wire Length	End2 Terminal Part Number	End2 Pin Name	End2 Connect or
8	-	-	DK14TRI	2643760 R1	1.16	16.0	Std. Wall XLPE Primary Cable	RED	3485.0	-	A	5754
8	-	-	DK14TRI	2643760 R1	1.16	16.0	Std. Wall XLPE Primary Cable	RED	3485.0	-	-	-
10	-	-	AL14KAA	3510368 R1	3.01	12.0	Thin Wall XLPE Primary Cable	RED	95.0	-	X	-
13	-	-	RF14AA	3510322 R1	0.53	20.0	Thin Wall XLPE Primary Cable	PINK	1740.0	-	-	-
13	-	-	4Z14A	3510365 R1	0.79	18.0	Thin Wall XLPE Primary Cable	RED	0.0	-	-	-
14	-	-	AD86C	3510301 R1	1.91	14.0	Thin Wall XLPE Primary Cable	LIGHT GREEN	1050.0	-	-	-
15	-	-	AA63BD	3510311 R1	0.79	18.0	Thin Wall XLPE Primary Cable	GREY	1965.0	-	-	-
16	-	-	BC63JK	3510353 R1	0.79	18.0	Thin Wall XLPE Primary Cable	DARK BLUE	200.0	-	-	-

Name	Terminal Part Number	V-Min	Name	Wire Part Number	Wire CSA	Wire Spec	Wire Material description	Wire Color Description	Wire Length	End2 Terminal Part Number	End2 Pin Name	End2 Connector
17	-	-	AL14KAB	3510368 R1	3.01	12.0	Thin Wall XLPE Primary Cable	RED	95.0	-	X	-
18	-	-	AL14KAC	3510368 R1	3.01	12.0	Thin Wall XLPE Primary Cable	RED	95.0	-	X	-
19	-	-	AL14KAD	3510368 R1	3.01	12.0	Thin Wall XLPE Primary Cable	RED	95.0	-	X	-
20	-	-	AL14KAE	3510368 R1	3.01	12.0	Thin Wall XLPE Primary Cable	RED	95.0	-	X	-
21	-	-	DR19V	3510313 R1	1.91	14.0	Thin Wall XLPE Primary Cable	GREY	315.0	-	-	-
22	-	-	CC14SC	3510368 R1	3.01	12.0	Thin Wall XLPE Primary Cable	RED	405.0	-	-	-
23	-	-	CB84B	3510301 R1	1.91	14.0	Thin Wall XLPE Primary Cable	LIGHT GREEN	100.0	-	-	-
23	-	-	CL84	3510301 R1	1.91	14.0	Thin Wall XLPE Primary Cable	LIGHT GREEN	100.0	-	-	-

Name	Terminal Part Number	V-Min	Name	Wire Part Number	Wire CSA	Wire Spec	Wire Material description	Wire Color Description	Wire Length	End2 Terminal Part Number	End2 Pin Name	End2 Connector
23	-	-	CA84	3510301 R1	1.91	14.0	Thin Wall XLPE Primary Cable	LIGHT GREEN	1150.0	-	-	-
24	-	-	CX14FU	3510366 R1	1.16	16.0	Thin Wall XLPE Primary Cable	RED	420.0	-	-	-
24	-	-	EM14BLT	3510367 R1	1.91	14.0	Thin Wall XLPE Primary Cable	RED	420.0	-	-	-
24	-	-	CW14FU	3510366 R1	1.16	16.0	Thin Wall XLPE Primary Cable	RED	420.0	-	-	-
24	-	-	GN14BLT	3510367 R1	1.91	14.0	Thin Wall XLPE Primary Cable	RED	420.0	-	-	-
26	-	-	AB12MA	3510344 R1	3.01	12.0	Thin Wall XLPE Primary Cable	LIGHT BLUE	215.0	-	X	-
29	-	-	4Z12A	3510341 R1	0.79	18.0	Thin Wall XLPE Primary Cable	LIGHT BLUE	0.0	-	-	-
31	-	-	DY54XV	3510306 R1	1.16	16.0	Thin Wall XLPE Primary Cable	BROWN	420.0	-	-	-

Name	Terminal Part Number	V-Min	Name	Wire Part Number	Wire CSA	Wire Spec	Wire Material description	Wire Color Description	Wire Length	End2 Terminal Part Number	End2 Pin Name	End2 Connect or
32	-	-	EM13BL1	3510322 R1	0.53	20.0	Thin Wall XLPE Primary Cable	PINK	1000.0	-	-	-
32	-	-	GN13BL1	3510322 R1	0.53	20.0	Thin Wall XLPE Primary Cable	PINK	1000.0	-	-	-
34	-	-	AB12MB	3510344 R1	3.01	12.0	Thin Wall XLPE Primary Cable	LIGHT BLUE	215.0	-	X	-
38	-	-	MR86F	3510299 R1	0.79	18.0	Thin Wall XLPE Primary Cable	LIGHT GREEN	1965.0	-	-	-
39	-	-	BH12A	3510341 R1	0.79	18.0	Thin Wall XLPE Primary Cable	LIGHT BLUE	1840.0	-	-	-
39	-	-	RC12B	3510340 R1	0.53	20.0	Thin Wall XLPE Primary Cable	LIGHT BLUE	1740.0	-	-	-
40	-	-	MR86AE	3510299 R1	0.79	18.0	Thin Wall XLPE Primary Cable	LIGHT GREEN	1750.0	-	-	-
40	-	-	MZ86R	3510298 R1	0.53	20.0	Thin Wall XLPE Primary Cable	LIGHT GREEN	3440.0	-	-	-
40	-	-	NL86AH	3510299 R1	0.79	18.0	Thin Wall XLPE Primary Cable	LIGHT GREEN	1290.0	-	-	-

Connector Name	1018
Part Number	3768015C1
Instances	Battery Feed:Diagram1 Key Switch Ignition:Diagram1
Mates	POWER DISTRIBUTION BOX



Name	Terminal Part Number	V-Min	Name	Wire Part Number	Wire CSA	Wire Spec	Wire Material description	Wire Color Description	Wire Length	End2 Terminal Part Number	End2 Pin Name	End2 Connector
3	-	-	AL14AC	3510368 R1	3.01	12.0	Thin Wall XLPE Primary Cable	RED	135.0	-	X	-
4	-	-	AL14AD	3510368 R1	3.01	12.0	Thin Wall XLPE Primary Cable	RED	135.0	-	X	-
7	-	-	ZJ98P	3510365 R1	0.79	18.0	Thin Wall XLPE Primary Cable	RED	1820.0	-	-	-
7	-	-	4Z13A	3510323 R1	0.79	18.0	Thin Wall XLPE Primary Cable	PINK	0.0	-	-	-

Name	Terminal Part Number	V-Min	Name	Wire Part Number	Wire CSA	Wire Spec	Wire Material description	Wire Color Description	Wire Length	End2 Terminal Part Number	End2 Pin Name	End2 Connector
8	-	-	4A74RA	3510302 R1	3.01	12.0	Thin Wall XLPE Primary Cable	LIGHT GREEN	630.0	-	-	-
8	-	-	TP14WA	2643759 R1	0.79	18.0	Std. Wall XLPE Primary Cable	RED	0.0	-	-	-
11	-	-	AL14AE	3510368 R1	3.01	12.0	Thin Wall XLPE Primary Cable	RED	135.0	-	X	-
12	-	-	AL14AF	3510368 R1	3.01	12.0	Thin Wall XLPE Primary Cable	RED	135.0	-	X	-
15	-	-	CD14SAC	3510368 R1	3.01	12.0	Thin Wall XLPE Primary Cable	RED	430.0	-	-	-
15	-	-	CE14SAC	3510368 R1	3.01	12.0	Thin Wall XLPE Primary Cable	RED	430.0	-	-	-
16	-	-	CE14SBC	3510368 R1	3.01	12.0	Thin Wall XLPE Primary Cable	RED	430.0	-	-	-
18	-	-	AL14AB	3510368 R1	3.01	12.0	Thin Wall XLPE Primary Cable	RED	135.0	-	X	-

Name	Terminal Part Number	V-Min	Name	Wire Part Number	Wire CSA	Wire Spec	Wire Material description	Wire Color Description	Wire Length	End2 Terminal Part Number	End2 Pin Name	End2 Connector
21	-	-	AA73C	3510298 R1	0.53	20.0	Thin Wall XLPE Primary Cable	LIGHT GREEN	2525.0	-	-	-
21	-	-	1A73C	-	0.0	20.0	-	LIGHT GREEN	0.0	-	-	-
22	-	-	CE14S	3510365 R1	0.79	18.0	Thin Wall XLPE Primary Cable	RED	930.0	-	-	-
22	-	-	CD14SA	3510364 R1	0.53	20.0	Thin Wall XLPE Primary Cable	RED	1145.0	-	-	-
22	-	-	BL70J	3510368 R1	3.01	12.0	Thin Wall XLPE Primary Cable	RED	415.0	-	-	-
22	-	-	BG70JA	3510368 R1	3.01	12.0	Thin Wall XLPE Primary Cable	RED	415.0	-	-	-
23	-	-	FR72E	3510317 R1	0.79	18.0	Thin Wall XLPE Primary Cable	ORANGE	2095.0	-	-	-
24	-	-	DW14Z	3510366 R1	1.16	16.0	Thin Wall XLPE Primary Cable	RED	1475.0	-	-	-
26	-	-	YY13PF	3510326 R1	3.01	12.0	Thin Wall XLPE Primary Cable	PINK	260.0	-	X	-

Name	Terminal Part Number	V-Min	Name	Wire Part Number	Wire CSA	Wire Spec	Wire Material description	Wire Color Description	Wire Length	End2 Terminal Part Number	End2 Pin Name	End2 Connector
29	-	-	5E13AB	3510323 R1	0.79	18.0	Thin Wall XLPE Primary Cable	PINK	785.0	-	-	-
30	-	-	3F13AA	3510323 R1	0.79	18.0	Thin Wall XLPE Primary Cable	PINK	2175.0	-	-	-
31	-	-	6D13E	3510324 R1	1.16	16.0	Thin Wall XLPE Primary Cable	PINK	3145.0	-	-	-
31	-	-	WM13ARB	3510323 R1	0.79	18.0	Thin Wall XLPE Primary Cable	PINK	3214.0	-	-	-

Connector Name	1018
Part Number	3768015C1
Instances	Key Switch Ignition:Diagram1
Mates	Fuse 5A B9-V



Name	Terminal Part Number	V-Min	Name	Wire Part Number	Wire CSA	Wire Spec	Wire Material description	Wire Color Description	Wire Length	End2 Terminal Part Number	End2 Pin Name	End2 Connector
34	-	-	YY13N	3510326 R1	3.01	12.0	Thin Wall XLPE Primary Cable	PINK	445.0	-	-	-
37	-	-	DW13Z	3510324 R1	1.16	16.0	Thin Wall XLPE Primary Cable	PINK	1475.0	-	-	-
38	-	-	CA13UA	3510322 R1	0.53	20.0	Thin Wall XLPE Primary Cable	PINK	1310.0	-	-	-
38	-	-	CL13U	3510323 R1	0.79	18.0	Thin Wall XLPE Primary Cable	PINK	225.0	-	-	-

Name	Terminal Part Number	V-Min	Name	Wire Part Number	Wire CSA	Wire Spec	Wire Material description	Wire Color Description	Wire Length	End2 Terminal Part Number	End2 Pin Name	End2 Connector
38	-	-	CB13U	3510323 R1	0.79	18.0	Thin Wall XLPE Primary Cable	PINK	225.0	-	-	-
39	-	-	DK13TRIB	2643752 R1	1.16	16.0	Std. Wall XLPE Primary Cable	PINK	1085.0	-	-	-
40	-	-	3S13UC	3510322 R1	0.53	20.0	Thin Wall XLPE Primary Cable	PINK	1210.0	-	-	-

Connector Name 1018
Part Number 3768015C1
Instances Key Switch Ignition:Diagram1



Name	Terminal Part Number	V-Min	Name	Wire Part Number	Wire CSA	Wire Spec	Wire Material description	Wire Color Description	Wire Length	End2 Terminal Part Number	End2 Pin Name	End2 Connector
32	-	-	TP13WA	2643794 R1	0.79	18.0	Std. Wall XLPE Primary Cable	PINK	0.0	-	-	-

Connector Name	101
Part Number	2241337C1
Instances	LT/RH - A26 - Underhood PDM:Diagram 1
Mates	BUS-UNDERHOOD_PDM_CLEAN

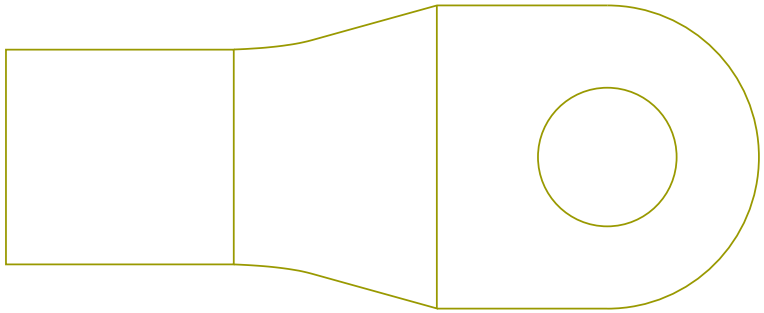

Name	Terminal Part Number	V-Min	Name	Wire Part Number	Wire CSA	Wire Spec	Wire Material description	Wire Color Description	Wire Length	End2 Terminal Part Number	End2 Pin Name	End2 Connect or
A	-	-	AA14A	-	0.0	4.0	-	RED	0.0	-	X	-

Connector Name	102B
Part Number	3756780C1
Short Description	INVERTER INTERCONNECT
Instances	LT/RH/LoneStar - X15/A26 - DC/AC Inverter (1200W W/switch control):Diagram1 LT/RH/LoneStar - X15/A26 - DC/AC Inverter (1800W):Diagram1
Mates	102B

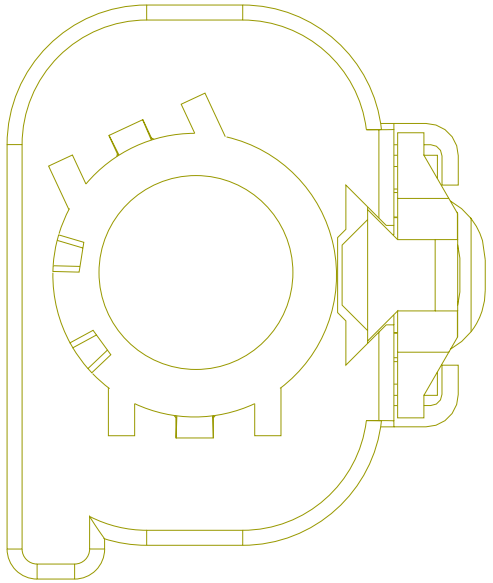

Name	Terminal Part Number	V-Min	Name	Wire Part Number	Wire CSA	Wire Spec	Wire Material description	Wire Color Description	Wire Length	End2 Terminal Part Number	End2 Pin Name	End2 Connect or
1	-	-	N10G	2643789 R1	7.48	8.0	Std. Wall XLPE Primary Cable	WHITE	580.0	-	1	N01-4006

Connector Name	102B
Part Number	3756781C1
Short Description	INVERTER INTERCONNECT
Instances	LT/RH/LoneStar - X15/A26 - DC/AC Inverter (1200W W/switch control):Diagram1 LT/RH/LoneStar - X15/A26 - DC/AC Inverter (1800W):Diagram1
Mates	102B



Name	Terminal Part Number	V-Min	Name	Wire Part Number	Wire CSA	Wire Spec	Wire Material description	Wire Color Description	Wire Length	End2 Terminal Part Number	End2 Pin Name	End2 Connect or
1	-	-	N10G	2643789 R1	7.48	8.0	Std. Wall XLPE Primary Cable	WHITE	580.0	-	-	-

Connector Name	1020
Part Number	4063041C1
Instances	LT/RH/LoneStar - X15/A26 - Instrument Cluster (Premium):Diagram1
Mates	MODU-CDC-0004-00-04A

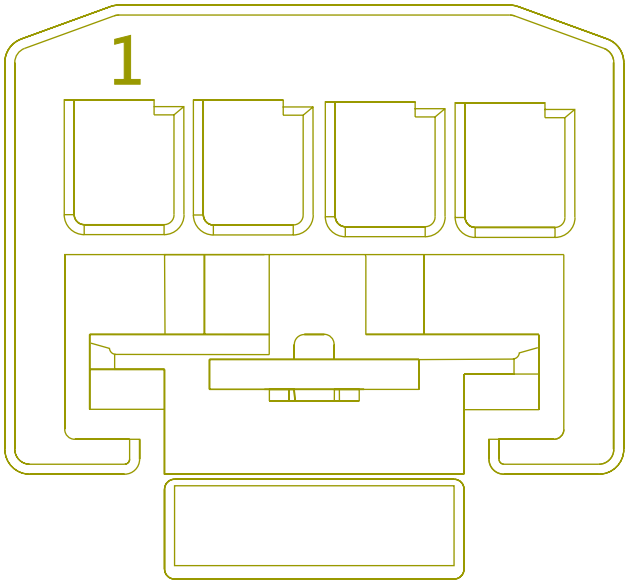

Name	Terminal Part Number	V-Min	Name	Wire Part Number	Wire CSA	Wire Spec	Wire Material description	Wire Color Description	Wire Length	End2 Terminal Part Number	End2 Pin Name	End2 Connector
1	-	-	AK28A	3510328 R1	0.53	20.0	Thin Wall XLPE Primary Cable	TAN	1160.0	-	A9	J7-1607
2	-	-	AK9CDC	3510310 R1	0.53	20.0	Thin Wall XLPE Primary Cable	GREY	835.0	-	-	-
3	-	-	AK62F	3510352 R1	0.53	20.0	Thin Wall XLPE Primary Cable	DARK BLUE	895.0	-	-	-
4	-	-	AK11-GKF	3510358 R1	0.53	20.0	Thin Wall XLPE Primary Cable	WHITE	1135.0	-	-	-

Connector Name	1022
Part Number	3613769C1
Instances	LT/RH/LoneStar - X15/A26 - Ground Splice Packs - 1022 & 1023:Diagram1
Mates	SP-Ground_1-0003-00-10-A0



Name	Terminal Part Number	V-Min	Name	Wire Part Number	Wire CSA	Wire Spec	Wire Material description	Wire Color Description	Wire Length	End2 Terminal Part Number	End2 Pin Name	End2 Connector
1	-	-	RA11-GBA	3510361 R1	1.91	14.0	Thin Wall XLPE Primary Cable	WHITE	275.0	-	X	-
1	-	-	RB11-GBA	3510361 R1	1.91	14.0	Thin Wall XLPE Primary Cable	WHITE	275.0	-	X	-
2	-	-	YH11-GC	3510361 R1	1.91	14.0	Thin Wall XLPE Primary Cable	WHITE	835.0	-	-	-
3	-	-	YC67-G	3510359 R1	0.79	18.0	Thin Wall XLPE Primary Cable	WHITE	775.0	-	-	-

Name	Terminal Part Number	V-Min	Name	Wire Part Number	Wire CSA	Wire Spec	Wire Material description	Wire Color Description	Wire Length	End2 Terminal Part Number	End2 Pin Name	End2 Connector
4	-	-	DD78-GA	3510360 R1	1.16	16.0	Thin Wall XLPE Primary Cable	WHITE	810.0	-	-	-
5	-	-	DD78-RG	3510358 R1	0.53	20.0	Thin Wall XLPE Primary Cable	WHITE	1415.0	-	-	-
5	-	-	JA79-G	3510358 R1	0.53	20.0	Thin Wall XLPE Primary Cable	WHITE	1415.0	-	-	-
5	-	-	BG70-GTA	3510359 R1	0.79	18.0	Thin Wall XLPE Primary Cable	WHITE	1415.0	-	-	-
5	-	-	BL70-GT	3510359 R1	0.79	18.0	Thin Wall XLPE Primary Cable	WHITE	1415.0	-	-	-
6	-	-	YK67-G	3510359 R1	0.79	18.0	Thin Wall XLPE Primary Cable	WHITE	775.0	-	-	-
7	-	-	CC72-GA	3510358 R1	0.53	20.0	Thin Wall XLPE Primary Cable	WHITE	1415.0	-	-	-
7	-	-	BL12-GCL	3510358 R1	0.53	20.0	Thin Wall XLPE Primary Cable	WHITE	1436.0	-	-	-

Name	Terminal Part Number	V-Min	Name	Wire Part Number	Wire CSA	Wire Spec	Wire Material description	Wire Color Description	Wire Length	End2 Terminal Part Number	End2 Pin Name	End2 Connector
7	-	-	BG12-GCL	3510358 R1	0.53	20.0	Thin Wall XLPE Primary Cable	WHITE	1436.0	-	-	-
8	-	-	HV17-G	3510360 R1	1.16	16.0	Thin Wall XLPE Primary Cable	WHITE	775.0	-	-	-
9	-	-	BG70-GT	3510359 R1	0.79	18.0	Thin Wall XLPE Primary Cable	WHITE	1325.0	-	-	-
9	-	-	BM70-GT	3510358 R1	0.53	20.0	Thin Wall XLPE Primary Cable	WHITE	1325.0	-	-	-
10	-	-	SG11COG	3510360 R1	1.16	16.0	Thin Wall XLPE Primary Cable	WHITE	850.0	-	-	-
10	-	-	2V11-GBP	3510359 R1	0.79	18.0	Thin Wall XLPE Primary Cable	WHITE	396.0	-	-	-
10	-	-	CS11-GBP	3510359 R1	0.79	18.0	Thin Wall XLPE Primary Cable	WHITE	390.0	-	-	-
10	-	-	RV11-GBP	3510359 R1	0.79	18.0	Thin Wall XLPE Primary Cable	WHITE	396.0	-	-	-

Name	Terminal Part Number	V-Min	Name	Wire Part Number	Wire CSA	Wire Spec	Wire Material description	Wire Color Description	Wire Length	End2 Terminal Part Number	End2 Pin Name	End2 Connector
10	-	-	YK11-GBP	3510359 R1	0.79	18.0	Thin Wall XLPE Primary Cable	WHITE	390.0	-	-	-
10	-	-	EF11-GBP	3510359 R1	0.79	18.0	Thin Wall XLPE Primary Cable	WHITE	649.0	-	-	-
11	-	-	5E11-GAR	3510359 R1	0.79	18.0	Thin Wall XLPE Primary Cable	WHITE	2580.0	-	-	-
11	-	-	ZR11-G	3510358 R1	0.53	20.0	Thin Wall XLPE Primary Cable	WHITE	1225.0	-	-	-
11	-	-	WM10ARB	3510359 R1	0.79	18.0	Thin Wall XLPE Primary Cable	WHITE	2307.0	-	-	-
12	-	-	JY11-GA	3510359 R1	0.79	18.0	Thin Wall XLPE Primary Cable	WHITE	530.0	-	X	-
12	-	-	3S11-GUC	3510358 R1	0.53	20.0	Thin Wall XLPE Primary Cable	WHITE	1310.0	-	-	-
13	-	-	ZJ98-G	3510359 R1	0.79	18.0	Thin Wall XLPE Primary Cable	WHITE	500.0	-	-	-
14	-	-	XF11-GX	3510358 R1	0.53	20.0	Thin Wall XLPE Primary Cable	WHITE	425.0	-	-	-

Connector Name	1023
Part Number	3613769C1
Instances	LT/RH/LoneStar - X15/A26 - Ground Splice Packs - 1022 & 1023:Diagram1
Mates	SP-GROUND_2-0003-00-10-A0



Name	Terminal Part Number	V-Min	Name	Wire Part Number	Wire CSA	Wire Spec	Wire Material description	Wire Color Description	Wire Length	End2 Terminal Part Number	End2 Pin Name	End2 Connect or
1	-	-	RA11-GCB	3510361 R1	1.91	14.0	Thin Wall XLPE Primary Cable	WHITE	985.0	-	X	-
1	-	-	RB11-GCB	3510361 R1	1.91	14.0	Thin Wall XLPE Primary Cable	WHITE	985.0	-	X	-
2	-	-	AD11-GCC	3510361 R1	1.91	14.0	Thin Wall XLPE Primary Cable	WHITE	1820.0	-	-	-
2	-	-	AE11-GCC	3510361 R1	1.91	14.0	Thin Wall XLPE Primary Cable	WHITE	1720.0	-	X	-

Name	Terminal Part Number	V-Min	Name	Wire Part Number	Wire CSA	Wire Spec	Wire Material description	Wire Color Description	Wire Length	End2 Terminal Part Number	End2 Pin Name	End2 Connector
2	-	-	3N11-GCF	3510361 R1	1.91	14.0	Thin Wall XLPE Primary Cable	WHITE	1820.0	-	-	-
3	-	-	MM92-GAH	3510359 R1	0.79	18.0	Thin Wall XLPE Primary Cable	WHITE	1125.0	-	-	-
4	-	-	FR11-GB	3510359 R1	0.79	18.0	Thin Wall XLPE Primary Cable	WHITE	1420.0	-	-	-
5	-	-	CN11-GBF	3510358 R1	0.53	20.0	Thin Wall XLPE Primary Cable	WHITE	205.0	-	-	-
5	-	-	CR11-GBF	3510358 R1	0.53	20.0	Thin Wall XLPE Primary Cable	WHITE	205.0	-	-	-
5	-	-	ZY11-GBF	3510358 R1	0.53	20.0	Thin Wall XLPE Primary Cable	WHITE	205.0	-	-	-
6	-	-	MB11-GBE	3510360 R1	1.16	16.0	Thin Wall XLPE Primary Cable	WHITE	2700.0	-	-	-
6	-	-	PH11-GBE	3510359 R1	0.79	18.0	Thin Wall XLPE Primary Cable	WHITE	2500.0	-	-	-

Name	Terminal Part Number	V-Min	Name	Wire Part Number	Wire CSA	Wire Spec	Wire Material description	Wire Color Description	Wire Length	End2 Terminal Part Number	End2 Pin Name	End2 Connector
6	-	-	SJ11-GBE	3510360 R1	1.16	16.0	Thin Wall XLPE Primary Cable	WHITE	960.0	-	-	-
6	-	-	CK11-GBE	3510359 R1	0.79	18.0	Thin Wall XLPE Primary Cable	WHITE	2990.0	-	-	-
6	-	-	FA11-GBG	3510360 R1	1.16	16.0	Thin Wall XLPE Primary Cable	WHITE	1720.0	-	-	-
6	-	-	KC11-GBE	3510360 R1	1.16	16.0	Thin Wall XLPE Primary Cable	WHITE	1975.0	-	-	-
6	-	-	CG53-G	3510358 R1	0.53	20.0	Thin Wall XLPE Primary Cable	WHITE	1955.0	-	-	-
6	-	-	CF11-GBE	3510359 R1	0.79	18.0	Thin Wall XLPE Primary Cable	WHITE	515.0	-	X	-
7	-	-	AK11-GKF	3510358 R1	0.53	20.0	Thin Wall XLPE Primary Cable	WHITE	1135.0	-	-	-
8	-	-	LM97-G	3510358 R1	0.53	20.0	Thin Wall XLPE Primary Cable	WHITE	1960.0	-	-	-

Name	Terminal Part Number	V-Min	Name	Wire Part Number	Wire CSA	Wire Spec	Wire Material description	Wire Color Description	Wire Length	End2 Terminal Part Number	End2 Pin Name	End2 Connect or
9	-	-	DR19-GB	3510358 R1	0.53	20.0	Thin Wall XLPE Primary Cable	WHITE	1835.0	-	-	-
10	-	-	ZK98-G	3510359 R1	0.79	18.0	Thin Wall XLPE Primary Cable	WHITE	1525.0	-	-	-
10	-	-	ZM98-G	3510359 R1	0.79	18.0	Thin Wall XLPE Primary Cable	WHITE	1525.0	-	-	-
11	-	-	4Z11-G	3510358 R1	0.53	20.0	Thin Wall XLPE Primary Cable	WHITE	0.0	-	-	-
13	-	-	MD92-GD	3510359 R1	0.79	18.0	Thin Wall XLPE Primary Cable	WHITE	1955.0	-	-	-
14	-	-	ZZ50A	2645625 R1	0.35	22.0	Thin Wall XLPE Primary Cable	YELLOW 2	2080.0	-	-	-

Connector Name	1024
Part Number	3601838C1
Instances	Body J1939 (250Kbps) Splice Pack 1024:Body J1939 (250Kbps) Body J1939 (250Kbps) W/ 3 Splice Packs:Body J1939 (250Kbps)
Mates	DEV36808

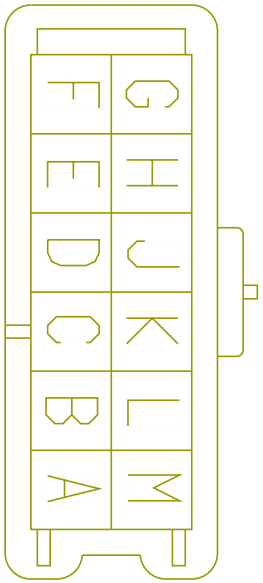

Name	Terminal Part Number	V-Min	Name	Wire Part Number	Wire CSA	Wire Spec	Wire Material description	Wire Color Description	Wire Length	End2 Terminal Part Number	End2 Pin Name	End2 Connect or
A	-	-	WIRE489805	-	0.0	-	-	-	0.0	-	PIN1	-
A	-	-	WIRE233604	-	0.0	-	-	-	0.0	-	PIN1	-
B	-	-	WIRE489819	-	0.0	-	-	-	0.0	-	D	1926
B	-	-	-	-	-	-	-	-	-	-	-	-
C	-	-	WIRE223994	-	0.0	-	-	-	0.0	-	D	1024
D	-	-	WIRE223994	-	0.0	-	-	-	0.0	-	C	1024
E	-	-	WIRE489837	-	0.0	-	-	-	0.0	-	39	5000A
E	-	-	WIRE233645	-	0.0	-	-	-	0.0	-	C	1937N
E	-	-	WIRE233647	-	0.0	-	-	-	0.0	-	C	1937M

Name	Terminal Part Number	V-Min	Name	Wire Part Number	Wire CSA	Wire Spec	Wire Material description	Wire Color Description	Wire Length	End2 Terminal Part Number	End2 Pin Name	End2 Connector
E	-	-	WIRE233651	-	0.0	-	-	-	0.0	-	C	1937P
E	-	-	WIRE490117	-	0.0	-	-	-	0.0	-	9	1950
E	-	-	WIRE490119	-	0.0	-	-	-	0.0	-	39	5000A
F	-	-	WIRE489801	-	0.0	-	-	-	0.0	-	62	1700
F	-	-	WIRE490111	-	0.0	-	-	-	0.0	-	B	1935M
G	-	-	WIRE489800	-	0.0	-	-	-	0.0	-	61	1700
G	-	-	WIRE490110	-	0.0	-	-	-	0.0	-	A	1935M
H	-	-	WIRE489838	-	0.0	-	-	-	0.0	-	38	5000A
H	-	-	WIRE233644	-	0.0	-	-	-	0.0	-	A	1937N
H	-	-	WIRE233646	-	0.0	-	-	-	0.0	-	A	1937M
H	-	-	WIRE233648	-	0.0	-	-	-	0.0	-	A	1937P
H	-	-	WIRE490116	-	0.0	-	-	-	0.0	-	8	1950
H	-	-	WIRE490118	-	0.0	-	-	-	0.0	-	38	5000A
J	-	-	WIRE223993	-	0.0	-	-	-	0.0	-	K	1024
K	-	-	WIRE223993	-	0.0	-	-	-	0.0	-	J	1024
L	-	-	WIRE489820	-	0.0	-	-	-	0.0	-	C	1926

Name	Terminal Part Number	V-Min	Name	Wire Part Number	Wire CSA	Wire Spec	Wire Material description	Wire Color Description	Wire Length	End2 Terminal Part Number	End2 Pin Name	End2 Connector
L	-	-	-	-	-	-	-	-	-	-	-	-
M	-	-	WIRE489804	-	0.0	-	-	-	0.0	-	PIN1	-
M	-	-	WIRE233603	-	0.0	-	-	-	0.0	-	PIN1	-

Connector Name	1025
Part Number	3601838C1
Instances	Body J1939 (250Kbps) Splice Pack 1025:Body J1939 (250Kbps) Body J1939 (250Kbps) W/ 3 Splice Packs:Body J1939 (250Kbps)
Mates	SP-IP-B001-00-10-A1-1024

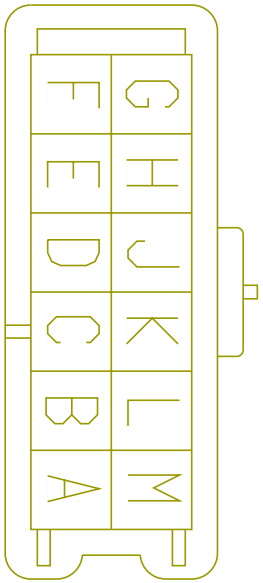

Name	Terminal Part Number	V-Min	Name	Wire Part Number	Wire CSA	Wire Spec	Wire Material description	Wire Color Description	Wire Length	End2 Terminal Part Number	End2 Pin Name	End2 Connect or
A	-	-	WIRE489813	-	0.0	-	-	-	0.0	-	F	1029
A	-	-	WIRE489818	-	0.0	-	-	-	0.0	-	E	250M
A	-	-	WIRE233610	-	0.0	-	-	-	0.0	-	E	250M
A	-	-	WIRE490005	-	0.0	-	-	-	0.0	-	PIN1	-
B	-	-	WIRE489823	-	0.0	-	-	-	0.0	-	4	1930
B	-	-	WIRE490008	-	0.0	-	-	-	0.0	-	4	1930
C	-	-	WIRE489811	-	0.0	-	-	-	0.0	-	D	1025
C	-	-	WIRE490007	-	0.0	-	-	-	0.0	-	D	1025

Name	Terminal Part Number	V-Min	Name	Wire Part Number	Wire CSA	Wire Spec	Wire Material description	Wire Color Description	Wire Length	End2 Terminal Part Number	End2 Pin Name	End2 Connect or
D	-	-	WIRE489811	-	0.0	-	-	-	0.0	-	C	1025
D	-	-	WIRE490007	-	0.0	-	-	-	0.0	-	C	1025
E	-	-	WIRE489830	-	0.0	-	-	-	0.0	-	C	1937P
E	-	-	WIRE489832	-	0.0	-	-	-	0.0	-	2	1939A
E	-	-	WIRE489834	-	0.0	-	-	-	0.0	-	11	1939M
E	-	-	WIRE489836	-	0.0	-	-	-	0.0	-	C	1937N
E	-	-	WIRE233641	-	0.0	-	-	-	0.0	-	2	1939A
E	-	-	WIRE490019	-	0.0	-	-	-	0.0	-	C	1937N
E	-	-	WIRE490020	-	0.0	-	-	-	0.0	-	C	1937P
E	-	-	WIRE490021	-	0.0	-	-	-	0.0	-	11	1939M
F	-	-	WIRE489807	-	0.0	-	-	-	0.0	-	B	1935N
F	-	-	WIRE490023	-	0.0	-	-	-	0.0	-	B	1935N
G	-	-	WIRE489806	-	0.0	-	-	-	0.0	-	A	1935N
G	-	-	WIRE490022	-	0.0	-	-	-	0.0	-	A	1935N
H	-	-	WIRE489829	-	0.0	-	-	-	0.0	-	A	1937P
H	-	-	WIRE489831	-	0.0	-	-	-	0.0	-	7	1939A

Name	Terminal Part Number	V-Min	Name	Wire Part Number	Wire CSA	Wire Spec	Wire Material description	Wire Color Description	Wire Length	End2 Terminal Part Number	End2 Pin Name	End2 Connector
H	-	-	WIRE489833	-	0.0	-	-	-	0.0	-	12	1939M
H	-	-	WIRE489835	-	0.0	-	-	-	0.0	-	A	1937N
H	-	-	WIRE233640	-	0.0	-	-	-	0.0	-	7	1939A
H	-	-	WIRE490016	-	0.0	-	-	-	0.0	-	A	1937N
H	-	-	WIRE490017	-	0.0	-	-	-	0.0	-	A	1937P
H	-	-	WIRE490018	-	0.0	-	-	-	0.0	-	12	1939M
J	-	-	WIRE489810	-	0.0	-	-	-	0.0	-	K	1025
J	-	-	WIRE490006	-	0.0	-	-	-	0.0	-	K	1025
K	-	-	WIRE489810	-	0.0	-	-	-	0.0	-	J	1025
K	-	-	WIRE490006	-	0.0	-	-	-	0.0	-	J	1025
L	-	-	WIRE489824	-	0.0	-	-	-	0.0	-	3	1930
L	-	-	WIRE490009	-	0.0	-	-	-	0.0	-	3	1930
M	-	-	WIRE489812	-	0.0	-	-	-	0.0	-	G	1029
M	-	-	WIRE489817	-	0.0	-	-	-	0.0	-	F	250M
M	-	-	WIRE233609	-	0.0	-	-	-	0.0	-	F	250M
M	-	-	WIRE490004	-	0.0	-	-	-	0.0	-	PIN1	-

Connector Name	1025
Part Number	3601838C1
Instances	LT A26/X15 Hadley Smart Valve - 14WCS:Diagram1
Mates	Body Bus 250K Splice Pack

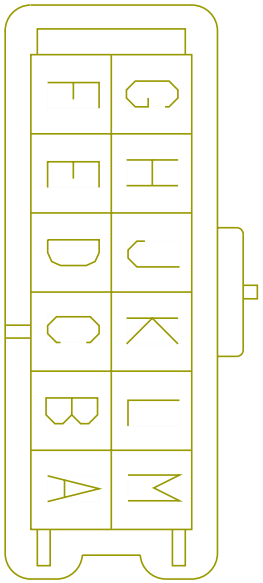

Name	Terminal Part Number	V-Min	Name	Wire Part Number	Wire CSA	Wire Spec	Wire Material description	Wire Color Description	Wire Length	End2 Terminal Part Number	End2 Pin Name	End2 Connect or
G	-	-	WT5BE(+)	-	0.0	-	-	-	0.0	-	61	1701
H	-	-	WT5BE(-)	-	0.0	-	-	-	0.0	-	62	1701

Connector Name	1026
Part Number	3601838C1
Instances	Cab J1939 (250Kbps):Cab J1939 (250Kbps)
Mates	SP-IP-B001-00-10-A1-1026

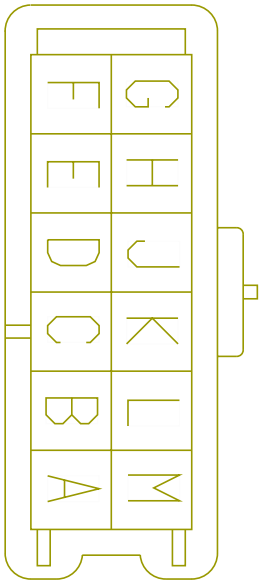

Name	Terminal Part Number	V-Min	Name	Wire Part Number	Wire CSA	Wire Spec	Wire Material description	Wire Color Description	Wire Length	End2 Terminal Part Number	End2 Pin Name	End2 Connect or
A	-	-	WIRE223948	-	0.0	-	-	-	0.0	-	PIN1	-
B	-	-	WIRE223971	-	0.0	-	-	-	0.0	-	B	380
B	-	-	WIRE223973	-	0.0	-	-	-	0.0	-	J	16B
C	-	-	WIRE223952	-	0.0	-	-	-	0.0	-	D	1026
D	-	-	WIRE223952	-	0.0	-	-	-	0.0	-	C	1026
E	-	-	WIRE223951	-	0.0	-	-	-	0.0	-	16	2225
E	-	-	WIRE233664	-	0.0	-	-	-	0.0	-	9	1944_
F	-	-	WIRE223934	-	0.0	-	-	-	0.0	-	PIN1	-

Name	Terminal Part Number	V-Min	Name	Wire Part Number	Wire CSA	Wire Spec	Wire Material description	Wire Color Description	Wire Length	End2 Terminal Part Number	End2 Pin Name	End2 Connect or
G	-	-	WIRE223933	-	0.0	-	-	-	0.0	-	PIN1	-
H	-	-	WIRE223950	-	0.0	-	-	-	0.0	-	8	2225
H	-	-	WIRE233663	-	0.0	-	-	-	0.0	-	2	1944_
J	-	-	WIRE223953	-	0.0	-	-	-	0.0	-	K	1026
K	-	-	WIRE223953	-	0.0	-	-	-	0.0	-	J	1026
L	-	-	WIRE223970	-	0.0	-	-	-	0.0	-	A	380
L	-	-	WIRE223972	-	0.0	-	-	-	0.0	-	K	16B
M	-	-	WIRE223949	-	0.0	-	-	-	0.0	-	PIN1	-

Connector Name	1027
Part Number	3613769C1
Instances	LT/RH/LoneStar - X15/A26 - Ground Splice Packs - 1027:Diagram1
Mates	SP-GROUND_3-0003-00-10-A0



Name	Terminal Part Number	V-Min	Name	Wire Part Number	Wire CSA	Wire Spec	Wire Material description	Wire Color Description	Wire Length	End2 Terminal Part Number	End2 Pin Name	End2 Connect or
1	-	-	RB11-GCC	3510361 R1	1.91	14.0	Thin Wall XLPE Primary Cable	WHITE	1595.0	-	X	-
2	-	-	CW58-GBG	3510360 R1	1.16	16.0	Thin Wall XLPE Primary Cable	WHITE	1840.0	-	-	-
3	-	-	CT11-GBE	3510360 R1	1.16	16.0	Thin Wall XLPE Primary Cable	WHITE	3600.0	-	-	-
3	-	-	JV11-GA	3510359 R1	0.79	18.0	Thin Wall XLPE Primary Cable	WHITE	510.0	-	-	-

Name	Terminal Part Number	V-Min	Name	Wire Part Number	Wire CSA	Wire Spec	Wire Material description	Wire Color Description	Wire Length	End2 Terminal Part Number	End2 Pin Name	End2 Connector
3	-	-	KL11-GA	3510359 R1	0.79	18.0	Thin Wall XLPE Primary Cable	WHITE	510.0	-	-	-
3	-	-	DL11-GBE	3510361 R1	1.91	14.0	Thin Wall XLPE Primary Cable	WHITE	510.0	-	-	-
3	-	-	RH11-GBE	3510361 R1	1.91	14.0	Thin Wall XLPE Primary Cable	WHITE	510.0	-	-	-
4	-	-	DL11-GBH	3510359 R1	0.79	18.0	Thin Wall XLPE Primary Cable	WHITE	2090.0	-	-	-
4	-	-	JV11-GB	3510360 R1	1.16	16.0	Thin Wall XLPE Primary Cable	WHITE	2240.0	-	-	-
5	-	-	DD78-GB	3510360 R1	1.16	16.0	Thin Wall XLPE Primary Cable	WHITE	350.0	-	-	-
6	-	-	DY54-GX	3510360 R1	1.16	16.0	Thin Wall XLPE Primary Cable	WHITE	120.0	-	-	-
7	-	-	EW11-GR	3510361 R1	1.91	14.0	Thin Wall XLPE Primary Cable	WHITE	3490.0	-	-	-
7	-	-	12L11-GAS	-	0.0	18.0	-	WHITE	0.0	-	-	-

Name	Terminal Part Number	V-Min	Name	Wire Part Number	Wire CSA	Wire Spec	Wire Material description	Wire Color Description	Wire Length	End2 Terminal Part Number	End2 Pin Name	End2 Connector
8	-	-	AA54-GXE	3510360 R1	1.16	16.0	Thin Wall XLPE Primary Cable	WHITE	705.0	-	-	-
9	-	-	EM13-GBP	3510358 R1	0.53	20.0	Thin Wall XLPE Primary Cable	WHITE	1220.0	-	-	-
9	-	-	GN13-GBP	3510361 R1	1.91	14.0	Thin Wall XLPE Primary Cable	WHITE	1220.0	-	-	-
10	-	-	DW11-GZ	3510360 R1	1.16	16.0	Thin Wall XLPE Primary Cable	WHITE	2695.0	-	-	-
14	-	-	CW11-GFU	3510358 R1	0.53	20.0	Thin Wall XLPE Primary Cable	WHITE	2550.0	-	-	-
14	-	-	CX11-GFU	3510358 R1	0.53	20.0	Thin Wall XLPE Primary Cable	WHITE	2550.0	-	-	-

Connector Name	1029
Part Number	3601838C1
Instances	Body J1939 (250Kbps) Splice Pack 1029:Body J1939 (250Kbps) Body J1939 (250Kbps) W/ 3 Splice Packs:Body J1939 (250Kbps)
Mates	DEV36809

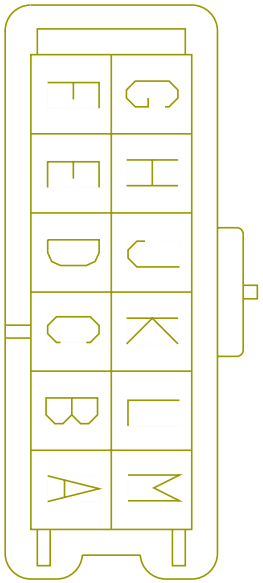

Name	Terminal Part Number	V-Min	Name	Wire Part Number	Wire CSA	Wire Spec	Wire Material description	Wire Color Description	Wire Length	End2 Terminal Part Number	End2 Pin Name	End2 Connect or
A	-	-	WIRE489911	-	0.0	-	-	-	0.0	-	PIN1	-
A	-	-	WIRE489809	-	0.0	-	-	-	0.0	-	PIN1	-
B	-	-	WIRE489918	-	0.0	-	-	-	0.0	-	J	1651
B	-	-	WIRE489828	-	0.0	-	-	-	0.0	-	J	1651
C	-	-	WIRE223996	-	0.0	-	-	-	0.0	-	D	1029
D	-	-	WIRE223996	-	0.0	-	-	-	0.0	-	C	1029
E	-	-	WIRE489923	-	0.0	-	-	-	0.0	-	9	1944
E	-	-	WIRE489822	-	0.0	-	-	-	0.0	-	9	1944

Name	Terminal Part Number	V-Min	Name	Wire Part Number	Wire CSA	Wire Spec	Wire Material description	Wire Color Description	Wire Length	End2 Terminal Part Number	End2 Pin Name	End2 Connector
E	-	-	WIRE489826	-	0.0	-	-	-	0.0	-	9	1950
F	-	-	WIRE489908	-	0.0	-	-	-	0.0	-	E	250M
F	-	-	WIRE489917	-	0.0	-	-	-	0.0	-	62	1700
F	-	-	WIRE489813	-	0.0	-	-	-	0.0	-	A	1025
F	-	-	WIRE489815	-	0.0	-	-	-	0.0	-	A	250M
G	-	-	WIRE489909	-	0.0	-	-	-	0.0	-	F	250M
G	-	-	WIRE489916	-	0.0	-	-	-	0.0	-	61	1700
G	-	-	WIRE489812	-	0.0	-	-	-	0.0	-	M	1025
G	-	-	WIRE489814	-	0.0	-	-	-	0.0	-	B	250M
H	-	-	WIRE489922	-	0.0	-	-	-	0.0	-	2	1944
H	-	-	WIRE489821	-	0.0	-	-	-	0.0	-	2	1944
H	-	-	WIRE489825	-	0.0	-	-	-	0.0	-	8	1950
J	-	-	WIRE223995	-	0.0	-	-	-	0.0	-	K	1029
K	-	-	WIRE223995	-	0.0	-	-	-	0.0	-	J	1029
L	-	-	WIRE489919	-	0.0	-	-	-	0.0	-	H	1651
L	-	-	WIRE489827	-	0.0	-	-	-	0.0	-	H	1651

Name	Terminal Part Number	V-Min	Name	Wire Part Number	Wire CSA	Wire Spec	Wire Material description	Wire Color Description	Wire Length	End2 Terminal Part Number	End2 Pin Name	End2 Connector
M	-	-	WIRE489910	-	0.0	-	-	-	0.0	-	PIN1	-
M	-	-	WIRE489808	-	0.0	-	-	-	0.0	-	PIN1	-

Connector Name	1051
Part Number	1661259C1
Instances	LoneStar - X15 - Adaptive Cruise Control (Bendix - Fusion W/O DIU & N/ Safety Direct & Tweeters):Diagram1 LoneStar - X15 - Adaptive Cruise Control (Bendix - Fusion W/O DIU & W/ Safety Direct & W/ Tweeters):Diagram1
Mates	SPKR-LEFT_TWEETER-2058-01A

Name	Terminal Part Number	V-Min	Name	Wire Part Number	Wire CSA	Wire Spec	Wire Material description	Wire Color Description	Wire Length	End2 Terminal Part Number	End2 Pin Name	End2 Connect or
A	-	-	LR86AR	3510299 R1	0.79	18.0	Thin Wall XLPE Primary Cable	LIGHT GREEN	865.0	-	7	2000
B	-	-	LR86AS	3510299 R1	0.79	18.0	Thin Wall XLPE Primary Cable	LIGHT GREEN	360.0	-	X	-

Connector Name	1101F
Part Number	3768593C1
Instances	Low Speed J1939 (125Kbps):Low Speed J1939 (125Kbps)
Mates	SW-J1939_PACK-0009-00-02A

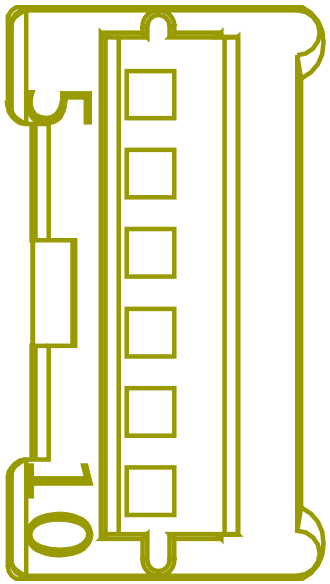

Name	Terminal Part Number	V-Min	Name	Wire Part Number	Wire CSA	Wire Spec	Wire Material description	Wire Color Description	Wire Length	End2 Terminal Part Number	End2 Pin Name	End2 Connect or
5	-	-	WIRE234476	-	0.0	-	-	-	0.0	-	PIN1	-
6	-	-	WIRE234477	-	0.0	-	-	-	0.0	-	PIN1	-

Connector Name	1101M
Part Number	3507395C1
Instances	Low Speed J1939 (125Kbps):Low Speed J1939 (125Kbps)
Mates	SW-J1939_PACK-0009-00-02A

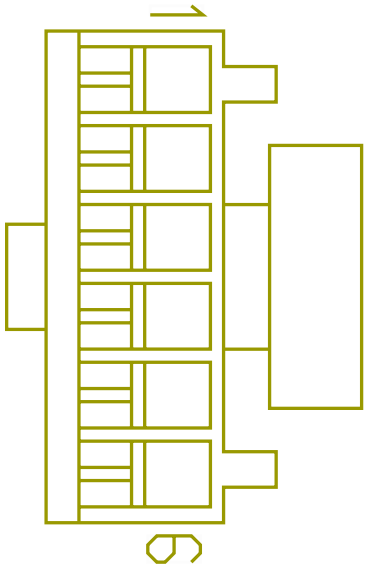

Name	Terminal Part Number	V-Min	Name	Wire Part Number	Wire CSA	Wire Spec	Wire Material description	Wire Color Description	Wire Length	End2 Terminal Part Number	End2 Pin Name	End2 Connect or
1	-	-	WIRE234472	-	0.0	-	-	-	0.0	-	PIN1	-
2	-	-	WIRE234473	-	0.0	-	-	-	0.0	-	PIN1	-

Connector Name	1101M
Part Number	3507395C1
Instances	LT/RH - A26 - Auto Neutral (Allison with Multiplex Switch and Confirmation Telltale):Diagram1 LT/RH - A26 - DPF Regen Switch Only:Diagram1 LT/RH - A26 - DPF With Monostable Inhibit Switch:Diagram1 LT/RH - A26 - DPF With/ Bi-Stable Inhibit Switch:Diagram1 LT/RH - A26 - Transmission Power Take Off (Dual PTO W/ 42 Parameters & W/ Auto, AMT Trans):Diagram1- W/Endurant Trans LT/RH - A26 - Transmission Power Take Off (Dual PTO W/ 42 Parameters & W/ Auto, AMT Trans):Diagram2 - N/ Endurant Trans LT/RH - A26 - Transmission Power Take Off (Dual PTO W/ 42 Parameters & W/ Manual Trans):Diagram1 LT/RH - A26 - Transmission Power Take Off (Single PTO W/ 42 Parameters & W/ Manl Trans):Diagram1 LT/RH - A26 - Transmission Power Take Off (Single PTO W/42 Parameters & W/ Auto, AMT Trans):Diagram1 - W/ Endurant Trans LT/RH - A26 - Transmission Power Take Off (Single PTO W/42 Parameters & W/ Auto, AMT Trans):Diagram2 - N/ Endurant Trans LT/RH - A26 - Work Lights (2 Blunt Cuts Only W/O Relay) W/ Backup W/Manual Trans Day Cab:Diagram1 LT/RH - A26 - Work Lights (2 Blunt Cuts Only W/O Relay) W/ Backup W/Manual Trans Day Cab:Diagram2 LT/RH - A26 - Work Lights (2 Blunt Cuts Only W/O Relay) W/ Backup W/Manual Trans Day Cab:Diagram3 LT/RH - A26 - Work Lights (2 Blunt Cuts Only W/O Relay) W/ Backup W/Manual Trans Day Cab:Diagram4 LT/RH - A26 - Work Lights - LED W/ Sw Pack - Customer Supplied - Sleeper W/ RKE W/MAN REV:Diagram1 LT/RH - A26 - Work Lights - LED W/ Sw Pack - Customer Supplied - Sleeper W/ RKE W/MAN REV:Diagram2 LT/RH - A26 - Work Lights - LED W/ Sw Pack - Customer Supplied - Sleeper W/ RKE W/MAN REV:Diagram3 LT/RH - A26 - Work Lights - LED W/ Sw Pack - Customer Supplied - Sleeper W/ RKE W/MAN REV:Diagram4 LT/RH - A26 - Work Lights - LED W/ Sw Pack - Customer Supplied - Sleeper W/O RKE W/MAN REV:Diagram1 LT/RH - A26 - Work Lights - LED W/ Sw Pack - Customer Supplied - Sleeper W/O RKE W/MAN REV:Diagram2

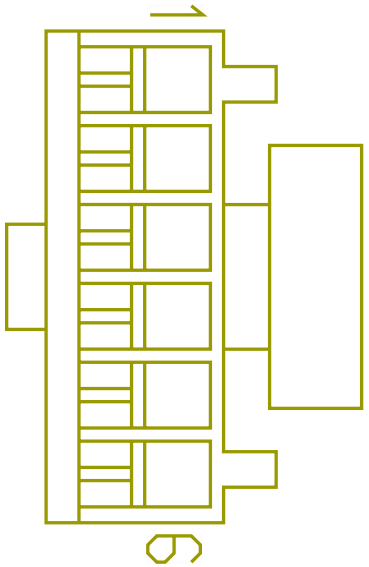

LT/RH - A26 - Work Lights - LED W/ Sw Pack - Customer Supplied - Sleeper W/O RKE W/MAN REV:Diagram3
LT/RH - A26 - Work Lights - LED W/ Sw Pack - Customer Supplied - Sleeper W/O RKE W/MAN REV:Diagram4
LT/RH - A26 - Work Lights -LED W/ Sw Pack - Sleeper W/ RKE W/MAN REV:Diagram1
LT/RH - A26 - Work Lights -LED W/ Sw Pack - Sleeper W/ RKE W/MAN REV:Diagram2
LT/RH - A26 - Work Lights -LED W/ Sw Pack - Sleeper W/O RKE W/MAN REV:Diagram1
LT/RH - A26 - Work Lights -LED W/ Sw Pack - Sleeper W/O RKE W/MAN REV:Diagram2
LT/RH - A26 - Work Lights LED W/ Sw Pack - Day Cab W/ RKE W/MAN REV:Diagram1
LT/RH - A26 - Work Lights LED W/ Sw Pack - Day Cab W/ RKE W/MAN REV:Diagram2
LT/RH - A26 - Work Lights LED W/ Sw Pack - Day Cab W/O RKE W/MAN REV:Diagram1
LT/RH - A26 - Work Lights LED W/ Sw Pack - Day Cab W/O RKE W/MAN REV:Diagram2
LT/RH - A26 - Work Lights W/ Sw Pack - Customer Supplied W/ RKE W/MAN REV:Diagram1
LT/RH - A26 - Work Lights W/ Sw Pack - Customer Supplied W/ RKE W/MAN REV:Diagram2
LT/RH - A26 - Work Lights W/ Sw Pack - Customer Supplied W/ RKE W/MAN REV:Diagram3
LT/RH - A26 - Work Lights W/ Sw Pack - Customer Supplied W/ RKE W/MAN REV:Diagram4
LT/RH - A26 - Work Lights W/ Sw Pack - Customer Supplied W/ O RKE W/MAN REV:Diagram1
LT/RH - A26 - Work Lights W/ Sw Pack - Customer Supplied W/ O RKE W/MAN REV:Diagram2
LT/RH - A26 - Work Lights W/ Sw Pack - Customer Supplied W/ O RKE W/MAN REV:Diagram3
LT/RH - A26 - Work Lights W/ Sw Pack - Customer Supplied W/ O RKE W/MAN REV:Diagram4
LT/RH - X15/A26 - Lane Departure Warning - (Wabco OnLane 2.0 w/ roof speakers):Diagram1
LT/RH - X15/A26 - Mirrors (Heat) [Switch Pack Actuated Relay Driven]:Diagram1
LT/RH - X15/A26 - Work Lights W/ Sw Pack - Customer Supplied:Diagram1
LT/RH - X15/A26 - Work Lights W/ Sw Pack - Customer Supplied:Diagram2

LT/RH/LoneStar - X15 - DPF Regen Switch Only:Diagram1
LT/RH/LoneStar - X15 - DPF With Monostable Inhibit Switch:Diagram1
LT/RH/LoneStar - X15 - DPF With/ Bi-Stable Inhibit Switch:Diagram1
LT/RH/LoneStar - X15 - Transmission Power Take Off Dual PTO with Clutch Interlock MANUAL:Diagram1
LT/RH/LoneStar - X15 - Transmission Power Take Off Dual Solenoid AUTO:Diagram1
LT/RH/LoneStar - X15 - Transmission Power Take Off W/ Clutch Interlock:Diagram1
LT/RH/LoneStar - X15 - Transmission SINGLE Power Take Off MANUAL:Diagram1
LT/RH/LoneStar - X15 - Work Lights (2 Blunt Cuts Only W/O Relay) W/Backup W/Manual Trans:Diagram1
LT/RH/LoneStar - X15 - Work Lights (2 Blunt Cuts Only W/O Relay) W/Backup W/Manual Trans:Diagram2
LT/RH/LoneStar - X15/A26 - 2 Driver Controlled Locking Differential - FR & RR Axle (DANA):Diagram1
LT/RH/LoneStar - X15/A26 - 2 Driver Controlled Locking Differential - FR & RR Axle (MERITOR):Diagram1
LT/RH/LoneStar - X15/A26 - Auxiliary Trailer Power CAV D:Diagram1
LT/RH/LoneStar - X15/A26 - Auxiliary Trailer Power CAV D:Diagram2
LT/RH/LoneStar - X15/A26 - Auxiliary Trailer Power W/ ISO Trailer Socket:Diagram1
LT/RH/LoneStar - X15/A26 - DLB - Remote Power Module (2 RPM w/ Switch Packs):Diagram1
LT/RH/LoneStar - X15/A26 - Driver Controlled Locking Differential - FR & RR Axle (DANA):Diagram1
LT/RH/LoneStar - X15/A26 - Driver Controlled Locking Differential - FR & RR Axle (MERITOR):Diagram1
LT/RH/LoneStar - X15/A26 - Driver Controlled Locking Differential - FR (MERITOR):Diagram1
LT/RH/LoneStar - X15/A26 - Driver Controlled Locking Differential - RR Axle (DANA):Diagram1
LT/RH/LoneStar - X15/A26 - Driver Controlled Locking Differential - RR Axle (DANA):Diagram2
LT/RH/LoneStar - X15/A26 - Driver Controlled Locking Differential - RR Axle (MERITOR):Diagram1
LT/RH/LoneStar - X15/A26 - Driver Controlled Locking Differential - RR Axle (MERITOR):Diagram2

LT/RH/LoneStar - X15/A26 - Engine Brake (CA2.0; Mux Switch):Diagram1
LT/RH/LoneStar - X15/A26 - Engine/Exhaust Brake:Diagram1
LT/RH/LoneStar - X15/A26 - Fifth Wheel Slide:Diagram1
LT/RH/LoneStar - X15/A26 - Floor/Search Lights DayCab:Diagram1
LT/RH/LoneStar - X15/A26 - Floor/Search Lights Sleeper:Diagram1
LT/RH/LoneStar - X15/A26 - Floor/Search Lights Sleeper (1 Light):Diagram1
LT/RH/LoneStar - X15/A26 - Height Control:Diagram1
LT/RH/LoneStar - X15/A26 - Hill Start Aid (Bendix):Diagram1
LT/RH/LoneStar - X15/A26 - Hill Start Aid (Bendix):Diagram2
LT/RH/LoneStar - X15/A26 - Hill Start Aid (Bendix):Diagram3
LT/RH/LoneStar - X15/A26 - Hill Start Aid (Wabco):Diagram1
LT/RH/LoneStar - X15/A26 - Jaw Unlock Control (Standard):Diagram1
LT/RH/LoneStar - X15/A26 - Jaw Unlock Control W/ SOLENOIDS W/SWITCH PACKS:Diagram1
LT/RH/LoneStar - X15/A26 - Lighting Sleeper Dome:Diagram1
LT/RH/LoneStar - X15/A26 - Power Divider Lock Control and Monitoring:Diagram1
LT/RH/LoneStar - X15/A26 - Theft Deterrent (Standard J1939 Mux SW):Diagram1
LT/RH/LoneStar - X15/A26 - Traction Control (Bendix Controller):Diagram1
LT/RH/LoneStar - X15/A26 - Traction Control (Bendix Controller):Diagram2
LT/RH/LoneStar - X15/A26 - Traction Control (Bendix Controller) With ABS Trailer:Diagram1
LT/RH/LoneStar - X15/A26 - Traction Control (Bendix Controller) With ABS Trailer:Diagram2
LT/RH/LoneStar - X15/A26 - Traction Control (Wabco Controller):Diagram1
LT/RH/LoneStar - X15/A26 - Traction Control (Wabco Controller):Diagram2
LT/RH/LoneStar - X15/A26 - Traction Control (Wabco Controller):Diagram3
LT/RH/LoneStar - X15/A26 - Transmission - MODE Selection:Diagram1
LT/RH/LoneStar - X15/A26 - Work Lights (2 Blunt Cuts Only W/ O Relay):Diagram1
LT/RH/LoneStar - X15/A26 - Work Lights (2 Blunt Cuts Only W/ O Relay):Diagram2

LT/RH/LoneStar - X15/A26 - Work Lights (2 Blunt Cuts Only W/O Relay) W/Backup W/Auto Trans (Allison and Endurant):Diagram1
LT/RH/LoneStar - X15/A26 - Work Lights (2 Blunt Cuts Only W/O Relay) W/Backup W/Auto Trans (Allison and Endurant):Diagram2
LT/RH/LoneStar - X15/A26 - Work Lights - LED W/ Sw Pack - Customer Supplied - Sleeper:Diagram1
LT/RH/LoneStar - X15/A26 - Work Lights - LED W/ Sw Pack - Customer Supplied - Sleeper:Diagram2
LT/RH/LoneStar - X15/A26 - Work Lights - LED W/ Sw Pack - Customer Supplied - Sleeper W/ RKE W/AUTO REV:Diagram1
LT/RH/LoneStar - X15/A26 - Work Lights - LED W/ Sw Pack - Customer Supplied - Sleeper W/ RKE W/AUTO REV:Diagram2
LT/RH/LoneStar - X15/A26 - Work Lights - LED W/ Sw Pack - Customer Supplied - Sleeper W/O RKE:Diagram1
LT/RH/LoneStar - X15/A26 - Work Lights - LED W/ Sw Pack - Customer Supplied - Sleeper W/O RKE:Diagram2
LT/RH/LoneStar - X15/A26 - Work Lights - LED W/ Sw Pack - Customer Supplied - Sleeper W/O RKE W/AUTO REV:Diagram1
LT/RH/LoneStar - X15/A26 - Work Lights - LED W/ Sw Pack - Customer Supplied - Sleeper W/O RKE W/AUTO REV:Diagram2
LT/RH/LoneStar - X15/A26 - Work Lights - LED W/ Sw Pack - Customer Supplied - Sleeper W/O RKE W/Endurant (Schneider):Diagram1
LT/RH/LoneStar - X15/A26 - Work Lights - LED W/ Sw Pack - Customer Supplied - Sleeper W/O RKE W/Endurant (Schneider):Diagram2
LT/RH/LoneStar - X15/A26 - Work Lights -LED W/ Sw Pack - Sleeper:Diagram1
LT/RH/LoneStar - X15/A26 - Work Lights -LED W/ Sw Pack - Sleeper W/ RKE W/AUTO REV:Diagram1
LT/RH/LoneStar - X15/A26 - Work Lights -LED W/ Sw Pack - Sleeper W/O RKE:Diagram1
LT/RH/LoneStar - X15/A26 - Work Lights -LED W/ Sw Pack - Sleeper W/O RKE W/AUTO REV:Diagram1
LT/RH/LoneStar - X15/A26 - Work Lights LED W/ Sw Pack - Day Cab:Diagram1
LT/RH/LoneStar - X15/A26 - Work Lights LED W/ Sw Pack - Day Cab W/ RKE W/AUTO REV:Diagram1
LT/RH/LoneStar - X15/A26 - Work Lights LED W/ Sw Pack - Day Cab W/O RKE:Diagram1
LT/RH/LoneStar - X15/A26 - Work Lights LED W/ Sw Pack - Day Cab W/O RKE W/AUTO REV:Diagram1

LT/RH/LoneStar - X15/A26 - Work Lights W/ Sw Pack - Customer Supplied:Diagram1
LT/RH/LoneStar - X15/A26 - Work Lights W/ Sw Pack - Customer Supplied:Diagram2
LT/RH/LoneStar - X15/A26 - Work Lights W/ Sw Pack - Customer Supplied W/ RKE W/AUTO REV:Diagram1
LT/RH/LoneStar - X15/A26 - Work Lights W/ Sw Pack - Customer Supplied W/ RKE W/AUTO REV:Diagram2
LT/RH/LoneStar - X15/A26 - Work Lights W/ Sw Pack - Customer Supplied W/O RKE W/AUTO REV:Diagram1
LT/RH/LoneStar - X15/A26 - Work Lights W/ Sw Pack - Customer Supplied W/O RKE W/AUTO REV:Diagram2
LT/RH/LoneStar X15 - Auto Start Stop with Sleeper Auto Climate / Cab Temp with Oil Temp Sensor Auto Trans:Diagram1
LT/RH/LoneStar X15 - Auto Start Stop with Sleeper Auto Climate / Cab Temp with Oil Temp Sensor Manual Trans:Diagram1

Mates SW-J1939_PACK-0009-00-02A

Name	Terminal Part Number	V-Min	Name	Wire Part Number	Wire CSA	Wire Spec	Wire Material description	Wire Color Description	Wire Length	End2 Terminal Part Number	End2 Pin Name	End2 Connect or
1	-	-	-	-	-	-	-	-	-	-	-	-
2	-	-	-	-	-	-	-	-	-	-	-	-

Connector Name	1101M
Part Number	3507395C1
Instances	LT/RH - A26 - Auto Start Stop and Sleeper Auto Climate Cab Temp Oil Mapping (Manual Trans):Diagram1 LT/RH - A26 - Auto Start Stop with Sleeper Auto Climate Cab Temp Oil Mapping (Auto Trans):Diagram1 LT/RH - A26 - Back of Cab Aux Work Light (2 blunt cuts without relay) (Backup with Manual Trans- not Endurant):Diagram1 LT/RH - A26 - Back of Cab Aux Work Light (2 blunt cuts without relay) (Backup with Manual Trans- not Endurant):Diagram2 LT/RH - A26 - Cooling Fan Control (Fan Override):Diagram1 LT/RH/LoneStar - X15 - Cooling Fan Control (Fan Override, Cummins):Diagram1
Mates	SW-J1939_PACK-0009-00-02A

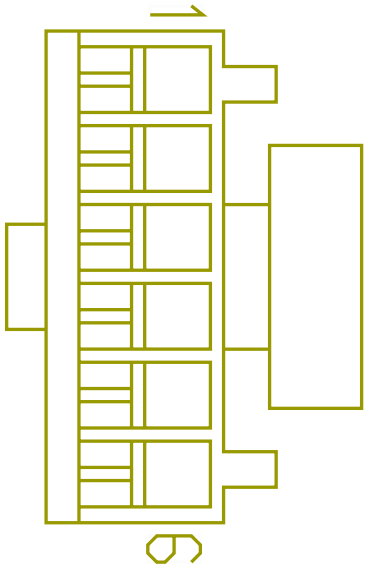

Name	Terminal Part Number	V-Min	Name	Wire Part Number	Wire CSA	Wire Spec	Wire Material description	Wire Color Description	Wire Length	End2 Terminal Part Number	End2 Pin Name	End2 Connect or
1	-	-	-	-	-	-	-	-	-	-	-	-
2	-	-	-	-	-	-	-	-	-	-	-	-

Connector Name	1118M
Part Number	3520850C1
Instances	LT/RH - X15/A26 - Lane Departure Warning - (Wabco OnLane):Diagram1
Mates	SW-Enable_Disable_Lane_ Departure_Wabco-3020-01-01A



Name	Terminal Part Number	V-Min	Name	Wire Part Number	Wire CSA	Wire Spec	Wire Material description	Wire Color Description	Wire Length	End2 Terminal Part Number	End2 Pin Name	End2 Connector
1	-	-	RV11COG1	3510359 R1	0.79	18.0	Thin Wall XLPE Primary Cable	WHITE	920.0	-	X	-
2B	-	-	RV67COG	3510359 R1	0.79	18.0	Thin Wall XLPE Primary Cable	WHITE	1945.0	-	G	16B
3	-	-	RV11COG3	3510359 R1	0.79	18.0	Thin Wall XLPE Primary Cable	WHITE	920.0	-	X	-
7	-	-	RV67EN	3510330 R1	1.16	16.0	Thin Wall XLPE Primary Cable	TAN	1945.0	-	A	16B

Name	Terminal Part Number	V-Min	Name	Wire Part Number	Wire CSA	Wire Spec	Wire Material description	Wire Color Description	Wire Length	End2 Terminal Part Number	End2 Pin Name	End2 Connect or
8	-	-	RV67NA	3510330 R1	1.16	16.0	Thin Wall XLPE Primary Cable	TAN	1945.0	-	B	16B
9	-	-	RV13COG1	3510324 R1	1.16	16.0	Thin Wall XLPE Primary Cable	PINK	370.0	-	X	-
10	-	-	RV13COG3	3510324 R1	1.16	16.0	Thin Wall XLPE Primary Cable	PINK	370.0	-	X	-

Connector Name	1124M
Part Number	3928059C1
Instances	LT/RH/LoneStar - X15/A26 - Rear HVAC (No Idle) W/ Pre-Heat (Bergstrom Heat and Cool w/ Condensation) 4 SWITCHES Option 1:Diagram2 - No Idle Switching LT/RH/LoneStar - X15/A26 - Rear HVAC (No Idle) W/ Pre-Heat (Bergstrom Heat and Cool w/ Condensation) 4 SWITCHES Option 2:Diagram2 - No Idle Switching
Mates	SW-Front_Engine_Heat-6002- 03-02A



Name	Terminal Part Number	V-Min	Name	Wire Part Number	Wire CSA	Wire Spec	Wire Material description	Wire Color Description	Wire Length	End2 Terminal Part Number	End2 Pin Name	End2 Connect or
2	-	-	HN75AF	3510298 R1	0.53	20.0	Thin Wall XLPE Primary Cable	LIGHT GREEN	3380.0	-	B	1946F
4	-	-	HN75HC	3510298 R1	0.53	20.0	Thin Wall XLPE Primary Cable	LIGHT GREEN	640.0	-	X	-
9	-	-	HN75AG	3510298 R1	0.53	20.0	Thin Wall XLPE Primary Cable	LIGHT GREEN	3380.0	-	A	1946F
10	-	-	HN75AT	3510298 R1	0.53	20.0	Thin Wall XLPE Primary Cable	LIGHT GREEN	640.0	-	X	-

Name	Terminal Part Number	V-Min	Name	Wire Part Number	Wire CSA	Wire Spec	Wire Material description	Wire Color Description	Wire Length	End2 Terminal Part Number	End2 Pin Name	End2 Connect or
11	-	-	HN75-GAS	3510358 R1	0.53	20.0	Thin Wall XLPE Primary Cable	WHITE	3380.0	-	D	1946F
11	-	-	HN75HA	3510298 R1	0.53	20.0	Thin Wall XLPE Primary Cable	LIGHT GREEN	110.0	-	11	1125M
12	-	-	HN62J	3510352 R1	0.53	20.0	Thin Wall XLPE Primary Cable	DARK BLUE	3380.0	-	G	1946F
12	-	-	HN62AA	3510352 R1	0.53	20.0	Thin Wall XLPE Primary Cable	DARK BLUE	110.0	-	12	1125M

Connector Name	1125M
Part Number	3928059C1
Instances	LT/RH/LoneStar - X15/A26 - Rear HVAC (No Idle) W/ Pre-Heat (Bergstrom Heat and Cool w/ Condensation) 4 SWITCHES Option 1:Diagram2 - No Idle Switching LT/RH/LoneStar - X15/A26 - Rear HVAC (No Idle) W/ Pre-Heat (Bergstrom Heat and Cool w/ Condensation) 4 SWITCHES Option 2:Diagram2 - No Idle Switching
Mates	SW-Front_Engine_Cool-6002- 03-02A



Name	Terminal Part Number	V-Min	Name	Wire Part Number	Wire CSA	Wire Spec	Wire Material description	Wire Color Description	Wire Length	End2 Terminal Part Number	End2 Pin Name	End2 Connect or
2	-	-	HN77NE	3510298 R1	0.53	20.0	Thin Wall XLPE Primary Cable	LIGHT GREEN	3390.0	-	E	1946F
4	-	-	HN75HD	3510298 R1	0.53	20.0	Thin Wall XLPE Primary Cable	LIGHT GREEN	650.0	-	X	-
9	-	-	HN77NF	3510298 R1	0.53	20.0	Thin Wall XLPE Primary Cable	LIGHT GREEN	3390.0	-	F	1946F
10	-	-	HN75HB	3510298 R1	0.53	20.0	Thin Wall XLPE Primary Cable	LIGHT GREEN	650.0	-	X	-

Name	Terminal Part Number	V-Min	Name	Wire Part Number	Wire CSA	Wire Spec	Wire Material description	Wire Color Description	Wire Length	End2 Terminal Part Number	End2 Pin Name	End2 Connect or
11	-	-	HN75HA	3510298 R1	0.53	20.0	Thin Wall XLPE Primary Cable	LIGHT GREEN	110.0	-	11	1124M
12	-	-	HN62AA	3510352 R1	0.53	20.0	Thin Wall XLPE Primary Cable	DARK BLUE	110.0	-	12	1124M

Connector Name	1127R
Part Number	1667741C1
Instances	LT/RH/LoneStar - X15/A26 - Seats (RollTek) Driver and Passenger (Hard Wired):Diagram1
Mates	DEV-RESISTOR_390_OHM_2W-01

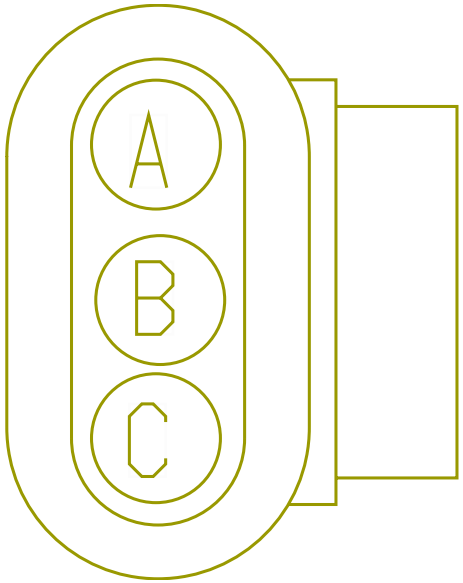

Name	Terminal Part Number	V-Min	Name	Wire Part Number	Wire CSA	Wire Spec	Wire Material description	Wire Color Description	Wire Length	End2 Terminal Part Number	End2 Pin Name	End2 Connect or
A	-	-	5E13BD	3510323 R1	0.79	18.0	Thin Wall XLPE Primary Cable	PINK	0.0	-	X	-
C	-	-	5E179B	3510359 R1	0.79	18.0	Thin Wall XLPE Primary Cable	WHITE	0.0	-	1	-

Connector Name	113I
Part Number	3600049C1
Instances	LT/RH - X15/A26 - Marker Lights (With 113 Halogen):Diagram1
Mates	RH-RIGHT_HEADLIGHT_HALOGEN -1016-08-01A

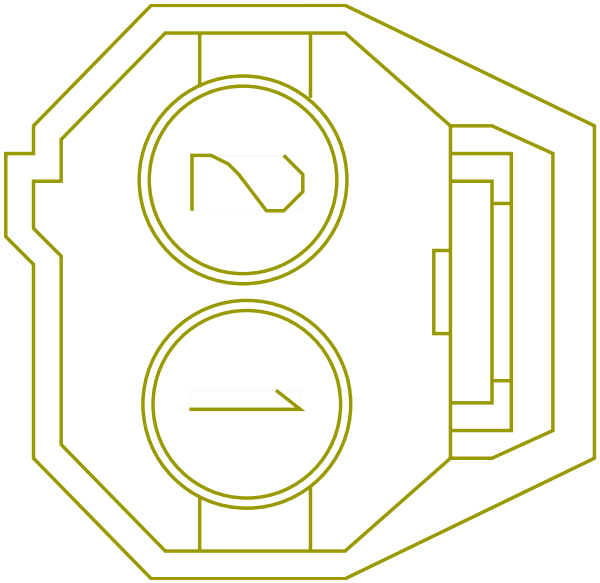

Name	Terminal Part Number	V-Min	Name	Wire Part Number	Wire CSA	Wire Spec	Wire Material description	Wire Color Description	Wire Length	End2 Terminal Part Number	End2 Pin Name	End2 Connect or
1	-	-	U58AA	3510306 R1	1.16	16.0	Thin Wall XLPE Primary Cable	BROWN	470.0	-	-	-
2	-	-	U11-GAD	3510360 R1	1.16	16.0	Thin Wall XLPE Primary Cable	WHITE	420.0	-	-	-

Connector Name	1132B
Part Number	3520850C1
Instances	LT A26/X15 Hadley Smart Valve - 14WCS:Diagram1
Mates	Handley Smart Valve Indicator



Name	Terminal Part Number	V-Min	Name	Wire Part Number	Wire CSA	Wire Spec	Wire Material description	Wire Color Description	Wire Length	End2 Terminal Part Number	End2 Pin Name	End2 Connector
7	-	-	TP61WF	2643673 R1	0.79	18.0	Std. Wall XLPE Primary Cable	GREY	0.0	-	11	9200A
8	-	-	TP62WC	3510352 R1	0.53	20.0	Thin Wall XLPE Primary Cable	DARK BLUE	0.0	-	PIN1	-
9	-	-	TP10WG	2643674 R1	0.79	18.0	Std. Wall XLPE Primary Cable	WHITE	0.0	-	PIN1	-
10	-	-	TP10WH	2643674 R1	0.79	18.0	Std. Wall XLPE Primary Cable	WHITE	0.0	-	PIN1	-

Connector Name	113
Part Number	3600049C1
Instances	LT/RH - X15/A26 - Marker Lights (With 113 Halogen):Diagram1
Mates	RH-LEFT_HEADLIGHT_HALOGEN- 1016-08-01A

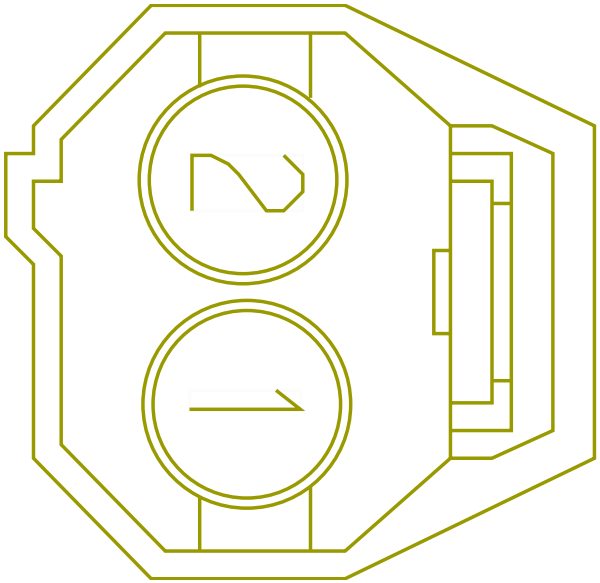

Name	Terminal Part Number	V-Min	Name	Wire Part Number	Wire CSA	Wire Spec	Wire Material description	Wire Color Description	Wire Length	End2 Terminal Part Number	End2 Pin Name	End2 Connector
1	-	-	U58AA	3510306 R1	1.16	16.0	Thin Wall XLPE Primary Cable	BROWN	470.0	-	X	-
2	-	-	U11-GAD	3510360 R1	1.16	16.0	Thin Wall XLPE Primary Cable	WHITE	420.0	-	X	-

Connector Name	113
Part Number	3625557C1
Instances	LT/RH - X15/A26 - Directional Signal (Turn) With HEADLIGHTS:Diagram1
Mates	RH-LEFT_HEADLIGHT_HALOGEN- 1016-08-01A

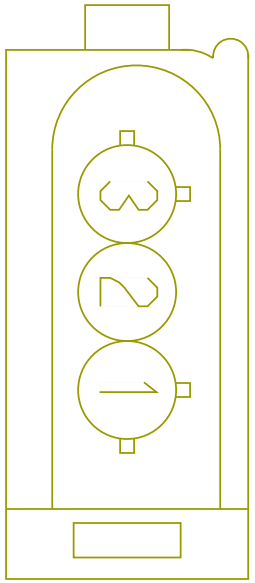

Name	Terminal Part Number	V-Min	Name	Wire Part Number	Wire CSA	Wire Spec	Wire Material description	Wire Color Description	Wire Length	End2 Terminal Part Number	End2 Pin Name	End2 Connect or
1	-	-	U11-GAC	3510360 R1	1.16	16.0	Thin Wall XLPE Primary Cable	WHITE	595.0	-	X	-
3	-	-	U56	3510318 R1	1.16	16.0	Thin Wall XLPE Primary Cable	ORANGE	2080.0	-	-	-

Connector Name	113
Part Number	3625557C1
Instances	LT/RH - X15/A26 - Marker Lights (With 113 Halogen):Diagram1
Mates	RH-RIGHT_HEADLIGHT_HALOGEN -1016-08-01A

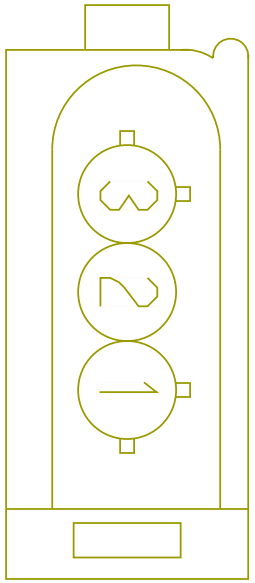

Name	Terminal Part Number	V-Min	Name	Wire Part Number	Wire CSA	Wire Spec	Wire Material description	Wire Color Description	Wire Length	End2 Terminal Part Number	End2 Pin Name	End2 Connect or
1	-	-	U11-GAC	3510360 R1	1.16	16.0	Thin Wall XLPE Primary Cable	WHITE	595.0	-	-	-
2	-	-	U58AB	3510306 R1	1.16	16.0	Thin Wall XLPE Primary Cable	BROWN	645.0	-	-	-

Connector Name 113
Part Number 3625557C1
Instances LT/RH - X15/A26 - Marker Lights (With 113 Halogen):Diagram1
Mates RH-LEFT_HEADLIGHT_HALOGEN- 1016-08-01A

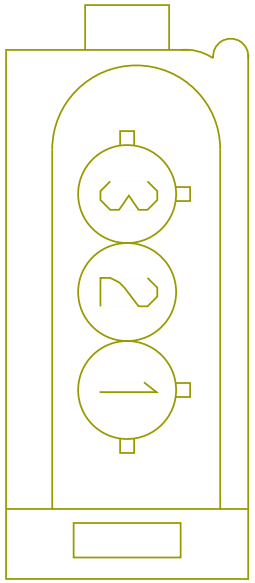

Name	Terminal Part Number	V-Min	Name	Wire Part Number	Wire CSA	Wire Spec	Wire Material description	Wire Color Description	Wire Length	End2 Terminal Part Number	End2 Pin Name	End2 Connect or
1	-	-	U11-GAC	3510360 R1	1.16	16.0	Thin Wall XLPE Primary Cable	WHITE	595.0	-	X	-
2	-	-	U58AB	3510306 R1	1.16	16.0	Thin Wall XLPE Primary Cable	BROWN	645.0	-	X	-

Connector Name	113_
Part Number	3625557C1
Instances	LT/RH - X15/A26 - Directional Signal (Turn) With HEADLIGHTS:Diagram1
Mates	RH-RIGHT_HEADLIGHT_HALOGEN -1016-08-01A

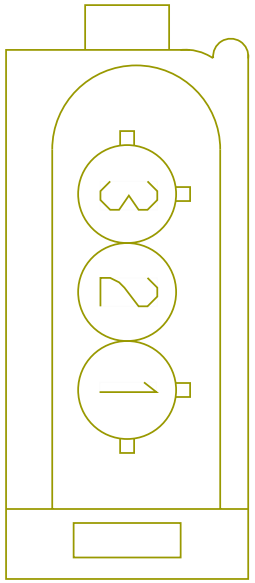

Name	Terminal Part Number	V-Min	Name	Wire Part Number	Wire CSA	Wire Spec	Wire Material description	Wire Color Description	Wire Length	End2 Terminal Part Number	End2 Pin Name	End2 Connect or
1	-	-	U11-GAC	3510360 R1	1.16	16.0	Thin Wall XLPE Primary Cable	WHITE	595.0	-	-	-
3	-	-	U56	3510318 R1	1.16	16.0	Thin Wall XLPE Primary Cable	ORANGE	2080.0	-	D	8000F

Connector Name 1200A

Part Number 3768152C1

Instances Cab J1939 (250Kbps):Cab J1939 (250Kbps)
LT/RH/LoneStar - X15/A26 - Rear AUTO HVAC (No Idle) W/ Pre-Heat (Bergstrom Heat and Cool w/ Condensation) 2 SWITCHES:Diagram1 - Powers, Grounds & Controls
LT/RH/LoneStar - X15/A26 - Rear HVAC (No Idle Heater) (Espar) Option 1:Diagram1
LT/RH/LoneStar - X15/A26 - Rear HVAC (No Idle Heater) (Espar) Option 2:Diagram1
LT/RH/LoneStar - X15/A26 - Rear HVAC (No Idle Heater) (Webasto Std N/Swift) N/ Heat Swtich:Diagram1
LT/RH/LoneStar - X15/A26 - Rear HVAC (No Idle Heater) (Webasto Std W/Swift) N/ Heat Switch:Diagram1
LT/RH/LoneStar - X15/A26 - Rear HVAC (No Idle) W/ Pre-Heat (Bergstrom Heat and Cool w/ Condensation) 2 SWITCHES Option 2:Diagram1 - Powers, Grounds & Controls
LT/RH/LoneStar - X15/A26 - Rear Manual HVAC (No Idle) W/ Pre-Heat (Bergstrom Heat and Cool w/ Condensation) 2 SWITCHES:Diagram1 - Powers, Grounds & Controls
LT/RH/LoneStar A26/X15 - No-Idle HVAC (Espar Airtronic, Berstrom AC, Front Auto Control head):Diagram1 - Powers, Grounds & Controls
LT/RH/LoneStar A26/X15 - No-Idle HVAC (Espar Airtronic, Berstrom AC, Front Manual Control head:Diagram1 - Powers, Grounds & Controls

Mates MODU-HVAC_CRTL_HEAD-6003-0 6-01A

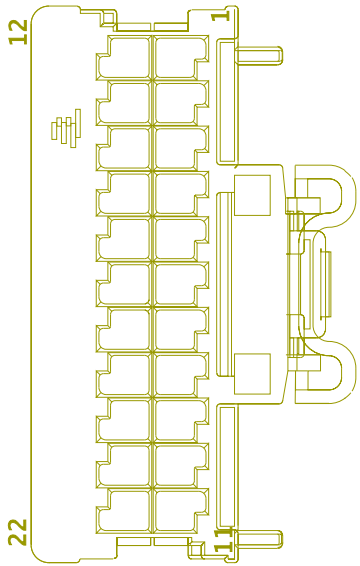

Name	Terminal Part Number	V-Min	Name	Wire Part Number	Wire CSA	Wire Spec	Wire Material description	Wire Color Description	Wire Length	End2 Terminal Part Number	End2 Pin Name	End2 Connect or
7	-	-	-	-	-	-	-	-	-	-	-	-
7	-	-	WIRE223929	-	0.0	-	-	-	0.0	-	PIN1	-
8	-	-	-	-	-	-	-	-	-	-	-	-
8	-	-	WIRE223930	-	0.0	-	-	-	0.0	-	PIN1	-

Connector Name	1200A
Part Number	3768152C1
Instances	LT/RH/LoneStar - X15/A26 - Rear HVAC (No Idle) W/ Pre-Heat (Bergstrom Heat and Cool w/ Condensation) 2 SWITCHES Option 1:Diagram1 - Powers, Grounds & Controls
Mates	MODU-HVAC_CRTL_HEAD-6003-0 6-01A

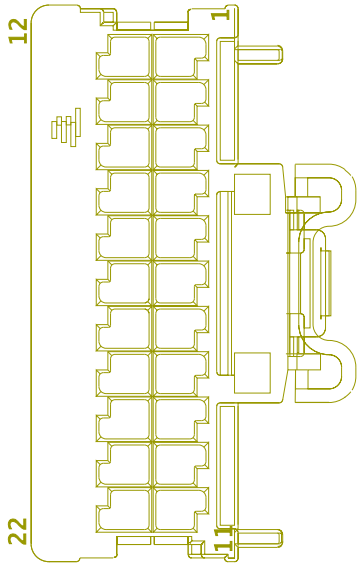

Name	Terminal Part Number	V-Min	Name	Wire Part Number	Wire CSA	Wire Spec	Wire Material description	Wire Color Description	Wire Length	End2 Terminal Part Number	End2 Pin Name	End2 Connect or
7	-	-	-	-	-	-	-	-	-	-	-	-
8	-	-	-	-	-	-	-	-	-	-	-	-

Connector Name	1200A
Part Number	3768152C1
Instances	LT/RH/LoneStar - X15/A26 - Rear HVAC (No Idle) W/ Pre-Heat (Bergstrom Heat and Cool w/ Condensation) 4 SWITCHES Option 1:Diagram1 - Powers, Grounds & Controls
Mates	MODU-HVAC_CRTL_HEAD-6003-0 6-01A

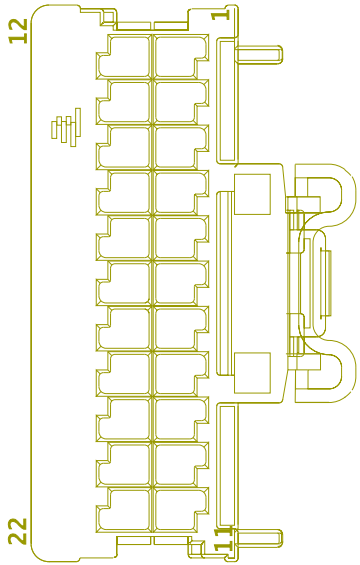

Name	Terminal Part Number	V-Min	Name	Wire Part Number	Wire CSA	Wire Spec	Wire Material description	Wire Color Description	Wire Length	End2 Terminal Part Number	End2 Pin Name	End2 Connector
7	-	-	-	-	-	-	-	-	-	-	-	-
8	-	-	-	-	-	-	-	-	-	-	-	-

Connector Name	1200A
Part Number	3768152C1
Instances	LT/RH/LoneStar - X15/A26 - Rear HVAC (No Idle) W/ Pre-Heat (Bergstrom Heat and Cool w/ Condensation) 4 SWITCHES Option 2:Diagram1 - Powers, Grounds & Controls
Mates	DEV-HVAC_CTRL_HEAD_AUTO-01

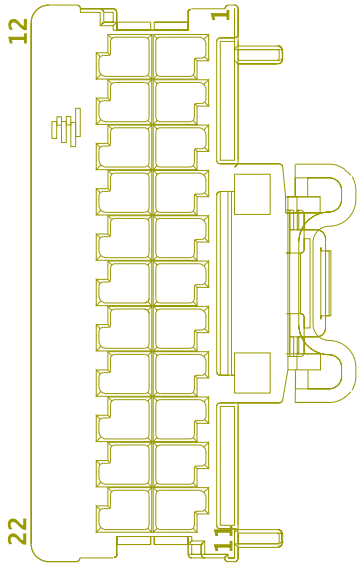

Name	Terminal Part Number	V-Min	Name	Wire Part Number	Wire CSA	Wire Spec	Wire Material description	Wire Color Description	Wire Length	End2 Terminal Part Number	End2 Pin Name	End2 Connect or
7	-	-	-	-	-	-	-	-	-	-	-	-
8	-	-	-	-	-	-	-	-	-	-	-	-

Connector Name	1200A
Part Number	3768152C1
Instances	LT/RH/LoneStar - X15/A26 - Rear HVAC (No Idle Heater) (Webasto Smartemp):Diagram1
Mates	MODU-HVAC_CTRL_HEAD-6003-0 4-04A

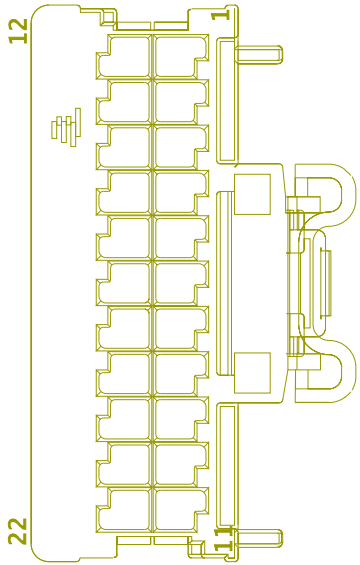

Name	Terminal Part Number	V-Min	Name	Wire Part Number	Wire CSA	Wire Spec	Wire Material description	Wire Color Description	Wire Length	End2 Terminal Part Number	End2 Pin Name	End2 Connector
7	-	-	-	-	-	-	-	-	-	-	-	-
8	-	-	-	-	-	-	-	-	-	-	-	-

Connector Name	125
Part Number	3625557C1
Instances	LT/RH - X15/A26 - Directional Signal (Turn) With HEADLIGHTS (HAL-125):Diagram1
Mates	LT-RS_HEADLIGHT_125HAL/125 LED

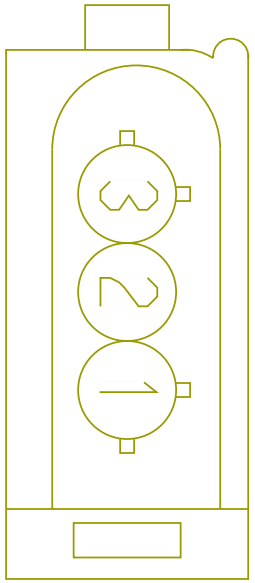

Name	Terminal Part Number	V-Min	Name	Wire Part Number	Wire CSA	Wire Spec	Wire Material description	Wire Color Description	Wire Length	End2 Terminal Part Number	End2 Pin Name	End2 Connect or
1	-	-	U11-GAC	3510360 R1	1.16	16.0	Thin Wall XLPE Primary Cable	WHITE	595.0	-	1	125
3	-	-	U56	3510318 R1	1.16	16.0	Thin Wall XLPE Primary Cable	ORANGE	2080.0	-	-	-

Connector Name	125
Part Number	3625557C1
Instances	LT/RH - X15/A26 - Directional Signal (Turn) With HEADLIGHTS (HAL-125):Diagram1
Mates	LT-LS_HEADLIGHT_125HAL/125 LED

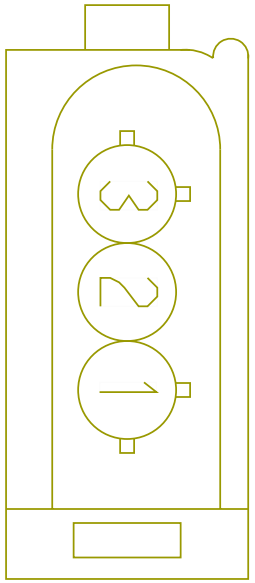

Name	Terminal Part Number	V-Min	Name	Wire Part Number	Wire CSA	Wire Spec	Wire Material description	Wire Color Description	Wire Length	End2 Terminal Part Number	End2 Pin Name	End2 Connect or
1	-	-	U11-GAC	3510360 R1	1.16	16.0	Thin Wall XLPE Primary Cable	WHITE	595.0	-	1	125
3	-	-	U56	3510318 R1	1.16	16.0	Thin Wall XLPE Primary Cable	ORANGE	2080.0	-	D	8001F

Connector Name	125
Part Number	3625557C1
Instances	LT/RH - X15/A26 - Directional Signal (Turn) With HEADLIGHTS (LED-125):Diagram1
Mates	LT-RS_HEADLIGHT_LED-1016-0 1-03

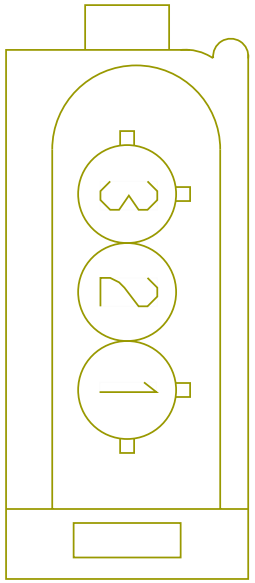

Name	Terminal Part Number	V-Min	Name	Wire Part Number	Wire CSA	Wire Spec	Wire Material description	Wire Color Description	Wire Length	End2 Terminal Part Number	End2 Pin Name	End2 Connect or
1	-	-	U11-GAC	3510360 R1	1.16	16.0	Thin Wall XLPE Primary Cable	WHITE	595.0	-	1	125
3	-	-	U56	3510318 R1	1.16	16.0	Thin Wall XLPE Primary Cable	ORANGE	2080.0	-	-	-

Connector Name	125
Part Number	3625557C1
Instances	LT/RH - X15/A26 - Directional Signal (Turn) With HEADLIGHTS (LED-125):Diagram1
Mates	LT-LS_HEADLIGHT_LED-1016-0 1-03

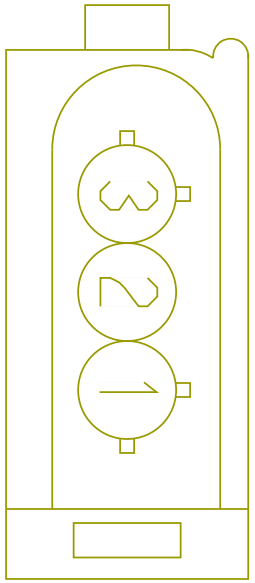

Name	Terminal Part Number	V-Min	Name	Wire Part Number	Wire CSA	Wire Spec	Wire Material description	Wire Color Description	Wire Length	End2 Terminal Part Number	End2 Pin Name	End2 Connect or
1	-	-	U11-GAC	3510360 R1	1.16	16.0	Thin Wall XLPE Primary Cable	WHITE	595.0	-	1	125
3	-	-	U56	3510318 R1	1.16	16.0	Thin Wall XLPE Primary Cable	ORANGE	2080.0	-	D	8001F

Connector Name 125

Part Number 4062974C1

Instances LT/RH - X15/A26 - Marker Lights (With 125 Halogen):Diagram1
LT/RH - X15/A26 - Marker Lights (With 125 LED):Diagram1

Mates LT-RS_HEADLIGHT_125HAL/125 LED

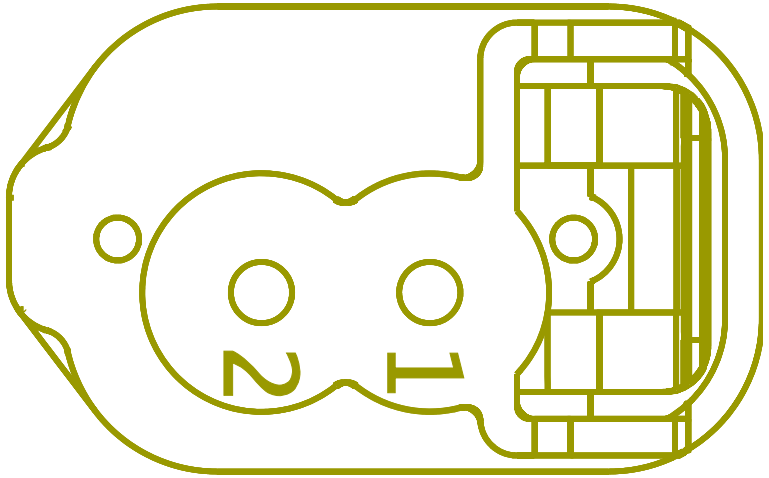

Name	Terminal Part Number	V-Min	Name	Wire Part Number	Wire CSA	Wire Spec	Wire Material description	Wire Color Description	Wire Length	End2 Terminal Part Number	End2 Pin Name	End2 Connector
1	-	-	U58AA	3510306 R1	1.16	16.0	Thin Wall XLPE Primary Cable	BROWN	470.0	-	X	-
1	-	-	U11-GAC	3510360 R1	1.16	16.0	Thin Wall XLPE Primary Cable	WHITE	595.0	-	X	-
2	-	-	U11-GAD	3510360 R1	1.16	16.0	Thin Wall XLPE Primary Cable	WHITE	420.0	-	X	-
2	-	-	U58AB	3510306 R1	1.16	16.0	Thin Wall XLPE Primary Cable	BROWN	645.0	-	X	-

Connector Name	1300
Part Number	3597143C1
Instances	Cab J1939 (250Kbps):Cab J1939 (250Kbps) LT/RH - X15/A26 - Lane Departure Warning - (Wabco OnLane 2.0 w/ roof speakers):Diagram1 LT/RH - X15/A26 - Lane Departure Warning - (Wabco OnLane 2.0 w/ tweeter):Diagram1
Mates	MODU-RADIO_ASM-2008-01A

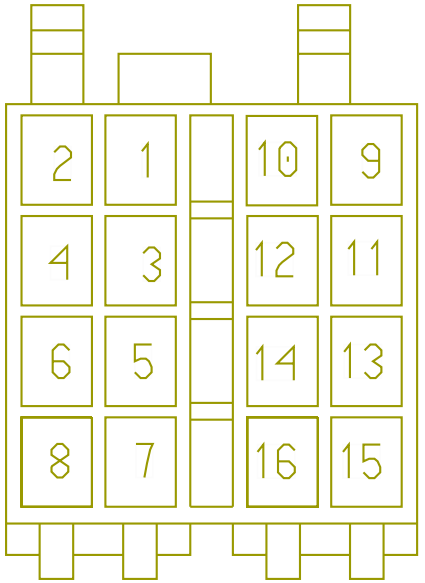

Name	Terminal Part Number	V-Min	Name	Wire Part Number	Wire CSA	Wire Spec	Wire Material description	Wire Color Description	Wire Length	End2 Terminal Part Number	End2 Pin Name	End2 Connect or
1	-	-	-	-	-	-	-	-	-	-	-	-
1	-	-	WIRE223944	-	0.0	-	-	-	0.0	-	PIN1	-
2	-	-	-	-	-	-	-	-	-	-	-	-
2	-	-	WIRE223945	-	0.0	-	-	-	0.0	-	PIN1	-

Connector Name	1400
Part Number	3596926C1
Instances	LoneStar - X15 - Adaptive Cruise Control w/o Display (Bendix):Diagram1 LT/RH - A26 - Auto Start Stop and Sleeper Auto Climate Cab Temp Oil Mapping (Manual Trans):Diagram1 LT/RH - A26 - Auto Start Stop Battery Oil Temp Mapping Manual Trans:Diagram1 LT/RH - A26 - Auto Start Stop with Sleeper Auto Climate Cab Temp Oil Mapping (Auto Trans):Diagram1 LT/RH - X15/A26 - Adaptive Cruise Control w/o Display (Bendix):Diagram1 LT/RH - X15/A26 - Lane Departure Warning - (Wabco OnLane 2.0 w/ roof speakers):Diagram1 LT/RH/LoneStar - X15/A26 - Engine Brake (CA2.0; Mux Switch):Diagram1 LT/RH/LoneStar - X15/A26 - Engine Brake (CA2.0; Stalk Shifter):Diagram1 LT/RH/LoneStar - X15/A26 - Hill Start Aid (Bendix):Diagram1 LT/RH/LoneStar - X15/A26 - Hill Start Aid (Bendix):Diagram2 LT/RH/LoneStar - X15/A26 - Hill Start Aid (Bendix):Diagram3 LT/RH/LoneStar - X15/A26 - Jaw Unlock Control W/ SOLENOIDS W/SWITCH PACKS:Diagram1 LT/RH/LoneStar - X15/A26 - Rear Lights Stop - Dual Assembly:Diagram1 LT/RH/LoneStar - X15/A26 - Rear Lights Stop - Dual Assembly:Diagram2 LT/RH/LoneStar - X15/A26 - Rear Lights Stop - Single Assembly Option 1:Diagram1 LT/RH/LoneStar - X15/A26 - Rear Lights Stop - Single Assembly Option 1:Diagram2 LT/RH/LoneStar - X15/A26 - Rear Lights Stop - Single Assembly Option 2:Diagram1 LT/RH/LoneStar - X15/A26 - Rear Lights Stop - Single Assembly Option 2:Diagram2 LT/RH/LoneStar X15 - Auto Start Stop Oil Temp Sensor Auto Trans:Diagram1 LT/RH/LoneStar X15 - Auto Start Stop Oil Temp Sensor Manual Trans:Diagram1 LT/RH/LoneStar X15 - Auto Start Stop with Sleeper Auto Climate / Cab Temp with Oil Temp Sensor Auto Trans:Diagram1

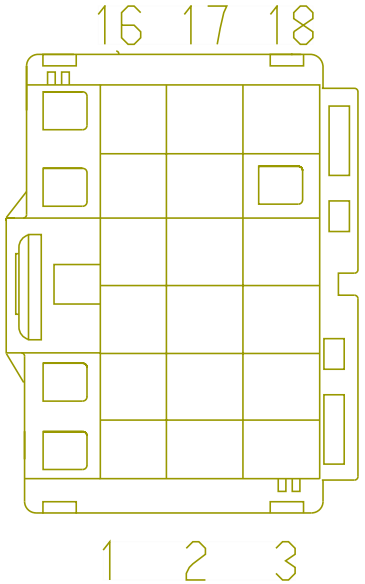

LT/RH/LoneStar X15 - Auto Start Stop with Sleeper
Auto Climate / Cab Temp with Oil Temp Sensor Manual
Trans:Diagram1
Powertrain J1939 (500Kbps) A26:Powertrain Standard J1939
(500Kbps) 2021 A26 Engine
Powertrain J1939 (500Kbps) Eaton Ultrashift+ Transmission
X15:Powertrain J1939 (500kbps) Eaton Ultrashift+ X15
Powertrain J1939 (500Kbps) Endurant Transmission
X15:Powertrain J1939 (500kbps) Endurant Transmission X15
Powertrain J1939 (500Kbps) Manual Transmission
X15:Powertrain Standard J1939 (500kbps) Manual Transmission
X15
Powertrain J1939 (500Kbps) TC10 Transmission X15:Powertrain
J1939 (500kbps) TC10 Transmission X15

Mates MODU-ABS-3003-01-02A Bendix

Name	Terminal Part Number	V-Min	Name	Wire Part Number	Wire CSA	Wire Spec	Wire Material description	Wire Color Description	Wire Length	End2 Terminal Part Number	End2 Pin Name	End2 Connect or
7	-	-	-	-	-	-	-	-	-	-	-	-
7	-	-	WIRE223782	-	0.0	-	-	-	0.0	-	PIN1	-
7	-	-	WIRE482200	-	0.0	-	-	-	0.0	-	PIN1	-
8	-	-	-	-	-	-	-	-	-	-	-	-
8	-	-	WIRE223785	-	0.0	-	-	-	0.0	-	PIN1	-
8	-	-	WIRE480699	-	0.0	-	-	-	0.0	-	PIN1	-

Connector Name	1403
Part Number	3596927C1
Instances	ABS Private J1939:ABS Private J1939
Mates	MODU-ABS-3003-01-02A Bendix

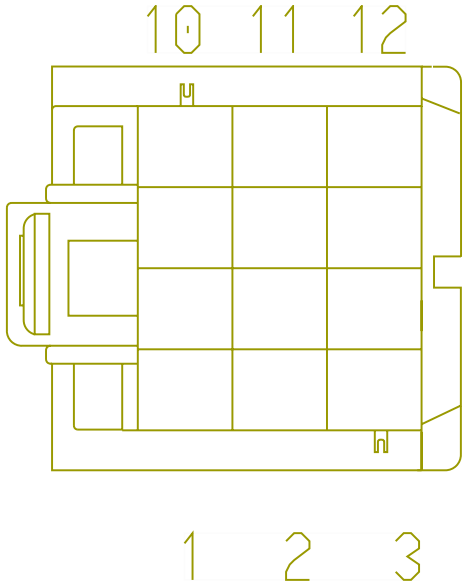

Name	Terminal Part Number	V-Min	Name	Wire Part Number	Wire CSA	Wire Spec	Wire Material description	Wire Color Description	Wire Length	End2 Terminal Part Number	End2 Pin Name	End2 Connector
7	-	-	XZ94SDA	3510299 R1	0.79	18.0	Thin Wall XLPE Primary Cable	LIGHT GREEN	1415.0	-	K	1410
8	-	-	XZ94SBA	3510311 R1	0.79	18.0	Thin Wall XLPE Primary Cable	GREY	1415.0	-	G	1410
10	-	-	XZ94SCA	3510311 R1	0.79	18.0	Thin Wall XLPE Primary Cable	GREY	1415.0	-	D	1410
11	-	-	XZ94SAA	3510311 R1	0.79	18.0	Thin Wall XLPE Primary Cable	GREY	1415.0	-	A	1410

Connector Name	1410
Part Number	3601838C1
Instances	ABS Private J1939:ABS Private J1939
Mates	SP-ABS_SPLICE-B002-00-10-A1

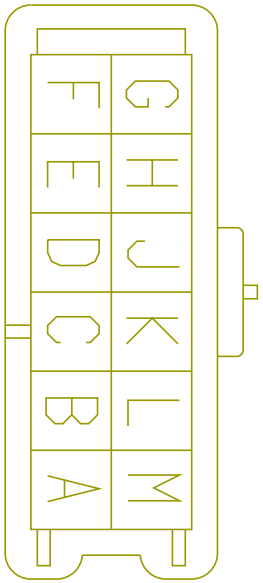

Name	Terminal Part Number	V-Min	Name	Wire Part Number	Wire CSA	Wire Spec	Wire Material description	Wire Color Description	Wire Length	End2 Terminal Part Number	End2 Pin Name	End2 Connect or
A	-	-	XZ94SAA	3510311 R1	0.79	18.0	Thin Wall XLPE Primary Cable	GREY	1415.0	-	11	1403
A	-	-	XD94SN	3510311 R1	0.79	18.0	Thin Wall XLPE Primary Cable	GREY	1310.0	-	7	1423
B	-	-	XD94SNA	3510311 R1	0.79	18.0	Thin Wall XLPE Primary Cable	GREY	1290.0	-	46	1701M
B	-	-	XZ94SAB	3510311 R1	0.79	18.0	Thin Wall XLPE Primary Cable	GREY	1290.0	-	46	1701M

Name	Terminal Part Number	V-Min	Name	Wire Part Number	Wire CSA	Wire Spec	Wire Material description	Wire Color Description	Wire Length	End2 Terminal Part Number	End2 Pin Name	End2 Connector
C	-	-	XZ94SA	3510311 R1	0.79	18.0	Thin Wall XLPE Primary Cable	GREY	750.0	-	A	1820M
C	-	-	XD94SNB	3510311 R1	0.79	18.0	Thin Wall XLPE Primary Cable	GREY	750.0	-	A	1820M
D	-	-	XZ94SCA	3510311 R1	0.79	18.0	Thin Wall XLPE Primary Cable	GREY	1415.0	-	10	1403
D	-	-	XD94SP	3510311 R1	0.79	18.0	Thin Wall XLPE Primary Cable	GREY	1310.0	-	10	1423
E	-	-	XZ94SBB	3510311 R1	0.79	18.0	Thin Wall XLPE Primary Cable	GREY	1290.0	-	47	1701M
E	-	-	XD94SPA	3510311 R1	0.79	18.0	Thin Wall XLPE Primary Cable	GREY	1290.0	-	47	1701M
F	-	-	XZ94SC	3510311 R1	0.79	18.0	Thin Wall XLPE Primary Cable	GREY	750.0	-	C	1820M
F	-	-	XD94SPB	3510311 R1	0.79	18.0	Thin Wall XLPE Primary Cable	GREY	750.0	-	B	1820M

Name	Terminal Part Number	V-Min	Name	Wire Part Number	Wire CSA	Wire Spec	Wire Material description	Wire Color Description	Wire Length	End2 Terminal Part Number	End2 Pin Name	End2 Connector
G	-	-	XZ94SBA	3510311 R1	0.79	18.0	Thin Wall XLPE Primary Cable	GREY	1415.0	-	8	1403
G	-	-	XD94SR	3510311 R1	0.79	18.0	Thin Wall XLPE Primary Cable	GREY	1310.0	-	3	1423
H	-	-	XZ94SCB	3510311 R1	0.79	18.0	Thin Wall XLPE Primary Cable	GREY	1290.0	-	48	1701M
H	-	-	XD94SRA	3510311 R1	0.79	18.0	Thin Wall XLPE Primary Cable	GREY	1290.0	-	48	1701M
J	-	-	XZ94SB	3510311 R1	0.79	18.0	Thin Wall XLPE Primary Cable	GREY	750.0	-	B	1820M
J	-	-	XD94SRB	3510311 R1	0.79	18.0	Thin Wall XLPE Primary Cable	GREY	750.0	-	C	1820M
K	-	-	XZ94SDA	3510299 R1	0.79	18.0	Thin Wall XLPE Primary Cable	LIGHT GREEN	1415.0	-	7	1403
K	-	-	XD94SS	3510311 R1	0.79	18.0	Thin Wall XLPE Primary Cable	GREY	1310.0	-	1	1423

Name	Terminal Part Number	V-Min	Name	Wire Part Number	Wire CSA	Wire Spec	Wire Material description	Wire Color Description	Wire Length	End2 Terminal Part Number	End2 Pin Name	End2 Connect or
L	-	-	XZ94SDB	3510311 R1	0.79	18.0	Thin Wall XLPE Primary Cable	GREY	1290.0	-	49	1701M
L	-	-	XD94SSA	3510311 R1	0.79	18.0	Thin Wall XLPE Primary Cable	GREY	1290.0	-	49	1701M
M	-	-	XZ94SD	3510311 R1	0.79	18.0	Thin Wall XLPE Primary Cable	GREY	750.0	-	D	1820M
M	-	-	XD94SSB	3510311 R1	0.79	18.0	Thin Wall XLPE Primary Cable	GREY	750.0	-	D	1820M

Connector Name	1420
Part Number	3557922C1
Instances	LoneStar - X15 - Adaptive Cruise Control w/o Display (Wabco):Diagram1 LT/RH - A26 - Auto Start Stop and Sleeper Auto Climate Cab Temp Oil Mapping (Manual Trans):Diagram1 LT/RH - A26 - Auto Start Stop Battery Oil Temp Mapping Manual Trans:Diagram1 LT/RH - A26 - Auto Start Stop with Sleeper Auto Climate Cab Temp Oil Mapping (Auto Trans):Diagram1 LT/RH - X15/A26 - Adaptive Cruise Control w/o Display (Wabco):Diagram1 LT/RH - X15/A26 - Lane Departure Warning - (Wabco OnLane 2.0 w/ roof speakers):Diagram1 LT/RH - X15/A26 - Lane Departure Warning - (Wabco OnLane 2.0 w/ tweeter):Diagram1 LT/RH/LoneStar - X15/A26 - Engine Brake (CA2.0; Mux Switch):Diagram1 LT/RH/LoneStar - X15/A26 - Engine Brake (CA2.0; Stalk Shifter):Diagram1 LT/RH/LoneStar - X15/A26 - Jaw Unlock Control W/ SOLENOIDS W/SWITCH PACKS:Diagram1 LT/RH/LoneStar - X15/A26 - Rear Lights Stop - Dual Assembly:Diagram1 LT/RH/LoneStar - X15/A26 - Rear Lights Stop - Dual Assembly:Diagram2 LT/RH/LoneStar - X15/A26 - Rear Lights Stop - Single Assembly Option 1:Diagram1 LT/RH/LoneStar - X15/A26 - Rear Lights Stop - Single Assembly Option 1:Diagram2 LT/RH/LoneStar - X15/A26 - Rear Lights Stop - Single Assembly Option 2:Diagram1 LT/RH/LoneStar - X15/A26 - Rear Lights Stop - Single Assembly Option 2:Diagram2 LT/RH/LoneStar X15 - Auto Start Stop Oil Temp Sensor Auto Trans:Diagram1 LT/RH/LoneStar X15 - Auto Start Stop Oil Temp Sensor Manual Trans:Diagram1 LT/RH/LoneStar X15 - Auto Start Stop with Sleeper Auto Climate / Cab Temp with Oil Temp Sensor Auto Trans:Diagram1 LT/RH/LoneStar X15 - Auto Start Stop with Sleeper Auto Climate / Cab Temp with Oil Temp Sensor Manual Trans:Diagram1

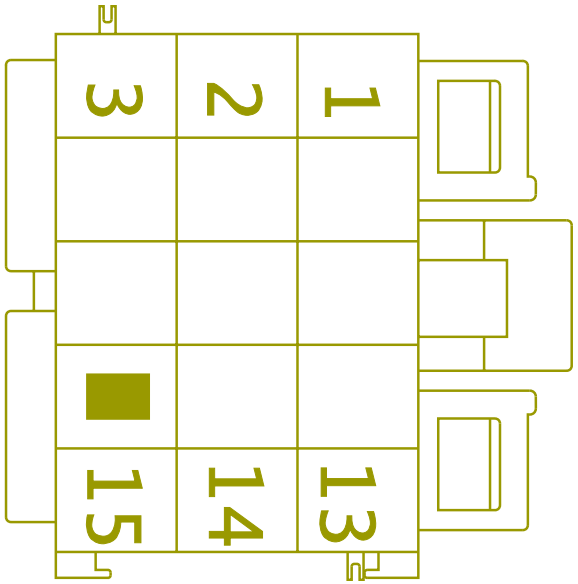

Powertrain J1939 (500Kbps) A26:Powertrain Standard J1939 (500Kbps) 2021 A26 Engine
Powertrain J1939 (500Kbps) Eaton Ultrashift+ Transmission X15:Powertrain J1939 (500kbps) Eaton Ultrashift+ X15
Powertrain J1939 (500Kbps) Endurant Transmission X15:Powertrain J1939 (500kbps) Endurant Transmission X15
Powertrain J1939 (500Kbps) Manual Transmission X15:Powertrain Standard J1939 (500kbps) Manual Transmission X15
Powertrain J1939 (500Kbps) TC10 Transmission X15:Powertrain J1939 (500kbps) TC10 Transmission X15

Mates MODU-ABS-3003-02-02A Wabco

Name	Terminal Part Number	V-Min	Name	Wire Part Number	Wire CSA	Wire Spec	Wire Material description	Wire Color Description	Wire Length	End2 Terminal Part Number	End2 Pin Name	End2 Connect or
1	-	-	-	-	-	-	-	-	-	-	-	-
1	-	-	WIRE223757	-	0.0	-	-	-	0.0	-	PIN1	-
3	-	-	-	-	-	-	-	-	-	-	-	-
3	-	-	WIRE223756	-	0.0	-	-	-	0.0	-	PIN1	-

Connector Name	1423
Part Number	3846885C1
Instances	ABS Private J1939:ABS Private J1939 LT/RH/LoneStar - X15/A26 - Hill Start Aid (Wabco):Diagram1
Mates	MODU-ABS-3003-02-02A Wabco

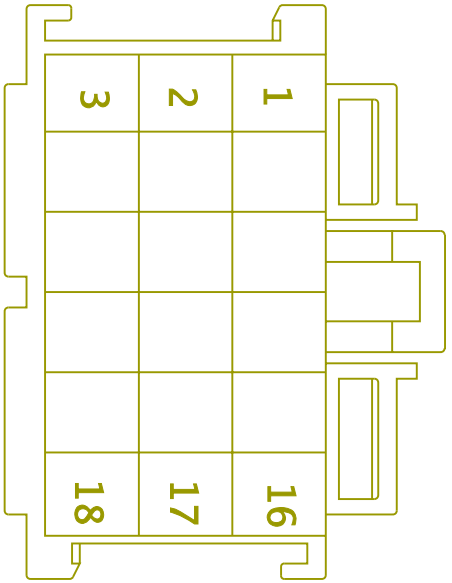

Name	Terminal Part Number	V-Min	Name	Wire Part Number	Wire CSA	Wire Spec	Wire Material description	Wire Color Description	Wire Length	End2 Terminal Part Number	End2 Pin Name	End2 Connector
1	-	-	XD94SS	3510311 R1	0.79	18.0	Thin Wall XLPE Primary Cable	GREY	1310.0	-	K	1410
1	-	-	-	-	-	-	-	-	-	-	-	-
3	-	-	XD94SR	3510311 R1	0.79	18.0	Thin Wall XLPE Primary Cable	GREY	1310.0	-	G	1410
3	-	-	-	-	-	-	-	-	-	-	-	-
7	-	-	XD94SN	3510311 R1	0.79	18.0	Thin Wall XLPE Primary Cable	GREY	1310.0	-	A	1410
10	-	-	XD94SP	3510311 R1	0.79	18.0	Thin Wall XLPE Primary Cable	GREY	1310.0	-	D	1410

Connector Name 1500A

Part Number 3710061C1

Instances Powertrain J1939 (500Kbps) A26:Powertrain Standard J1939 (500Kbps) 2021 A26 Engine

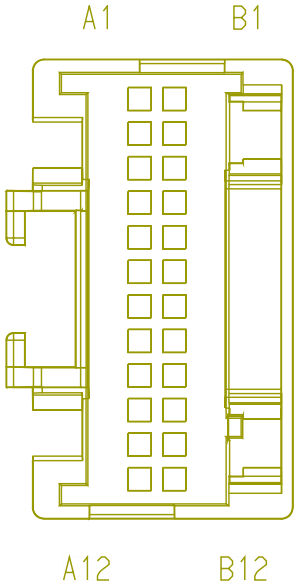

Name	Terminal Part Number	V-Min	Name	Wire Part Number	Wire CSA	Wire Spec	Wire Material description	Wire Color Description	Wire Length	End2 Terminal Part Number	End2 Pin Name	End2 Connect or
A9	-	-	WIRE223764	-	0.0	-	-	-	0.0	-	PIN1	-
A10	-	-	WIRE223763	-	0.0	-	-	-	0.0	-	PIN1	-

Connector Name	1500A
Part Number	3710061C1
Instances	LoneStar - X15 - Adaptive Cruise Control (Bendix - Fusion W/O DIU & N/ Safety Direct & Tweeters):Diagram1 LoneStar - X15 - Adaptive Cruise Control (Bendix - Fusion W/O DIU & W/ Safety Direct & Reg Speakers) Option 1:Diagram1 LoneStar - X15 - Adaptive Cruise Control (Bendix - Fusion W/O DIU & W/ Safety Direct & Reg Speakers) Option 2:Diagram1 LoneStar - X15 - Adaptive Cruise Control (Bendix - Fusion W/O DIU & W/ Safety Direct & W/ Tweeters):Diagram1 LoneStar - X15 - Adaptive Cruise Control w/o Display (Bendix):Diagram1 LoneStar - X15 - Adaptive Cruise Control w/o Display (Wabco):Diagram1 LoneStar - X15 - Headlights Halogen N/INT N/LOWW:Diagram1 LoneStar - X15 - Headlights Halogen N/INT W/LOWW:Diagram1 LoneStar - X15 - Headlights Halogen W/INT N/LOWW:Diagram1 LoneStar - X15 - Headlights Halogen W/INT W/ LOWW:Diagram1 LoneStar - X15 - Lane Departure Warning - (Bendix Fusion W/ Safety Direct))(US & Canada):Diagram1 LoneStar - X15 - Lane Departure Warning - (Bendix Fusion W/ Safety Direct))(US & Canada)-:Diagram1 LoneStar - X15 - Tire Pressure (TPMS) (US & Canada):Diagram1 LoneStar - X15 - Windshield Washer Pump & Low Fluid Sensor:Diagram1 LT - X15/A26 - Headlights Halogen N/INT N/LOWW:Diagram1 LT - X15/A26 - Headlights Halogen N/INT W/LOWW:Diagram1 LT - X15/A26 - Headlights Halogen W/INT N/LOWW:Diagram1 LT - X15/A26 - Headlights Halogen W/INT W/LOWW:Diagram1 LT - X15/A26 - Headlights LED N/ INT N/LOWW:Diagram1 LT - X15/A26 - Headlights LED N/ INT W/LOWW:Diagram1 LT - X15/A26 - Headlights LED W/INT N/LOWW:Diagram1 LT - X15/A26 - Headlights LED W/INT W/LOWW:Diagram1 LT/RH - 2021 A26 - Transmission Shifter (Eaton Endurant and Eaton Procision):Diagram1 LT/RH - 2021 A26 - Transmission Shifter (Universal Stalk Shifter - Allison 3K/4K):Diagram1 LT/RH - 2021 A26 - Transmission Shifter (Universal Stalk Shifter, Ultrashift):Diagram1 LT/RH - A26 - Air Filter Flow Restriction Monitoring:Diagram1 LT/RH - A26 - Ambient Temperature (Mirror Sensor):Diagram1

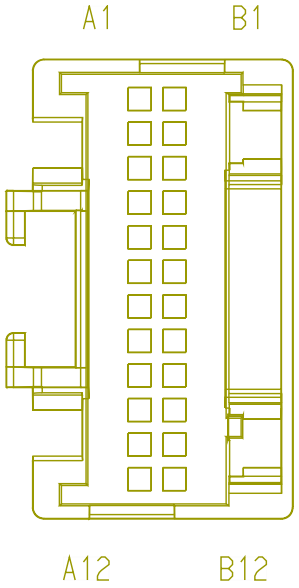

LT/RH - A26 - Coolant Level Monitoring (No CLA Module):Diagram1
LT/RH - A26 - DEF Economy Monitor (Cluster):Diagram1
LT/RH - A26 - DPF Regen Switch Only:Diagram1
LT/RH - A26 - DPF With Monostable Inhibit Switch:Diagram1
LT/RH - A26 - DPF With/ Bi-Stable Inhibit Switch:Diagram1
LT/RH - A26 - High Exhaust System Temperature (HEST) Monitoring:Diagram1
LT/RH - A26 - Selective Catalytic Reduction (SCR) - (Built 11/01/2021-12/10/2021):Diagram2
LT/RH - A26 - Selective Catalytic Reduction (SCR) - (Built 12/10/2021-12/31/2022):Diagram2 - DEF Tank FT Mtd (674B)
LT/RH - A26 - Selective Catalytic Reduction (SCR) - (Built 12/10/2021-12/31/2022):Diagram2 - DEF Tank RR Mtd (674)
LT/RH - A26 - Starter Interlocks (Service Brake Interlock):Diagram1
LT/RH - A26 - Starting Aid (Flame Start W/MD1 ECM):Diagram1
LT/RH - A26 - Transmission Oil Temperature (Automatic Trans W/ Aux Gauge):Diagram1
LT/RH - A26 - Transmission Oil Temperature (Automatic Trans):Diagram1
LT/RH - A26 - Transmission Oil Temperature (Manual Trans W/ Aux Gauge):Diagram1
LT/RH - A26 - Transmission Oil Temperature (Manual Trans):Diagram1
LT/RH - A26 - Transmission Power Take Off (Active Low Feedback):Diagram1
LT/RH - A26 - Transmission Power Take Off (Dual PTO W/ 42 Parameters & W/ Auto, AMT Trans):Diagram1- W/Endurant Trans
LT/RH - A26 - Transmission Power Take Off (Dual PTO W/ 42 Parameters & W/ Auto, AMT Trans):Diagram2 - N/ Endurant Trans
LT/RH - A26 - Transmission Power Take Off (Dual PTO W/ 42 Parameters & W/ Manual Trans):Diagram1
LT/RH - A26 - Transmission Power Take Off (Single PTO W/ 42 Parameters & W/ Manl Trans):Diagram1
LT/RH - A26 - Transmission Power Take Off (Single PTO W/42 Parameters & W/ Auto, AMT Trans):Diagram1 - W/ Endurant Trans
LT/RH - A26 - Transmission Power Take Off (Single PTO W/42 Parameters & W/ Auto, AMT Trans):Diagram2 - N/ Endurant Trans

LT/RH - A26 - Transmissions Electrical I/O (Eaton Ultrashift):Diagram1
LT/RH - A26 - Vehicle Speedometer System (VSS wired to VIC):Diagram1
LT/RH - A26 - Water In Fuel (WIF) Davco W/ Heater:Diagram1
LT/RH - A26 - Water In Fuel (WIF) Racor N/ Heater:Diagram1
LT/RH - X15/A26 - Adaptive Cruise Control (Bendix - Fusion W/ O DIU & N/ Safety Direct & Tweeters):Diagram1
LT/RH - X15/A26 - 10 PIN ClockSpring:Diagram1
LT/RH - X15/A26 - Adaptive Cruise Control (Bendix - Fusion W/ O DIU & N/ Safety Direct & Reg Speakers):Diagram1
LT/RH - X15/A26 - Adaptive Cruise Control (Bendix - Fusion W/ O DIU & W/ Safety Direct & Reg Speakers):Diagram1
LT/RH - X15/A26 - Adaptive Cruise Control (Bendix - Fusion W/ O DIU & W/ Safety Direct & W/ Tweeters):Diagram1
LT/RH - X15/A26 - Adaptive Cruise Control w/o Display (Bendix):Diagram1
LT/RH - X15/A26 - Adaptive Cruise Control w/o Display (Wabco):Diagram1
LT/RH - X15/A26 - Bendix; Tractor or Towing Truck; W/ Air SUSP; J1939 Driven Lamp:Diagram1
LT/RH - X15/A26 - Bendix; Tractor or Towing Truck; W/ Air SUSP; J1939 Driven Lamp:Diagram2
LT/RH - X15/A26 - Engine Oil Level Monitoring (CA2.0):Diagram1
LT/RH - X15/A26 - Intake Manifold Pressure AUX gauge:Diagram1
LT/RH - X15/A26 - Lane Departure Warning - (Bendix Fusion W/ Safety Direct))(US & Canada):Diagram1
LT/RH - X15/A26 - Lane Departure Warning - (Wabco OnLane 2.0 w/ roof speakers):Diagram1
LT/RH - X15/A26 - Lane Departure Warning - (Wabco OnLane 2.0 w/ tweeter):Diagram1
LT/RH - X15/A26 - Lane Departure Warning - Bendix:Diagram1
LT/RH - X15/A26 - Lane Keep Assist:Diagram1
LT/RH - X15/A26 - Park Brake Control (Monitoring) (W/Vehicle Speed):Diagram1
LT/RH - X15/A26 - Park Brake Control (Monitoring)(GEN IV BCM):Diagram1
LT/RH - X15/A26 - Steering Hands Off Detection:Diagram1
LT/RH - X15/A26 - Steering Performance:Diagram1
LT/RH - X15/A26 - Tire Pressure (TPMS) (US & Canada):Diagram1

LT/RH - X15/A26 - Windshield Washer Pump & Low Fluid Sensor:Diagram1
LT/RH A26 - Transmission (Ultrashift+ w/Body Builder):Diagram1
LT/RH A26 - Transmission I/O (Endurant Pressure Sensor):Diagram1
LT/RH A26 - X15/A26 - Up Shift Indicator (CA 2.0):Diagram1
LT/RH X15 - Coolant Level Monitoring:Diagram1
LT/RH/LoneStar - X15 - Air Flow Restriction Monitoring:Diagram1
LT/RH/LoneStar - X15 - Coolant Level Monitoring:Diagram1
LT/RH/LoneStar - X15 - DEF Economy Monitor (GEN IV Cluster w/ Cummins ENG):Diagram1
LT/RH/LoneStar - X15 - DPF Regen Switch Only:Diagram1
LT/RH/LoneStar - X15 - DPF With Monostable Inhibit Switch:Diagram1
LT/RH/LoneStar - X15 - DPF With/ Bi-Stable Inhibit Switch:Diagram1
LT/RH/LoneStar - X15 - High Exhaust System Temperature (HEST) Monitoring:Diagram1
LT/RH/LoneStar - X15 - Starter Interlocks (Service Brake Interlock):Diagram1
LT/RH/LoneStar - X15 - Starting Aid (Ether Start):Diagram1
LT/RH/LoneStar - X15 - Transmission Oil Temperature (Automatic Trans W/ Aux Gauge):Diagram1
LT/RH/LoneStar - X15 - Transmission Oil Temperature (Automatic Trans):Diagram1
LT/RH/LoneStar - X15 - Transmission Oil Temperature-Manual Trans-Horizon Option 1:Diagram1
LT/RH/LoneStar - X15 - Transmission Oil Temperature-Manual Trans-Horizon Option 1:Diagram2
LT/RH/LoneStar - X15 - Transmission Oil Temperature-Manual Trans-Horizon Option 1:Diagram3
LT/RH/LoneStar - X15 - Transmission Oil Temperature-Manual Trans-Horizon Option 2:Diagram1
LT/RH/LoneStar - X15 - Transmission Oil Temperature-Manual Trans-Horizon Option 2:Diagram2
LT/RH/LoneStar - X15 - Transmission Oil Temperature-Manual Trans-Horizon Option 2:Diagram3
LT/RH/LoneStar - X15 - Transmission Power Take Off:Diagram1
LT/RH/LoneStar - X15 - Transmission Power Take Off Dual PTO with Clutch Interlock MANUAL:Diagram1
LT/RH/LoneStar - X15 - Transmission Power Take Off Dual Solenoid AUTO:Diagram1

LT/RH/LoneStar - X15 - Transmission Power Take Off W/ Clutch Interlock:Diagram1
LT/RH/LoneStar - X15 - Transmission Shifter (Eaton Endurant and Eaton Procision):Diagram1
LT/RH/LoneStar - X15 - Transmission Shifter (Universal Shifter - Ultrashift+ & FAS):Diagram1
LT/RH/LoneStar - X15 - Transmission SINGLE Power Take Off MANUAL:Diagram1
LT/RH/LoneStar - X15 - Vehicle Speedometer System (Manual XMSN):Diagram1
LT/RH/LoneStar - X15 - Vehicle Speedometer System (W/AMT/ AUTO TRANS):Diagram1
LT/RH/LoneStar - X15 - Water In Fuel (WIF) DAVCO N/ Heater:Diagram1
LT/RH/LoneStar - X15 - Water In Fuel (WIF) DAVCO N/ Heater:Diagram2
LT/RH/LoneStar - X15 - Water In Fuel (WIF) DAVCO W/ Heater:Diagram1
LT/RH/LoneStar - X15 - Water In Fuel (WIF) DAVCO W/ Heater:Diagram2
LT/RH/LoneStar - X15 - Water In Fuel (WIF) RACOR N/ Heater:Diagram1
LT/RH/LoneStar - X15/A26 - 2 Driver Controlled Locking Differential - FR & RR Axle (DANA):Diagram1
LT/RH/LoneStar - X15/A26 - 2 Driver Controlled Locking Differential - FR & RR Axle (MERITOR):Diagram1
LT/RH/LoneStar - X15/A26 - Adjustable Engine Speed Control (PTO) 4-pin Clockspring:Diagram1
LT/RH/LoneStar - X15/A26 - Adjustable Engine Speed Control (PTO) 10-PIN ClockSpring:Diagram1
LT/RH/LoneStar - X15/A26 - Analytic Cruise Control:Diagram1
LT/RH/LoneStar - X15/A26 - Axle Loading (Weight) Rear:Diagram1
LT/RH/LoneStar - X15/A26 - Axle Loading (Weight) Rear:Diagram2
LT/RH/LoneStar - X15/A26 - Brake Pressure (Auxiliary Gauge):Diagram1
LT/RH/LoneStar - X15/A26 - Brake Pressure (Virtual Gauge):Diagram1
LT/RH/LoneStar - X15/A26 - Compressed Air Supply (Primary and Secondary Gauge):Diagram1
LT/RH/LoneStar - X15/A26 - Coolant Temperature Monitoring (J1939 Comm):Diagram1

LT/RH/LoneStar - X15/A26 - Door Ajar Reminder (Entry/
Exit):Diagram1
LT/RH/LoneStar - X15/A26 - Driver Controlled Locking
Differential - FR & RR Axle (DANA):Diagram1
LT/RH/LoneStar - X15/A26 - Driver Controlled Locking
Differential - FR & RR Axle (MERITOR):Diagram1
LT/RH/LoneStar - X15/A26 - Driver Controlled Locking
Differential - FR (MERITOR):Diagram1
LT/RH/LoneStar - X15/A26 - Driver Controlled Locking
Differential - RR Axle (DANA):Diagram1
LT/RH/LoneStar - X15/A26 - Driver Controlled Locking
Differential - RR Axle (DANA):Diagram2
LT/RH/LoneStar - X15/A26 - Driver Controlled Locking
Differential - RR Axle (MERITOR):Diagram1
LT/RH/LoneStar - X15/A26 - Driver Controlled Locking
Differential - RR Axle (MERITOR):Diagram2
LT/RH/LoneStar - X15/A26 - Electrical Load Control(Load
Shed):Diagram1
LT/RH/LoneStar - X15/A26 - Engine Brake (CA2.0; Mux
Switch):Diagram1
LT/RH/LoneStar - X15/A26 - Engine Brake (CA2.0; Stalk
Shifter):Diagram1
LT/RH/LoneStar - X15/A26 - Engine Oil Pressure:Diagram1
LT/RH/LoneStar - X15/A26 - Engine Oil Temperature (NA
MUX_AUX Gauge):Diagram1
LT/RH/LoneStar - X15/A26 - Engine Oil Temperature (NA-
Mux):Diagram1
LT/RH/LoneStar - X15/A26 - Engine Speed
(Tachometer_J1939):Diagram1
LT/RH/LoneStar - X15/A26 - Engine Usage Monitoring
(Base):Diagram1
LT/RH/LoneStar - X15/A26 - Engine Usage Monitoring (VID
Option):Diagram1
LT/RH/LoneStar - X15/A26 - Engine Warning (DM1 LAMPS -
MUX):Diagram1
LT/RH/LoneStar - X15/A26 - Exterior Lamp Reminder:Diagram1
LT/RH/LoneStar - X15/A26 - Fuel Economy Monitor:Diagram1
LT/RH/LoneStar - X15/A26 - Fuel Level (Single Tank - Left
Side):Diagram1
LT/RH/LoneStar - X15/A26 - Fuel Level (Single Tank - Left
Side):Diagram2
LT/RH/LoneStar - X15/A26 - Fuel Level (Single Tank - Left
Side):Diagram3

LT/RH/LoneStar - X15/A26 - Fuel Level (Single Tank - Left Side):Diagram4
LT/RH/LoneStar - X15/A26 - Fuel Level (Single Tank - Left Side):Diagram5
LT/RH/LoneStar - X15/A26 - Fuel Level (Single Tank - Left Side):Diagram6
LT/RH/LoneStar - X15/A26 - Hill Start Aid (Wabco):Diagram1
LT/RH/LoneStar - X15/A26 - Instrument Cluster (Premium):Diagram1
LT/RH/LoneStar - X15/A26 - Instrument Cluster (Standard):Diagram1
LT/RH/LoneStar - X15/A26 - Instrument Cluster - Bulb Check:Diagram1
LT/RH/LoneStar - X15/A26 - Instrument Cluster - Request and Status:Diagram1
LT/RH/LoneStar - X15/A26 - Intake Manifold Pressure:Diagram1
LT/RH/LoneStar - X15/A26 - Jaw Monitoring:Diagram1
LT/RH/LoneStar - X15/A26 - Jaw Unlock Control (Standard):Diagram1
LT/RH/LoneStar - X15/A26 - Jaw Unlock Control W/ SOLENOIDS W/SWITCH PACKS:Diagram1
LT/RH/LoneStar - X15/A26 - Navistar Telematics Module - Programming:Diagram1
LT/RH/LoneStar - X15/A26 - Odometer (Cluster):Diagram1
LT/RH/LoneStar - X15/A26 - Park Brake Controls (Non Lever Park Brake):Diagram1
LT/RH/LoneStar - X15/A26 - Park Brake Controls (with Alarm IGN ON/OFF):Diagram1
LT/RH/LoneStar - X15/A26 - Park Brake Reminder (Non-Stationary) (CA2.0):Diagram1
LT/RH/LoneStar - X15/A26 - Power Divider Lock Control and Monitoring:Diagram1
LT/RH/LoneStar - X15/A26 - Seatbelt Reminder (Warning) (Driver & Passenger in parallel):Diagram1
LT/RH/LoneStar - X15/A26 - Seatbelt Reminder (Warning) (Driver only):Diagram1
LT/RH/LoneStar - X15/A26 - Single Axle Temperature Monitoring:Diagram1
LT/RH/LoneStar - X15/A26 - Single Axle Temperature Monitoring w/Aux Gauge:Diagram1
LT/RH/LoneStar - X15/A26 - Tandem Axle Temperature Monitoring:Diagram1
LT/RH/LoneStar - X15/A26 - Tandem Axle Temperature Monitoring:Diagram2

LT/RH/LoneStar - X15/A26 - Tandem Axle Temperature Monitoring w/ Single SNSR and AUX Gauge:Diagram1
LT/RH/LoneStar - X15/A26 - Tandem Axle Temperature Monitoring w/ Single SNSR and AUX Gauge:Diagram1
LT/RH/LoneStar - X15/A26 - Tandem Axle Temperature Monitoring w/Aux Gauge:Diagram1
LT/RH/LoneStar - X15/A26 - Tandem Axle Temperature Monitoring w/Aux Gauge:Diagram2
LT/RH/LoneStar - X15/A26 - Theft Deterrent (Standard J1939 Mux SW):Diagram1
LT/RH/LoneStar - X15/A26 - Traction Control (Bendix Controller):Diagram1
LT/RH/LoneStar - X15/A26 - Traction Control (Bendix Controller):Diagram2
LT/RH/LoneStar - X15/A26 - Traction Control (Bendix Controller) With ABS Trailer:Diagram1
LT/RH/LoneStar - X15/A26 - Traction Control (Bendix Controller) With ABS Trailer:Diagram2
LT/RH/LoneStar - X15/A26 - Traction Control (Wabco Controller):Diagram1
LT/RH/LoneStar - X15/A26 - Traction Control (Wabco Controller):Diagram2
LT/RH/LoneStar - X15/A26 - Traction Control (Wabco Controller):Diagram3
LT/RH/LoneStar - X15/A26 - Transmission - MODE Selection:Diagram1
LT/RH/LoneStar - X15/A26 - Transmission Oil Level (Low Level Warning):Diagram1
LT/RH/LoneStar - X15/A26 - Transmission Range Inhibit (J1939 Comm):Diagram1
LT/RH/LoneStar - X15/A26 - Trip Odometer (Cluster):Diagram1
LT/RH/LoneStar - X15/A26 - Vehicle Speed Control (Cruise Control) 4 - PIN:Diagram1
LT/RH/LoneStar - X15/A26 - Vehicle Speed Limit Override:Diagram1
LT/RH/LoneStar - X15/A26 - Voltage Monitoring (Voltmeter) (with Aux gauge):Diagram1
LT/RH/LoneStar - X15/A26 - Voltage Monitoring (Voltmeter) Option 1:Diagram1
LT/RH/LoneStar - X15/A26 - Voltage Monitoring (Voltmeter) Option 2:Diagram1
LT/RH/LoneStar X15 - Ambient Air Temperature Option 1:Diagram1

LT/RH/LoneStar X15 - Transmission (Ultrashift+ w/Body Builder):Diagram1
LT/RH/LoneStar X15 - Transmission I/O (Endurant Pressure Sensor):Diagram1
Powertrain J1939 (500Kbps) Eaton Ultrashift+ Transmission X15:Powertrain J1939 (500kbps) Eaton Ultrashift+ X15
Powertrain J1939 (500Kbps) Endurant Transmission X15:Powertrain J1939 (500kbps) Endurant Transmission X15
Powertrain J1939 (500Kbps) Manual Transmission X15:Powertrain Standard J1939 (500kbps) Manual Transmission X15
Powertrain J1939 (500Kbps) TC10 Transmission X15:Powertrain J1939 (500kbps) TC10 Transmission X15
RH - X15/A26 - Directional Signal (Turn) W/ HEADLIGHTS:Diagram1
RH - X15/A26 - Headlights Halogen N/INT N/LOWW:Diagram1
RH - X15/A26 - Headlights Halogen N/INT W/LOWW:Diagram1
RH - X15/A26 - Headlights Halogen W/INT N/LOWW:Diagram1
RH - X15/A26 - Headlights Halogen W/INT W/LOWW:Diagram1
RH - X15/A26 - Headlights LED N/INT N/LOWW LT:Diagram1
RH - X15/A26 - Headlights LED N/INT W/LOWW LT:Diagram1
RH - X15/A26 - Headlights LED W/INT N/LOWW LT:Diagram1
RH - X15/A26 - Headlights LED W/INT W/LOWW LT:Diagram1
Tire Pressure Monitoring (TPMS)(LDL Technology):Combination1
Tire Pressure Monitoring (TPMS)(LDL Technology):Combination2
Tire Pressure Monitoring (TPMS)(LDL Technology):Combination3

Mates MODU-EGC-A003-10-00

Name	Terminal Part Number	V-Min	Name	Wire Part Number	Wire CSA	Wire Spec	Wire Material description	Wire Color Description	Wire Length	End2 Terminal Part Number	End2 Pin Name	End2 Connector
A2	-	-	AA14EE	3510366 R1	1.16	16.0	Thin Wall XLPE Primary Cable	RED	1455.0	-	-	-

Name	Terminal Part Number	V-Min	Name	Wire Part Number	Wire CSA	Wire Spec	Wire Material description	Wire Color Description	Wire Length	End2 Terminal Part Number	End2 Pin Name	End2 Connector
A3	-	-	AA13EA	3510323 R1	0.79	18.0	Thin Wall XLPE Primary Cable	PINK	1640.0	-	-	-
A6	-	-	5E13C	3510323 R1	0.79	18.0	Thin Wall XLPE Primary Cable	PINK	875.0	-	X	-
A7	-	-	5E179	3510359 R1	0.79	18.0	Thin Wall XLPE Primary Cable	WHITE	2720.0	-	-	-
A9	-	-	-	-	-	-	-	-	-	-	-	-
A9	-	-	WIRE223764	-	0.0	-	-	-	0.0	-	PIN1	-
A10	-	-	-	-	-	-	-	-	-	-	-	-
A10	-	-	WIRE223763	-	0.0	-	-	-	0.0	-	PIN1	-
B3	-	-	AA11-GKE	3510360 R1	1.16	16.0	Thin Wall XLPE Primary Cable	WHITE	290.0	-	-	-
B4	-	-	CP98F	3510328 R1	0.53	20.0	Thin Wall XLPE Primary Cable	TAN	1640.0	-	-	-
B4	-	-	CT98F	3510328 R1	0.53	20.0	Thin Wall XLPE Primary Cable	TAN	1640.0	-	-	-
B4	-	-	MB98F	3510328 R1	0.53	20.0	Thin Wall XLPE Primary Cable	TAN	1640.0	-	-	-

Name	Terminal Part Number	V-Min	Name	Wire Part Number	Wire CSA	Wire Spec	Wire Material description	Wire Color Description	Wire Length	End2 Terminal Part Number	End2 Pin Name	End2 Connector
B4	-	-	MJ98F	3510328 R1	0.53	20.0	Thin Wall XLPE Primary Cable	TAN	1640.0	-	-	-
B5	-	-	MB11-GMW	3510358 R1	0.53	20.0	Thin Wall XLPE Primary Cable	WHITE	3550.0	-	-	-
B5	-	-	CT11-GMW	3510358 R1	0.53	20.0	Thin Wall XLPE Primary Cable	WHITE	2420.0	-	-	-
B5	-	-	MJ11-GMW	2643764 R1	0.53	20.0	Std. Wall XLPE Primary Cable	WHITE	2420.0	-	-	-
B5	-	-	CP11-GMW	2643764 R1	0.53	20.0	Std. Wall XLPE Primary Cable	WHITE	3350.0	-	-	-
B6	-	-	DX63AW	3510352 R1	0.53	20.0	Thin Wall XLPE Primary Cable	DARK BLUE	2470.0	-	-	-
B7	-	-	DX11-GLD	3510358 R1	0.53	20.0	Thin Wall XLPE Primary Cable	WHITE	775.0	-	-	-
B8	-	-	AT28C	3510328 R1	0.53	20.0	Thin Wall XLPE Primary Cable	TAN	1095.0	-	-	-

Name	Terminal Part Number	V-Min	Name	Wire Part Number	Wire CSA	Wire Spec	Wire Material description	Wire Color Description	Wire Length	End2 Terminal Part Number	End2 Pin Name	End2 Connector
B9	-	-	AT28A	3510328 R1	0.53	20.0	Thin Wall XLPE Primary Cable	TAN	1095.0	-	-	-
B10	-	-	AT28B	3510328 R1	0.53	20.0	Thin Wall XLPE Primary Cable	TAN	1095.0	-	-	-

Connector Name	16A/1978
Part Number	3540612C1
Instances	Powertrain J1939 (500Kbps) A26:Powertrain Standard J1939 (500Kbps) 2021 A26 Engine
Mates	16B

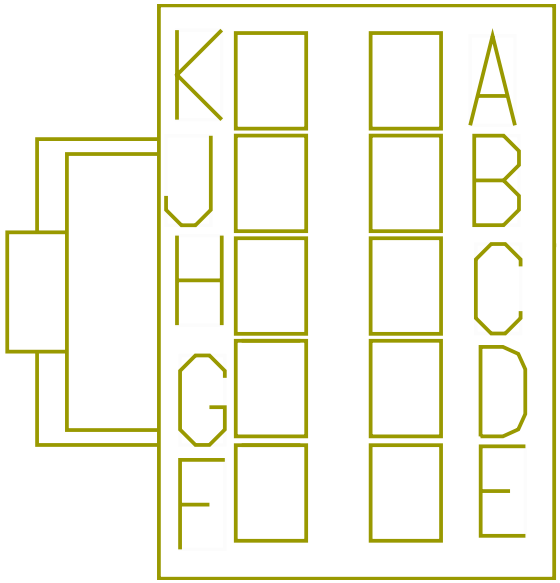

Name	Terminal Part Number	V-Min	Name	Wire Part Number	Wire CSA	Wire Spec	Wire Material description	Wire Color Description	Wire Length	End2 Terminal Part Number	End2 Pin Name	End2 Connect or
J	-	-	WIRE223924	-	0.0	-	-	-	0.0	-	X	-
K	-	-	WIRE223925	-	0.0	-	-	-	0.0	-	X	-

Connector Name 16B

Part Number 3540613C1

Instances Cab J1939 (250Kbps):Cab J1939 (250Kbps)
Fusion Private J1939:Fusion Private J1939
LoneStar - X15 - Adaptive Cruise Control (Bendix - Fusion W/O DIU & W/ Safety Direct & Reg Speakers) Option 1:Diagram1
LoneStar - X15 - Adaptive Cruise Control (Bendix - Fusion W/O DIU & W/ Safety Direct & Reg Speakers) Option 2:Diagram1
LoneStar - X15 - Lane Departure Warning - (Bendix Fusion W/ Safety Direct))(US & Canada):Diagram1
LoneStar - X15 - Lane Departure Warning - (Bendix Fusion W/ Safety Direct))(US & Canada)-:Diagram1
LT/RH - X15/A26 - Land Departure Warning - (Bendix - AutoVue W/ Qualcomm Safety Direct):Diagram1
LT/RH - X15/A26 - Adaptive Cruise Control (Bendix - Fusion W/ O DIU & N/ Safety Direct & Reg Speakers):Diagram1
LT/RH - X15/A26 - Adaptive Cruise Control (Bendix - Fusion W/ O DIU & W/ Safety Direct & Reg Speakers):Diagram1
LT/RH - X15/A26 - Lane Departure Warning - (Bendix - AutoVue N/ Qualcomm Safety Direct):Diagram1
LT/RH - X15/A26 - Lane Departure Warning - (Bendix Fusion W/ Safety Direct))(US & Canada):Diagram1
LT/RH - X15/A26 - Lane Departure Warning - (Wabco OnLane 2.0 w/ roof speakers):Diagram1
LT/RH - X15/A26 - Lane Departure Warning - (Wabco OnLane):Diagram1
LT/RH - X15/A26 - Lane Departure Warning - Bendix:Diagram1

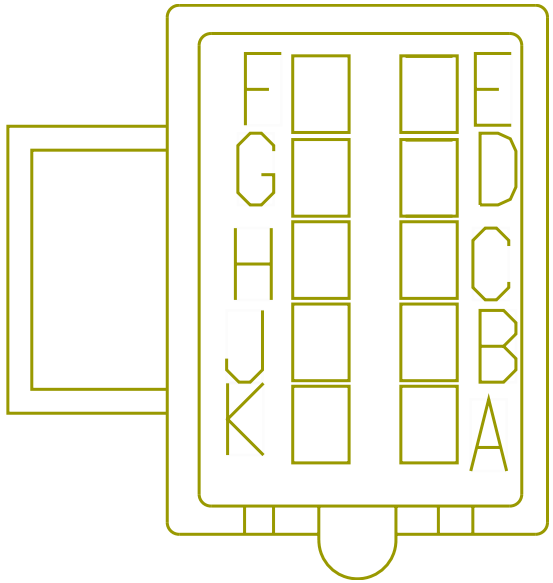

Mates 1978

Name	Terminal Part Number	V-Min	Name	Wire Part Number	Wire CSA	Wire Spec	Wire Material description	Wire Color Description	Wire Length	End2 Terminal Part Number	End2 Pin Name	End2 Connector
A	-	-	2V67EN	3510328 R1	0.53	20.0	Thin Wall XLPE Primary Cable	TAN	1935.0	-	9	A01-1119M
A	-	-	RV67EN	3510330 R1	1.16	16.0	Thin Wall XLPE Primary Cable	TAN	1945.0	-	7	1118M

Name	Terminal Part Number	V-Min	Name	Wire Part Number	Wire CSA	Wire Spec	Wire Material description	Wire Color Description	Wire Length	End2 Terminal Part Number	End2 Pin Name	End2 Connector
B	-	-	2V67NA	3510346 R1	0.53	20.0	Thin Wall XLPE Primary Cable	VIOLET	1935.0	-	11	A01-1119M
B	-	-	RV67NA	3510330 R1	1.16	16.0	Thin Wall XLPE Primary Cable	TAN	1945.0	-	8	1118M
C	-	-	2V13COG	3510324 R1	1.16	16.0	Thin Wall XLPE Primary Cable	PINK	1575.0	-	X	-
C	-	-	YK13COG	3510324 R1	1.16	16.0	Thin Wall XLPE Primary Cable	PINK	1945.0	-	X	-
C	-	-	SG13COG	3510324 R1	1.16	16.0	Thin Wall XLPE Primary Cable	PINK	2135.0	-	-	-
C	-	-	RV13COG	3510324 R1	1.16	16.0	Thin Wall XLPE Primary Cable	PINK	1575.0	-	X	-
D	-	-	2V11COG	3510358 R1	0.53	20.0	Thin Wall XLPE Primary Cable	WHITE	1025.0	-	X	-
D	-	-	CS11COG	3510359 R1	0.79	18.0	Thin Wall XLPE Primary Cable	WHITE	1025.0	-	X	-

Name	Terminal Part Number	V-Min	Name	Wire Part Number	Wire CSA	Wire Spec	Wire Material description	Wire Color Description	Wire Length	End2 Terminal Part Number	End2 Pin Name	End2 Connector
D	-	-	SG11COG	3510360 R1	1.16	16.0	Thin Wall XLPE Primary Cable	WHITE	850.0	-	-	-
D	-	-	RV11COG	3510359 R1	0.79	18.0	Thin Wall XLPE Primary Cable	WHITE	1025.0	-	X	-
E	-	-	ZF56AAA	2645577 R1	0.79	18A	Thin Wall XLPE Primary Cable	ORANGE	685.0	-	-	-
E	-	-	WIRE234455	-	0.0	-	-	-	0.0	-	46	1700
F	-	-	ZF57AAA	3510316 R1	0.53	20.0	Thin Wall XLPE Primary Cable	ORANGE	685.0	-	-	-
F	-	-	WIRE234454	-	0.0	-	-	-	0.0	-	45	1700
G	-	-	2V67COG	3510311 R1	0.79	18.0	Thin Wall XLPE Primary Cable	GREY	1605.0	-	X	-
G	-	-	YK67COG	3510311 R1	0.79	18.0	Thin Wall XLPE Primary Cable	GREY	1695.0	-	X	-
G	-	-	CS67COG	3510311 R1	0.79	18.0	Thin Wall XLPE Primary Cable	GREY	1695.0	-	X	-

Name	Terminal Part Number	V-Min	Name	Wire Part Number	Wire CSA	Wire Spec	Wire Material description	Wire Color Description	Wire Length	End2 Terminal Part Number	End2 Pin Name	End2 Connector
G	-	-	RV67COG	3510359 R1	0.79	18.0	Thin Wall XLPE Primary Cable	WHITE	1945.0	-	2B	1118M
H	-	-	2V14CSB	3510366 R1	1.16	16.0	Thin Wall XLPE Primary Cable	RED	1950.0	-	-	-
H	-	-	CS14CSB	3510366 R1	1.16	16.0	Thin Wall XLPE Primary Cable	RED	1950.0	-	-	-
J	-	-	WIRE223973	-	0.0	-	-	-	0.0	-	B	1026
K	-	-	WIRE223972	-	0.0	-	-	-	0.0	-	L	1026

Connector Name	16B
Part Number	3540613C1
Short Description	BENDIX/TAKATA LDW ROOF CONN
Instances	Powertrain J1939 (500Kbps) A26:Powertrain Standard J1939 (500Kbps) 2021 A26 Engine
Mates	16A/1978

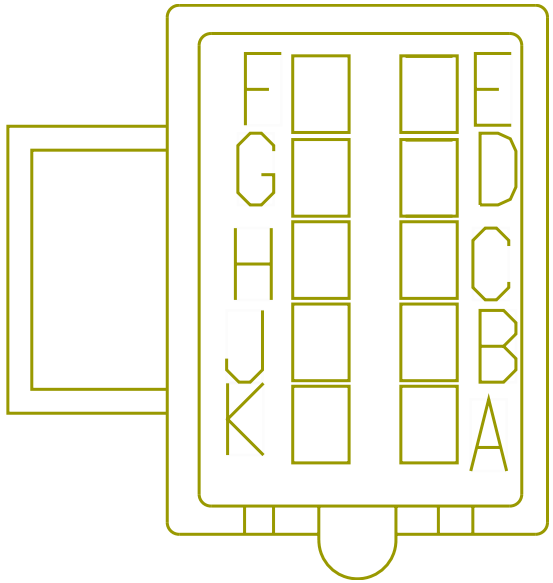

Name	Terminal Part Number	V-Min	Name	Wire Part Number	Wire CSA	Wire Spec	Wire Material description	Wire Color Description	Wire Length	End2 Terminal Part Number	End2 Pin Name	End2 Connect or
J	-	-	WIRE223905	-	0.0	-	-	-	0.0	-	X	-
K	-	-	WIRE223904	-	0.0	-	-	-	0.0	-	PIN1	-

Connector Name	16B
Part Number	3540613C1
Short Description	BENDIX/TAKATA LDW ROOF CONN
Instances	LoneStar - X15 - Adaptive Cruise Control (Bendix - Fusion W/O DIU & N/ Safety Direct & Tweeters):Diagram1 LoneStar - X15 - Adaptive Cruise Control (Bendix - Fusion W/O DIU & W/ Safety Direct & W/ Tweeters):Diagram1 LT/RH - X15/A26 - Adaptive Cruise Control (Bendix - Fusion W/O DIU & N/ Safety Direct & Tweeters):Diagram1 LT/RH - X15/A26 - Adaptive Cruise Control (Bendix - Fusion W/O DIU & W/ Safety Direct & W/ Tweeters):Diagram1 Powertrain J1939 (500Kbps) Eaton Ultrashift+ Transmission X15:Powertrain J1939 (500kbps) Eaton Ultrashift+ X15 Powertrain J1939 (500Kbps) Endurant Transmission X15:Powertrain J1939 (500kbps) Endurant Transmission X15 Powertrain J1939 (500Kbps) Manual Transmission X15:Powertrain Standard J1939 (500kbps) Manual Transmission X15 Powertrain J1939 (500Kbps) TC10 Transmission X15:Powertrain J1939 (500kbps) TC10 Transmission X15
Mates	1978

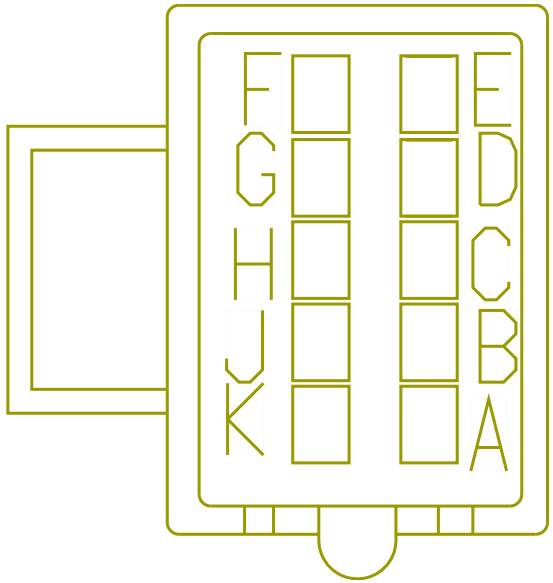

Name	Terminal Part Number	V-Min	Name	Wire Part Number	Wire CSA	Wire Spec	Wire Material description	Wire Color Description	Wire Length	End2 Terminal Part Number	End2 Pin Name	End2 Connector
C	-	-	YK13COG	3510324 R1	1.16	16.0	Thin Wall XLPE Primary Cable	PINK	1945.0	-	X	-
D	-	-	CS11COG	3510359 R1	0.79	18.0	Thin Wall XLPE Primary Cable	WHITE	1025.0	-	X	-
G	-	-	CS67COG	3510311 R1	0.79	18.0	Thin Wall XLPE Primary Cable	GREY	1695.0	-	X	-

Name	Terminal Part Number	V-Min	Name	Wire Part Number	Wire CSA	Wire Spec	Wire Material description	Wire Color Description	Wire Length	End2 Terminal Part Number	End2 Pin Name	End2 Connector
H	-	-	CS14CSB	3510366 R1	1.16	16.0	Thin Wall XLPE Primary Cable	RED	1950.0	-	-	-
J	-	-	WIRE223 905	-	0.0	-	-	-	0.0	-	X	-
K	-	-	WIRE223 904	-	0.0	-	-	-	0.0	-	PIN1	-

Connector Name	1605
Part Number	373759C2
Instances	LT/RH/LoneStar - X15/A26 - BODY CONTROL MODULE (Body Control Module):Connector J8 (Power Feed)
Mates	MODU-BCM-A000-10-00

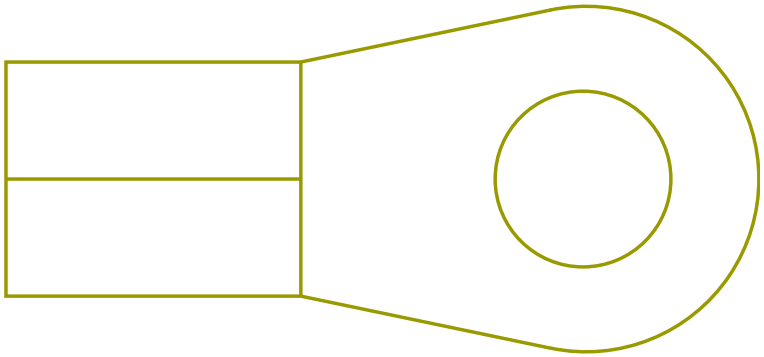

Name	Terminal Part Number	V-Min	Name	Wire Part Number	Wire CSA	Wire Spec	Wire Material description	Wire Color Description	Wire Length	End2 Terminal Part Number	End2 Pin Name	End2 Connect or
A	-	-	AA14J	2644026 R1	18.94	4.0	Std. Wall XLPE Battery Cable	RED	725.0	-	X	-
A	-	-	NQ14D	-	18.94	4.0	Std. Wall XLPE Battery Cable	RED	0.0	-	PIN1	-

Connector Name 1650MA (250K)

Part Number 3544066C1

Instances Cab J1939 (250Kbps):Cab J1939 (250Kbps)
Powertrain J1939 (500Kbps) A26:Powertrain Standard J1939 (500Kbps) 2021 A26 Engine
Powertrain J1939 (500Kbps) Eaton Ultrashift+ Transmission X15:Powertrain J1939 (500kbps) Eaton Ultrashift+ X15
Powertrain J1939 (500Kbps) Endurant Transmission X15:Powertrain J1939 (500kbps) Endurant Transmission X15
Powertrain J1939 (500Kbps) Manual Transmission X15:Powertrain Standard J1939 (500kbps) Manual Transmission X15
Powertrain J1939 (500Kbps) TC10 Transmission X15:Powertrain J1939 (500kbps) TC10 Transmission X15



Name	Terminal Part Number	V-Min	Name	Wire Part Number	Wire CSA	Wire Spec	Wire Material description	Wire Color Description	Wire Length	End2 Terminal Part Number	End2 Pin Name	End2 Connector
C	-	-	WIRE233693	-	0.0	-	-	-	0.0	-	PIN1	-
C	-	-	WIRE480686	-	0.0	-	-	-	0.0	-	PIN1	-
D	-	-	WIRE233695	-	0.0	-	-	-	0.0	-	PIN1	-
D	-	-	WIRE480687	-	0.0	-	-	-	0.0	-	PIN1	-
H	-	-	WIRE223980	-	0.0	-	-	-	0.0	-	PIN1	-
J	-	-	WIRE223981	-	0.0	-	-	-	0.0	-	PIN1	-

Connector Name	1650 (500k)
Part Number	3757649C1
Instances	Powertrain J1939 (500Kbps) A26:Powertrain Standard J1939 (500Kbps) 2021 A26 Engine
Mates	DEV-9PinDiag-0008-00-02A



Name	Terminal Part Number	V-Min	Name	Wire Part Number	Wire CSA	Wire Spec	Wire Material description	Wire Color Description	Wire Length	End2 Terminal Part Number	End2 Pin Name	End2 Connect or
C	-	-	WIRE223777	-	0.0	-	-	-	0.0	-	PIN1	-
D	-	-	WIRE223778	-	0.0	-	-	-	0.0	-	X	-

Connector Name	1650
Part Number	3757649C1
Instances	Cab J1939 (250Kbps):Cab J1939 (250Kbps) Powertrain J1939 (500Kbps) Eaton Ultrashift+ Transmission X15:Powertrain J1939 (500kbps) Eaton Ultrashift+ X15 Powertrain J1939 (500Kbps) Endurant Transmission X15:Powertrain J1939 (500kbps) Endurant Transmission X15 Powertrain J1939 (500Kbps) Manual Transmission X15:Powertrain Standard J1939 (500kbps) Manual Transmission X15 Powertrain J1939 (500Kbps) TC10 Transmission X15:Powertrain J1939 (500kbps) TC10 Transmission X15
Mates	DEV-9PinDiag-0008-00-10-01A



Name	Terminal Part Number	V-Min	Name	Wire Part Number	Wire CSA	Wire Spec	Wire Material description	Wire Color Description	Wire Length	End2 Terminal Part Number	End2 Pin Name	End2 Connect or
C	-	-	WIRE223777	-	0.0	-	-	-	0.0	-	PIN1	-
D	-	-	WIRE223778	-	0.0	-	-	-	0.0	-	X	-
H	-	-	WIRE223942	-	0.0	-	-	-	0.0	-	PIN1	-
J	-	-	WIRE223943	-	0.0	-	-	-	0.0	-	PIN1	-

Connector Name 1650_
Part Number 3544066C1
Instances Cab J1939 (250Kbps):Cab J1939 (250Kbps)



Name	Terminal Part Number	V-Min	Name	Wire Part Number	Wire CSA	Wire Spec	Wire Material description	Wire Color Description	Wire Length	End2 Terminal Part Number	End2 Pin Name	End2 Connect or
H	-	-	WIRE233659	-	0.0	-	-	-	0.0	-	PIN1	-
J	-	-	WIRE233660	-	0.0	-	-	-	0.0	-	PIN1	-

Connector Name 1651

Part Number 3757649C1

Instances Body J1939 (250Kbps) Splice Pack 1029:Body J1939 (250Kbps)
Body J1939 (250Kbps) W/ 3 Splice Packs:Body J1939 (250Kbps)
Powertrain J1939 (500Kbps) Eaton Ultrashift+ Transmission X15:Powertrain J1939 (500kbps) Eaton Ultrashift+ X15
Powertrain J1939 (500Kbps) Endurant Transmission X15:Powertrain J1939 (500kbps) Endurant Transmission X15
Powertrain J1939 (500Kbps) Manual Transmission X15:Powertrain Standard J1939 (500kbps) Manual Transmission X15
Powertrain J1939 (500Kbps) TC10 Transmission X15:Powertrain J1939 (500kbps) TC10 Transmission X15



Name	Terminal Part Number	V-Min	Name	Wire Part Number	Wire CSA	Wire Spec	Wire Material description	Wire Color Description	Wire Length	End2 Terminal Part Number	End2 Pin Name	End2 Connect or
C	-	-	WIRE223790	-	0.0	-	-	-	0.0	-	PIN1	-
D	-	-	WIRE223791	-	0.0	-	-	-	0.0	-	PIN1	-
H	-	-	WIRE489919	-	0.0	-	-	-	0.0	-	L	1029
H	-	-	WIRE489827	-	0.0	-	-	-	0.0	-	L	1029
J	-	-	WIRE489918	-	0.0	-	-	-	0.0	-	B	1029
J	-	-	WIRE489828	-	0.0	-	-	-	0.0	-	B	1029

Connector Name	1651
Part Number	3757649C1
Instances	Powertrain J1939 (500Kbps) A26:Powertrain Standard J1939 (500Kbps) 2021 A26 Engine
Mates	DEV36803



Name	Terminal Part Number	V-Min	Name	Wire Part Number	Wire CSA	Wire Spec	Wire Material description	Wire Color Description	Wire Length	End2 Terminal Part Number	End2 Pin Name	End2 Connect or
C	-	-	WIRE223790	-	0.0	-	-	-	0.0	-	PIN1	-
D	-	-	WIRE223791	-	0.0	-	-	-	0.0	-	PIN1	-

Connector Name	1700F
Part Number	3595624C1
Short Description	FORWARD CHASSIS CONNECTOR
Instances	Fusion Private J1939:Fusion Private J1939 LoneStar - X15 - Adaptive Cruise Control (Bendix - Fusion W/O DIU & N/ Safety Direct & Tweeters):Diagram1 LoneStar - X15 - Adaptive Cruise Control (Bendix - Fusion W/O DIU & W/ Safety Direct & Reg Speakers) Option 1:Diagram1 LoneStar - X15 - Adaptive Cruise Control (Bendix - Fusion W/O DIU & W/ Safety Direct & Reg Speakers) Option 2:Diagram1 LoneStar - X15 - Adaptive Cruise Control (Bendix - Fusion W/O DIU & W/ Safety Direct & W/ Tweeters):Diagram1 LoneStar - X15 - Adaptive Cruise Control w/o Display (Bendix):Diagram1 LoneStar - X15 - Adaptive Cruise Control w/o Display (Wabco):Diagram1 LoneStar - X15 - Antilock Brake System (ABS) - Wabco 4 Channel Implementation:Diagram1 LoneStar - X15 - Antilock Brake System (ABS) - Wabco 4 Channel Implementation:Diagram2 LoneStar - X15 - Antilock Brake System (ABS) - Wabco 4 Channel Implementation:Diagram3 LoneStar - X15 - Antilock Brake System (ABS) - Wabco 4 Channel Implementation:Diagram4 LoneStar - X15 - Antilock Brake System (ABS) [Bendix 6 Channel Implementation]:Diagram1 LoneStar - X15 - Antilock Brake System (ABS) [Bendix 6 Channel Implementation]:Diagram2 LoneStar - X15 - Antilock Brake System (ABS) [Bendix 6 Channel Implementation]:Diagram3 LoneStar - X15 - Antilock Brake System (ABS)-BENDIX 4 Channel Implemenation:Diagram1 LoneStar - X15 - Antilock Brake System (ABS)-BENDIX 4 Channel Implemenation:Diagram2 LoneStar - X15 - Antilock Brake System (ABS)-BENDIX 4 Channel Implemenation:Diagram3 LoneStar - X15 - Antilock Brake System (ABS)-BENDIX 4 Channel Implemenation:Diagram4 LoneStar - X15 - Antilock Brake System - Wabco ABS 6 Channel Implementation:Diagram1 LoneStar - X15 - Antilock Brake System - Wabco ABS 6 Channel Implementation:Diagram2

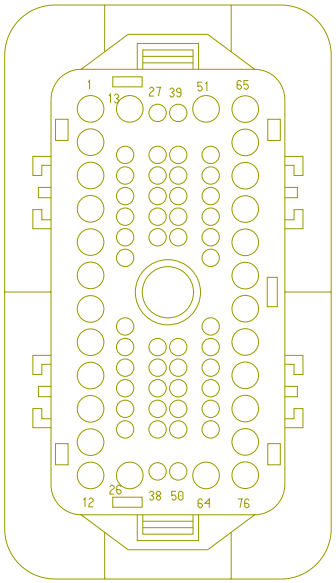

LoneStar - X15 - Antilock Brake System - Wabco ABS 6 Channel Implementation:Diagram3
LoneStar - X15 - Body Builder Lighting - (BOC EOF In Cab) (8HAB 8HAE 8HAU) (Automatic):Diagram1
LoneStar - X15 - Body Builder Lighting - (BOC EOF In Cab) (8HAB 8HAE 8HAU) (Automatic):Diagram2
LoneStar - X15 - Body Builder Lighting - (BOC EOF In Cab) (8HAB 8HAE 8HAU) (Manual):Diagram1
LoneStar - X15 - Body Builder Lighting - (BOC EOF In Cab) (8HAB 8HAE 8HAU) (Manual):Diagram2
LoneStar - X15 - City Horn W/ 4PIN CLK W/O RKA:Diagram1-Combination1
LoneStar - X15 - City Horn W/ 4PIN CLK W/RKA:Diagram1-Combination1
LoneStar - X15 - City Horn W/ 10PIN CLK W/RKA:Diagram1-Combination1
LoneStar - X15 - City Horn W/ 10PIN CLK W/O RKA:Diagram1-Combination1
LoneStar - X15 - Crank Inhibit with Hood Switch - with New BODY CONTROL MODULE Pin:Diagram2
LoneStar - X15 - Fuel Heater (Vehicle Powered) (Davco):Diagram1
LoneStar - X15 - Headlights Halogen N/INT N/LOWW:Diagram1
LoneStar - X15 - Headlights Halogen N/INT W/LOWW:Diagram1
LoneStar - X15 - Headlights Halogen W/INT N/LOWW:Diagram1
LoneStar - X15 - Headlights Halogen W/INT W/ LOWW:Diagram1
LoneStar - X15 - Hood Switch:Diagram1
LoneStar - X15 - Lane Departure Warning - (Bendix Fusion W/ Safety Direct))(US & Canada):Diagram1
LoneStar - X15 - Lane Departure Warning - (Bendix Fusion W/ Safety Direct))(US & Canada)-:Diagram1
LoneStar - X15 - Modesty Lighting W/ Day Cab W/ 2 Turn /0 Marker:Diagram1
LoneStar - X15 - Modesty Lighting W/ Sleeper W/ 4 Side Turns / 0 Marker:Diagram1
LoneStar - X15 - Tire Pressure (TPMS) (US & Canada):Diagram1
LoneStar - X15 - Trailer Interface (ABS) - Center Pin Circuit:Diagram1
LoneStar - X15 - Trailer Interface (ABS) - Center Pin Circuit:Diagram2
LoneStar - X15 - Trailer Interface (ABS) - Center Pin Circuit:Diagram3

LoneStar - X15 - Trailer Interface (ABS) - Center Pin Circuit:Diagram4
LoneStar - X15 - Windshield Washer Pump:Diagram1
LoneStar - X15 - Windshield Washer Pump & Low Fluid Sensor:Diagram1
LoneStar - X15/A26 - Front Fog Lamps:Diagram1
LoneStar - X15/A26 - Marker Lights (Halogen):Diagram1
LT - X15/A26 - Headlights Halogen N/INT N/LOWW:Diagram1
LT - X15/A26 - Headlights Halogen N/INT W/LOWW:Diagram1
LT - X15/A26 - Headlights Halogen W/INT N/LOWW:Diagram1
LT - X15/A26 - Headlights Halogen W/INT W/LOWW:Diagram1
LT - X15/A26 - Headlights LED N/ INT N/LOWW:Diagram1
LT - X15/A26 - Headlights LED N/ INT W/LOWW:Diagram1
LT - X15/A26 - Headlights LED W/INT N/LOWW:Diagram1
LT - X15/A26 - Headlights LED W/INT W/LOWW:Diagram1
LT A26/X15 Hadley Smart Valve - 14WCS:Diagram1
LT/RH - A26 - Body Builder Lighting - (BOC EOF In Cab) (8HAB 8HAE 8HAU) (Manual):Diagram1
LT/RH - A26 - Body Builder Lighting - (BOC EOF In Cab) (8HAB 8HAE 8HAU) (Manual):Diagram2
LT/RH - A26 - Service Brake Switch (Multiple Service Brake Switch W/ Redundant Switch):Diagram1
LT/RH - X15 - Body Builder Lighting - (BOC EOF In Cab) (8HAB 8HAE 8HAU) (Manual):Diagram1
LT/RH - X15 - Body Builder Lighting - (BOC EOF In Cab) (8HAB 8HAE 8HAU) (Manual):Diagram2
LT/RH - X15 - Fuel Heater (Vehicle Powered) (Davco):Diagram1
LT/RH - X15 - Fuel Heater (Vehicle Powered) (Davco):Diagram2
LT/RH - X15 - Fuel Heater (Vehicle Powered) (RAVCOR):Diagram1
LT/RH - X15/A26 - Adaptive Cruise Control (Bendix - Fusion W/ O DIU & N/ Safety Direct & Tweeters):Diagram1
LT/RH - X15/A26 - Adaptive Cruise Control (Bendix - Fusion W/ O DIU & N/ Safety Direct & Reg Speakers):Diagram1
LT/RH - X15/A26 - Adaptive Cruise Control (Bendix - Fusion W/ O DIU & W/ Safety Direct & Reg Speakers):Diagram1
LT/RH - X15/A26 - Adaptive Cruise Control (Bendix - Fusion W/ O DIU & W/ Safety Direct & W/ Tweeters):Diagram1
LT/RH - X15/A26 - Adaptive Cruise Control w/o Display (Bendix):Diagram1
LT/RH - X15/A26 - Adaptive Cruise Control w/o Display (Wabco):Diagram1
LT/RH - X15/A26 - Antilock Brake System (ABS) - Wabco 4 Channel Implementation:Diagram1

LT/RH - X15/A26 - Antilock Brake System (ABS) - Wabco 4 Channel Implementation:Diagram2
LT/RH - X15/A26 - Antilock Brake System (ABS) - Wabco 4 Channel Implementation:Diagram3
LT/RH - X15/A26 - Antilock Brake System (ABS) - Wabco 4 Channel Implementation:Diagram4
LT/RH - X15/A26 - Antilock Brake System (ABS) BENDIX 4 Channel Implemenation:Diagram1
LT/RH - X15/A26 - Antilock Brake System (ABS) BENDIX 4 Channel Implemenation:Diagram2
LT/RH - X15/A26 - Antilock Brake System (ABS) BENDIX 4 Channel Implemenation:Diagram3
LT/RH - X15/A26 - Antilock Brake System (ABS) BENDIX 4 Channel Implemenation:Diagram4
LT/RH - X15/A26 - Antilock Brake System (ABS) Bendix 6 Channel Implementation:Diagram1
LT/RH - X15/A26 - Antilock Brake System (ABS) Bendix 6 Channel Implementation:Diagram2
LT/RH - X15/A26 - Antilock Brake System (ABS) Bendix 6 Channel Implementation:Diagram3
LT/RH - X15/A26 - Antilock Brake System - Wabco ABS 6 Channel Implementation:Diagram1
LT/RH - X15/A26 - Antilock Brake System - Wabco ABS 6 Channel Implementation:Diagram2
LT/RH - X15/A26 - Antilock Brake System - Wabco ABS 6 Channel Implementation:Diagram3
LT/RH - X15/A26 - Body Builder Lighting - (BOC EOF In Cab) (8HAB 8HAE 8HAU) (Automatic):Diagram1
LT/RH - X15/A26 - Body Builder Lighting - (BOC EOF In Cab) (8HAB 8HAE 8HAU) (Automatic):Diagram2
LT/RH - X15/A26 - City Horn W/ 4PIN CLK W/O RKA:Diagram1-Combination1
LT/RH - X15/A26 - City Horn W/ 4PIN CLK W/RKA:Diagram1-Combination1
LT/RH - X15/A26 - City Horn W/ 10PIN CLK W/RKA:Diagram1-Combination1
LT/RH - X15/A26 - City Horn W/ 10PIN CLK W/O RKA:Diagram1-Combination1
LT/RH - X15/A26 - Directional Signal (Turn) With HEADLIGHTS:Diagram1
LT/RH - X15/A26 - Directional Signal (Turn) With HEADLIGHTS (HAL-125):Diagram1
LT/RH - X15/A26 - Directional Signal (Turn) With HEADLIGHTS (LED-125):Diagram1

LT/RH - X15/A26 - Directional Signal (Turn) With HEADLIGHTS Option2:Diagram1
LT/RH - X15/A26 - Fog Lights Lamps:Diagram1
LT/RH - X15/A26 - Hood Switch:Diagram1
LT/RH - X15/A26 - Lane Departure Warning - (Bendix Fusion W/ Safety Direct))(US & Canada):Diagram1
LT/RH - X15/A26 - Lane Departure Warning - Bendix:Diagram1
LT/RH - X15/A26 - Marker Lights (With 113 Halogen):Diagram1
LT/RH - X15/A26 - Marker Lights (With 125 Halogen):Diagram1
LT/RH - X15/A26 - Marker Lights (With 125 LED):Diagram1
LT/RH - X15/A26 - Marker Lights (With113 LED):Diagram1
LT/RH - X15/A26 - Modesty Lighting W/ Day Cab W/ 2 Turn /0 Marker:Diagram1
LT/RH - X15/A26 - Modesty Lighting W/ Sleeper W/ 4 Side Turns / 0 Marker:Diagram1
LT/RH - X15/A26 - Skirt Light Customer Supplied:Diagram1
LT/RH - X15/A26 - Tire Pressure (TPMS) (US & Canada):Diagram1
LT/RH - X15/A26 - Trailer Interface (ABS) - Center Pin Circuit:Diagram1
LT/RH - X15/A26 - Trailer Interface (ABS) - Center Pin Circuit:Diagram2
LT/RH - X15/A26 - Trailer Interface (ABS) - Center Pin Circuit:Diagram3
LT/RH - X15/A26 - Trailer Interface (ABS) - Center Pin Circuit:Diagram4
LT/RH - X15/A26 - Windshield Washer Pump:Diagram1
LT/RH - X15/A26 - Windshield Washer Pump & Low Fluid Sensor:Diagram1
LT/RH - X15/A26 - with Hood Switch - with New BODY CONTROL MODULE Pin:Diagram1
LT/RH/LoneStar - X15/A26 - Heated Mirrors (Door Pod Actuated Cab and Hood Mounted):Diagram1
RH - X15/A26 - Directional Signal (Turn) W/ HEADLIGHTS:Diagram1
RH - X15/A26 - Headlights Halogen N/INT N/LOWW:Diagram1
RH - X15/A26 - Headlights Halogen N/INT W/LOWW:Diagram1
RH - X15/A26 - Headlights Halogen W/INT N/LOWW:Diagram1
RH - X15/A26 - Headlights Halogen W/INT W/LOWW:Diagram1
RH - X15/A26 - Headlights LED N/INT N/LOWW LT:Diagram1
RH - X15/A26 - Headlights LED N/INT W/LOWW LT:Diagram1
RH - X15/A26 - Headlights LED W/INT N/LOWW LT:Diagram1
RH - X15/A26 - Headlights LED W/INT W/LOWW LT:Diagram1

Tire Pressure Monitoring (TPMS)(LDL Technology):Combination1
Tire Pressure Monitoring (TPMS)(LDL Technology):Combination2
Tire Pressure Monitoring (TPMS)(LDL Technology):Combination3

Mates 1700

Name	Terminal Part Number	V-Min	Name	Wire Part Number	Wire CSA	Wire Spec	Wire Material description	Wire Color Description	Wire Length	End2 Terminal Part Number	End2 Pin Name	End2 Connect or
1	-	-	MA52A	2643693 R1	1.91	14.0	Std. Wall XLPE Primary Cable	YELLOW 2	3290.0	-	A	LED 113
1	-	-	MA52A	2643693 R1	1.91	14.0	Std. Wall XLPE Primary Cable	YELLOW 2	3290.0	-	A	8001
1	-	-	MA52A	2643693 R1	1.91	14.0	Std. Wall XLPE Primary Cable	YELLOW 2	3290.0	-	1	8002
2	-	-	MA53A	2643693 R1	1.91	14.0	Std. Wall XLPE Primary Cable	YELLOW 2	3290.0	-	C	LED 113
2	-	-	MA53A	2643693 R1	1.91	14.0	Std. Wall XLPE Primary Cable	YELLOW 2	3290.0	-	C	8001
2	-	-	MA53A	2643693 R1	1.91	14.0	Std. Wall XLPE Primary Cable	YELLOW 2	3290.0	-	3	8002
3	-	-	MA52B	2643693 R1	1.91	14.0	Std. Wall XLPE Primary Cable	YELLOW 2	4215.0	-	A	LED 113

Name	Terminal Part Number	V-Min	Name	Wire Part Number	Wire CSA	Wire Spec	Wire Material description	Wire Color Description	Wire Length	End2 Terminal Part Number	End2 Pin Name	End2 Connector
3	-	-	MA52B	2643693 R1	1.91	14.0	Std. Wall XLPE Primary Cable	YELLOW 2	4215.0	-	A	8000
3	-	-	MA52B	2643693 R1	1.91	14.0	Std. Wall XLPE Primary Cable	YELLOW 2	4215.0	-	1	8003
4	-	-	MA53B	2643693 R1	1.91	14.0	Std. Wall XLPE Primary Cable	YELLOW 2	4215.0	-	C	LED 113
4	-	-	MA53B	2643693 R1	1.91	14.0	Std. Wall XLPE Primary Cable	YELLOW 2	4215.0	-	C	8000
4	-	-	MA53B	2643693 R1	1.91	14.0	Std. Wall XLPE Primary Cable	YELLOW 2	4215.0	-	3	8003
5	-	-	MA58	2643688 R1	1.91	14.0	Std. Wall XLPE Primary Cable	BROWN	2925.0	-	X	-
6	-	-	MK19	2643782 R1	1.91	14.0	Std. Wall XLPE Primary Cable	GREY	1945.0	-	A	M01-8550
6	-	-	MH19	2643782 R1	1.91	14.0	Std. Wall XLPE Primary Cable	GREY	1745.0	-	A	M01-8550B

Name	Terminal Part Number	V-Min	Name	Wire Part Number	Wire CSA	Wire Spec	Wire Material description	Wire Color Description	Wire Length	End2 Terminal Part Number	End2 Pin Name	End2 Connector
6	-	-	MH19	2643782 R1	1.91	14.0	Std. Wall XLPE Primary Cable	GREY	1745.0	-	A	M02-8550
7	-	-	MA58C	2643679 R1	1.16	16.0	Std. Wall XLPE Primary Cable	BROWN	1300.0	-	X	-
7	-	-	MA58C	2643679 R1	1.16	16.0	Std. Wall XLPE Primary Cable	BROWN	1300.0	-	C	8100
8	-	-	PN78A	2643678 R1	1.16	16.0	Std. Wall XLPE Primary Cable	LIGHT GREEN	1860.0	-	X	-
14	-	-	MA56	2643682 R1	1.16	16.0	Std. Wall XLPE Primary Cable	ORANGE	3290.0	-	D	8001
14	-	-	MA56	2643682 R1	1.16	16.0	Std. Wall XLPE Primary Cable	ORANGE	3290.0	-	4	8002
15	-	-	MA57	2643682 R1	1.16	16.0	Std. Wall XLPE Primary Cable	ORANGE	4215.0	-	D	8000
15	-	-	MA57	2643682 R1	1.16	16.0	Std. Wall XLPE Primary Cable	ORANGE	4215.0	-	D	8000_

Name	Terminal Part Number	V-Min	Name	Wire Part Number	Wire CSA	Wire Spec	Wire Material description	Wire Color Description	Wire Length	End2 Terminal Part Number	End2 Pin Name	End2 Connector
15	-	-	MA57	2643682 R1	1.16	16.0	Std. Wall XLPE Primary Cable	ORANGE	4215.0	-	4	8003
16	-	-	MA56A	2643682 R1	1.16	16.0	Std. Wall XLPE Primary Cable	ORANGE	1300.0	-	X	-
16	-	-	MA56A	2643682 R1	1.16	16.0	Std. Wall XLPE Primary Cable	ORANGE	1300.0	-	B	8100
17	-	-	WW87A	3510311 R1	0.79	18.0	Thin Wall XLPE Primary Cable	GREY	5205.0	-	1	M02-8351
17	-	-	WW87A	3510311 R1	0.79	18.0	Thin Wall XLPE Primary Cable	GREY	5205.0	-	1	M01-8351
18	-	-	WW9BB	3510311 R1	0.79	18.0	Thin Wall XLPE Primary Cable	GREY	5205.0	-	2	M02-8351
18	-	-	WW9BB	3510311 R1	0.79	18.0	Thin Wall XLPE Primary Cable	GREY	5205.0	-	2	M01-8351
19	-	-	MA87C	2643680 R1	1.16	16.0	Std. Wall XLPE Primary Cable	GREY	5165.0	-	1	M02-8352

Name	Terminal Part Number	V-Min	Name	Wire Part Number	Wire CSA	Wire Spec	Wire Material description	Wire Color Description	Wire Length	End2 Terminal Part Number	End2 Pin Name	End2 Connector
19	-	-	MA87C	2643680 R1	1.16	16.0	Std. Wall XLPE Primary Cable	GREY	5165.0	-	1	M01-8350
20	-	-	MA87D	2643680 R1	1.16	16.0	Std. Wall XLPE Primary Cable	GREY	5165.0	-	2	M02-8352
20	-	-	MA87D	2643680 R1	1.16	16.0	Std. Wall XLPE Primary Cable	GREY	5165.0	-	2	M01-8350
21	-	-	MA85	2643680 R1	1.16	16.0	Std. Wall XLPE Primary Cable	GREY	2020.0	-	A	8303
22	-	-	MD64A	3510336 R1	1.16	16.0	Thin Wall XLPE Primary Cable	YELLOW 2	2550.0	-	1	8203
22	-	-	ME64A	2643684 R1	1.16	16.0	Std. Wall XLPE Primary Cable	YELLOW 2	3490.0	-	1	8203
23	-	-	MD64B	3510336 R1	1.16	16.0	Thin Wall XLPE Primary Cable	YELLOW 2	3125.0	-	1	8202
23	-	-	ME64B	2643684 R1	1.16	16.0	Std. Wall XLPE Primary Cable	YELLOW 2	3490.0	-	3	8203

Name	Terminal Part Number	V-Min	Name	Wire Part Number	Wire CSA	Wire Spec	Wire Material description	Wire Color Description	Wire Length	End2 Terminal Part Number	End2 Pin Name	End2 Connector
24	-	-	MJ54X	2643682 R1	1.16	16.0	Std. Wall XLPE Primary Cable	ORANGE	475.0	-	A	M01-8050
27	-	-	MB94	2643673 R1	0.79	18.0	Std. Wall XLPE Primary Cable	GREY	1850.0	-	A	M02-8500
27	-	-	MX94M	3510311 R1	0.79	18.0	Thin Wall XLPE Primary Cable	GREY	1810.0	-	1	M02-8504
27	-	-	MX94M	3510311 R1	0.79	18.0	Thin Wall XLPE Primary Cable	GREY	1810.0	-	1	M01-8504
27	-	-	MB94	2643673 R1	0.79	18.0	Std. Wall XLPE Primary Cable	GREY	1850.0	-	A	M01-8500
28	-	-	MB94A	2643673 R1	0.79	18.0	Std. Wall XLPE Primary Cable	GREY	1850.0	-	B	M02-8500
28	-	-	MX94MA	3510311 R1	0.79	18.0	Thin Wall XLPE Primary Cable	GREY	1810.0	-	2	M02-8504
28	-	-	MX94MA	3510311 R1	0.79	18.0	Thin Wall XLPE Primary Cable	GREY	1810.0	-	2	M01-8504

Name	Terminal Part Number	V-Min	Name	Wire Part Number	Wire CSA	Wire Spec	Wire Material description	Wire Color Description	Wire Length	End2 Terminal Part Number	End2 Pin Name	End2 Connector
28	-	-	MB94A	2643673 R1	0.79	18.0	Std. Wall XLPE Primary Cable	GREY	1850.0	-	B	M01-8500
29	-	-	MB94B	2643673 R1	0.79	18.0	Std. Wall XLPE Primary Cable	GREY	1850.0	-	C	M02-8500
29	-	-	MX94MB	3510311 R1	0.79	18.0	Thin Wall XLPE Primary Cable	GREY	1810.0	-	3	M02-8504
29	-	-	MX94MB	3510311 R1	0.79	18.0	Thin Wall XLPE Primary Cable	GREY	1810.0	-	3	M01-8504
29	-	-	MB94B	2643673 R1	0.79	18.0	Std. Wall XLPE Primary Cable	GREY	1850.0	-	C	M01-8500
30	-	-	NB94C	2643673 R1	0.79	18.0	Std. Wall XLPE Primary Cable	GREY	1900.0	-	1	M02-8502
30	-	-	NC94MC	3510311 R1	0.79	18.0	Thin Wall XLPE Primary Cable	GREY	1770.0	-	1	M02-8506
30	-	-	NC94MC	3510311 R1	0.79	18.0	Thin Wall XLPE Primary Cable	GREY	1770.0	-	1	M01-8506

Name	Terminal Part Number	V-Min	Name	Wire Part Number	Wire CSA	Wire Spec	Wire Material description	Wire Color Description	Wire Length	End2 Terminal Part Number	End2 Pin Name	End2 Connector
30	-	-	NB94C	2643673 R1	0.79	18.0	Std. Wall XLPE Primary Cable	GREY	1900.0	-	1	M01-8502
31	-	-	NB94D	2643673 R1	0.79	18.0	Std. Wall XLPE Primary Cable	GREY	1900.0	-	2	M02-8502
31	-	-	NC94MD	3510311 R1	0.79	18.0	Thin Wall XLPE Primary Cable	GREY	1770.0	-	2	M02-8506
31	-	-	NC94MD	3510311 R1	0.79	18.0	Thin Wall XLPE Primary Cable	GREY	1770.0	-	2	M01-8506
31	-	-	NB94D	2643673 R1	0.79	18.0	Std. Wall XLPE Primary Cable	GREY	1900.0	-	2	M01-8502
32	-	-	NB94E	2643673 R1	0.79	18.0	Std. Wall XLPE Primary Cable	GREY	5875.0	-	1	M02-8503
32	-	-	PC94ME	3510311 R1	0.79	18.0	Thin Wall XLPE Primary Cable	GREY	5865.0	-	1	M02-8507
32	-	-	PC94ME	3510311 R1	0.79	18.0	Thin Wall XLPE Primary Cable	GREY	5865.0	-	1	M01-8507

Name	Terminal Part Number	V-Min	Name	Wire Part Number	Wire CSA	Wire Spec	Wire Material description	Wire Color Description	Wire Length	End2 Terminal Part Number	End2 Pin Name	End2 Connector
32	-	-	NB94E	2643673 R1	0.79	18.0	Std. Wall XLPE Primary Cable	GREY	5875.0	-	1	M01-8503
33	-	-	NB94F	2643673 R1	0.79	18.0	Std. Wall XLPE Primary Cable	GREY	5875.0	-	2	M02-8503
33	-	-	PC94MF	3510311 R1	0.79	18.0	Thin Wall XLPE Primary Cable	GREY	5865.0	-	2	M02-8507
33	-	-	PC94MF	3510311 R1	0.79	18.0	Thin Wall XLPE Primary Cable	GREY	5865.0	-	2	M01-8507
33	-	-	NB94F	2643673 R1	0.79	18.0	Std. Wall XLPE Primary Cable	GREY	5875.0	-	2	M01-8503
34	-	-	MB94H	2643673 R1	0.79	18.0	Std. Wall XLPE Primary Cable	GREY	5775.0	-	A	M02-8501
34	-	-	MZ94MH	3510311 R1	0.79	18.0	Thin Wall XLPE Primary Cable	GREY	5865.0	-	1	M02-8505
34	-	-	MZ94MH	3510311 R1	0.79	18.0	Thin Wall XLPE Primary Cable	GREY	5865.0	-	1	M01-8505

Name	Terminal Part Number	V-Min	Name	Wire Part Number	Wire CSA	Wire Spec	Wire Material description	Wire Color Description	Wire Length	End2 Terminal Part Number	End2 Pin Name	End2 Connector
34	-	-	MB94H	2643673 R1	0.79	18.0	Std. Wall XLPE Primary Cable	GREY	5775.0	-	A	M01-8501
35	-	-	MB94J	2643673 R1	0.79	18.0	Std. Wall XLPE Primary Cable	GREY	5775.0	-	B	M02-8501
35	-	-	MZ94MJ	3510311 R1	0.79	18.0	Thin Wall XLPE Primary Cable	GREY	5865.0	-	2	M02-8505
35	-	-	MZ94MJ	3510311 R1	0.79	18.0	Thin Wall XLPE Primary Cable	GREY	5865.0	-	2	M01-8505
35	-	-	MB94J	2643673 R1	0.79	18.0	Std. Wall XLPE Primary Cable	GREY	5775.0	-	B	M01-8501
36	-	-	MB94K	2643673 R1	0.79	18.0	Std. Wall XLPE Primary Cable	GREY	5775.0	-	C	M02-8501
36	-	-	MZ94MK	3510311 R1	0.79	18.0	Thin Wall XLPE Primary Cable	GREY	5865.0	-	3	M02-8505
36	-	-	MZ94MK	3510311 R1	0.79	18.0	Thin Wall XLPE Primary Cable	GREY	5865.0	-	3	M01-8505

Name	Terminal Part Number	V-Min	Name	Wire Part Number	Wire CSA	Wire Spec	Wire Material description	Wire Color Description	Wire Length	End2 Terminal Part Number	End2 Pin Name	End2 Connector
36	-	-	MB94K	2643673 R1	0.79	18.0	Std. Wall XLPE Primary Cable	GREY	5775.0	-	C	M01-8501
37	-	-	NW67-GG	3510358 R1	0.53	20.0	Thin Wall XLPE Primary Cable	WHITE	3020.0	-	5	M01-8903
37	-	-	WU67-G	3510358 R1	0.53	20.0	Thin Wall XLPE Primary Cable	WHITE	4135.0	-	8	M01-8904
37	-	-	WU67-G	3510358 R1	0.53	20.0	Thin Wall XLPE Primary Cable	WHITE	4135.0	-	8	M02-8904
37	-	-	NW67-GG	3510358 R1	0.53	20.0	Thin Wall XLPE Primary Cable	WHITE	3020.0	-	5	M02-8903
38	-	-	NW67Y	3510322 R1	0.53	20.0	Thin Wall XLPE Primary Cable	PINK	3020.0	-	8	M01-8903
38	-	-	WU67YA	3510322 R1	0.53	20.0	Thin Wall XLPE Primary Cable	PINK	3445.0	-	X	-
38	-	-	NW67Y	3510322 R1	0.53	20.0	Thin Wall XLPE Primary Cable	PINK	3020.0	-	8	M02-8903

Name	Terminal Part Number	V-Min	Name	Wire Part Number	Wire CSA	Wire Spec	Wire Material description	Wire Color Description	Wire Length	End2 Terminal Part Number	End2 Pin Name	End2 Connector
43	-	-	PV97H	2643718 R1	0.79	18.0	Std. Wall XLPE Primary Cable	VIOLET	3050.0	-	A	8450A
44	-	-	PV97J	2643718 R1	0.79	18.0	Std. Wall XLPE Primary Cable	VIOLET	3050.0	-	B	8450A
45	-	-	WIRE234 452	-	0.0	-	-	-	0.0	-	2	8903
46	-	-	WIRE234 453	-	0.0	-	-	-	0.0	-	7	8903
47	-	-	NS22AA	3510323 R1	0.79	18.0	Thin Wall XLPE Primary Cable	PINK	1770.0	-	2	M01-899 3F
47	-	-	NS22AA	3510323 R1	0.79	18.0	Thin Wall XLPE Primary Cable	PINK	1770.0	-	2	M02-899 3F
47	-	-	YW22A	3510323 R1	0.79	18.0	Thin Wall XLPE Primary Cable	PINK	2296.0	-	7	M01-899 3FA
48	-	-	NS22AG	3510359 R1	0.79	18.0	Thin Wall XLPE Primary Cable	WHITE	1770.0	-	1	M01-899 3F
48	-	-	NS22AG	3510359 R1	0.79	18.0	Thin Wall XLPE Primary Cable	WHITE	1770.0	-	1	M02-899 3F

Name	Terminal Part Number	V-Min	Name	Wire Part Number	Wire CSA	Wire Spec	Wire Material description	Wire Color Description	Wire Length	End2 Terminal Part Number	End2 Pin Name	End2 Connector
48	-	-	YW22AG	3510359 R1	0.79	18.0	Thin Wall XLPE Primary Cable	WHITE	2296.0	-	9	M01-8993FA
49	-	-	ZA12A	3510341 R1	0.79	18.0	Thin Wall XLPE Primary Cable	LIGHT BLUE	0.0	-	5	9960M
50	-	-	ZA61E	3510311 R1	0.79	18.0	Thin Wall XLPE Primary Cable	GREY	0.0	-	6	9960M
51	-	-	NA72EA	2643682 R1	1.16	16.0	Std. Wall XLPE Primary Cable	ORANGE	700.0	-	C	M01-8454
51	-	-	NA72EA	2643682 R1	1.16	16.0	Std. Wall XLPE Primary Cable	ORANGE	700.0	-	C	M02-8454
52	-	-	NA72EB	2643682 R1	1.16	16.0	Std. Wall XLPE Primary Cable	ORANGE	700.0	-	D	M01-8454
52	-	-	NA72EB	2643682 R1	1.16	16.0	Std. Wall XLPE Primary Cable	ORANGE	700.0	-	D	M02-8454
55	-	-	BF70DJ	-	0.0	18.0	-	ORANGE	0.0	-	35	A02_1702
56	-	-	BF70EJ	-	0.0	18.0	-	ORANGE	0.0	-	36	A02_1702
69	-	-	BB56AA	3510336 R1	1.16	16.0	Thin Wall XLPE Primary Cable	YELLOW 2	600.0	-	B	4450F

Name	Terminal Part Number	V-Min	Name	Wire Part Number	Wire CSA	Wire Spec	Wire Material description	Wire Color Description	Wire Length	End2 Terminal Part Number	End2 Pin Name	End2 Connector
69	-	-	BB56A	3510336 R1	1.16	16.0	Thin Wall XLPE Primary Cable	YELLOW 2	600.0	-	B	4450F
69	-	-	BB56AB	-	0.0	16.0	-	YELLOW 2	0.0	-	B	M01_4450F
70	-	-	BB56B	3510336 R1	1.16	16.0	Thin Wall XLPE Primary Cable	YELLOW 2	600.0	-	A	4460F
70	-	-	BB56B	3510336 R1	1.16	16.0	Thin Wall XLPE Primary Cable	YELLOW 2	600.0	-	A	M01_4460F
71	-	-	BB57A	3510300 R1	1.16	16.0	Thin Wall XLPE Primary Cable	LIGHT GREEN	600.0	-	C	4450F
71	-	-	BB57A	3510300 R1	1.16	16.0	Thin Wall XLPE Primary Cable	LIGHT GREEN	600.0	-	C	M01_4450F
72	-	-	BB57B	3510300 R1	1.16	16.0	Thin Wall XLPE Primary Cable	LIGHT GREEN	600.0	-	B	4460F
72	-	-	BB57B	3510300 R1	1.16	16.0	Thin Wall XLPE Primary Cable	LIGHT GREEN	600.0	-	B	M01_4460F
73	-	-	BB54	3510307 R1	1.91	14.0	Thin Wall XLPE Primary Cable	BROWN	600.0	-	D	4450F

Name	Terminal Part Number	V-Min	Name	Wire Part Number	Wire CSA	Wire Spec	Wire Material description	Wire Color Description	Wire Length	End2 Terminal Part Number	End2 Pin Name	End2 Connector
73	-	-	BB54	3510307 R1	1.91	14.0	Thin Wall XLPE Primary Cable	BROWN	600.0	-	D	M01_4450F
74	-	-	BB68	3510307 R1	1.91	14.0	Thin Wall XLPE Primary Cable	BROWN	600.0	-	A	4450F
74	-	-	BB68	3510307 R1	1.91	14.0	Thin Wall XLPE Primary Cable	BROWN	600.0	-	A	M01_4450F
75	-	-	BB70	3510368 R1	3.01	12.0	Thin Wall XLPE Primary Cable	RED	600.0	-	C	4460F
75	-	-	BB70	3510368 R1	3.01	12.0	Thin Wall XLPE Primary Cable	RED	600.0	-	C	M01_4460F
76	-	-	BB71	3510342 R1	1.16	16.0	Thin Wall XLPE Primary Cable	LIGHT BLUE	609.0	-	E	4450F
76	-	-	BB71	3510342 R1	1.16	16.0	Thin Wall XLPE Primary Cable	LIGHT BLUE	609.0	-	E	M01_4450F

Connector Name 1700F

Part Number 3595624C1

Instances Body J1939 (250Kbps) Splice Pack 1024:Body J1939 (250Kbps)
Body J1939 (250Kbps) Splice Pack 1025:Body J1939 (250Kbps)
Body J1939 (250Kbps) Splice Pack 1029:Body J1939 (250Kbps)
Body J1939 (250Kbps) W/ 3 Splice Packs:Body J1939 (250Kbps)
LT/RH - A26 - Air Filter Flow Restriction Monitoring:Diagram1
LT/RH - A26 - Backup Lights (W/ BB TRLR SKT)Allison/ZF Trans:Diagram1
LT/RH - A26 - Fuel Heater (Vehicle Powered)(Davco):Diagram1
LT/RH - X15/A26 - Steering Hands Off Detection:Diagram1
LT/RH - X15/A26 - Steering Performance:Diagram1
Powertrain J1939 (500Kbps) Eaton Ultrashift+ Transmission X15:Powertrain J1939 (500kbps) Eaton Ultrashift+ X15
Powertrain J1939 (500Kbps) Endurant Transmission X15:Powertrain J1939 (500kbps) Endurant Transmission X15
Powertrain J1939 (500Kbps) Manual Transmission X15:Powertrain Standard J1939 (500kbps) Manual Transmission X15
Powertrain J1939 (500Kbps) TC10 Transmission X15:Powertrain J1939 (500kbps) TC10 Transmission X15

Mates 1700

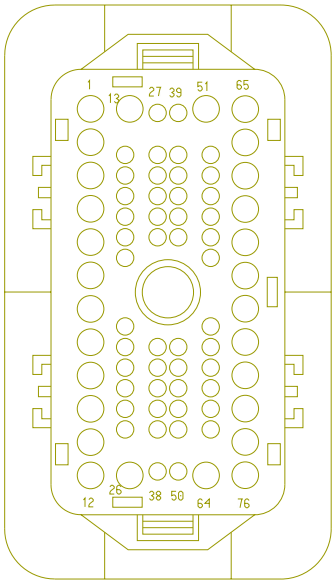

Name	Terminal Part Number	V-Min	Name	Wire Part Number	Wire CSA	Wire Spec	Wire Material description	Wire Color Description	Wire Length	End2 Terminal Part Number	End2 Pin Name	End2 Connector
6	-	-	MK19	2643782 R1	1.91	14.0	Std. Wall XLPE Primary Cable	GREY	1945.0	-	A	M01-8550B
9	-	-	ZF99B	3510346 R1	0.53	20.0	Thin Wall XLPE Primary Cable	VIOLET	2388.0	-	3	M01_8508
10	-	-	ZF99A	3510346 R1	0.53	20.0	Thin Wall XLPE Primary Cable	VIOLET	2388.0	-	4	M01_8508

Name	Terminal Part Number	V-Min	Name	Wire Part Number	Wire CSA	Wire Spec	Wire Material description	Wire Color Description	Wire Length	End2 Terminal Part Number	End2 Pin Name	End2 Connector
11	-	-	ZF6A	3510310 R1	0.53	20.0	Thin Wall XLPE Primary Cable	GREY	2388.0	-	5	M01_8508
12	-	-	ZF6B	3510310 R1	0.53	20.0	Thin Wall XLPE Primary Cable	GREY	2388.0	-	2	M01_8508
13	-	-	ZF14AB	3510365 R1	0.79	18.0	Thin Wall XLPE Primary Cable	RED	2218.0	-	1	M01_8509
18	-	-	AU28B	3510329 R1	0.79	18.0	Thin Wall XLPE Primary Cable	TAN	1860.0	-	5	1702
25	-	-	ZF6C	3510359 R1	0.79	18.0	Thin Wall XLPE Primary Cable	WHITE	2218.0	-	2	M01_8509
35	-	-	AA9AAJ	3510311 R1	0.79	18.0	Thin Wall XLPE Primary Cable	GREY	325.0	-	X	-
61	-	-	WIRE489 900	-	0.0	-	-	-	0.0	-	X	-
61	-	-	WIRE489 841	-	0.0	-	-	-	0.0	-	X	-
61	-	-	WIRE490 010	-	0.0	-	-	-	0.0	-	X	-
61	-	-	WIRE490 104	-	0.0	-	-	-	0.0	-	X	-
62	-	-	WIRE489 901	-	0.0	-	-	-	0.0	-	PIN1	-

Name	Terminal Part Number	V-Min	Name	Wire Part Number	Wire CSA	Wire Spec	Wire Material description	Wire Color Description	Wire Length	End2 Terminal Part Number	End2 Pin Name	End2 Connector
62	-	-	WIRE489842	-	0.0	-	-	-	0.0	-	PIN1	-
62	-	-	WIRE490011	-	0.0	-	-	-	0.0	-	PIN1	-
62	-	-	WIRE490105	-	0.0	-	-	-	0.0	-	PIN1	-
65	-	-	WIRE223912	-	0.0	-	-	-	0.0	-	PIN1	-
66	-	-	WIRE223913	-	0.0	-	-	-	0.0	-	PIN1	-
76	-	-	BB71	3510342 R1	1.16	16.0	Thin Wall XLPE Primary Cable	LIGHT BLUE	609.0	-	E	4450F

Connector Name	1700F
Part Number	3595624C1
Instances	Powertrain J1939 (500Kbps) A26:Powertrain Standard J1939 (500Kbps) 2021 A26 Engine
Mates	1700

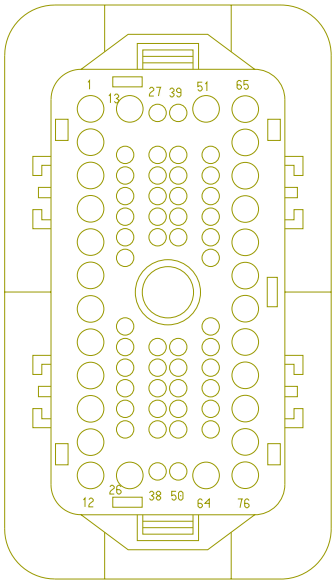

Name	Terminal Part Number	V-Min	Name	Wire Part Number	Wire CSA	Wire Spec	Wire Material description	Wire Color Description	Wire Length	End2 Terminal Part Number	End2 Pin Name	End2 Connect or
65	-	-	WIRE223912	-	0.0	-	-	-	0.0	-	PIN1	-
66	-	-	WIRE223913	-	0.0	-	-	-	0.0	-	PIN1	-

Connector Name	1700
Part Number	3595625C1
Short Description	FORWARD CHASSIS
Instances	Fusion Private J1939:Fusion Private J1939 LoneStar - X15 - Adaptive Cruise Control (Bendix - Fusion W/O DIU & N/ Safety Direct & Tweeters):Diagram1 LoneStar - X15 - Adaptive Cruise Control (Bendix - Fusion W/O DIU & W/ Safety Direct & Reg Speakers) Option 1:Diagram1 LoneStar - X15 - Adaptive Cruise Control (Bendix - Fusion W/O DIU & W/ Safety Direct & Reg Speakers) Option 2:Diagram1 LoneStar - X15 - Adaptive Cruise Control (Bendix - Fusion W/O DIU & W/ Safety Direct & W/ Tweeters):Diagram1 LoneStar - X15 - Adaptive Cruise Control w/o Display (Bendix):Diagram1 LoneStar - X15 - Adaptive Cruise Control w/o Display (Wabco):Diagram1 LoneStar - X15 - Antilock Brake System (ABS) - Wabco 4 Channel Implementation:Diagram1 LoneStar - X15 - Antilock Brake System (ABS) - Wabco 4 Channel Implementation:Diagram2 LoneStar - X15 - Antilock Brake System (ABS) - Wabco 4 Channel Implementation:Diagram3 LoneStar - X15 - Antilock Brake System (ABS) - Wabco 4 Channel Implementation:Diagram4 LoneStar - X15 - Antilock Brake System (ABS) [Bendix 6 Channel Implementation]:Diagram1 LoneStar - X15 - Antilock Brake System (ABS) [Bendix 6 Channel Implementation]:Diagram2 LoneStar - X15 - Antilock Brake System (ABS) [Bendix 6 Channel Implementation]:Diagram3 LoneStar - X15 - Antilock Brake System (ABS)-BENDIX 4 Channel Implemenation:Diagram1 LoneStar - X15 - Antilock Brake System (ABS)-BENDIX 4 Channel Implemenation:Diagram2 LoneStar - X15 - Antilock Brake System (ABS)-BENDIX 4 Channel Implemenation:Diagram3 LoneStar - X15 - Antilock Brake System (ABS)-BENDIX 4 Channel Implemenation:Diagram4 LoneStar - X15 - Antilock Brake System - Wabco ABS 6 Channel Implementation:Diagram1 LoneStar - X15 - Antilock Brake System - Wabco ABS 6 Channel Implementation:Diagram2

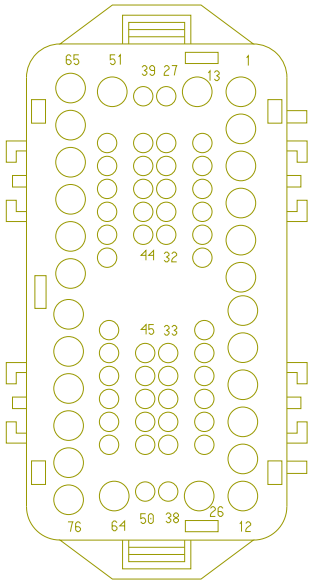

LoneStar - X15 - Antilock Brake System - Wabco ABS 6 Channel Implementation:Diagram3
LoneStar - X15 - Body Builder Lighting - (BOC EOF In Cab) (8HAB 8HAE 8HAU) (Automatic):Diagram1
LoneStar - X15 - Body Builder Lighting - (BOC EOF In Cab) (8HAB 8HAE 8HAU) (Automatic):Diagram2
LoneStar - X15 - Body Builder Lighting - (BOC EOF In Cab) (8HAB 8HAE 8HAU) (Manual):Diagram1
LoneStar - X15 - Body Builder Lighting - (BOC EOF In Cab) (8HAB 8HAE 8HAU) (Manual):Diagram2
LoneStar - X15 - City Horn W/ 4PIN CLK W/O RKA:Diagram1-Combination1
LoneStar - X15 - City Horn W/ 4PIN CLK W/RKA:Diagram1-Combination1
LoneStar - X15 - City Horn W/ 10PIN CLK W/RKA:Diagram1-Combination1
LoneStar - X15 - City Horn W/ 10PIN CLK W/O RKA:Diagram1-Combination1
LoneStar - X15 - Crank Inhibit with Hood Switch - with New BODY CONTROL MODULE Pin:Diagram2
LoneStar - X15 - Fuel Heater (Vehicle Powered) (Davco):Diagram1
LoneStar - X15 - Headlights Halogen N/INT N/LOWW:Diagram1
LoneStar - X15 - Headlights Halogen N/INT W/LOWW:Diagram1
LoneStar - X15 - Headlights Halogen W/INT N/LOWW:Diagram1
LoneStar - X15 - Headlights Halogen W/INT W/ LOWW:Diagram1
LoneStar - X15 - Hood Switch:Diagram1
LoneStar - X15 - Lane Departure Warning - (Bendix Fusion W/ Safety Direct))(US & Canada):Diagram1
LoneStar - X15 - Lane Departure Warning - (Bendix Fusion W/ Safety Direct))(US & Canada)-:Diagram1
LoneStar - X15 - Modesty Lighting W/ Day Cab W/ 2 Turn /0 Marker:Diagram1
LoneStar - X15 - Modesty Lighting W/ Sleeper W/ 4 Side Turns / 0 Marker:Diagram1
LoneStar - X15 - Tire Pressure (TPMS) (US & Canada):Diagram1
LoneStar - X15 - Trailer Interface (ABS) - Center Pin Circuit:Diagram1
LoneStar - X15 - Trailer Interface (ABS) - Center Pin Circuit:Diagram2
LoneStar - X15 - Trailer Interface (ABS) - Center Pin Circuit:Diagram3

LoneStar - X15 - Trailer Interface (ABS) - Center Pin Circuit:Diagram4
LoneStar - X15 - Windshield Washer Pump:Diagram1
LoneStar - X15 - Windshield Washer Pump & Low Fluid Sensor:Diagram1
LoneStar - X15/A26 - Front Fog Lamps:Diagram1
LoneStar - X15/A26 - Marker Lights (Halogen):Diagram1
LT - X15/A26 - Headlights Halogen N/INT N/LOWW:Diagram1
LT - X15/A26 - Headlights Halogen N/INT W/LOWW:Diagram1
LT - X15/A26 - Headlights Halogen W/INT N/LOWW:Diagram1
LT - X15/A26 - Headlights Halogen W/INT W/LOWW:Diagram1
LT - X15/A26 - Headlights LED N/ INT N/LOWW:Diagram1
LT - X15/A26 - Headlights LED N/ INT W/LOWW:Diagram1
LT - X15/A26 - Headlights LED W/INT N/LOWW:Diagram1
LT - X15/A26 - Headlights LED W/INT W/LOWW:Diagram1
LT A26/X15 Hadley Smart Valve - 14WCS:Diagram1
LT/RH - A26 - Body Builder Lighting - (BOC EOF In Cab) (8HAB 8HAE 8HAU) (Manual):Diagram1
LT/RH - A26 - Body Builder Lighting - (BOC EOF In Cab) (8HAB 8HAE 8HAU) (Manual):Diagram2
LT/RH - A26 - Service Brake Switch (Multiple Service Brake Switch W/ Redundant Switch):Diagram1
LT/RH - X15 - Body Builder Lighting - (BOC EOF In Cab) (8HAB 8HAE 8HAU) (Manual):Diagram1
LT/RH - X15 - Body Builder Lighting - (BOC EOF In Cab) (8HAB 8HAE 8HAU) (Manual):Diagram2
LT/RH - X15 - Fuel Heater (Vehicle Powered) (Davco):Diagram1
LT/RH - X15 - Fuel Heater (Vehicle Powered) (Davco):Diagram2
LT/RH - X15 - Fuel Heater (Vehicle Powered) (RAVCOR):Diagram1
LT/RH - X15/A26 - Adaptive Cruise Control (Bendix - Fusion W/ O DIU & N/ Safety Direct & Tweeters):Diagram1
LT/RH - X15/A26 - Adaptive Cruise Control (Bendix - Fusion W/ O DIU & N/ Safety Direct & Reg Speakers):Diagram1
LT/RH - X15/A26 - Adaptive Cruise Control (Bendix - Fusion W/ O DIU & W/ Safety Direct & Reg Speakers):Diagram1
LT/RH - X15/A26 - Adaptive Cruise Control (Bendix - Fusion W/ O DIU & W/ Safety Direct & W/ Tweeters):Diagram1
LT/RH - X15/A26 - Adaptive Cruise Control w/o Display (Bendix):Diagram1
LT/RH - X15/A26 - Adaptive Cruise Control w/o Display (Wabco):Diagram1
LT/RH - X15/A26 - Antilock Brake System (ABS) - Wabco 4 Channel Implementation:Diagram1

LT/RH - X15/A26 - Antilock Brake System (ABS) - Wabco 4 Channel Implementation:Diagram2
LT/RH - X15/A26 - Antilock Brake System (ABS) - Wabco 4 Channel Implementation:Diagram3
LT/RH - X15/A26 - Antilock Brake System (ABS) - Wabco 4 Channel Implementation:Diagram4
LT/RH - X15/A26 - Antilock Brake System (ABS) BENDIX 4 Channel Implemenation:Diagram1
LT/RH - X15/A26 - Antilock Brake System (ABS) BENDIX 4 Channel Implemenation:Diagram2
LT/RH - X15/A26 - Antilock Brake System (ABS) BENDIX 4 Channel Implemenation:Diagram3
LT/RH - X15/A26 - Antilock Brake System (ABS) BENDIX 4 Channel Implemenation:Diagram4
LT/RH - X15/A26 - Antilock Brake System (ABS) Bendix 6 Channel Implementation:Diagram1
LT/RH - X15/A26 - Antilock Brake System (ABS) Bendix 6 Channel Implementation:Diagram2
LT/RH - X15/A26 - Antilock Brake System (ABS) Bendix 6 Channel Implementation:Diagram3
LT/RH - X15/A26 - Antilock Brake System - Wabco ABS 6 Channel Implementation:Diagram1
LT/RH - X15/A26 - Antilock Brake System - Wabco ABS 6 Channel Implementation:Diagram2
LT/RH - X15/A26 - Antilock Brake System - Wabco ABS 6 Channel Implementation:Diagram3
LT/RH - X15/A26 - Body Builder Lighting - (BOC EOF In Cab) (8HAB 8HAE 8HAU) (Automatic):Diagram1
LT/RH - X15/A26 - Body Builder Lighting - (BOC EOF In Cab) (8HAB 8HAE 8HAU) (Automatic):Diagram2
LT/RH - X15/A26 - City Horn W/ 4PIN CLK W/O RKA:Diagram1-Combination1
LT/RH - X15/A26 - City Horn W/ 4PIN CLK W/RKA:Diagram1-Combination1
LT/RH - X15/A26 - City Horn W/ 10PIN CLK W/RKA:Diagram1-Combination1
LT/RH - X15/A26 - City Horn W/ 10PIN CLK W/O RKA:Diagram1-Combination1
LT/RH - X15/A26 - Directional Signal (Turn) With HEADLIGHTS:Diagram1
LT/RH - X15/A26 - Directional Signal (Turn) With HEADLIGHTS (HAL-125):Diagram1
LT/RH - X15/A26 - Directional Signal (Turn) With HEADLIGHTS (LED-125):Diagram1

LT/RH - X15/A26 - Directional Signal (Turn) With HEADLIGHTS Option2:Diagram1
LT/RH - X15/A26 - Fog Lights Lamps:Diagram1
LT/RH - X15/A26 - Hood Switch:Diagram1
LT/RH - X15/A26 - Lane Departure Warning - (Bendix Fusion W/ Safety Direct))(US & Canada):Diagram1
LT/RH - X15/A26 - Lane Departure Warning - Bendix:Diagram1
LT/RH - X15/A26 - Marker Lights (With 113 Halogen):Diagram1
LT/RH - X15/A26 - Marker Lights (With 125 Halogen):Diagram1
LT/RH - X15/A26 - Marker Lights (With 125 LED):Diagram1
LT/RH - X15/A26 - Marker Lights (With113 LED):Diagram1
LT/RH - X15/A26 - Modesty Lighting W/ Day Cab W/ 2 Turn /0 Marker:Diagram1
LT/RH - X15/A26 - Modesty Lighting W/ Sleeper W/ 4 Side Turns / 0 Marker:Diagram1
LT/RH - X15/A26 - Skirt Light Customer Supplied:Diagram1
LT/RH - X15/A26 - Tire Pressure (TPMS) (US & Canada):Diagram1
LT/RH - X15/A26 - Trailer Interface (ABS) - Center Pin Circuit:Diagram1
LT/RH - X15/A26 - Trailer Interface (ABS) - Center Pin Circuit:Diagram2
LT/RH - X15/A26 - Trailer Interface (ABS) - Center Pin Circuit:Diagram3
LT/RH - X15/A26 - Trailer Interface (ABS) - Center Pin Circuit:Diagram4
LT/RH - X15/A26 - Windshield Washer Pump:Diagram1
LT/RH - X15/A26 - Windshield Washer Pump & Low Fluid Sensor:Diagram1
LT/RH - X15/A26 - with Hood Switch - with New BODY CONTROL MODULE Pin:Diagram1
LT/RH/LoneStar - X15/A26 - Heated Mirrors (Door Pod Actuated Cab and Hood Mounted):Diagram1
RH - X15/A26 - Directional Signal (Turn) W/ HEADLIGHTS:Diagram1
RH - X15/A26 - Headlights Halogen N/INT N/LOWW:Diagram1
RH - X15/A26 - Headlights Halogen N/INT W/LOWW:Diagram1
RH - X15/A26 - Headlights Halogen W/INT N/LOWW:Diagram1
RH - X15/A26 - Headlights Halogen W/INT W/LOWW:Diagram1
RH - X15/A26 - Headlights LED N/INT N/LOWW LT:Diagram1
RH - X15/A26 - Headlights LED N/INT W/LOWW LT:Diagram1
RH - X15/A26 - Headlights LED W/INT N/LOWW LT:Diagram1
RH - X15/A26 - Headlights LED W/INT W/LOWW LT:Diagram1

Tire Pressure Monitoring (TPMS)(LDL Technology):Combination1
Tire Pressure Monitoring (TPMS)(LDL Technology):Combination2
Tire Pressure Monitoring (TPMS)(LDL Technology):Combination3

Mates 1700F

Name	Terminal Part Number	V-Min	Name	Wire Part Number	Wire CSA	Wire Spec	Wire Material description	Wire Color Description	Wire Length	End2 Terminal Part Number	End2 Pin Name	End2 Connector
1	-	-	DE52A	3510337 R1	1.91	14.0	Thin Wall XLPE Primary Cable	YELLOW 2	560.0	-	H	J1-1603
2	-	-	DE53A	3510337 R1	1.91	14.0	Thin Wall XLPE Primary Cable	YELLOW 2	610.0	-	B	J2-1604
3	-	-	DE52B	3510337 R1	1.91	14.0	Thin Wall XLPE Primary Cable	YELLOW 2	560.0	-	L	J1-1603
4	-	-	DE53B	3510337 R1	1.91	14.0	Thin Wall XLPE Primary Cable	YELLOW 2	610.0	-	H	J2-1604
5	-	-	2A58	3510306 R1	1.16	16.0	Thin Wall XLPE Primary Cable	BROWN	1245.0	-	-	-
5	-	-	2B58	3510306 R1	1.16	16.0	Thin Wall XLPE Primary Cable	BROWN	560.0	-	J	J1-1603
6	-	-	DR19	3510313 R1	1.91	14.0	Thin Wall XLPE Primary Cable	GREY	1900.0	-	R6-30	1011

Name	Terminal Part Number	V-Min	Name	Wire Part Number	Wire CSA	Wire Spec	Wire Material description	Wire Color Description	Wire Length	End2 Terminal Part Number	End2 Pin Name	End2 Connector
7	-	-	AA58TA	3510306 R1	1.16	16.0	Thin Wall XLPE Primary Cable	BROWN	1245.0	-	-	-
8	-	-	JA78	3510300 R1	1.16	16.0	Thin Wall XLPE Primary Cable	LIGHT GREEN	1990.0	-	R5-87	1012
14	-	-	AA56F	3510318 R1	1.16	16.0	Thin Wall XLPE Primary Cable	ORANGE	625.0	-	-	-
15	-	-	AA57	3510318 R1	1.16	16.0	Thin Wall XLPE Primary Cable	ORANGE	625.0	-	-	-
16	-	-	AA56G	3510318 R1	1.16	16.0	Thin Wall XLPE Primary Cable	ORANGE	625.0	-	-	-
17	-	-	AN87A	3510311 R1	0.79	18.0	Thin Wall XLPE Primary Cable	GREY	955.0	-	A8	J3-1600
18	-	-	AN9BB	3510311 R1	0.79	18.0	Thin Wall XLPE Primary Cable	GREY	1185.0	-	-	-
19	-	-	AA87C	3510311 R1	0.79	18.0	Thin Wall XLPE Primary Cable	GREY	2075.0	-	-	-

Name	Terminal Part Number	V-Min	Name	Wire Part Number	Wire CSA	Wire Spec	Wire Material description	Wire Color Description	Wire Length	End2 Terminal Part Number	End2 Pin Name	End2 Connector
20	-	-	AA87D	3510311 R1	0.79	18.0	Thin Wall XLPE Primary Cable	GREY	765.0	-	X	-
21	-	-	AA85	3510312 R1	1.16	16.0	Thin Wall XLPE Primary Cable	GREY	560.0	-	E	J1-1603
22	-	-	CU64A	3510336 R1	1.16	16.0	Thin Wall XLPE Primary Cable	YELLOW 2	560.0	-	F	J1-1603
23	-	-	CU64B	3510336 R1	1.16	16.0	Thin Wall XLPE Primary Cable	YELLOW 2	560.0	-	K	J1-1603
24	-	-	DY54X	3510306 R1	1.16	16.0	Thin Wall XLPE Primary Cable	BROWN	1905.0	-	X	-
27	-	-	XY94	3510311 R1	0.79	18.0	Thin Wall XLPE Primary Cable	GREY	2325.0	-	2	A01-1401
27	-	-	GS94M	3510311 R1	0.79	18.0	Thin Wall XLPE Primary Cable	GREY	2365.0	-	6	A01-1421
27	-	-	3A94M	3510311 R1	0.79	18.0	Thin Wall XLPE Primary Cable	GREY	2365.0	-	6	A01-1421

Name	Terminal Part Number	V-Min	Name	Wire Part Number	Wire CSA	Wire Spec	Wire Material description	Wire Color Description	Wire Length	End2 Terminal Part Number	End2 Pin Name	End2 Connector
28	-	-	XY94A	3510311 R1	0.79	18.0	Thin Wall XLPE Primary Cable	GREY	2325.0	-	3	A01-1401
28	-	-	GS94MA	3510311 R1	0.79	18.0	Thin Wall XLPE Primary Cable	GREY	1755.0	-	X	-
28	-	-	3A94MA	3510311 R1	0.79	18.0	Thin Wall XLPE Primary Cable	GREY	1755.0	-	X	-
29	-	-	XY94B	3510311 R1	0.79	18.0	Thin Wall XLPE Primary Cable	GREY	2325.0	-	1	A01-1401
29	-	-	GS94MB	3510311 R1	0.79	18.0	Thin Wall XLPE Primary Cable	GREY	2365.0	-	3	A01-1421
29	-	-	3A94MB	3510311 R1	0.79	18.0	Thin Wall XLPE Primary Cable	GREY	2365.0	-	3	A01-1421
30	-	-	XY94C	3510312 R1	1.16	16.0	Thin Wall XLPE Primary Cable	GREY	2325.0	-	5	A01-1401
30	-	-	GS94MC	3510311 R1	0.79	18.0	Thin Wall XLPE Primary Cable	GREY	2365.0	-	12	A01-1421

Name	Terminal Part Number	V-Min	Name	Wire Part Number	Wire CSA	Wire Spec	Wire Material description	Wire Color Description	Wire Length	End2 Terminal Part Number	End2 Pin Name	End2 Connector
30	-	-	3A94MC	3510311 R1	0.79	18.0	Thin Wall XLPE Primary Cable	GREY	2365.0	-	12	A01-1421
31	-	-	XY94D	3510312 R1	1.16	16.0	Thin Wall XLPE Primary Cable	GREY	2325.0	-	8	A01-1401
31	-	-	GS94MD	3510311 R1	0.79	18.0	Thin Wall XLPE Primary Cable	GREY	2365.0	-	15	A01-1421
31	-	-	3A94MD	3510311 R1	0.79	18.0	Thin Wall XLPE Primary Cable	GREY	2365.0	-	15	A01-1421
32	-	-	XY94E	3510312 R1	1.16	16.0	Thin Wall XLPE Primary Cable	GREY	2325.0	-	11	A01-1401
32	-	-	GS94ME	3510311 R1	0.79	18.0	Thin Wall XLPE Primary Cable	GREY	2365.0	-	10	A01-1421
32	-	-	3A94ME	3510311 R1	0.79	18.0	Thin Wall XLPE Primary Cable	GREY	2365.0	-	10	A01-1421
33	-	-	XY94F	3510312 R1	1.16	16.0	Thin Wall XLPE Primary Cable	GREY	2325.0	-	14	A01-1401

Name	Terminal Part Number	V-Min	Name	Wire Part Number	Wire CSA	Wire Spec	Wire Material description	Wire Color Description	Wire Length	End2 Terminal Part Number	End2 Pin Name	End2 Connector
33	-	-	GS94MF	3510311 R1	0.79	18.0	Thin Wall XLPE Primary Cable	GREY	2365.0	-	13	A01-1421
33	-	-	3A94MF	3510311 R1	0.79	18.0	Thin Wall XLPE Primary Cable	GREY	2365.0	-	13	A01-1421
34	-	-	XY94H	3510311 R1	0.79	18.0	Thin Wall XLPE Primary Cable	GREY	2325.0	-	7	A01-1401
34	-	-	GS94MH	3510311 R1	0.79	18.0	Thin Wall XLPE Primary Cable	GREY	2365.0	-	4	A01-1421
34	-	-	3A94MH	3510311 R1	0.79	18.0	Thin Wall XLPE Primary Cable	GREY	2365.0	-	4	A01-1421
35	-	-	3A94MJ	3510311 R1	0.79	18.0	Thin Wall XLPE Primary Cable	GREY	1755.0	-	X	-
35	-	-	XY94J	3510311 R1	0.79	18.0	Thin Wall XLPE Primary Cable	GREY	2325.0	-	6	A01-1401
35	-	-	GS94MJ	3510311 R1	0.79	18.0	Thin Wall XLPE Primary Cable	GREY	1755.0	-	X	-

Name	Terminal Part Number	V-Min	Name	Wire Part Number	Wire CSA	Wire Spec	Wire Material description	Wire Color Description	Wire Length	End2 Terminal Part Number	End2 Pin Name	End2 Connector
36	-	-	XY94K	3510311 R1	0.79	18.0	Thin Wall XLPE Primary Cable	GREY	2325.0	-	4	A01-1401
36	-	-	GS94MK	3510311 R1	0.79	18.0	Thin Wall XLPE Primary Cable	GREY	2365.0	-	1	A01-1421
36	-	-	3A94MK	3510311 R1	0.79	18.0	Thin Wall XLPE Primary Cable	GREY	2365.0	-	1	A01-1421
37	-	-	YK67-G	3510359 R1	0.79	18.0	Thin Wall XLPE Primary Cable	WHITE	775.0	-	-	-
37	-	-	YC67-G	3510359 R1	0.79	18.0	Thin Wall XLPE Primary Cable	WHITE	775.0	-	-	-
38	-	-	YK67Y	3510323 R1	0.79	18.0	Thin Wall XLPE Primary Cable	PINK	1885.0	-	X	-
38	-	-	YC67A	3510323 R1	0.79	18.0	Thin Wall XLPE Primary Cable	PINK	2075.0	-	-	-
43	-	-	HV17-G	3510360 R1	1.16	16.0	Thin Wall XLPE Primary Cable	WHITE	775.0	-	-	-

Name	Terminal Part Number	V-Min	Name	Wire Part Number	Wire CSA	Wire Spec	Wire Material description	Wire Color Description	Wire Length	End2 Terminal Part Number	End2 Pin Name	End2 Connector
44	-	-	HV104C	3510354 R1	1.16	16.0	Thin Wall XLPE Primary Cable	DARK BLUE	660.0	-	B5	J7-1607
45	-	-	WIRE234454	-	0.0	-	-	-	0.0	-	F	16B
46	-	-	WIRE234455	-	0.0	-	-	-	0.0	-	E	16B
47	-	-	RW22AA	3510324 R1	1.16	16.0	Thin Wall XLPE Primary Cable	PINK	2075.0	-	-	-
47	-	-	TM22AB	3510324 R1	1.16	16.0	Thin Wall XLPE Primary Cable	PINK	431.0	-	X	-
48	-	-	RW22-GAN	3510359 R1	0.79	18.0	Thin Wall XLPE Primary Cable	WHITE	1210.0	-	-	-
48	-	-	TM22-GAN	3510359 R1	0.79	18.0	Thin Wall XLPE Primary Cable	WHITE	1258.0	-	X	-
49	-	-	TP12WA	2643805 R1	0.79	18.0	Std. Wall XLPE Primary Cable	LIGHT BLUE	0.0	-	6	9200A
50	-	-	TP61WE	2643673 R1	0.79	18.0	Std. Wall XLPE Primary Cable	GREY	0.0	-	5	9200A

Name	Terminal Part Number	V-Min	Name	Wire Part Number	Wire CSA	Wire Spec	Wire Material description	Wire Color Description	Wire Length	End2 Terminal Part Number	End2 Pin Name	End2 Connector
51	-	-	FR72E	3510317 R1	0.79	18.0	Thin Wall XLPE Primary Cable	ORANGE	2095.0	-	-	-
52	-	-	FR72EB	3510316 R1	0.53	20.0	Thin Wall XLPE Primary Cable	ORANGE	1885.0	-	2	A01-1110M
55	-	-	BF70D	-	0.0	18.0	-	ORANGE	0.0	-	D2	1800
56	-	-	BF70E	-	0.0	18.0	-	ORANGE	0.0	-	D1	1800
69	-	-	BL56BB	3510336 R1	1.16	16.0	Thin Wall XLPE Primary Cable	YELLOW 2	560.0	-	B	J1-1603
69	-	-	BG56BBB	-	0.0	16.0	-	YELLOW 2	0.0	-	PIN1	-
70	-	-	BL56BC	3510336 R1	1.16	16.0	Thin Wall XLPE Primary Cable	YELLOW 2	575.0	-	-	-
71	-	-	BL57BB	3510300 R1	1.16	16.0	Thin Wall XLPE Primary Cable	LIGHT GREEN	560.0	-	A	J1-1603
71	-	-	BG57BBB	-	0.0	16.0	-	LIGHT GREEN	0.0	-	PIN1	-
72	-	-	BL57BC	3510300 R1	1.16	16.0	Thin Wall XLPE Primary Cable	LIGHT GREEN	575.0	-	-	-
73	-	-	BL54BB	3510307 R1	1.91	14.0	Thin Wall XLPE Primary Cable	BROWN	610.0	-	F	J2-1604

Name	Terminal Part Number	V-Min	Name	Wire Part Number	Wire CSA	Wire Spec	Wire Material description	Wire Color Description	Wire Length	End2 Terminal Part Number	End2 Pin Name	End2 Connector
73	-	-	BG54BBB	-	0.0	14.0	-	BROWN	0.0	-	PIN1	-
74	-	-	BL68BB	3510307 R1	1.91	14.0	Thin Wall XLPE Primary Cable	BROWN	610.0	-	D	J2-1604
74	-	-	BG68BBB	-	0.0	14.0	-	BROWN	0.0	-	PIN1	-
75	-	-	BL70BB	3510368 R1	3.01	12.0	Thin Wall XLPE Primary Cable	RED	1990.0	-	R5-87	1012
75	-	-	BL70BB	3510368 R1	3.01	12.0	Thin Wall XLPE Primary Cable	RED	1990.0	-	R3-87	A02_1013
75	-	-	BG70BBA	-	0.0	12.0	-	RED	0.0	-	R3-87	A02_1013
76	-	-	BL71BB	3510342 R1	1.16	16.0	Thin Wall XLPE Primary Cable	LIGHT BLUE	575.0	-	-	-

Connector Name 1700

Part Number 3595625C1

Instances Body J1939 (250Kbps) Splice Pack 1024:Body J1939 (250Kbps)
Body J1939 (250Kbps) Splice Pack 1025:Body J1939 (250Kbps)
Body J1939 (250Kbps) Splice Pack 1029:Body J1939 (250Kbps)
Body J1939 (250Kbps) W/ 3 Splice Packs:Body J1939 (250Kbps)
LT/RH - A26 - Air Filter Flow Restriction Monitoring:Diagram1
LT/RH - A26 - Backup Lights (W/ BB TRLR SKT)Allison/ZF Trans:Diagram1
LT/RH - A26 - Fuel Heater (Vehicle Powered)(Davco):Diagram1
LT/RH - X15/A26 - Steering Hands Off Detection:Diagram1
LT/RH - X15/A26 - Steering Performance:Diagram1
Powertrain J1939 (500Kbps) Eaton Ultrashift+ Transmission X15:Powertrain J1939 (500kbps) Eaton Ultrashift+ X15
Powertrain J1939 (500Kbps) Endurant Transmission X15:Powertrain J1939 (500kbps) Endurant Transmission X15
Powertrain J1939 (500Kbps) Manual Transmission X15:Powertrain Standard J1939 (500kbps) Manual Transmission X15
Powertrain J1939 (500Kbps) TC10 Transmission X15:Powertrain J1939 (500kbps) TC10 Transmission X15

Mates 1700F

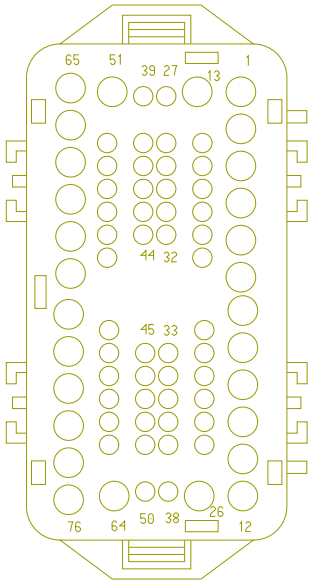

Name	Terminal Part Number	V-Min	Name	Wire Part Number	Wire CSA	Wire Spec	Wire Material description	Wire Color Description	Wire Length	End2 Terminal Part Number	End2 Pin Name	End2 Connector
6	-	-	DR19	3510313 R1	1.91	14.0	Thin Wall XLPE Primary Cable	GREY	1900.0	-	R6-87	1011
9	-	-	EG99AA	3510346 R1	0.53	20.0	Thin Wall XLPE Primary Cable	VIOLET	1661.0	-	1	A02_7901A
10	-	-	EG99BA	3510346 R1	0.53	20.0	Thin Wall XLPE Primary Cable	VIOLET	1666.0	-	2	A02_7901A

Name	Terminal Part Number	V-Min	Name	Wire Part Number	Wire CSA	Wire Spec	Wire Material description	Wire Color Description	Wire Length	End2 Terminal Part Number	End2 Pin Name	End2 Connector
11	-	-	EG6AA	3510310 R1	0.53	20.0	Thin Wall XLPE Primary Cable	GREY	1671.0	-	3	A02_790 1A
12	-	-	EG6BA	3510310 R1	0.53	20.0	Thin Wall XLPE Primary Cable	GREY	1681.0	-	4	A02_790 1A
13	-	-	EG14AB	3510365 R1	0.79	18.0	Thin Wall XLPE Primary Cable	RED	1611.0	-	16	A02_790 1A
18	-	-	AU28BA	3510329 R1	0.79	18.0	Thin Wall XLPE Primary Cable	TAN	3075.0	-	F9	J5-1602
25	-	-	EG6CA	3510359 R1	0.79	18.0	Thin Wall XLPE Primary Cable	WHITE	1676.0	-	17	A02_790 1A
35	-	-	AA9AA	3510311 R1	0.79	18.0	Thin Wall XLPE Primary Cable	GREY	2895.0	-	X	-
61	-	-	WIRE489 906	-	0.0	-	-	-	0.0	-	B	250M
61	-	-	WIRE489 916	-	0.0	-	-	-	0.0	-	G	1029
61	-	-	WIRE489 800	-	0.0	-	-	-	0.0	-	G	1024
61	-	-	WIRE490 002	-	0.0	-	-	-	0.0	-	PIN1	-
61	-	-	WIRE490 106	-	0.0	-	-	-	0.0	-	B	250M

Name	Terminal Part Number	V-Min	Name	Wire Part Number	Wire CSA	Wire Spec	Wire Material description	Wire Color Description	Wire Length	End2 Terminal Part Number	End2 Pin Name	End2 Connect or
61	-	-	WIRE490115	-	0.0	-	-	-	0.0	-	PIN1	-
62	-	-	WIRE489907	-	0.0	-	-	-	0.0	-	A	250M
62	-	-	WIRE489917	-	0.0	-	-	-	0.0	-	F	1029
62	-	-	WIRE489801	-	0.0	-	-	-	0.0	-	F	1024
62	-	-	WIRE490003	-	0.0	-	-	-	0.0	-	PIN1	-
62	-	-	WIRE490107	-	0.0	-	-	-	0.0	-	A	250M
62	-	-	WIRE490114	-	0.0	-	-	-	0.0	-	PIN1	-
65	-	-	WIRE223775	-	0.0	-	-	-	0.0	-	PIN1	-
66	-	-	WIRE223776	-	0.0	-	-	-	0.0	-	PIN1	-
76	-	-	BG71BB	3510342 R1	1.16	16.0	Thin Wall XLPE Primary Cable	LIGHT BLUE	575.0	-	-	-

Connector Name 1700

Part Number 3595625C1

Instances Powertrain J1939 (500Kbps) A26:Powertrain Standard J1939 (500Kbps) 2021 A26 Engine

Mates 1700F

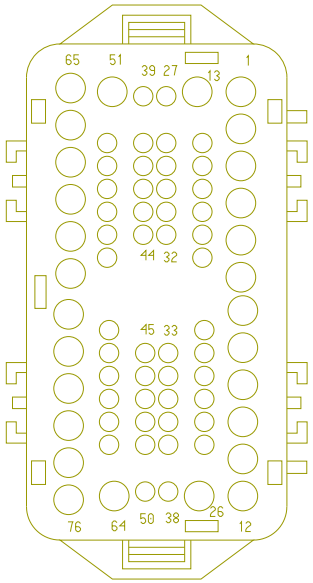

Name	Terminal Part Number	V-Min	Name	Wire Part Number	Wire CSA	Wire Spec	Wire Material description	Wire Color Description	Wire Length	End2 Terminal Part Number	End2 Pin Name	End2 Connect or
65	-	-	WIRE223775	-	0.0	-	-	-	0.0	-	PIN1	-
66	-	-	WIRE223776	-	0.0	-	-	-	0.0	-	PIN1	-

Connector Name 1701F

Part Number 3595622C1

Short Description CONNECTOR TO DASH HARNESS

Instances ABS Private J1939:ABS Private J1939
LT/RH - A26 - Back-Up Alarm (Manual) W/ Tailboard:Diagram1
LT/RH - A26 - Back-Up Alarm (Manual) W/ Tailboard:Diagram2
LT/RH - A26 - Backup Lights (Reverse Light) Eaton/Manual Trans:Diagram1
LT/RH - A26 - Backup Lights (Single Reverse Light) Eaton/ Manual Trans-Option 1:Diagram1 - 4x2
LT/RH - A26 - Backup Lights (Single Reverse Light) Eaton/ Manual Trans-Option 1:Diagram2 - 6x4
LT/RH - A26 - Backup Lights (Single Reverse Light) Eaton/ Manual Trans-Option2:Diagram1
Tire Pressure Monitoring (TPMS)(LDL Technology):Combination1
Tire Pressure Monitoring (TPMS)(LDL Technology):Combination2
Tire Pressure Monitoring (TPMS)(LDL Technology):Combination3

Mates 1701M

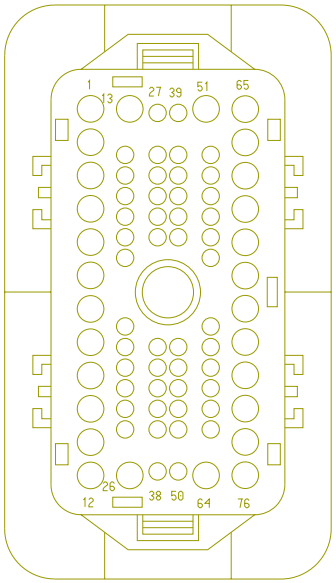

Name	Terminal Part Number	V-Min	Name	Wire Part Number	Wire CSA	Wire Spec	Wire Material description	Wire Color Description	Wire Length	End2 Terminal Part Number	End2 Pin Name	End2 Connector
1	-	-	NA71BA	2643690 R1	1.91	14.0	Std. Wall XLPE Primary Cable	ORANGE	3235.0	-	1	N01_9800F
26	-	-	ZB22AB	3510323 R1	0.79	18.0	Thin Wall XLPE Primary Cable	PINK	3271.0	-	11	9800F
29	-	-	ZB22-GAA	3510359 R1	0.79	18.0	Thin Wall XLPE Primary Cable	WHITE	3271.0	-	12	9800F

Name	Terminal Part Number	V-Min	Name	Wire Part Number	Wire CSA	Wire Spec	Wire Material description	Wire Color Description	Wire Length	End2 Terminal Part Number	End2 Pin Name	End2 Connector
46	-	-	PR94SAB	2643673 R1	0.79	18.0	Std. Wall XLPE Primary Cable	GREY	5120.0	-	1	9511/95 11A
46	-	-	YJ94SN	-	0.0	-	-	RED	0.0	-	1	9511B/9 511D
47	-	-	PR94SBB	2643673 R1	0.79	18.0	Std. Wall XLPE Primary Cable	GREY	5120.0	-	3	9511/95 11A
47	-	-	YJ94SP	-	0.0	-	-	BROWN	0.0	-	2	9511B/9 511D
48	-	-	PR94SCB	2643673 R1	0.79	18.0	Std. Wall XLPE Primary Cable	GREY	5120.0	-	2	9511/95 11A
48	-	-	YJ94SR	-	0.0	-	-	BLACK	0.0	-	3	9511B/9 511D
49	-	-	PR94SDB	2643673 R1	0.79	18.0	Std. Wall XLPE Primary Cable	GREY	5120.0	-	4	9511/95 11A
49	-	-	YJ94SS	-	0.0	-	-	WHITE	0.0	-	4	9511B/9 511D

Connector Name	1701F
Part Number	3595622C1
Short Description	CONNECTOR TO DASH HARNESS
Instances	LoneStar - X15 - Antilock Brake System (ABS) - Wabco 4 Channel Implementation:Diagram1 LoneStar - X15 - Antilock Brake System (ABS) - Wabco 4 Channel Implementation:Diagram2 LoneStar - X15 - Antilock Brake System (ABS) - Wabco 4 Channel Implementation:Diagram3 LoneStar - X15 - Antilock Brake System (ABS) - Wabco 4 Channel Implementation:Diagram4 LoneStar - X15 - Antilock Brake System (ABS) [Bendix 6 Channel Implementation]:Diagram1 LoneStar - X15 - Antilock Brake System (ABS) [Bendix 6 Channel Implementation]:Diagram2 LoneStar - X15 - Antilock Brake System (ABS) [Bendix 6 Channel Implementation]:Diagram3 LoneStar - X15 - Antilock Brake System (ABS)-BENDIX 4 Channel Implemenation:Diagram1 LoneStar - X15 - Antilock Brake System (ABS)-BENDIX 4 Channel Implemenation:Diagram2 LoneStar - X15 - Antilock Brake System (ABS)-BENDIX 4 Channel Implemenation:Diagram3 LoneStar - X15 - Antilock Brake System (ABS)-BENDIX 4 Channel Implemenation:Diagram4 LoneStar - X15 - Antilock Brake System - Wabco ABS 6 Channel Implementation:Diagram1 LoneStar - X15 - Antilock Brake System - Wabco ABS 6 Channel Implementation:Diagram2 LoneStar - X15 - Antilock Brake System - Wabco ABS 6 Channel Implementation:Diagram3 LoneStar - X15 - Trailer Interface (ABS) - Center Pin Circuit:Diagram1 LoneStar - X15 - Trailer Interface (ABS) - Center Pin Circuit:Diagram2 LoneStar - X15 - Trailer Interface (ABS) - Center Pin Circuit:Diagram3 LoneStar - X15 - Trailer Interface (ABS) - Center Pin Circuit:Diagram4 LT A26/X15 Hadley Smart Valve - 14WCS:Diagram1 LT/RH X15 - Backup Light (Dual Reverse Light) Allison-TC10:Diagram1

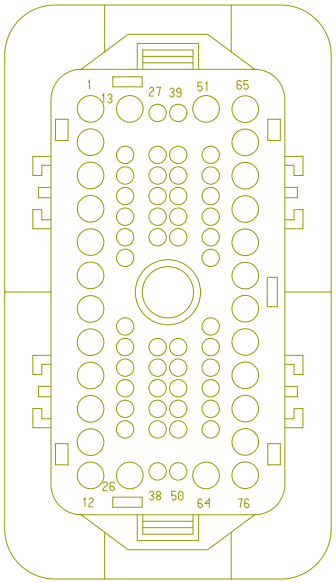

LT/RH X15 - Backup Light (Dual Reverse Light) Allison-
TC10:Diagram2
LT/RH X15 - Backup Light (Dual Reverse LT) Procosion/
Endurant:Diagram1
LT/RH X15 - Backup Light (Dual Reverse LT) Procosion/
Endurant:Diagram2
LT/RH X15 - Backup Light (Reverse Light) Allison
TC10:Diagram1
LT/RH X15 - Backup Light (Reverse Light) Allison
TC10:Diagram2
LT/RH X15 - Backup Light (Single Reverse Light) Allison
TC10:Diagram1
LT/RH X15 - Backup Light (Single Reverse Light) Allison
TC10:Diagram2
LT/RH X15 - Backup Light (Single Reverse Light)
Endurant:Diagram1
LT/RH X15 - Backup Light (Single Reverse Light)
Endurant:Diagram2
LT/RH X15 - Backup Lights (Dual Reverse Light) Eaton/Manual
Trans:Diagram1
LT/RH X15 - Backup Lights (Dual Reverse Light) Eaton/Manual
Trans:Diagram2
LT/RH X15 - Backup Lights (Reverse Light) Eaton/Manual
Trans:Diagram1
LT/RH X15 - Backup Lights (Reverse Light) Eaton/Manual
Trans:Diagram2
LT/RH X15 - Backup Lights (Reverse Lights) Eaton/Manual
Trans:Diagram1
LT/RH X15 - Backup Lights (Reverse Lights) Eaton/Manual
Trans:Diagram2
LT/RH X15 - Backup Lights (Single Reverse Light) Eaton/Manual
Trans:Diagram1
LT/RH X15 - Backup Lights (Single Reverse Light) Eaton/Manual
Trans:Diagram2
LT/RH - A26 - Back of Cab Aux Work Light (2 blunt cuts without
relay) (Backup with Manual Trans- not Endurant):Diagram1
LT/RH - A26 - Back of Cab Aux Work Light (2 blunt cuts without
relay) (Backup with Manual Trans- not Endurant):Diagram2
LT/RH - A26 - Backup Light (Dual Reverse Light)Allison/ZF
Trans:Diagram1
LT/RH - A26 - Backup Light (Dual Reverse Light)Allison/ZF
Trans:Diagram2
LT/RH - A26 - Backup Light (Dual Reverse LT) - Relay Coil
CTRL by TCM - 6 PIN:Diagram1

LT/RH - A26 - Backup Light (Dual Reverse LT) - Relay Coil CTRL by TCM - 6 PIN:Diagram2
LT/RH - A26 - Backup Light (Reverse Light) Allison/ZF Trans:Diagram1
LT/RH - A26 - Backup Light (Single Reverse Light) Procision, Endurant:Diagram1
LT/RH - A26 - Backup Light (Single Reverse Light) W/ Allison:Diagram1
LT/RH - A26 - Backup Light (Single Reverse Light)Yukon AMT:Diagram1
LT/RH - A26 - Backup Lights (Dual Reverse Light) Eaton/Manual Trans:Diagram1
LT/RH - A26 - Backup Lights (Dual Reverse Light) Eaton/Manual Trans:Diagram2
LT/RH - A26 - Work Lights (2 Blunt Cuts Only W/O Relay) W/ Backup W/Manual Trans Day Cab:Diagram1
LT/RH - A26 - Work Lights (2 Blunt Cuts Only W/O Relay) W/ Backup W/Manual Trans Day Cab:Diagram3
LT/RH - A26 - Work Lights - LED W/ Sw Pack - Customer Supplied - Sleeper W/ RKE W/MAN REV:Diagram1
LT/RH - A26 - Work Lights - LED W/ Sw Pack - Customer Supplied - Sleeper W/ RKE W/MAN REV:Diagram3
LT/RH - A26 - Work Lights - LED W/ Sw Pack - Customer Supplied - Sleeper W/O RKE W/MAN REV:Diagram1
LT/RH - A26 - Work Lights - LED W/ Sw Pack - Customer Supplied - Sleeper W/O RKE W/MAN REV:Diagram3
LT/RH - A26 - Work Lights LED W/ Sw Pack - Day Cab W/ RKE W/MAN REV:Diagram1
LT/RH - A26 - Work Lights LED W/ Sw Pack - Day Cab W/ RKE W/MAN REV:Diagram2
LT/RH - A26 - Work Lights LED W/ Sw Pack - Day Cab W/O RKE W/MAN REV:Diagram1
LT/RH - A26 - Work Lights LED W/ Sw Pack - Day Cab W/O RKE W/MAN REV:Diagram2
LT/RH - A26 - Work Lights W/ Sw Pack - Customer Supplied W/ RKE W/MAN REV:Diagram1
LT/RH - A26 - Work Lights W/ Sw Pack - Customer Supplied W/ RKE W/MAN REV:Diagram2
LT/RH - A26 - Work Lights W/ Sw Pack - Customer Supplied W/ RKE W/MAN REV:Diagram3
LT/RH - A26 - Work Lights W/ Sw Pack - Customer Supplied W/ RKE W/MAN REV:Diagram4
LT/RH - A26 - Work Lights W/ Sw Pack - Customer Supplied W/ O RKE W/MAN REV:Diagram1

LT/RH - A26 - Work Lights W/ Sw Pack - Customer Supplied W/ O RKE W/MAN REV:Diagram2
LT/RH - A26 - Work Lights W/ Sw Pack - Customer Supplied W/ O RKE W/MAN REV:Diagram3
LT/RH - A26 - Work Lights W/ Sw Pack - Customer Supplied W/ O RKE W/MAN REV:Diagram4
LT/RH - X15/A26 - Antilock Brake System (ABS) - Wabco 4 Channel Implementation:Diagram1
LT/RH - X15/A26 - Antilock Brake System (ABS) - Wabco 4 Channel Implementation:Diagram2
LT/RH - X15/A26 - Antilock Brake System (ABS) - Wabco 4 Channel Implementation:Diagram3
LT/RH - X15/A26 - Antilock Brake System (ABS) - Wabco 4 Channel Implementation:Diagram4
LT/RH - X15/A26 - Antilock Brake System (ABS) BENDIX 4 Channel Implemenation:Diagram1
LT/RH - X15/A26 - Antilock Brake System (ABS) BENDIX 4 Channel Implemenation:Diagram2
LT/RH - X15/A26 - Antilock Brake System (ABS) BENDIX 4 Channel Implemenation:Diagram3
LT/RH - X15/A26 - Antilock Brake System (ABS) BENDIX 4 Channel Implemenation:Diagram4
LT/RH - X15/A26 - Antilock Brake System (ABS) Bendix 6 Channel Implementation:Diagram1
LT/RH - X15/A26 - Antilock Brake System (ABS) Bendix 6 Channel Implementation:Diagram2
LT/RH - X15/A26 - Antilock Brake System (ABS) Bendix 6 Channel Implementation:Diagram3
LT/RH - X15/A26 - Antilock Brake System - Wabco ABS 6 Channel Implementation:Diagram1
LT/RH - X15/A26 - Antilock Brake System - Wabco ABS 6 Channel Implementation:Diagram2
LT/RH - X15/A26 - Antilock Brake System - Wabco ABS 6 Channel Implementation:Diagram3
LT/RH - X15/A26 - Bendix Stability Control For Tractor or Tractors with Trailer Tow:Diagram1
LT/RH - X15/A26 - Bendix Stability Control For Tractor or Tractors with Trailer Tow:Diagram2
LT/RH - X15/A26 - Bendix; Tractor or Towing Truck; W/ Air SUSP; J1939 Driven Lamp:Diagram1
LT/RH - X15/A26 - Bendix; Tractor or Towing Truck; W/ Air SUSP; J1939 Driven Lamp:Diagram2
LT/RH - X15/A26 - License Plate Light (Dual LED Lamp Tail Light) Option 1:Diagram1

LT/RH - X15/A26 - License Plate Light (Dual LED Lamp Tail Light) Option 1:Diagram2
LT/RH - X15/A26 - License Plate Light (Dual LED Lamp Tail Light) Option 2:Diagram1
LT/RH - X15/A26 - License Plate Light (Dual LED Lamp Tail Light) Option 2:Diagram2
LT/RH - X15/A26 - License Plate Light (Tail Light Single Assy.) Option 1:Diagram1
LT/RH - X15/A26 - License Plate Light (Tail Light Single Assy.) Option 1:Diagram2
LT/RH - X15/A26 - License Plate Light (Tail Light Single Assy.)Option 2:Diagram1
LT/RH - X15/A26 - License Plate Light (Tail Light Single Assy.)Option 2:Diagram2
LT/RH - X15/A26 - Trailer Interface (ABS) - Center Pin Circuit:Diagram1
LT/RH - X15/A26 - Trailer Interface (ABS) - Center Pin Circuit:Diagram2
LT/RH - X15/A26 - Trailer Interface (ABS) - Center Pin Circuit:Diagram3
LT/RH - X15/A26 - Trailer Interface (ABS) - Center Pin Circuit:Diagram4
LT/RH - X15/A26 - Wabco Full Stability Control:Diagram1
LT/RH - X15/A26 - Wabco Full Stability Control:Diagram2
LT/RH - X15/A26 - Work Lights W/ Sw Pack - Customer Supplied:Diagram1
LT/RH - X15/A26 - Work Lights W/ Sw Pack - Customer Supplied:Diagram2
LT/RH A26 - Back-Up Alarm (Manual) and UltraShift+:Diagram1
LT/RH A26 - Back-Up Alarm (Manual) and UltraShift+:Diagram2
LT/RH A26 - Back-Up Alarm (Manual) and UltraShift+:Diagram3
LT/RH A26 - Back-Up Alarm (Manual) and UltraShift+:Diagram4
LT/RH A26 - Back-Up Alarm (Manual) and UltraShift+:Diagram5
LT/RH A26 - Back-Up Alarm (Manual) and UltraShift+:Diagram6
LT/RH A26 - Back-Up Alarm (Manual) and UltraShift+:Diagram7
LT/RH A26 - Back-Up Alarm (Manual) and UltraShift+:Diagram8
LT/RH A26 - Back-Up Alarm (Manual) (W/ Tail Light Bar Assy):Diagram1
LT/RH A26 - Back-Up Alarm (Manual) (W/ Tail Light Bar Assy):Diagram2
LT/RH A26 - Back-Up Alarm (Manual) (W/ Tail Light Bar Assy):Diagram3
LT/RH A26 - Back-Up Alarm (Manual) (W/ Tail Light Bar Assy):Diagram4

LT/RH/LoneStar - X15 - Work Lights (2 Blunt Cuts Only W/O Relay) W/Backup W/Manual Trans:Diagram1
LT/RH/LoneStar - X15 - Work Lights - LED W/ Sw Pack - Customer Supplied - Sleeper W/ RKE W/MAN REV:Diagram1
LT/RH/LoneStar - X15 - Work Lights - LED W/ Sw Pack - Customer Supplied - Sleeper W/O RKE W/MAN REV:Diagram1
LT/RH/LoneStar - X15 - Work Lights W/ Sw Pack - Customer Supplied W/ RKE W/MAN REV:Diagram1
LT/RH/LoneStar - X15 - Work Lights W/ Sw Pack - Customer Supplied W/ RKE W/MAN REV:Diagram2
LT/RH/LoneStar - X15 - Work Lights W/ Sw Pack - Customer Supplied W/O RKE W/MAN REV:Diagram1
LT/RH/LoneStar - X15 - Work Lights W/ Sw Pack - Customer Supplied W/O RKE W/MAN REV:Diagram2
LT/RH/LoneStar - X15/A26 - 2 Driver Controlled Locking Differential - FR & RR Axle (DANA):Diagram1
LT/RH/LoneStar - X15/A26 - 2 Driver Controlled Locking Differential - FR & RR Axle (MERITOR):Diagram1
LT/RH/LoneStar - X15/A26 - Auxiliary Air Solenoids 4-pack (1 pack/4 solenoids):Diagram1
LT/RH/LoneStar - X15/A26 - Auxiliary Air Solenoids 4-pack (1 pack/4 solenoids):Diagram2
LT/RH/LoneStar - X15/A26 - Auxiliary Air Solenoids 4-pack (1 pack/4 solenoids):Diagram3
LT/RH/LoneStar - X15/A26 - Auxiliary Air Solenoids 4-pack (1 pack/4 solenoids):Diagram4
LT/RH/LoneStar - X15/A26 - Auxiliary Air Solenoids 4-pack (1 pack/4 solenoids):Diagram5
LT/RH/LoneStar - X15/A26 - Auxiliary Air Solenoids 4-pack (2 packs/8 solenoids):Diagram1
LT/RH/LoneStar - X15/A26 - Auxiliary Air Solenoids 4-pack (2 packs/8 solenoids):Diagram2
LT/RH/LoneStar - X15/A26 - Auxiliary Air Solenoids 4-pack (2 packs/8 solenoids):Diagram3
LT/RH/LoneStar - X15/A26 - Auxiliary Air Solenoids 4-pack (2 packs/8 solenoids):Diagram4
LT/RH/LoneStar - X15/A26 - Auxiliary Air Solenoids 4-pack (2 packs/8 solenoids):Diagram5
LT/RH/LoneStar - X15/A26 - Auxiliary Trailer Power CAV D:Diagram1
LT/RH/LoneStar - X15/A26 - Auxiliary Trailer Power CAV D:Diagram2
LT/RH/LoneStar - X15/A26 - Auxiliary Trailer Power W/ ISO Trailer Socket:Diagram1

LT/RH/LoneStar - X15/A26 - Axle Loading (Weight) Rear:Diagram1
LT/RH/LoneStar - X15/A26 - Axle Loading (Weight) Rear:Diagram2
LT/RH/LoneStar - X15/A26 - Back-Up Alarm (Automatic) (W/ Tail Light Bar Assy):Diagram1
LT/RH/LoneStar - X15/A26 - Back-Up Alarm (Automatic) (W/ Tail Light Bar Assy):Diagram2
LT/RH/LoneStar - X15/A26 - Body Builder Lighting - (Blunt Cut):Diagram1
LT/RH/LoneStar - X15/A26 - Body Builder Lighting - (Blunt Cut):Diagram2
LT/RH/LoneStar - X15/A26 - Collision Avoidance System (Warning):Diagram1
LT/RH/LoneStar - X15/A26 - Drain Valve Heater:Diagram1
LT/RH/LoneStar - X15/A26 - Driver Controlled Locking Differential - FR & RR Axle (DANA):Diagram1
LT/RH/LoneStar - X15/A26 - Driver Controlled Locking Differential - FR & RR Axle (MERITOR):Diagram1
LT/RH/LoneStar - X15/A26 - Driver Controlled Locking Differential - FR (MERITOR):Diagram1
LT/RH/LoneStar - X15/A26 - Driver Controlled Locking Differential - RR Axle (DANA):Diagram1
LT/RH/LoneStar - X15/A26 - Driver Controlled Locking Differential - RR Axle (DANA):Diagram2
LT/RH/LoneStar - X15/A26 - Driver Controlled Locking Differential - RR Axle (MERITOR):Diagram1
LT/RH/LoneStar - X15/A26 - Driver Controlled Locking Differential - RR Axle (MERITOR):Diagram2
LT/RH/LoneStar - X15/A26 - Dual Air Dryers:Diagram1
LT/RH/LoneStar - X15/A26 - Dual Air Dryers:Diagram2
LT/RH/LoneStar - X15/A26 - Fuel Level (Single Tank - Left Side):Diagram1
LT/RH/LoneStar - X15/A26 - Fuel Level (Single Tank - Left Side):Diagram2
LT/RH/LoneStar - X15/A26 - Fuel Level (Single Tank - Left Side):Diagram3
LT/RH/LoneStar - X15/A26 - Fuel Level (Single Tank - Left Side):Diagram4
LT/RH/LoneStar - X15/A26 - Fuel Level (Single Tank - Left Side):Diagram5
LT/RH/LoneStar - X15/A26 - Fuel Level (Single Tank - Left Side):Diagram6
LT/RH/LoneStar - X15/A26 - Hill Start Aid (Bendix):Diagram1

LT/RH/LoneStar - X15/A26 - Hill Start Aid (Bendix):Diagram2
LT/RH/LoneStar - X15/A26 - Hill Start Aid (Bendix):Diagram3
LT/RH/LoneStar - X15/A26 - Jaw Monitoring:Diagram1
LT/RH/LoneStar - X15/A26 - Left Side Air Dryer-Bendix:Diagram1
LT/RH/LoneStar - X15/A26 - Left Side Air Dryer-Bendix:Diagram2
LT/RH/LoneStar - X15/A26 - License Plate Light (Tail Light Single Assy.) Option 1:Diagram1
LT/RH/LoneStar - X15/A26 - License Plate Light (Tail Light Single Assy.) Option 1:Diagram2
LT/RH/LoneStar - X15/A26 - License Plate Light (Tail Light Single Assy.) Option 2:Diagram1-Combination1
LT/RH/LoneStar - X15/A26 - License Plate Light (Tail Light Single Assy.) Option 2:Diagram1-Combination2
LT/RH/LoneStar - X15/A26 - Rear Lights Stop - Dual Assembly:Diagram1
LT/RH/LoneStar - X15/A26 - Rear Lights Stop - Dual Assembly:Diagram2
LT/RH/LoneStar - X15/A26 - Rear Lights Stop - Single Assembly Option 1:Diagram1
LT/RH/LoneStar - X15/A26 - Rear Lights Stop - Single Assembly Option 1:Diagram2
LT/RH/LoneStar - X15/A26 - Rear Lights Stop - Single Assembly Option 2:Diagram1
LT/RH/LoneStar - X15/A26 - Rear Lights Stop - Single Assembly Option 2:Diagram2
LT/RH/LoneStar - X15/A26 - Single Axle Temperature Monitoring:Diagram1
LT/RH/LoneStar - X15/A26 - Single Axle Temperature Monitoring w/Aux Gauge:Diagram1
LT/RH/LoneStar - X15/A26 - Tandem Axle Temperature Monitoring:Diagram1
LT/RH/LoneStar - X15/A26 - Tandem Axle Temperature Monitoring:Diagram2
LT/RH/LoneStar - X15/A26 - Tandem Axle Temperature Monitoring w/ Single SNSR and AUX Gauge:Diagram1
LT/RH/LoneStar - X15/A26 - Tandem Axle Temperature Monitoring w/ Single SNSR and AUX Gauge:Diagram1
LT/RH/LoneStar - X15/A26 - Tandem Axle Temperature Monitoring w/Aux Gauge:Diagram1
LT/RH/LoneStar - X15/A26 - Tandem Axle Temperature Monitoring w/Aux Gauge:Diagram2

LT/RH/LoneStar - X15/A26 - Traction Control (Bendix Controller):Diagram1
LT/RH/LoneStar - X15/A26 - Traction Control (Bendix Controller):Diagram2
LT/RH/LoneStar - X15/A26 - Traction Control (Bendix Controller) With ABS Trailer:Diagram1
LT/RH/LoneStar - X15/A26 - Traction Control (Bendix Controller) With ABS Trailer:Diagram2
LT/RH/LoneStar - X15/A26 - Traction Control (Wabco Controller):Diagram1
LT/RH/LoneStar - X15/A26 - Traction Control (Wabco Controller):Diagram2
LT/RH/LoneStar - X15/A26 - Traction Control (Wabco Controller):Diagram3
LT/RH/LoneStar - X15/A26 - Trailer Interface (ABS) - BOC & EOF_NA:Diagram1
LT/RH/LoneStar - X15/A26 - Trailer Interface (ABS) - BOC & EOF_NA:Diagram2
LT/RH/LoneStar - X15/A26 - Trailer Interface (ABS) - BOC & EOF_NA:Diagram3
LT/RH/LoneStar - X15/A26 - Trailer Interface (ABS) - BOC & EOF_NA:Diagram4
LT/RH/LoneStar - X15/A26 - Trailer Interface (ABS) - BOC_NA:Diagram1
LT/RH/LoneStar - X15/A26 - Trailer Interface (ABS) - BOC_NA:Diagram2
LT/RH/LoneStar - X15/A26 - Trailer Interface (ABS) - TRAMEC_NA:Diagram1
LT/RH/LoneStar - X15/A26 - Trailer Interface (Lighting) – BOC & EOF_NA:Diagram1-Combination1
LT/RH/LoneStar - X15/A26 - Trailer Interface (Lighting) – BOC & EOF_NA:Diagram1-Combination2
LT/RH/LoneStar - X15/A26 - Trailer Interface (Lighting) – BOC & EOF_NA:Diagram1-Combination3
LT/RH/LoneStar - X15/A26 - Trailer Interface (Lighting) – BOC & EOF_NA:Diagram1-Combination4
LT/RH/LoneStar - X15/A26 - Trailer Interface (Lighting) – BOC NA:Diagram1
LT/RH/LoneStar - X15/A26 - Trailer Interface (Lighting) – BOC NA:Diagram2
LT/RH/LoneStar - X15/A26 - Trailer Interface (Lighting) – TRAMEC_NA:Diagram1
LT/RH/LoneStar - X15/A26 - Work Lights (2 Blunt Cuts Only W/ O Relay):Diagram1

LT/RH/LoneStar - X15/A26 - Work Lights (2 Blunt Cuts Only W/O Relay) W/Backup W/Auto Trans (Allison and Endurant):Diagram1
LT/RH/LoneStar - X15/A26 - Work Lights - LED W/ Sw Pack - Customer Supplied - Sleeper:Diagram1
LT/RH/LoneStar - X15/A26 - Work Lights - LED W/ Sw Pack - Customer Supplied - Sleeper W/ RKE W/AUTO REV:Diagram1
LT/RH/LoneStar - X15/A26 - Work Lights - LED W/ Sw Pack - Customer Supplied - Sleeper W/O RKE:Diagram1
LT/RH/LoneStar - X15/A26 - Work Lights - LED W/ Sw Pack - Customer Supplied - Sleeper W/O RKE W/AUTO REV:Diagram1
LT/RH/LoneStar - X15/A26 - Work Lights - LED W/ Sw Pack - Customer Supplied - Sleeper W/O RKE W/Endurant (Schneider):Diagram1
LT/RH/LoneStar - X15/A26 - Work Lights LED W/ Sw Pack - Day Cab:Diagram1
LT/RH/LoneStar - X15/A26 - Work Lights LED W/ Sw Pack - Day Cab W/ RKE W/AUTO REV:Diagram1
LT/RH/LoneStar - X15/A26 - Work Lights LED W/ Sw Pack - Day Cab W/O RKE:Diagram1
LT/RH/LoneStar - X15/A26 - Work Lights LED W/ Sw Pack - Day Cab W/O RKE W/AUTO REV:Diagram1
LT/RH/LoneStar - X15/A26 - Work Lights W/ Sw Pack - Customer Supplied:Diagram1
LT/RH/LoneStar - X15/A26 - Work Lights W/ Sw Pack - Customer Supplied:Diagram2
LT/RH/LoneStar - X15/A26 - Work Lights W/ Sw Pack - Customer Supplied W/ RKE W/AUTO REV:Diagram1
LT/RH/LoneStar - X15/A26 - Work Lights W/ Sw Pack - Customer Supplied W/ RKE W/AUTO REV:Diagram2
LT/RH/LoneStar - X15/A26 - Work Lights W/ Sw Pack - Customer Supplied W/O RKE W/AUTO REV:Diagram1
LT/RH/LoneStar - X15/A26 - Work Lights W/ Sw Pack - Customer Supplied W/O RKE W/AUTO REV:Diagram2
LT/RH/LoneStar X15 - Back-Up Alarm (Manual) and UltraShift +:Diagram1
LT/RH/LoneStar X15 - Back-Up Alarm (Manual) and UltraShift +:Diagram2
LT/RH/LoneStar X15 - Back-Up Alarm (Manual) and UltraShift +:Diagram3
LT/RH/LoneStar X15 - Back-Up Alarm (Manual) and UltraShift +:Diagram4
LT/RH/LoneStar X15 - Back-Up Alarm (Manual) (W/ Tail Light Bar Assy):Diagram1

LT/RH/LoneStar X15 - Back-Up Alarm (Manual) (W/ Tail Light Bar Assy):Diagram2
LT/RH/LoneStar X15 - Backup Light (Single Reverse Light) Endurant:Diagram1
LT/RH/LoneStar X15 - Backup Light (Single Reverse Light) Endurant:Diagram2
LT/RH/LoneStar X15 - Backup Light (Single Reverse Light) W/ Allison TC10:Diagram1
LT/RH/LoneStar X15 - Backup Light (Single Reverse Light) W/ Allison TC10:Diagram2
LT/RH/LoneStar X15 - Backup Light Endurant:Diagram1
LT/RH/LoneStar X15 - Backup Light Endurant:Diagram2
LT/RH/LoneStar X15 - Backup Lights (Single Reverse Light) Eaton/Manual Trans:Diagram1
LT/RH/LoneStar X15 - Backup Lights (Single Reverse Light) Eaton/Manual Trans:Diagram2
LT/RH/LoneStar X15 - Work Lights LED W/ Sw Pack - Day Cab W/ RKE W/MAN REV:Diagram1
LT/RH/LoneStar X15 - Work Lights LED W/ Sw Pack - Day Cab W/O RKE W/MAN REV:Diagram1

Mates 1701

Name	Terminal Part Number	V-Min	Name	Wire Part Number	Wire CSA	Wire Spec	Wire Material description	Wire Color Description	Wire Length	End2 Terminal Part Number	End2 Pin Name	End2 Connector
1	-	-	NA71BA	2643690 R1	1.91	14.0	Std. Wall XLPE Primary Cable	ORANGE	3235.0	-	1	9800F
2	-	-	NA56A	2643690 R1	1.91	14.0	Std. Wall XLPE Primary Cable	ORANGE	3235.0	-	2	9800F
3	-	-	NA57A	2643690 R1	1.91	14.0	Std. Wall XLPE Primary Cable	ORANGE	3235.0	-	3	9800F
4	-	-	PB68A	2643688 R1	1.91	14.0	Std. Wall XLPE Primary Cable	BROWN	510.0	-	X	-

Name	Terminal Part Number	V-Min	Name	Wire Part Number	Wire CSA	Wire Spec	Wire Material description	Wire Color Description	Wire Length	End2 Terminal Part Number	End2 Pin Name	End2 Connector
4	-	-	NA68A	2643688 R1	1.91	14.0	Std. Wall XLPE Primary Cable	BROWN	3235.0	-	4	9800F
5	-	-	NK56T	2643802 R1	4.81	10.0	Std. Wall XLPE Primary Cable	YELLOW 2	700.0	-	X	-
5	-	-	YT56T	2643802 R1	4.81	10.0	Std. Wall XLPE Primary Cable	YELLOW 2	3110.0	-	X	-
5	-	-	NM56T	2643802 R1	4.81	10.0	Std. Wall XLPE Primary Cable	YELLOW 2	3235.0	-	B	9716F
5	-	-	NH56T	2643802 R1	4.81	10.0	Std. Wall XLPE Primary Cable	YELLOW 2	800.0	-	B	N01-9779F
5	-	-	RG56T	2643802 R1	4.81	10.0	Std. Wall XLPE Primary Cable	YELLOW 2	3910.0	-	B	N01-9781F
5	-	-	RZ56T	2643802 R1	4.81	10.0	Std. Wall XLPE Primary Cable	YELLOW 2	800.0	-	B	N01-9779F1
6	-	-	YT57T	2643776 R1	4.81	10.0	Std. Wall XLPE Primary Cable	LIGHT GREEN	3060.0	-	X	-

Name	Terminal Part Number	V-Min	Name	Wire Part Number	Wire CSA	Wire Spec	Wire Material description	Wire Color Description	Wire Length	End2 Terminal Part Number	End2 Pin Name	End2 Connector
6	-	-	NM57T	2643776 R1	4.81	10.0	Std. Wall XLPE Primary Cable	LIGHT GREEN	3235.0	-	C	9716F
6	-	-	NK57T	2643776 R1	4.81	10.0	Std. Wall XLPE Primary Cable	LIGHT GREEN	800.0	-	X	-
6	-	-	NH57T	2643776 R1	4.81	10.0	Std. Wall XLPE Primary Cable	LIGHT GREEN	800.0	-	C	N01-9779F
6	-	-	RG57T	2643776 R1	4.81	10.0	Std. Wall XLPE Primary Cable	LIGHT GREEN	3910.0	-	C	N01-9781F
6	-	-	RZ57T	2643776 R1	4.81	10.0	Std. Wall XLPE Primary Cable	LIGHT GREEN	800.0	-	C	N01-9779F1
7	-	-	NK58T	2643773 R1	4.81	10.0	Std. Wall XLPE Primary Cable	BLACK	900.0	-	X	-
7	-	-	YT58T	2643773 R1	4.81	10.0	Std. Wall XLPE Primary Cable	BLACK	3010.0	-	X	-
7	-	-	NM58T	2643773 R1	4.81	10.0	Std. Wall XLPE Primary Cable	BLACK	3235.0	-	A	9716F

Name	Terminal Part Number	V-Min	Name	Wire Part Number	Wire CSA	Wire Spec	Wire Material description	Wire Color Description	Wire Length	End2 Terminal Part Number	End2 Pin Name	End2 Connector
7	-	-	NH58T	2643773 R1	4.81	10.0	Std. Wall XLPE Primary Cable	BLACK	800.0	-	A	N01-9779F
7	-	-	SH58T	2643773 R1	4.81	10.0	Std. Wall XLPE Primary Cable	BLACK	3910.0	-	A	N01-9781F
7	-	-	RZ58T	2643773 R1	4.81	10.0	Std. Wall XLPE Primary Cable	BLACK	800.0	-	A	N01-9779F1
8	-	-	NM68T	3510309 R1	4.81	10.0	Thin Wall XLPE Primary Cable	BROWN	3235.0	-	B	9715M
8	-	-	YT68T	2643779 R1	4.81	10.0	Std. Wall XLPE Primary Cable	BROWN	3110.0	-	X	-
8	-	-	NK68T	2643779 R1	4.81	10.0	Std. Wall XLPE Primary Cable	BROWN	950.0	-	X	-
8	-	-	SG68T	3510309 R1	4.81	10.0	Thin Wall XLPE Primary Cable	BROWN	800.0	-	B	N01-9780M
8	-	-	RG68T	3510309 R1	4.81	10.0	Thin Wall XLPE Primary Cable	BROWN	3910.0	-	B	N01-9782M

Name	Terminal Part Number	V-Min	Name	Wire Part Number	Wire CSA	Wire Spec	Wire Material description	Wire Color Description	Wire Length	End2 Terminal Part Number	End2 Pin Name	End2 Connector
8	-	-	RZ68T	3510309 R1	4.81	10.0	Thin Wall XLPE Primary Cable	BROWN	800.0	-	B	N01-9780M1
9	-	-	YT70T	2643698 R1	4.81	10.0	Std. Wall XLPE Primary Cable	RED	3060.0	-	X	-
9	-	-	NK70T	2643698 R1	4.81	10.0	Std. Wall XLPE Primary Cable	RED	650.0	-	X	-
9	-	-	NM70T	3510369 R1	4.81	10.0	Thin Wall XLPE Primary Cable	RED	3235.0	-	A	9715M
9	-	-	SG70T	3510369 R1	4.81	10.0	Thin Wall XLPE Primary Cable	RED	800.0	-	C	N01-9780M
9	-	-	SH70T	3510369 R1	4.81	10.0	Thin Wall XLPE Primary Cable	RED	3910.0	-	C	N01-9782M
9	-	-	RZ70T	3510369 R1	4.81	10.0	Thin Wall XLPE Primary Cable	RED	800.0	-	C	N01-9780M1
10	-	-	NK94T	2643784 R1	4.81	10.0	Std. Wall XLPE Primary Cable	GREY	700.0	-	X	-

Name	Terminal Part Number	V-Min	Name	Wire Part Number	Wire CSA	Wire Spec	Wire Material description	Wire Color Description	Wire Length	End2 Terminal Part Number	End2 Pin Name	End2 Connector
10	-	-	YT94T	2643784 R1	4.81	10.0	Std. Wall XLPE Primary Cable	GREY	3010.0	-	PIN1	-
10	-	-	NH94T	3510315 R1	4.81	10.0	Thin Wall XLPE Primary Cable	GREY	800.0	-	A	N01-9780M
10	-	-	RG94T	3510315 R1	4.81	10.0	Thin Wall XLPE Primary Cable	GREY	3910.0	-	A	N01-9782M
10	-	-	MH94T	3510357 R1	4.81	10.0	Thin Wall XLPE Primary Cable	DARK BLUE	3910.0	-	A	N01-9782M
10	-	-	ME94T	3510357 R1	4.81	10.0	Thin Wall XLPE Primary Cable	DARK BLUE	800.0	-	A	N01-9780M
10	-	-	YT94T	2643784 R1	4.81	10.0	Std. Wall XLPE Primary Cable	GREY	3010.0	-	X	-
10	-	-	RZ94T	3510315 R1	4.81	10.0	Thin Wall XLPE Primary Cable	GREY	800.0	-	A	N01-9780M1
11	-	-	MH72V	3510321 R1	4.81	10.0	Thin Wall XLPE Primary Cable	ORANGE	800.0	-	A	N01-9783M

Name	Terminal Part Number	V-Min	Name	Wire Part Number	Wire CSA	Wire Spec	Wire Material description	Wire Color Description	Wire Length	End2 Terminal Part Number	End2 Pin Name	End2 Connector
11	-	-	MG72V	3510321 R1	4.81	10.0	Thin Wall XLPE Primary Cable	ORANGE	3910.0	-	D	N01-9782M
11	-	-	NJ72V	2643755 R1	3.01	12.0	Std. Wall XLPE Primary Cable	ORANGE	800.0	-	D	N01-9780M
11	-	-	MD72V	3510321 R1	4.81	10.0	Thin Wall XLPE Primary Cable	ORANGE	800.0	-	D	N01-9780M
11	-	-	RJ72V	2643755 R1	3.01	12.0	Std. Wall XLPE Primary Cable	ORANGE	3910.0	-	D	N01-9782M
11	-	-	WD61A	2643673 R1	0.79	18.0	Std. Wall XLPE Primary Cable	GREY	0.0	-	5	9200A
12	-	-	UB67TA	2643680 R1	1.16	16.0	Std. Wall XLPE Primary Cable	GREY	3515.0	-	1	N01-9769
13	-	-	PM94SJ	2643680 R1	1.16	16.0	Std. Wall XLPE Primary Cable	GREY	1655.0	-	1	N01-9512
13	-	-	[PP94SJ]	V-16-GXL	1.16	16.0	Std. Wall XLPE Primary Cable	Not Applicable	1500.0	-	2	N01-9514

Name	Terminal Part Number	V-Min	Name	Wire Part Number	Wire CSA	Wire Spec	Wire Material description	Wire Color Description	Wire Length	End2 Terminal Part Number	End2 Pin Name	End2 Connector
14	-	-	NC94BM	2643680 R1	1.16	16.0	Std. Wall XLPE Primary Cable	GREY	3235.0	-	23	9800F
15	-	-	BC94BN	2643680 R1	1.16	16.0	Std. Wall XLPE Primary Cable	GREY	3235.0	-	24	9800F
16	-	-	NB94BE	2643680 R1	1.16	16.0	Std. Wall XLPE Primary Cable	GREY	3235.0	-	17	9800F
16	-	-	BB94BE	2643680 R1	1.16	16.0	Std. Wall XLPE Primary Cable	GREY	3235.0	-	17	9800F
17	-	-	NB94BD	2643680 R1	1.16	16.0	Std. Wall XLPE Primary Cable	GREY	3235.0	-	16	9800F
17	-	-	BB94BD	2643680 R1	1.16	16.0	Std. Wall XLPE Primary Cable	GREY	3235.0	-	16	9800F
18	-	-	NB94BH	2643680 R1	1.16	16.0	Std. Wall XLPE Primary Cable	GREY	3235.0	-	19	9800F
18	-	-	BB94BH	2643680 R1	1.16	16.0	Std. Wall XLPE Primary Cable	GREY	3235.0	-	19	9800F

Name	Terminal Part Number	V-Min	Name	Wire Part Number	Wire CSA	Wire Spec	Wire Material description	Wire Color Description	Wire Length	End2 Terminal Part Number	End2 Pin Name	End2 Connector
19	-	-	NB94BF	2643680 R1	1.16	16.0	Std. Wall XLPE Primary Cable	GREY	3235.0	-	18	9800F
19	-	-	BB94BF	2643680 R1	1.16	16.0	Std. Wall XLPE Primary Cable	GREY	3235.0	-	18	9800F
20	-	-	NB94BL	2643782 R1	1.91	14.0	Std. Wall XLPE Primary Cable	GREY	3235.0	-	22	9800F
20	-	-	BB94BL	2643782 R1	1.91	14.0	Std. Wall XLPE Primary Cable	GREY	3235.0	-	22	9800F
21	-	-	NB94BJ	2643782 R1	1.91	14.0	Std. Wall XLPE Primary Cable	GREY	3235.0	-	20	9800F
21	-	-	BB94BJ	2643782 R1	1.91	14.0	Std. Wall XLPE Primary Cable	GREY	3235.0	-	20	9800F
22	-	-	BB94BK	2643680 R1	1.16	16.0	Std. Wall XLPE Primary Cable	GREY	3235.0	-	21	9800F
23	-	-	NB94BA	2643680 R1	1.16	16.0	Std. Wall XLPE Primary Cable	GREY	3235.0	-	13	9800F

Name	Terminal Part Number	V-Min	Name	Wire Part Number	Wire CSA	Wire Spec	Wire Material description	Wire Color Description	Wire Length	End2 Terminal Part Number	End2 Pin Name	End2 Connector
23	-	-	BB94BA	2643680 R1	1.16	16.0	Std. Wall XLPE Primary Cable	GREY	3235.0	-	13	9800F
24	-	-	BB94BB	2643680 R1	1.16	16.0	Std. Wall XLPE Primary Cable	GREY	3235.0	-	14	9800F
25	-	-	NB94BC	2643680 R1	1.16	16.0	Std. Wall XLPE Primary Cable	GREY	3235.0	-	15	9800F
25	-	-	BB94BC	2643680 R1	1.16	16.0	Std. Wall XLPE Primary Cable	GREY	3235.0	-	15	9800F
26	-	-	YY116L	2643673 R1	0.79	18.0	Std. Wall XLPE Primary Cable	GREY	4810.0	-	C	N01-9989B
27	-	-	FA36A	2643676 R1	0.79	18.0	Std. Wall XLPE Primary Cable	TAN	2685.0	-	A	N01-9100A
27	-	-	FB36A	2643676 R1	0.79	18.0	Std. Wall XLPE Primary Cable	TAN	3710.0	-	A	N01-9100B
27	-	-	FC36A	2643676 R1	0.79	18.0	Std. Wall XLPE Primary Cable	TAN	3785.0	-	A	N01-9100C

Name	Terminal Part Number	V-Min	Name	Wire Part Number	Wire CSA	Wire Spec	Wire Material description	Wire Color Description	Wire Length	End2 Terminal Part Number	End2 Pin Name	End2 Connector
27	-	-	FD36A	2643676 R1	0.79	18.0	Std. Wall XLPE Primary Cable	TAN	2000.0	-	A	N01-9100D
27	-	-	FE36A	2643676 R1	0.79	18.0	Std. Wall XLPE Primary Cable	TAN	2585.0	-	A	N01-9100E
27	-	-	FF36A	2643676 R1	0.79	18.0	Std. Wall XLPE Primary Cable	TAN	3880.0	-	A	N01-9100F
28	-	-	PB9BC	2643673 R1	0.79	18.0	Std. Wall XLPE Primary Cable	GREY	2085.0	-	-	-
29	-	-	YY116M	3510311 R1	0.79	18.0	Thin Wall XLPE Primary Cable	GREY	4810.0	-	A	N01-9989B
30	-	-	WD61C	2643673 R1	0.79	18.0	Std. Wall XLPE Primary Cable	GREY	0.0	-	-	-
30	-	-	GF39A	2643680 R1	1.16	16.0	Std. Wall XLPE Primary Cable	GREY	4115.0	-	A	N01-9901B
30	-	-	GD39A	2643680 R1	1.16	16.0	Std. Wall XLPE Primary Cable	GREY	2585.0	-	A	N01-9902A

Name	Terminal Part Number	V-Min	Name	Wire Part Number	Wire CSA	Wire Spec	Wire Material description	Wire Color Description	Wire Length	End2 Terminal Part Number	End2 Pin Name	End2 Connector
30	-	-	YY116U	2643673 R1	0.79	18.0	Std. Wall XLPE Primary Cable	GREY	4810.0	-	B	N01-9989B
30	-	-	RE39	2643673 R1	0.79	18.0	Std. Wall XLPE Primary Cable	GREY	350.0	-	X	-
31	-	-	GB39	2643680 R1	1.16	16.0	Std. Wall XLPE Primary Cable	GREY	2535.0	-	A	N01-9902
31	-	-	GA39	2643680 R1	1.16	16.0	Std. Wall XLPE Primary Cable	GREY	2410.0	-	A	N01-9901A
32	-	-	CB59A	2643680 R1	1.16	16.0	Std. Wall XLPE Primary Cable	GREY	4035.0	-	B	N01-9739
32	-	-	CD59A	2643673 R1	0.79	18.0	Std. Wall XLPE Primary Cable	GREY	2495.0	-	B	N01-9740
32	-	-	CE59A	2643673 R1	0.79	18.0	Std. Wall XLPE Primary Cable	GREY	3310.0	-	B	N01-3741
32	-	-	CC59A	2643680 R1	1.16	16.0	Std. Wall XLPE Primary Cable	GREY	3360.0	-	B	N01-9738

Name	Terminal Part Number	V-Min	Name	Wire Part Number	Wire CSA	Wire Spec	Wire Material description	Wire Color Description	Wire Length	End2 Terminal Part Number	End2 Pin Name	End2 Connector
32	-	-	CA59A	2643673 R1	0.79	18.0	Std. Wall XLPE Primary Cable	GREY	2735.0	-	B	N01-9736
33	-	-	CA59B	2643673 R1	0.79	18.0	Std. Wall XLPE Primary Cable	GREY	2735.0	-	C	N01-9736
33	-	-	CE59B	2643673 R1	0.79	18.0	Std. Wall XLPE Primary Cable	GREY	3310.0	-	C	N01-3741
33	-	-	CD59B	2643673 R1	0.79	18.0	Std. Wall XLPE Primary Cable	GREY	2495.0	-	C	N01-9740
33	-	-	CC59B	2643680 R1	1.16	16.0	Std. Wall XLPE Primary Cable	GREY	3360.0	-	C	N01-9738
33	-	-	CB59B	2643680 R1	1.16	16.0	Std. Wall XLPE Primary Cable	GREY	4035.0	-	C	N01-9739
34	-	-	CA59C	2643673 R1	0.79	18.0	Std. Wall XLPE Primary Cable	GREY	2735.0	-	D	N01-9736
34	-	-	CD59C	2643673 R1	0.79	18.0	Std. Wall XLPE Primary Cable	GREY	2495.0	-	D	N01-9740

Name	Terminal Part Number	V-Min	Name	Wire Part Number	Wire CSA	Wire Spec	Wire Material description	Wire Color Description	Wire Length	End2 Terminal Part Number	End2 Pin Name	End2 Connector
34	-	-	CE59C	2643673 R1	0.79	18.0	Std. Wall XLPE Primary Cable	GREY	3310.0	-	D	N01-3741
34	-	-	CB59C	2643680 R1	1.16	16.0	Std. Wall XLPE Primary Cable	GREY	4035.0	-	D	N01-9739
34	-	-	CC59C	2643680 R1	1.16	16.0	Std. Wall XLPE Primary Cable	GREY	3360.0	-	D	N01-9738
35	-	-	CA59D	2643673 R1	0.79	18.0	Std. Wall XLPE Primary Cable	GREY	2735.0	-	E	N01-9736
35	-	-	CD59D	2643673 R1	0.79	18.0	Std. Wall XLPE Primary Cable	GREY	2495.0	-	E	N01-9740
35	-	-	CE59D	2643673 R1	0.79	18.0	Std. Wall XLPE Primary Cable	GREY	3310.0	-	E	N01-3741
35	-	-	CC59D	2643680 R1	1.16	16.0	Std. Wall XLPE Primary Cable	GREY	3360.0	-	E	N01-9738
35	-	-	CB59D	2643680 R1	1.16	16.0	Std. Wall XLPE Primary Cable	GREY	4035.0	-	E	N01-9739

Name	Terminal Part Number	V-Min	Name	Wire Part Number	Wire CSA	Wire Spec	Wire Material description	Wire Color Description	Wire Length	End2 Terminal Part Number	End2 Pin Name	End2 Connector
36	-	-	SW59E	2643673 R1	0.79	18.0	Std. Wall XLPE Primary Cable	GREY	2985.0	-	B	9737
36	-	-	SV59E	2643673 R1	0.79	18.0	Std. Wall XLPE Primary Cable	GREY	3210.0	-	B	N01-3741A
36	-	-	SX59E	2643680 R1	1.16	16.0	Std. Wall XLPE Primary Cable	GREY	4035.0	-	B	N01-9739B
36	-	-	SY59E	2643680 R1	1.16	16.0	Std. Wall XLPE Primary Cable	GREY	3260.0	-	B	N01-9738B
36	-	-	SZ59E	2643673 R1	0.79	18.0	Std. Wall XLPE Primary Cable	GREY	2485.0	-	B	N01-9740A
37	-	-	SW59F	2643673 R1	0.79	18.0	Std. Wall XLPE Primary Cable	GREY	2985.0	-	C	9737
37	-	-	SV59F	2643673 R1	0.79	18.0	Std. Wall XLPE Primary Cable	GREY	3210.0	-	C	N01-3741A
37	-	-	SX59F	2643680 R1	1.16	16.0	Std. Wall XLPE Primary Cable	GREY	4035.0	-	C	N01-9739B

Name	Terminal Part Number	V-Min	Name	Wire Part Number	Wire CSA	Wire Spec	Wire Material description	Wire Color Description	Wire Length	End2 Terminal Part Number	End2 Pin Name	End2 Connector
37	-	-	SY59F	2643680 R1	1.16	16.0	Std. Wall XLPE Primary Cable	GREY	3260.0	-	C	N01-9738B
37	-	-	SZ59F	2643673 R1	0.79	18.0	Std. Wall XLPE Primary Cable	GREY	2485.0	-	C	N01-9740A
38	-	-	SW59H	2643673 R1	0.79	18.0	Std. Wall XLPE Primary Cable	GREY	2985.0	-	D	9737
38	-	-	SV59H	2643673 R1	0.79	18.0	Std. Wall XLPE Primary Cable	GREY	3210.0	-	D	N01-3741A
38	-	-	SX59H	2643680 R1	1.16	16.0	Std. Wall XLPE Primary Cable	GREY	4035.0	-	D	N01-9739B
38	-	-	SY59H	2643680 R1	1.16	16.0	Std. Wall XLPE Primary Cable	GREY	3260.0	-	D	N01-9738B
38	-	-	SZ59H	2643673 R1	0.79	18.0	Std. Wall XLPE Primary Cable	GREY	2485.0	-	D	N01-9740A
39	-	-	SW59J	2643673 R1	0.79	18.0	Std. Wall XLPE Primary Cable	GREY	2985.0	-	E	9737

Name	Terminal Part Number	V-Min	Name	Wire Part Number	Wire CSA	Wire Spec	Wire Material description	Wire Color Description	Wire Length	End2 Terminal Part Number	End2 Pin Name	End2 Connector
39	-	-	SV59J	2643673 R1	0.79	18.0	Std. Wall XLPE Primary Cable	GREY	3210.0	-	E	N01-3741A
39	-	-	SX59J	2643680 R1	1.16	16.0	Std. Wall XLPE Primary Cable	GREY	4035.0	-	E	N01-9739B
39	-	-	SY59J	2643680 R1	1.16	16.0	Std. Wall XLPE Primary Cable	GREY	3260.0	-	E	N01-9738B
39	-	-	SZ59J	2643673 R1	0.79	18.0	Std. Wall XLPE Primary Cable	GREY	2485.0	-	E	N01-9740A
40	-	-	NP61B	2643673 R1	0.79	18.0	Std. Wall XLPE Primary Cable	GREY	3235.0	-	C	9865F
41	-	-	NP106B	2643675 R1	0.79	18.0	Std. Wall XLPE Primary Cable	ORANGE	3235.0	-	B	9865F
42	-	-	NP109B	2643673 R1	0.79	18.0	Std. Wall XLPE Primary Cable	GREY	3235.0	-	A	9865F
43	-	-	NR32A	2643676 R1	0.79	18.0	Std. Wall XLPE Primary Cable	TAN	3235.0	-	6	9800F

Name	Terminal Part Number	V-Min	Name	Wire Part Number	Wire CSA	Wire Spec	Wire Material description	Wire Color Description	Wire Length	End2 Terminal Part Number	End2 Pin Name	End2 Connector
44	-	-	WD12B	2643805 R1	0.79	18.0	Std. Wall XLPE Primary Cable	LIGHT BLUE	0.0	-	11	9200A
44	-	-	NS32	2643676 R1	0.79	18.0	Std. Wall XLPE Primary Cable	TAN	3235.0	-	8	9800F
45	-	-	NT49	2643673 R1	0.79	18.0	Std. Wall XLPE Primary Cable	GREY	3235.0	-	9	9800F
46	-	-	PS94SAB	2643673 R1	0.79	18.0	Std. Wall XLPE Primary Cable	GREY	2980.0	-	1	N01-9511
46	-	-	PR94SAB	2643673 R1	0.79	18.0	Std. Wall XLPE Primary Cable	GREY	5120.0	-	1	N01-9511A
46	-	-	[YJ94SN]	V-18-GXL	0.79	18.0	Std. Wall XLPE Primary Cable	Not Applicable	3010.0	-	1	N01-9511B
46	-	-	[YK94SN]	V-18-GXL	0.79	18.0	Std. Wall XLPE Primary Cable	Not Applicable	5120.0	-	1	N01-9511D
47	-	-	PR94SBB	2643673 R1	0.79	18.0	Std. Wall XLPE Primary Cable	GREY	5120.0	-	2	N01-9511A

Name	Terminal Part Number	V-Min	Name	Wire Part Number	Wire CSA	Wire Spec	Wire Material description	Wire Color Description	Wire Length	End2 Terminal Part Number	End2 Pin Name	End2 Connector
47	-	-	PS94SBB	2643673 R1	0.79	18.0	Std. Wall XLPE Primary Cable	GREY	2980.0	-	2	N01-9511
47	-	-	[YK94SP]	V-18-GXL	0.79	18.0	Std. Wall XLPE Primary Cable	Not Applicable	5120.0	-	2	N01-9511D
47	-	-	[YJ94SP]	V-18-GXL	0.79	18.0	Std. Wall XLPE Primary Cable	Not Applicable	3010.0	-	2	N01-9511B
50	-	-	WD61D	2643673 R1	0.79	18.0	Std. Wall XLPE Primary Cable	GREY	0.0	-	-	-
50	-	-	NU49A	2643673 R1	0.79	18.0	Std. Wall XLPE Primary Cable	GREY	3235.0	-	11	9800F
51	-	-	NY65BC	2643690 R1	1.91	14.0	Std. Wall XLPE Primary Cable	ORANGE	750.0	-	X	-
51	-	-	NX65BC	2643690 R1	1.91	14.0	Std. Wall XLPE Primary Cable	ORANGE	2035.0	-	X	-
51	-	-	WD10A	2643674 R1	0.79	18.0	Std. Wall XLPE Primary Cable	WHITE	0.0	-	12	9200A

Name	Terminal Part Number	V-Min	Name	Wire Part Number	Wire CSA	Wire Spec	Wire Material description	Wire Color Description	Wire Length	End2 Terminal Part Number	End2 Pin Name	End2 Connector
52	-	-	SA94BY	2643680 R1	1.16	16.0	Std. Wall XLPE Primary Cable	GREY	3370.0	-	1	9516M
52	-	-	BA94BY	2643680 R1	1.16	16.0	Std. Wall XLPE Primary Cable	GREY	3370.0	-	1	9516M
53	-	-	BA94BZ	2643680 R1	1.16	16.0	Std. Wall XLPE Primary Cable	GREY	3370.0	-	2	9516M
53	-	-	SA94BZ	2643680 R1	1.16	16.0	Std. Wall XLPE Primary Cable	GREY	3370.0	-	2	9516M
54	-	-	SA94BP	2643680 R1	1.16	16.0	Std. Wall XLPE Primary Cable	GREY	3370.0	-	3	9516M
54	-	-	BA94BP	2643680 R1	1.16	16.0	Std. Wall XLPE Primary Cable	GREY	3370.0	-	3	9516M
55	-	-	SA94BQ	2643680 R1	1.16	16.0	Std. Wall XLPE Primary Cable	GREY	3370.0	-	4	9516M
55	-	-	BA94BQ	2643680 R1	1.16	16.0	Std. Wall XLPE Primary Cable	GREY	3370.0	-	4	9516M

Name	Terminal Part Number	V-Min	Name	Wire Part Number	Wire CSA	Wire Spec	Wire Material description	Wire Color Description	Wire Length	End2 Terminal Part Number	End2 Pin Name	End2 Connector
56	-	-	SA94BR	2643680 R1	1.16	16.0	Std. Wall XLPE Primary Cable	GREY	3370.0	-	5	9516M
56	-	-	BA94BR	2643680 R1	1.16	16.0	Std. Wall XLPE Primary Cable	GREY	3370.0	-	5	9516M
57	-	-	SA94BS	2643680 R1	1.16	16.0	Std. Wall XLPE Primary Cable	GREY	3370.0	-	6	9516M
57	-	-	BA94BS	2643680 R1	1.16	16.0	Std. Wall XLPE Primary Cable	GREY	3370.0	-	6	9516M
58	-	-	SA94BT	2643680 R1	1.16	16.0	Std. Wall XLPE Primary Cable	GREY	3370.0	-	7	9516M
58	-	-	BA94BT	2643680 R1	1.16	16.0	Std. Wall XLPE Primary Cable	GREY	3370.0	-	7	9516M
59	-	-	SA94BU	2643680 R1	1.16	16.0	Std. Wall XLPE Primary Cable	GREY	3370.0	-	8	9516M
59	-	-	BA94BU	2643680 R1	1.16	16.0	Std. Wall XLPE Primary Cable	GREY	3370.0	-	8	9516M

Name	Terminal Part Number	V-Min	Name	Wire Part Number	Wire CSA	Wire Spec	Wire Material description	Wire Color Description	Wire Length	End2 Terminal Part Number	End2 Pin Name	End2 Connector
60	-	-	SA94BV	2643680 R1	1.16	16.0	Std. Wall XLPE Primary Cable	GREY	3370.0	-	9	9516M
60	-	-	BA94BV	2643680 R1	1.16	16.0	Std. Wall XLPE Primary Cable	GREY	3370.0	-	9	9516M
61	-	-	WE5X(+)	-	0.0	-	-	-	0.0	-	6	9200A
61	-	-	PA152AA	3510312 R1	1.16	16.0	Thin Wall XLPE Primary Cable	GREY	3310.0	-	1	9540M
62	-	-	WE5X(-)	-	0.0	-	-	-	0.0	-	7	9200A
62	-	-	PA152AB	3510312 R1	1.16	16.0	Thin Wall XLPE Primary Cable	GREY	3310.0	-	2	9540M
63	-	-	PM94SZC	2643680 R1	1.16	16.0	Std. Wall XLPE Primary Cable	GREY	3235.0	-	A	9510F
63	-	-	[YH94SL]	V-16-GXL	1.16	16.0	Std. Wall XLPE Primary Cable	Not Applicable	1660.0	-	1	N01-9514A
64	-	-	SA94BW	2643680 R1	1.16	16.0	Std. Wall XLPE Primary Cable	GREY	3370.0	-	10	9516M
64	-	-	BA94BW	2643680 R1	1.16	16.0	Std. Wall XLPE Primary Cable	GREY	3370.0	-	10	9516M

Name	Terminal Part Number	V-Min	Name	Wire Part Number	Wire CSA	Wire Spec	Wire Material description	Wire Color Description	Wire Length	End2 Terminal Part Number	End2 Pin Name	End2 Connector
65	-	-	HA94A	2643680 R1	1.16	16.0	Std. Wall XLPE Primary Cable	GREY	3785.0	-	1	N01-9515
65	-	-	HB94A	2643680 R1	1.16	16.0	Std. Wall XLPE Primary Cable	GREY	4310.0	-	1	N01-9516
65	-	-	HC94A	2643680 R1	1.16	16.0	Std. Wall XLPE Primary Cable	GREY	4660.0	-	1	N01-9516B
66	-	-	HA94B	2643680 R1	1.16	16.0	Std. Wall XLPE Primary Cable	GREY	3785.0	-	2	N01-9515
66	-	-	HB94B	2643680 R1	1.16	16.0	Std. Wall XLPE Primary Cable	GREY	4310.0	-	2	N01-9516
66	-	-	HC94B	2643680 R1	1.16	16.0	Std. Wall XLPE Primary Cable	GREY	4660.0	-	2	N01-9516B
67	-	-	PM94SK	2643680 R1	1.16	16.0	Std. Wall XLPE Primary Cable	GREY	1655.0	-	2	N01-9512
67	-	-	[PP94SK]	V-16-GXL	1.16	16.0	Std. Wall XLPE Primary Cable	Not Applicable	1500.0	-	1	N01-9514

Name	Terminal Part Number	V-Min	Name	Wire Part Number	Wire CSA	Wire Spec	Wire Material description	Wire Color Description	Wire Length	End2 Terminal Part Number	End2 Pin Name	End2 Connector
68	-	-	NV65	2643682 R1	1.16	16.0	Std. Wall XLPE Primary Cable	ORANGE	2490.0	-	A	9718
69	-	-	UB67U	2643680 R1	1.16	16.0	Std. Wall XLPE Primary Cable	GREY	3515.0	-	3	N01-9769
70	-	-	UB67W	2643680 R1	1.16	16.0	Std. Wall XLPE Primary Cable	GREY	3515.0	-	5	N01-9769
71	-	-	UB67V	2643680 R1	1.16	16.0	Std. Wall XLPE Primary Cable	GREY	3515.0	-	4	N01-9769
72	-	-	PM94SM	2643680 R1	1.16	16.0	Std. Wall XLPE Primary Cable	GREY	1400.0	-	A	N01-9513
73	-	-	PM94SN	2643680 R1	1.16	16.0	Std. Wall XLPE Primary Cable	GREY	1400.0	-	B	N01-9513
74	-	-	PM94SL	2643680 R1	1.16	16.0	Std. Wall XLPE Primary Cable	GREY	1400.0	-	C	N01-9513
75	-	-	PM94SVC	2643680 R1	1.16	16.0	Std. Wall XLPE Primary Cable	GREY	3235.0	-	B	9510F

Name	Terminal Part Number	V-Min	Name	Wire Part Number	Wire CSA	Wire Spec	Wire Material description	Wire Color Description	Wire Length	End2 Terminal Part Number	End2 Pin Name	End2 Connector
75	-	-	[YH94SM]	V-16-GXL	1.16	16.0	Std. Wall XLPE Primary Cable	Not Applicable	1660.0	-	2	N01-9514A
76	-	-	PM94SH	2643680 R1	1.16	16.0	Std. Wall XLPE Primary Cable	GREY	3235.0	-	C	9510F

Connector Name 1701M

Part Number 3595623C1

Instances ABS Private J1939:ABS Private J1939
LT/RH - A26 - Back-Up Alarm (Manual) W/ Tailboard:Diagram1
LT/RH - A26 - Back-Up Alarm (Manual) W/ Tailboard:Diagram2
LT/RH - A26 - Backup Lights (Reverse Light) Eaton/Manual Trans:Diagram1
LT/RH - A26 - Backup Lights (Single Reverse Light) Eaton/Manual Trans-Option 1:Diagram1 - 4x2
LT/RH - A26 - Backup Lights (Single Reverse Light) Eaton/Manual Trans-Option 1:Diagram2 - 6x4
LT/RH - A26 - Backup Lights (Single Reverse Light) Eaton/Manual Trans-Option2:Diagram1
Tire Pressure Monitoring (TPMS)(LDL Technology):Combination1
Tire Pressure Monitoring (TPMS)(LDL Technology):Combination2
Tire Pressure Monitoring (TPMS)(LDL Technology):Combination3

Mates 1701F

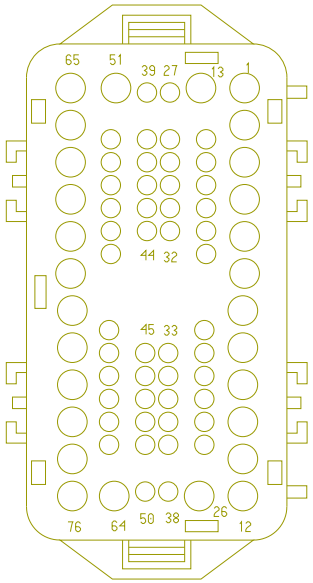

Name	Terminal Part Number	V-Min	Name	Wire Part Number	Wire CSA	Wire Spec	Wire Material description	Wire Color Description	Wire Length	End2 Terminal Part Number	End2 Pin Name	End2 Connect or
1	-	-	BP71BA	3510318 R1	1.16	16.0	Thin Wall XLPE Primary Cable	ORANGE	655.0	-	-	-
1	-	-	EY71BE	3510318 R1	1.16	16.0	Thin Wall XLPE Primary Cable	ORANGE	655.0	-	-	-
26	-	-	TM22AC	3510323 R1	0.79	18.0	Thin Wall XLPE Primary Cable	PINK	531.0	-	X	-
29	-	-	TM22-GAA	3510359 R1	0.79	18.0	Thin Wall XLPE Primary Cable	WHITE	1288.0	-	X	-

Name	Terminal Part Number	V-Min	Name	Wire Part Number	Wire CSA	Wire Spec	Wire Material description	Wire Color Description	Wire Length	End2 Terminal Part Number	End2 Pin Name	End2 Connector
46	-	-	XD94SNA	3510311 R1	0.79	18.0	Thin Wall XLPE Primary Cable	GREY	1290.0	-	B	1410
46	-	-	XZ94SAB	3510311 R1	0.79	18.0	Thin Wall XLPE Primary Cable	GREY	1290.0	-	B	1410
47	-	-	XZ94SBB	3510311 R1	0.79	18.0	Thin Wall XLPE Primary Cable	GREY	1290.0	-	E	1410
47	-	-	XD94SPA	3510311 R1	0.79	18.0	Thin Wall XLPE Primary Cable	GREY	1290.0	-	E	1410
48	-	-	XZ94SCB	3510311 R1	0.79	18.0	Thin Wall XLPE Primary Cable	GREY	1290.0	-	H	1410
48	-	-	XD94SRA	3510311 R1	0.79	18.0	Thin Wall XLPE Primary Cable	GREY	1290.0	-	H	1410
49	-	-	XZ94SDB	3510311 R1	0.79	18.0	Thin Wall XLPE Primary Cable	GREY	1290.0	-	L	1410
49	-	-	XD94SSA	3510311 R1	0.79	18.0	Thin Wall XLPE Primary Cable	GREY	1290.0	-	L	1410

Connector Name	1701
Part Number	3595623C1
Short Description	CENTER CHASSIS
Instances	LoneStar - X15 - Antilock Brake System (ABS) - Wabco 4 Channel Implementation:Diagram1 LoneStar - X15 - Antilock Brake System (ABS) - Wabco 4 Channel Implementation:Diagram2 LoneStar - X15 - Antilock Brake System (ABS) - Wabco 4 Channel Implementation:Diagram3 LoneStar - X15 - Antilock Brake System (ABS) - Wabco 4 Channel Implementation:Diagram4 LoneStar - X15 - Antilock Brake System (ABS) [Bendix 6 Channel Implementation]:Diagram1 LoneStar - X15 - Antilock Brake System (ABS) [Bendix 6 Channel Implementation]:Diagram2 LoneStar - X15 - Antilock Brake System (ABS) [Bendix 6 Channel Implementation]:Diagram3 LoneStar - X15 - Antilock Brake System (ABS)-BENDIX 4 Channel Implemenation:Diagram1 LoneStar - X15 - Antilock Brake System (ABS)-BENDIX 4 Channel Implemenation:Diagram2 LoneStar - X15 - Antilock Brake System (ABS)-BENDIX 4 Channel Implemenation:Diagram3 LoneStar - X15 - Antilock Brake System (ABS)-BENDIX 4 Channel Implemenation:Diagram4 LoneStar - X15 - Antilock Brake System - Wabco ABS 6 Channel Implementation:Diagram1 LoneStar - X15 - Antilock Brake System - Wabco ABS 6 Channel Implementation:Diagram2 LoneStar - X15 - Antilock Brake System - Wabco ABS 6 Channel Implementation:Diagram3 LoneStar - X15 - Trailer Interface (ABS) - Center Pin Circuit:Diagram1 LoneStar - X15 - Trailer Interface (ABS) - Center Pin Circuit:Diagram2 LoneStar - X15 - Trailer Interface (ABS) - Center Pin Circuit:Diagram3 LoneStar - X15 - Trailer Interface (ABS) - Center Pin Circuit:Diagram4 LT A26/X15 Hadley Smart Valve - 14WCS:Diagram1 LT/RH X15 - Backup Light (Dual Reverse Light) Allison-TC10:Diagram1

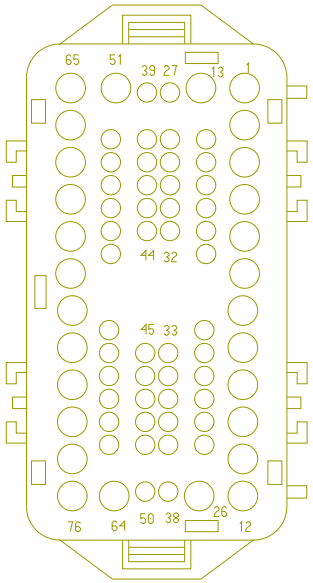

LT/RH X15 - Backup Light (Dual Reverse Light) Allison-
TC10:Diagram2
LT/RH X15 - Backup Light (Dual Reverse LT) Procosion/
Endurant:Diagram1
LT/RH X15 - Backup Light (Dual Reverse LT) Procosion/
Endurant:Diagram2
LT/RH X15 - Backup Light (Reverse Light) Allison
TC10:Diagram1
LT/RH X15 - Backup Light (Reverse Light) Allison
TC10:Diagram2
LT/RH X15 - Backup Light (Single Reverse Light) Allison
TC10:Diagram1
LT/RH X15 - Backup Light (Single Reverse Light) Allison
TC10:Diagram2
LT/RH X15 - Backup Light (Single Reverse Light)
Endurant:Diagram1
LT/RH X15 - Backup Light (Single Reverse Light)
Endurant:Diagram2
LT/RH X15 - Backup Lights (Dual Reverse Light) Eaton/Manual
Trans:Diagram1
LT/RH X15 - Backup Lights (Dual Reverse Light) Eaton/Manual
Trans:Diagram2
LT/RH X15 - Backup Lights (Reverse Light) Eaton/Manual
Trans:Diagram1
LT/RH X15 - Backup Lights (Reverse Light) Eaton/Manual
Trans:Diagram2
LT/RH X15 - Backup Lights (Reverse Lights) Eaton/Manual
Trans:Diagram1
LT/RH X15 - Backup Lights (Reverse Lights) Eaton/Manual
Trans:Diagram2
LT/RH X15 - Backup Lights (Single Reverse Light) Eaton/Manual
Trans:Diagram1
LT/RH X15 - Backup Lights (Single Reverse Light) Eaton/Manual
Trans:Diagram2
LT/RH - A26 - Back of Cab Aux Work Light (2 blunt cuts without
relay) (Backup with Manual Trans- not Endurant):Diagram1
LT/RH - A26 - Back of Cab Aux Work Light (2 blunt cuts without
relay) (Backup with Manual Trans- not Endurant):Diagram2
LT/RH - A26 - Backup Light (Dual Reverse Light)Allison/ZF
Trans:Diagram1
LT/RH - A26 - Backup Light (Dual Reverse Light)Allison/ZF
Trans:Diagram2
LT/RH - A26 - Backup Light (Dual Reverse LT) - Relay Coil
CTRL by TCM - 6 PIN:Diagram1

LT/RH - A26 - Backup Light (Dual Reverse LT) - Relay Coil CTRL by TCM - 6 PIN:Diagram2
LT/RH - A26 - Backup Light (Reverse Light) Allison/ZF Trans:Diagram1
LT/RH - A26 - Backup Light (Single Reverse Light) Procision, Endurant:Diagram1
LT/RH - A26 - Backup Light (Single Reverse Light) W/ Allison:Diagram1
LT/RH - A26 - Backup Light (Single Reverse Light)Yukon AMT:Diagram1
LT/RH - A26 - Backup Lights (Dual Reverse Light) Eaton/Manual Trans:Diagram1
LT/RH - A26 - Backup Lights (Dual Reverse Light) Eaton/Manual Trans:Diagram2
LT/RH - A26 - Work Lights (2 Blunt Cuts Only W/O Relay) W/ Backup W/Manual Trans Day Cab:Diagram1
LT/RH - A26 - Work Lights (2 Blunt Cuts Only W/O Relay) W/ Backup W/Manual Trans Day Cab:Diagram3
LT/RH - A26 - Work Lights - LED W/ Sw Pack - Customer Supplied - Sleeper W/ RKE W/MAN REV:Diagram1
LT/RH - A26 - Work Lights - LED W/ Sw Pack - Customer Supplied - Sleeper W/ RKE W/MAN REV:Diagram3
LT/RH - A26 - Work Lights - LED W/ Sw Pack - Customer Supplied - Sleeper W/O RKE W/MAN REV:Diagram1
LT/RH - A26 - Work Lights - LED W/ Sw Pack - Customer Supplied - Sleeper W/O RKE W/MAN REV:Diagram3
LT/RH - A26 - Work Lights LED W/ Sw Pack - Day Cab W/ RKE W/MAN REV:Diagram1
LT/RH - A26 - Work Lights LED W/ Sw Pack - Day Cab W/ RKE W/MAN REV:Diagram2
LT/RH - A26 - Work Lights LED W/ Sw Pack - Day Cab W/O RKE W/MAN REV:Diagram1
LT/RH - A26 - Work Lights LED W/ Sw Pack - Day Cab W/O RKE W/MAN REV:Diagram2
LT/RH - A26 - Work Lights W/ Sw Pack - Customer Supplied W/ RKE W/MAN REV:Diagram1
LT/RH - A26 - Work Lights W/ Sw Pack - Customer Supplied W/ RKE W/MAN REV:Diagram2
LT/RH - A26 - Work Lights W/ Sw Pack - Customer Supplied W/ RKE W/MAN REV:Diagram3
LT/RH - A26 - Work Lights W/ Sw Pack - Customer Supplied W/ RKE W/MAN REV:Diagram4
LT/RH - A26 - Work Lights W/ Sw Pack - Customer Supplied W/ O RKE W/MAN REV:Diagram1

LT/RH - A26 - Work Lights W/ Sw Pack - Customer Supplied W/ O RKE W/MAN REV:Diagram2
LT/RH - A26 - Work Lights W/ Sw Pack - Customer Supplied W/ O RKE W/MAN REV:Diagram3
LT/RH - A26 - Work Lights W/ Sw Pack - Customer Supplied W/ O RKE W/MAN REV:Diagram4
LT/RH - X15/A26 - Antilock Brake System (ABS) - Wabco 4 Channel Implementation:Diagram1
LT/RH - X15/A26 - Antilock Brake System (ABS) - Wabco 4 Channel Implementation:Diagram2
LT/RH - X15/A26 - Antilock Brake System (ABS) - Wabco 4 Channel Implementation:Diagram3
LT/RH - X15/A26 - Antilock Brake System (ABS) - Wabco 4 Channel Implementation:Diagram4
LT/RH - X15/A26 - Antilock Brake System (ABS) BENDIX 4 Channel Implemenation:Diagram1
LT/RH - X15/A26 - Antilock Brake System (ABS) BENDIX 4 Channel Implemenation:Diagram2
LT/RH - X15/A26 - Antilock Brake System (ABS) BENDIX 4 Channel Implemenation:Diagram3
LT/RH - X15/A26 - Antilock Brake System (ABS) BENDIX 4 Channel Implemenation:Diagram4
LT/RH - X15/A26 - Antilock Brake System (ABS) Bendix 6 Channel Implementation:Diagram1
LT/RH - X15/A26 - Antilock Brake System (ABS) Bendix 6 Channel Implementation:Diagram2
LT/RH - X15/A26 - Antilock Brake System (ABS) Bendix 6 Channel Implementation:Diagram3
LT/RH - X15/A26 - Antilock Brake System - Wabco ABS 6 Channel Implementation:Diagram1
LT/RH - X15/A26 - Antilock Brake System - Wabco ABS 6 Channel Implementation:Diagram2
LT/RH - X15/A26 - Antilock Brake System - Wabco ABS 6 Channel Implementation:Diagram3
LT/RH - X15/A26 - Bendix Stability Control For Tractor or Tractors with Trailer Tow:Diagram1
LT/RH - X15/A26 - Bendix Stability Control For Tractor or Tractors with Trailer Tow:Diagram2
LT/RH - X15/A26 - Bendix; Tractor or Towing Truck; W/ Air SUSP; J1939 Driven Lamp:Diagram1
LT/RH - X15/A26 - Bendix; Tractor or Towing Truck; W/ Air SUSP; J1939 Driven Lamp:Diagram2
LT/RH - X15/A26 - License Plate Light (Dual LED Lamp Tail Light) Option 1:Diagram1

LT/RH - X15/A26 - License Plate Light (Dual LED Lamp Tail Light) Option 1:Diagram2
LT/RH - X15/A26 - License Plate Light (Dual LED Lamp Tail Light) Option 2:Diagram1
LT/RH - X15/A26 - License Plate Light (Dual LED Lamp Tail Light) Option 2:Diagram2
LT/RH - X15/A26 - License Plate Light (Tail Light Single Assy.) Option 1:Diagram1
LT/RH - X15/A26 - License Plate Light (Tail Light Single Assy.) Option 1:Diagram2
LT/RH - X15/A26 - License Plate Light (Tail Light Single Assy.)Option 2:Diagram1
LT/RH - X15/A26 - License Plate Light (Tail Light Single Assy.)Option 2:Diagram2
LT/RH - X15/A26 - Trailer Interface (ABS) - Center Pin Circuit:Diagram1
LT/RH - X15/A26 - Trailer Interface (ABS) - Center Pin Circuit:Diagram2
LT/RH - X15/A26 - Trailer Interface (ABS) - Center Pin Circuit:Diagram3
LT/RH - X15/A26 - Trailer Interface (ABS) - Center Pin Circuit:Diagram4
LT/RH - X15/A26 - Wabco Full Stability Control:Diagram1
LT/RH - X15/A26 - Wabco Full Stability Control:Diagram2
LT/RH - X15/A26 - Work Lights W/ Sw Pack - Customer Supplied:Diagram1
LT/RH - X15/A26 - Work Lights W/ Sw Pack - Customer Supplied:Diagram2
LT/RH A26 - Back-Up Alarm (Manual) and UltraShift+:Diagram1
LT/RH A26 - Back-Up Alarm (Manual) and UltraShift+:Diagram2
LT/RH A26 - Back-Up Alarm (Manual) and UltraShift+:Diagram3
LT/RH A26 - Back-Up Alarm (Manual) and UltraShift+:Diagram4
LT/RH A26 - Back-Up Alarm (Manual) and UltraShift+:Diagram5
LT/RH A26 - Back-Up Alarm (Manual) and UltraShift+:Diagram6
LT/RH A26 - Back-Up Alarm (Manual) and UltraShift+:Diagram7
LT/RH A26 - Back-Up Alarm (Manual) and UltraShift+:Diagram8
LT/RH A26 - Back-Up Alarm (Manual) (W/ Tail Light Bar Assy):Diagram1
LT/RH A26 - Back-Up Alarm (Manual) (W/ Tail Light Bar Assy):Diagram2
LT/RH A26 - Back-Up Alarm (Manual) (W/ Tail Light Bar Assy):Diagram3
LT/RH A26 - Back-Up Alarm (Manual) (W/ Tail Light Bar Assy):Diagram4

LT/RH/LoneStar - X15 - Work Lights (2 Blunt Cuts Only W/O Relay) W/Backup W/Manual Trans:Diagram1
LT/RH/LoneStar - X15 - Work Lights - LED W/ Sw Pack - Customer Supplied - Sleeper W/ RKE W/MAN REV:Diagram1
LT/RH/LoneStar - X15 - Work Lights - LED W/ Sw Pack - Customer Supplied - Sleeper W/O RKE W/MAN REV:Diagram1
LT/RH/LoneStar - X15 - Work Lights W/ Sw Pack - Customer Supplied W/ RKE W/MAN REV:Diagram1
LT/RH/LoneStar - X15 - Work Lights W/ Sw Pack - Customer Supplied W/ RKE W/MAN REV:Diagram2
LT/RH/LoneStar - X15 - Work Lights W/ Sw Pack - Customer Supplied W/O RKE W/MAN REV:Diagram1
LT/RH/LoneStar - X15 - Work Lights W/ Sw Pack - Customer Supplied W/O RKE W/MAN REV:Diagram2
LT/RH/LoneStar - X15/A26 - 2 Driver Controlled Locking Differential - FR & RR Axle (DANA):Diagram1
LT/RH/LoneStar - X15/A26 - 2 Driver Controlled Locking Differential - FR & RR Axle (MERITOR):Diagram1
LT/RH/LoneStar - X15/A26 - Auxiliary Air Solenoids 4-pack (1 pack/4 solenoids):Diagram1
LT/RH/LoneStar - X15/A26 - Auxiliary Air Solenoids 4-pack (1 pack/4 solenoids):Diagram2
LT/RH/LoneStar - X15/A26 - Auxiliary Air Solenoids 4-pack (1 pack/4 solenoids):Diagram3
LT/RH/LoneStar - X15/A26 - Auxiliary Air Solenoids 4-pack (1 pack/4 solenoids):Diagram4
LT/RH/LoneStar - X15/A26 - Auxiliary Air Solenoids 4-pack (1 pack/4 solenoids):Diagram5
LT/RH/LoneStar - X15/A26 - Auxiliary Air Solenoids 4-pack (2 packs/8 solenoids):Diagram1
LT/RH/LoneStar - X15/A26 - Auxiliary Air Solenoids 4-pack (2 packs/8 solenoids):Diagram2
LT/RH/LoneStar - X15/A26 - Auxiliary Air Solenoids 4-pack (2 packs/8 solenoids):Diagram3
LT/RH/LoneStar - X15/A26 - Auxiliary Air Solenoids 4-pack (2 packs/8 solenoids):Diagram4
LT/RH/LoneStar - X15/A26 - Auxiliary Air Solenoids 4-pack (2 packs/8 solenoids):Diagram5
LT/RH/LoneStar - X15/A26 - Auxiliary Trailer Power CAV D:Diagram1
LT/RH/LoneStar - X15/A26 - Auxiliary Trailer Power CAV D:Diagram2
LT/RH/LoneStar - X15/A26 - Auxiliary Trailer Power W/ ISO Trailer Socket:Diagram1

LT/RH/LoneStar - X15/A26 - Axle Loading (Weight) Rear:Diagram1
LT/RH/LoneStar - X15/A26 - Axle Loading (Weight) Rear:Diagram2
LT/RH/LoneStar - X15/A26 - Back-Up Alarm (Automatic) (W/ Tail Light Bar Assy):Diagram1
LT/RH/LoneStar - X15/A26 - Back-Up Alarm (Automatic) (W/ Tail Light Bar Assy):Diagram2
LT/RH/LoneStar - X15/A26 - Body Builder Lighting - (Blunt Cut):Diagram1
LT/RH/LoneStar - X15/A26 - Body Builder Lighting - (Blunt Cut):Diagram2
LT/RH/LoneStar - X15/A26 - Collision Avoidance System (Warning):Diagram1
LT/RH/LoneStar - X15/A26 - Drain Valve Heater:Diagram1
LT/RH/LoneStar - X15/A26 - Driver Controlled Locking Differential - FR & RR Axle (DANA):Diagram1
LT/RH/LoneStar - X15/A26 - Driver Controlled Locking Differential - FR & RR Axle (MERITOR):Diagram1
LT/RH/LoneStar - X15/A26 - Driver Controlled Locking Differential - FR (MERITOR):Diagram1
LT/RH/LoneStar - X15/A26 - Driver Controlled Locking Differential - RR Axle (DANA):Diagram1
LT/RH/LoneStar - X15/A26 - Driver Controlled Locking Differential - RR Axle (DANA):Diagram2
LT/RH/LoneStar - X15/A26 - Driver Controlled Locking Differential - RR Axle (MERITOR):Diagram1
LT/RH/LoneStar - X15/A26 - Driver Controlled Locking Differential - RR Axle (MERITOR):Diagram2
LT/RH/LoneStar - X15/A26 - Dual Air Dryers:Diagram1
LT/RH/LoneStar - X15/A26 - Dual Air Dryers:Diagram2
LT/RH/LoneStar - X15/A26 - Fuel Level (Single Tank - Left Side):Diagram1
LT/RH/LoneStar - X15/A26 - Fuel Level (Single Tank - Left Side):Diagram2
LT/RH/LoneStar - X15/A26 - Fuel Level (Single Tank - Left Side):Diagram3
LT/RH/LoneStar - X15/A26 - Fuel Level (Single Tank - Left Side):Diagram4
LT/RH/LoneStar - X15/A26 - Fuel Level (Single Tank - Left Side):Diagram5
LT/RH/LoneStar - X15/A26 - Fuel Level (Single Tank - Left Side):Diagram6
LT/RH/LoneStar - X15/A26 - Hill Start Aid (Bendix):Diagram1

LT/RH/LoneStar - X15/A26 - Hill Start Aid (Bendix):Diagram2
LT/RH/LoneStar - X15/A26 - Hill Start Aid (Bendix):Diagram3
LT/RH/LoneStar - X15/A26 - Jaw Monitoring:Diagram1
LT/RH/LoneStar - X15/A26 - Left Side Air Dryer-Bendix:Diagram1
LT/RH/LoneStar - X15/A26 - Left Side Air Dryer-Bendix:Diagram2
LT/RH/LoneStar - X15/A26 - License Plate Light (Tail Light Single Assy.) Option 1:Diagram1
LT/RH/LoneStar - X15/A26 - License Plate Light (Tail Light Single Assy.) Option 1:Diagram2
LT/RH/LoneStar - X15/A26 - License Plate Light (Tail Light Single Assy.) Option 2:Diagram1-Combination1
LT/RH/LoneStar - X15/A26 - License Plate Light (Tail Light Single Assy.) Option 2:Diagram1-Combination2
LT/RH/LoneStar - X15/A26 - Rear Lights Stop - Dual Assembly:Diagram1
LT/RH/LoneStar - X15/A26 - Rear Lights Stop - Dual Assembly:Diagram2
LT/RH/LoneStar - X15/A26 - Rear Lights Stop - Single Assembly Option 1:Diagram1
LT/RH/LoneStar - X15/A26 - Rear Lights Stop - Single Assembly Option 1:Diagram2
LT/RH/LoneStar - X15/A26 - Rear Lights Stop - Single Assembly Option 2:Diagram1
LT/RH/LoneStar - X15/A26 - Rear Lights Stop - Single Assembly Option 2:Diagram2
LT/RH/LoneStar - X15/A26 - Single Axle Temperature Monitoring:Diagram1
LT/RH/LoneStar - X15/A26 - Single Axle Temperature Monitoring w/Aux Gauge:Diagram1
LT/RH/LoneStar - X15/A26 - Tandem Axle Temperature Monitoring:Diagram1
LT/RH/LoneStar - X15/A26 - Tandem Axle Temperature Monitoring:Diagram2
LT/RH/LoneStar - X15/A26 - Tandem Axle Temperature Monitoring w/ Single SNSR and AUX Gauge:Diagram1
LT/RH/LoneStar - X15/A26 - Tandem Axle Temperature Monitoring w/ Single SNSR and AUX Gauge:Diagram1
LT/RH/LoneStar - X15/A26 - Tandem Axle Temperature Monitoring w/Aux Gauge:Diagram1
LT/RH/LoneStar - X15/A26 - Tandem Axle Temperature Monitoring w/Aux Gauge:Diagram2

LT/RH/LoneStar - X15/A26 - Traction Control (Bendix Controller):Diagram1
LT/RH/LoneStar - X15/A26 - Traction Control (Bendix Controller):Diagram2
LT/RH/LoneStar - X15/A26 - Traction Control (Bendix Controller) With ABS Trailer:Diagram1
LT/RH/LoneStar - X15/A26 - Traction Control (Bendix Controller) With ABS Trailer:Diagram2
LT/RH/LoneStar - X15/A26 - Traction Control (Wabco Controller):Diagram1
LT/RH/LoneStar - X15/A26 - Traction Control (Wabco Controller):Diagram2
LT/RH/LoneStar - X15/A26 - Traction Control (Wabco Controller):Diagram3
LT/RH/LoneStar - X15/A26 - Trailer Interface (ABS) - BOC & EOF_NA:Diagram1
LT/RH/LoneStar - X15/A26 - Trailer Interface (ABS) - BOC & EOF_NA:Diagram2
LT/RH/LoneStar - X15/A26 - Trailer Interface (ABS) - BOC & EOF_NA:Diagram3
LT/RH/LoneStar - X15/A26 - Trailer Interface (ABS) - BOC & EOF_NA:Diagram4
LT/RH/LoneStar - X15/A26 - Trailer Interface (ABS) - BOC_NA:Diagram1
LT/RH/LoneStar - X15/A26 - Trailer Interface (ABS) - BOC_NA:Diagram2
LT/RH/LoneStar - X15/A26 - Trailer Interface (ABS) - TRAMEC_NA:Diagram1
LT/RH/LoneStar - X15/A26 - Trailer Interface (Lighting) – BOC & EOF_NA:Diagram1-Combination1
LT/RH/LoneStar - X15/A26 - Trailer Interface (Lighting) – BOC & EOF_NA:Diagram1-Combination2
LT/RH/LoneStar - X15/A26 - Trailer Interface (Lighting) – BOC & EOF_NA:Diagram1-Combination3
LT/RH/LoneStar - X15/A26 - Trailer Interface (Lighting) – BOC & EOF_NA:Diagram1-Combination4
LT/RH/LoneStar - X15/A26 - Trailer Interface (Lighting) – BOC NA:Diagram1
LT/RH/LoneStar - X15/A26 - Trailer Interface (Lighting) – BOC NA:Diagram2
LT/RH/LoneStar - X15/A26 - Trailer Interface (Lighting) – TRAMEC_NA:Diagram1
LT/RH/LoneStar - X15/A26 - Work Lights (2 Blunt Cuts Only W/ O Relay):Diagram1

LT/RH/LoneStar - X15/A26 - Work Lights (2 Blunt Cuts Only W/O Relay) W/Backup W/Auto Trans (Allison and Endurant):Diagram1
LT/RH/LoneStar - X15/A26 - Work Lights - LED W/ Sw Pack - Customer Supplied - Sleeper:Diagram1
LT/RH/LoneStar - X15/A26 - Work Lights - LED W/ Sw Pack - Customer Supplied - Sleeper W/ RKE W/AUTO REV:Diagram1
LT/RH/LoneStar - X15/A26 - Work Lights - LED W/ Sw Pack - Customer Supplied - Sleeper W/O RKE:Diagram1
LT/RH/LoneStar - X15/A26 - Work Lights - LED W/ Sw Pack - Customer Supplied - Sleeper W/O RKE W/AUTO REV:Diagram1
LT/RH/LoneStar - X15/A26 - Work Lights - LED W/ Sw Pack - Customer Supplied - Sleeper W/O RKE W/Endurant (Schneider):Diagram1
LT/RH/LoneStar - X15/A26 - Work Lights LED W/ Sw Pack - Day Cab:Diagram1
LT/RH/LoneStar - X15/A26 - Work Lights LED W/ Sw Pack - Day Cab W/ RKE W/AUTO REV:Diagram1
LT/RH/LoneStar - X15/A26 - Work Lights LED W/ Sw Pack - Day Cab W/O RKE:Diagram1
LT/RH/LoneStar - X15/A26 - Work Lights LED W/ Sw Pack - Day Cab W/O RKE W/AUTO REV:Diagram1
LT/RH/LoneStar - X15/A26 - Work Lights W/ Sw Pack - Customer Supplied:Diagram1
LT/RH/LoneStar - X15/A26 - Work Lights W/ Sw Pack - Customer Supplied:Diagram2
LT/RH/LoneStar - X15/A26 - Work Lights W/ Sw Pack - Customer Supplied W/ RKE W/AUTO REV:Diagram1
LT/RH/LoneStar - X15/A26 - Work Lights W/ Sw Pack - Customer Supplied W/ RKE W/AUTO REV:Diagram2
LT/RH/LoneStar - X15/A26 - Work Lights W/ Sw Pack - Customer Supplied W/O RKE W/AUTO REV:Diagram1
LT/RH/LoneStar - X15/A26 - Work Lights W/ Sw Pack - Customer Supplied W/O RKE W/AUTO REV:Diagram2
LT/RH/LoneStar X15 - Back-Up Alarm (Manual) and UltraShift +:Diagram1
LT/RH/LoneStar X15 - Back-Up Alarm (Manual) and UltraShift +:Diagram2
LT/RH/LoneStar X15 - Back-Up Alarm (Manual) and UltraShift +:Diagram3
LT/RH/LoneStar X15 - Back-Up Alarm (Manual) and UltraShift +:Diagram4
LT/RH/LoneStar X15 - Back-Up Alarm (Manual) (W/ Tail Light Bar Assy):Diagram1

LT/RH/LoneStar X15 - Back-Up Alarm (Manual) (W/ Tail Light Bar Assy):Diagram2
LT/RH/LoneStar X15 - Backup Light (Single Reverse Light) Endurant:Diagram1
LT/RH/LoneStar X15 - Backup Light (Single Reverse Light) Endurant:Diagram2
LT/RH/LoneStar X15 - Backup Light (Single Reverse Light) W/ Allison TC10:Diagram1
LT/RH/LoneStar X15 - Backup Light (Single Reverse Light) W/ Allison TC10:Diagram2
LT/RH/LoneStar X15 - Backup Light Endurant:Diagram1
LT/RH/LoneStar X15 - Backup Light Endurant:Diagram2
LT/RH/LoneStar X15 - Backup Lights (Single Reverse Light) Eaton/Manual Trans:Diagram1
LT/RH/LoneStar X15 - Backup Lights (Single Reverse Light) Eaton/Manual Trans:Diagram2
LT/RH/LoneStar X15 - Work Lights LED W/ Sw Pack - Day Cab W/ RKE W/MAN REV:Diagram1
LT/RH/LoneStar X15 - Work Lights LED W/ Sw Pack - Day Cab W/O RKE W/MAN REV:Diagram1

Mates 1701F

Name	Terminal Part Number	V-Min	Name	Wire Part Number	Wire CSA	Wire Spec	Wire Material description	Wire Color Description	Wire Length	End2 Terminal Part Number	End2 Pin Name	End2 Connector
1	-	-	GM71BE	3510318 R1	1.16	16.0	Thin Wall XLPE Primary Cable	ORANGE	655.0	-	-	-
1	-	-	3T71BC	3510318 R1	1.16	16.0	Thin Wall XLPE Primary Cable	ORANGE	655.0	-	-	-
1	-	-	BK71BA	3510318 R1	1.16	16.0	Thin Wall XLPE Primary Cable	ORANGE	655.0	-	-	-
1	-	-	BJ71BC	3510318 R1	1.16	16.0	Thin Wall XLPE Primary Cable	ORANGE	655.0	-	-	-

Name	Terminal Part Number	V-Min	Name	Wire Part Number	Wire CSA	Wire Spec	Wire Material description	Wire Color Description	Wire Length	End2 Terminal Part Number	End2 Pin Name	End2 Connector
1	-	-	BP71BA	3510318 R1	1.16	16.0	Thin Wall XLPE Primary Cable	ORANGE	655.0	-	-	-
1	-	-	EY71BE	3510318 R1	1.16	16.0	Thin Wall XLPE Primary Cable	ORANGE	655.0	-	-	-
2	-	-	AA56AB	3510318 R1	1.16	16.0	Thin Wall XLPE Primary Cable	ORANGE	619.0	-	-	-
3	-	-	AA57CA	3510318 R1	1.16	16.0	Thin Wall XLPE Primary Cable	ORANGE	624.0	-	-	-
4	-	-	AA68A	3510305 R1	0.79	18.0	Thin Wall XLPE Primary Cable	BROWN	1325.0	-	-	-
5	-	-	BM56T	3510320 R1	3.01	12.0	Thin Wall XLPE Primary Cable	ORANGE	640.0	-	B	J1-1603
6	-	-	BM57T	3510320 R1	3.01	12.0	Thin Wall XLPE Primary Cable	ORANGE	640.0	-	A	J1-1603
7	-	-	BM58TC	3510308 R1	3.01	12.0	Thin Wall XLPE Primary Cable	BROWN	690.0	-	F	J2-1604

Name	Terminal Part Number	V-Min	Name	Wire Part Number	Wire CSA	Wire Spec	Wire Material description	Wire Color Description	Wire Length	End2 Terminal Part Number	End2 Pin Name	End2 Connector
8	-	-	BM68T	3510308 R1	3.01	12.0	Thin Wall XLPE Primary Cable	BROWN	690.0	-	D	J2-1604
9	-	-	BM70T	3510320 R1	3.01	12.0	Thin Wall XLPE Primary Cable	ORANGE	1980.0	-	R1-87	1011
10	-	-	FR94T	3510314 R1	3.01	12.0	Thin Wall XLPE Primary Cable	GREY	1970.0	-	X	-
10	-	-	ER94T	3510314 R1	3.01	12.0	Thin Wall XLPE Primary Cable	GREY	2070.0	-	R1-87	1012
10	-	-	FB94U	3510314 R1	3.01	12.0	Thin Wall XLPE Primary Cable	GREY	1745.0	-	X	-
10	-	-	HG94T	3510314 R1	3.01	12.0	Thin Wall XLPE Primary Cable	GREY	1755.0	-	X	-
11	-	-	CC72A	3510320 R1	3.01	12.0	Thin Wall XLPE Primary Cable	ORANGE	2070.0	-	R4-87	1012
11	-	-	TP61WA	2643673 R1	0.79	18.0	Std. Wall XLPE Primary Cable	GREY	0.0	-	4	9200A

Name	Terminal Part Number	V-Min	Name	Wire Part Number	Wire CSA	Wire Spec	Wire Material description	Wire Color Description	Wire Length	End2 Terminal Part Number	End2 Pin Name	End2 Connector
12	-	-	YD67TA	3510323 R1	0.79	18.0	Thin Wall XLPE Primary Cable	PINK	2155.0	-	-	-
13	-	-	XZ94SJ	3510311 R1	0.79	18.0	Thin Wall XLPE Primary Cable	GREY	2345.0	-	5	A01-1402
13	-	-	XG94SJ	3510311 R1	0.79	18.0	Thin Wall XLPE Primary Cable	GREY	2405.0	-	13	A01-1422
14	-	-	XX94BM	3510311 R1	0.79	18.0	Thin Wall XLPE Primary Cable	GREY	2375.0	-	5	A01-1400
14	-	-	GT94BM	3510311 R1	0.79	18.0	Thin Wall XLPE Primary Cable	GREY	2445.0	-	16	A01-1421
15	-	-	XX94BN	3510311 R1	0.79	18.0	Thin Wall XLPE Primary Cable	GREY	2375.0	-	4	A01-1400
15	-	-	GT94BN	3510311 R1	0.79	18.0	Thin Wall XLPE Primary Cable	GREY	2445.0	-	7	A01-1421
16	-	-	XY94BE	3510312 R1	1.16	16.0	Thin Wall XLPE Primary Cable	GREY	2405.0	-	15	A01-1401

Name	Terminal Part Number	V-Min	Name	Wire Part Number	Wire CSA	Wire Spec	Wire Material description	Wire Color Description	Wire Length	End2 Terminal Part Number	End2 Pin Name	End2 Connector
16	-	-	GS94BE	3510311 R1	0.79	18.0	Thin Wall XLPE Primary Cable	GREY	2445.0	-	14	A01-1421
16	-	-	3A94BE	3510311 R1	0.79	18.0	Thin Wall XLPE Primary Cable	GREY	2445.0	-	11	A01-1421
17	-	-	XY94BD	3510312 R1	1.16	16.0	Thin Wall XLPE Primary Cable	GREY	2405.0	-	18	A01-1401
17	-	-	GS94BD	3510311 R1	0.79	18.0	Thin Wall XLPE Primary Cable	GREY	2445.0	-	11	A01-1421
17	-	-	3A94BD	3510311 R1	0.79	18.0	Thin Wall XLPE Primary Cable	GREY	2445.0	-	14	A01-1421
18	-	-	XY94BH	3510312 R1	1.16	16.0	Thin Wall XLPE Primary Cable	GREY	2375.0	-	10	A01-1400
18	-	-	GS94BH	3510311 R1	0.79	18.0	Thin Wall XLPE Primary Cable	GREY	2445.0	-	17	A01-1421
18	-	-	3A94BH	3510311 R1	0.79	18.0	Thin Wall XLPE Primary Cable	GREY	2445.0	-	17	A01-1421

Name	Terminal Part Number	V-Min	Name	Wire Part Number	Wire CSA	Wire Spec	Wire Material description	Wire Color Description	Wire Length	End2 Terminal Part Number	End2 Pin Name	End2 Connector
19	-	-	XY94BF	3510312 R1	1.16	16.0	Thin Wall XLPE Primary Cable	GREY	2375.0	-	11	A01-1400
19	-	-	GS94BF	3510311 R1	0.79	18.0	Thin Wall XLPE Primary Cable	GREY	2445.0	-	18	A01-1421
19	-	-	3A94BF	3510311 R1	0.79	18.0	Thin Wall XLPE Primary Cable	GREY	2445.0	-	18	A01-1421
20	-	-	XY94BL	3510311 R1	0.79	18.0	Thin Wall XLPE Primary Cable	GREY	2405.0	-	10	A01-1401
20	-	-	GS94BL	3510313 R1	1.91	14.0	Thin Wall XLPE Primary Cable	GREY	2445.0	-	8	A01-1421
20	-	-	3A94BL	3510313 R1	1.91	14.0	Thin Wall XLPE Primary Cable	GREY	2445.0	-	8	A01-1421
21	-	-	XY94BJ	3510311 R1	0.79	18.0	Thin Wall XLPE Primary Cable	GREY	2405.0	-	13	A01-1401
21	-	-	GS94BJ	3510313 R1	1.91	14.0	Thin Wall XLPE Primary Cable	GREY	2445.0	-	9	A01-1421

Name	Terminal Part Number	V-Min	Name	Wire Part Number	Wire CSA	Wire Spec	Wire Material description	Wire Color Description	Wire Length	End2 Terminal Part Number	End2 Pin Name	End2 Connector
21	-	-	3A94BJ	3510313 R1	1.91	14.0	Thin Wall XLPE Primary Cable	GREY	2445.0	-	9	A01-1421
22	-	-	GS94BK	3510311 R1	0.79	18.0	Thin Wall XLPE Primary Cable	GREY	1835.0	-	X	-
22	-	-	XY94BK	3510311 R1	0.79	18.0	Thin Wall XLPE Primary Cable	GREY	2405.0	-	9	A01-1401
22	-	-	3A94BK	3510311 R1	0.79	18.0	Thin Wall XLPE Primary Cable	GREY	1835.0	-	X	-
23	-	-	XY94BA	3510311 R1	0.79	18.0	Thin Wall XLPE Primary Cable	GREY	2405.0	-	17	A01-1401
23	-	-	GS94BA	3510311 R1	0.79	18.0	Thin Wall XLPE Primary Cable	GREY	2445.0	-	5	A01-1421
23	-	-	3A94BA	3510311 R1	0.79	18.0	Thin Wall XLPE Primary Cable	GREY	2445.0	-	5	A01-1421
24	-	-	3A94BB	3510311 R1	0.79	18.0	Thin Wall XLPE Primary Cable	GREY	1835.0	-	X	-

Name	Terminal Part Number	V-Min	Name	Wire Part Number	Wire CSA	Wire Spec	Wire Material description	Wire Color Description	Wire Length	End2 Terminal Part Number	End2 Pin Name	End2 Connector
24	-	-	XY94BB	3510311 R1	0.79	18.0	Thin Wall XLPE Primary Cable	GREY	2405.0	-	12	A01-1401
24	-	-	GS94BB	3510311 R1	0.79	18.0	Thin Wall XLPE Primary Cable	GREY	1835.0	-	X	-
25	-	-	XY94BC	3510311 R1	0.79	18.0	Thin Wall XLPE Primary Cable	GREY	2405.0	-	16	A01-1401
25	-	-	GS94BC	3510311 R1	0.79	18.0	Thin Wall XLPE Primary Cable	GREY	2445.0	-	2	A01-1421
25	-	-	3A94BC	3510311 R1	0.79	18.0	Thin Wall XLPE Primary Cable	GREY	2445.0	-	2	A01-1421
26	-	-	JL116L	3510310 R1	0.53	20.0	Thin Wall XLPE Primary Cable	GREY	2070.0	-	R6-86	1012
27	-	-	AA36B	3510329 R1	0.79	18.0	Thin Wall XLPE Primary Cable	TAN	1035.0	-	B8	J3-1600
28	-	-	AA9BC	3510311 R1	0.79	18.0	Thin Wall XLPE Primary Cable	GREY	1020.0	-	X	-

Name	Terminal Part Number	V-Min	Name	Wire Part Number	Wire CSA	Wire Spec	Wire Material description	Wire Color Description	Wire Length	End2 Terminal Part Number	End2 Pin Name	End2 Connector
29	-	-	JL116M	3510311 R1	0.79	18.0	Thin Wall XLPE Primary Cable	GREY	2155.0	-	-	-
30	-	-	TP61WC	2643673 R1	0.79	18.0	Std. Wall XLPE Primary Cable	GREY	0.0	-	10	1132A
30	-	-	RT39A	3510312 R1	1.16	16.0	Thin Wall XLPE Primary Cable	GREY	2155.0	-	-	-
30	-	-	JL116U	3510310 R1	0.53	20.0	Thin Wall XLPE Primary Cable	GREY	2070.0	-	R3-86	1012
31	-	-	RT39	3510312 R1	1.16	16.0	Thin Wall XLPE Primary Cable	GREY	2155.0	-	-	-
32	-	-	AA59A	3510311 R1	0.79	18.0	Thin Wall XLPE Primary Cable	GREY	1055.0	-	E12	J5-1602
33	-	-	AA59B	3510311 R1	0.79	18.0	Thin Wall XLPE Primary Cable	GREY	680.0	-	F10	J4-1601
34	-	-	AA59C	3510311 R1	0.79	18.0	Thin Wall XLPE Primary Cable	GREY	680.0	-	E12	J4-1601

Name	Terminal Part Number	V-Min	Name	Wire Part Number	Wire CSA	Wire Spec	Wire Material description	Wire Color Description	Wire Length	End2 Terminal Part Number	End2 Pin Name	End2 Connector
35	-	-	RL59D	3510311 R1	0.79	18.0	Thin Wall XLPE Primary Cable	GREY	680.0	-	F8	J4-1601
36	-	-	RL59E	3510311 R1	0.79	18.0	Thin Wall XLPE Primary Cable	GREY	680.0	-	E13	J4-1601
37	-	-	AA59F	3510311 R1	0.79	18.0	Thin Wall XLPE Primary Cable	GREY	680.0	-	F4	J4-1601
38	-	-	AA59H	3510311 R1	0.79	18.0	Thin Wall XLPE Primary Cable	GREY	680.0	-	E9	J4-1601
39	-	-	AA59J	3510311 R1	0.79	18.0	Thin Wall XLPE Primary Cable	GREY	680.0	-	F5	J4-1601
40	-	-	FF61B	3510311 R1	0.79	18.0	Thin Wall XLPE Primary Cable	GREY	1055.0	-	F7	J5-1602
41	-	-	FF106	3510311 R1	0.79	18.0	Thin Wall XLPE Primary Cable	GREY	1055.0	-	E8	J5-1602
42	-	-	FF109	3510311 R1	0.79	18.0	Thin Wall XLPE Primary Cable	GREY	1265.0	-	-	-

Name	Terminal Part Number	V-Min	Name	Wire Part Number	Wire CSA	Wire Spec	Wire Material description	Wire Color Description	Wire Length	End2 Terminal Part Number	End2 Pin Name	End2 Connector
43	-	-	DN32A	3510329 R1	0.79	18.0	Thin Wall XLPE Primary Cable	TAN	1035.0	-	B11	J3-1600
43	-	-	DP32A	3510317 R1	0.79	18.0	Thin Wall XLPE Primary Cable	ORANGE	1035.0	-	B11	J3-1600
44	-	-	TP12WB	2643805 R1	0.79	18.0	Std. Wall XLPE Primary Cable	LIGHT BLUE	0.0	-	3	9200A
44	-	-	DP32	3510317 R1	0.79	18.0	Thin Wall XLPE Primary Cable	ORANGE	1035.0	-	B10	J3-1600
45	-	-	CY49	3510311 R1	0.79	18.0	Thin Wall XLPE Primary Cable	GREY	740.0	-	A3	J7-1607
46	-	-	XZ94SAB	3510311 R1	0.79	18.0	Thin Wall XLPE Primary Cable	GREY	1265.0	-	-	-
46	-	-	XD94SNA	3510311 R1	0.79	18.0	Thin Wall XLPE Primary Cable	GREY	1265.0	-	-	-
47	-	-	XZ94SBB	3510311 R1	0.79	18.0	Thin Wall XLPE Primary Cable	GREY	1265.0	-	-	-

Name	Terminal Part Number	V-Min	Name	Wire Part Number	Wire CSA	Wire Spec	Wire Material description	Wire Color Description	Wire Length	End2 Terminal Part Number	End2 Pin Name	End2 Connector
47	-	-	XD94SPA	3510311 R1	0.79	18.0	Thin Wall XLPE Primary Cable	GREY	1265.0	-	-	-
50	-	-	TP61WD	2643673 R1	0.79	18.0	Std. Wall XLPE Primary Cable	GREY	0.0	-	1	1132A
50	-	-	CZ49A	3510311 R1	0.79	18.0	Thin Wall XLPE Primary Cable	GREY	740.0	-	A4	J7-1607
51	-	-	BU65AB	3510318 R1	1.16	16.0	Thin Wall XLPE Primary Cable	ORANGE	105.0	-	X	-
51	-	-	BW65AB	3510318 R1	1.16	16.0	Thin Wall XLPE Primary Cable	ORANGE	105.0	-	X	-
51	-	-	TP10WC	2643674 R1	0.79	18.0	Std. Wall XLPE Primary Cable	WHITE	0.0	-	PIN1	-
52	-	-	PJ94BMM	3510312 R1	1.16	16.0	Thin Wall XLPE Primary Cable	GREY	2345.0	-	7	A01-1402
52	-	-	3A94BX	3510311 R1	0.79	18.0	Thin Wall XLPE Primary Cable	GREY	2405.0	-	6	A01-1422

Name	Terminal Part Number	V-Min	Name	Wire Part Number	Wire CSA	Wire Spec	Wire Material description	Wire Color Description	Wire Length	End2 Terminal Part Number	End2 Pin Name	End2 Connector
53	-	-	3A94BZ	3510311 R1	0.79	18.0	Thin Wall XLPE Primary Cable	GREY	505.0	-	X	-
53	-	-	PJ94BNN	3510312 R1	1.16	16.0	Thin Wall XLPE Primary Cable	GREY	2345.0	-	6	A01-1402
54	-	-	PJ94BP	3510312 R1	1.16	16.0	Thin Wall XLPE Primary Cable	GREY	2345.0	-	4	A01-1402
54	-	-	3A94BP	3510311 R1	0.79	18.0	Thin Wall XLPE Primary Cable	GREY	2405.0	-	3	A01-1422
55	-	-	PJ94BQ	3510312 R1	1.16	16.0	Thin Wall XLPE Primary Cable	GREY	2345.0	-	14	A01-1402
55	-	-	3A94BQ	3510311 R1	0.79	18.0	Thin Wall XLPE Primary Cable	GREY	2405.0	-	5	A01-1422
56	-	-	PJ94BR	3510312 R1	1.16	16.0	Thin Wall XLPE Primary Cable	GREY	2345.0	-	11	A01-1402
56	-	-	3A94BR	3510311 R1	0.79	18.0	Thin Wall XLPE Primary Cable	GREY	2405.0	-	2	A01-1422

Name	Terminal Part Number	V-Min	Name	Wire Part Number	Wire CSA	Wire Spec	Wire Material description	Wire Color Description	Wire Length	End2 Terminal Part Number	End2 Pin Name	End2 Connector
57	-	-	PJ94BS	2643680 R1	1.16	16.0	Std. Wall XLPE Primary Cable	GREY	2345.0	-	13	A01-1402
57	-	-	3A94BS	3510311 R1	0.79	18.0	Thin Wall XLPE Primary Cable	GREY	2405.0	-	15	A01-1422
58	-	-	3A94BT	3510311 R1	0.79	18.0	Thin Wall XLPE Primary Cable	GREY	505.0	-	X	-
58	-	-	PJ94BT	2643680 R1	1.16	16.0	Std. Wall XLPE Primary Cable	GREY	2345.0	-	9	A01-1402
59	-	-	PJ94BU	2643680 R1	1.16	16.0	Std. Wall XLPE Primary Cable	GREY	2345.0	-	10	A01-1402
59	-	-	3A94BU	3510311 R1	0.79	18.0	Thin Wall XLPE Primary Cable	GREY	2405.0	-	12	A01-1422
60	-	-	PJ94BV	3510312 R1	1.16	16.0	Thin Wall XLPE Primary Cable	GREY	2345.0	-	15	A01-1402
60	-	-	3A94BV	3510311 R1	0.79	18.0	Thin Wall XLPE Primary Cable	GREY	2405.0	-	14	A01-1422
61	-	-	WT5BE(+)	-	0.0	-	-	-	0.0	-	G	1025

Name	Terminal Part Number	V-Min	Name	Wire Part Number	Wire CSA	Wire Spec	Wire Material description	Wire Color Description	Wire Length	End2 Terminal Part Number	End2 Pin Name	End2 Connect or
61	-	-	3F94AA	3510311 R1	0.79	18.0	Thin Wall XLPE Primary Cable	GREY	2375.0	-	2	A01-1400
62	-	-	WT5BE(-)	-	0.0	-	-	-	0.0	-	H	1025
62	-	-	3F13AA	3510323 R1	0.79	18.0	Thin Wall XLPE Primary Cable	PINK	2175.0	-	-	-
63	-	-	XZ94SZC	3510312 R1	1.16	16.0	Thin Wall XLPE Primary Cable	GREY	2290.0	-	X	-
63	-	-	XD94SL	3510311 R1	0.79	18.0	Thin Wall XLPE Primary Cable	GREY	2375.0	-	16	A01-1423
64	-	-	PJ94BW	3510312 R1	1.16	16.0	Thin Wall XLPE Primary Cable	GREY	2345.0	-	12	A01-1402
64	-	-	3A94BW	3510311 R1	0.79	18.0	Thin Wall XLPE Primary Cable	GREY	2405.0	-	11	A01-1422
65	-	-	ZB94HA	3510311 R1	0.79	18.0	Thin Wall XLPE Primary Cable	GREY	2345.0	-	2	A01-1402
66	-	-	ZA94SKB	3510311 R1	0.79	18.0	Thin Wall XLPE Primary Cable	GREY	135.0	-	X	-

Name	Terminal Part Number	V-Min	Name	Wire Part Number	Wire CSA	Wire Spec	Wire Material description	Wire Color Description	Wire Length	End2 Terminal Part Number	End2 Pin Name	End2 Connector
66	-	-	ZB94SK	3510311 R1	0.79	18.0	Thin Wall XLPE Primary Cable	GREY	2345.0	-	3	A01-1402
67	-	-	ZC94SK	3510311 R1	0.79	18.0	Thin Wall XLPE Primary Cable	GREY	2345.0	-	3	A01-1402
67	-	-	ZA94SKA	3510311 R1	0.79	18.0	Thin Wall XLPE Primary Cable	GREY	135.0	-	X	-
67	-	-	XG94SK	3510311 R1	0.79	18.0	Thin Wall XLPE Primary Cable	GREY	2405.0	-	8	A01-1422
68	-	-	BW65AA	3510317 R1	0.79	18.0	Thin Wall XLPE Primary Cable	ORANGE	105.0	-	X	-
68	-	-	BX65AA	3510317 R1	0.79	18.0	Thin Wall XLPE Primary Cable	ORANGE	105.0	-	X	-
68	-	-	BS65	3510317 R1	0.79	18.0	Thin Wall XLPE Primary Cable	ORANGE	640.0	-	G	J1-1603
69	-	-	YD67U	2643673 R1	0.79	18.0	Std. Wall XLPE Primary Cable	GREY	2280.0	-	3	A01-1942

Name	Terminal Part Number	V-Min	Name	Wire Part Number	Wire CSA	Wire Spec	Wire Material description	Wire Color Description	Wire Length	End2 Terminal Part Number	End2 Pin Name	End2 Connector
70	-	-	YD67W	2643673 R1	0.79	18.0	Std. Wall XLPE Primary Cable	GREY	2280.0	-	2	A01-1942
71	-	-	YD67V	2643673 R1	0.79	18.0	Std. Wall XLPE Primary Cable	GREY	2280.0	-	1	A01-1942
72	-	-	XZ94SM	3510311 R1	0.79	18.0	Thin Wall XLPE Primary Cable	GREY	2480.0	-	9	A01-1403
73	-	-	XZ94SN	3510311 R1	0.79	18.0	Thin Wall XLPE Primary Cable	GREY	2480.0	-	12	A01-1403
74	-	-	XZ94SL	3510311 R1	0.79	18.0	Thin Wall XLPE Primary Cable	GREY	2480.0	-	6	A01-1403
75	-	-	XZ94SVC	3510312 R1	1.16	16.0	Thin Wall XLPE Primary Cable	GREY	2260.0	-	X	-
75	-	-	XD94SM	3510311 R1	0.79	18.0	Thin Wall XLPE Primary Cable	GREY	2375.0	-	13	A01-1423
76	-	-	XZ94SH	3510312 R1	1.16	16.0	Thin Wall XLPE Primary Cable	GREY	2480.0	-	3	A01-1403

Connector Name	1702
Part Number	3595620C1
Instances	Powertrain J1939 (500Kbps) A26:Powertrain Standard J1939 (500Kbps) 2021 A26 Engine
Mates	1702

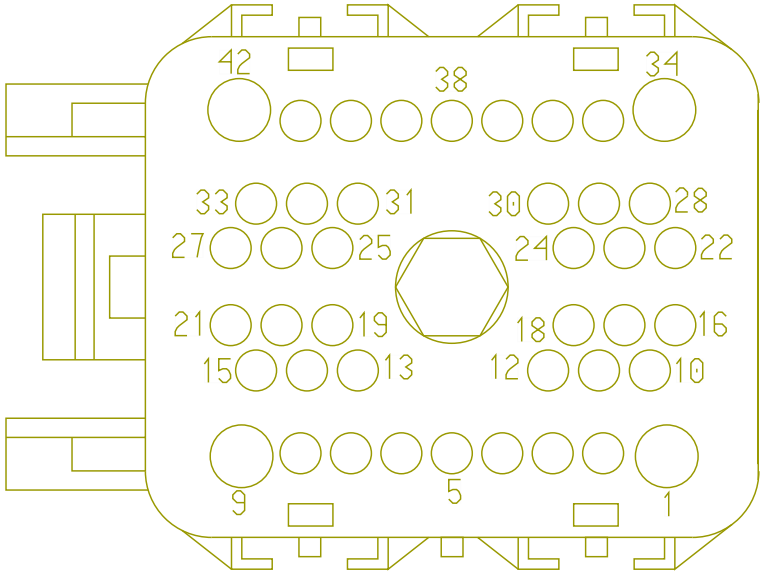

Name	Terminal Part Number	V-Min	Name	Wire Part Number	Wire CSA	Wire Spec	Wire Material description	Wire Color Description	Wire Length	End2 Terminal Part Number	End2 Pin Name	End2 Connect or
11	-	-	WIRE233863	-	0.0	-	-	-	0.0	-	PIN1	-
17	-	-	WIRE480632	-	0.0	-	-	-	0.0	-	PIN1	-

Connector Name	1702
Part Number	3595620C1
Instances	Powertrain J1939 (500Kbps) Eaton Ultrashift+ Transmission X15:Powertrain J1939 (500kbps) Eaton Ultrashift+ X15
Mates	1702

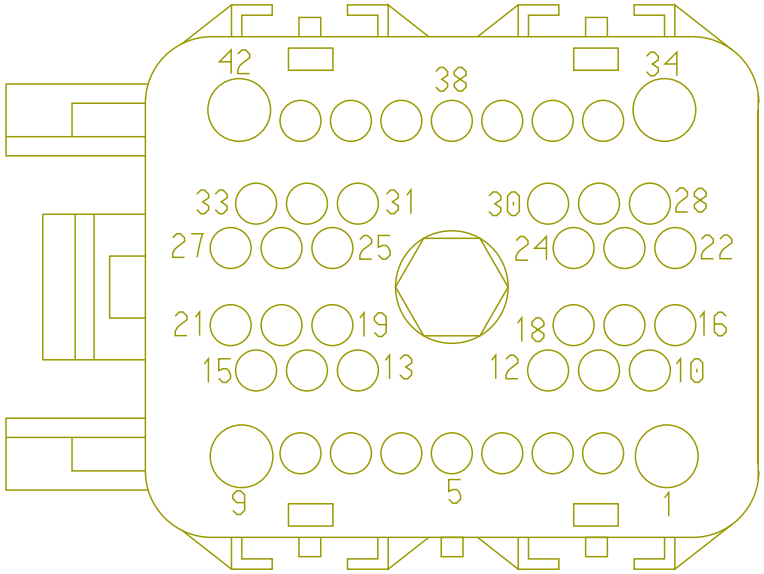

Name	Terminal Part Number	V-Min	Name	Wire Part Number	Wire CSA	Wire Spec	Wire Material description	Wire Color Description	Wire Length	End2 Terminal Part Number	End2 Pin Name	End2 Connect or
11	-	-	WIRE233823	-	0.0	-	-	-	0.0	-	PIN1	-
17	-	-	WIRE233824	-	0.0	-	-	-	0.0	-	PIN1	-

Connector Name	1702
Part Number	3595620C1
Instances	Powertrain J1939 (500Kbps) Endurant Transmission X15:Powertrain J1939 (500kbps) Endurant Transmission X15
Mates	1702

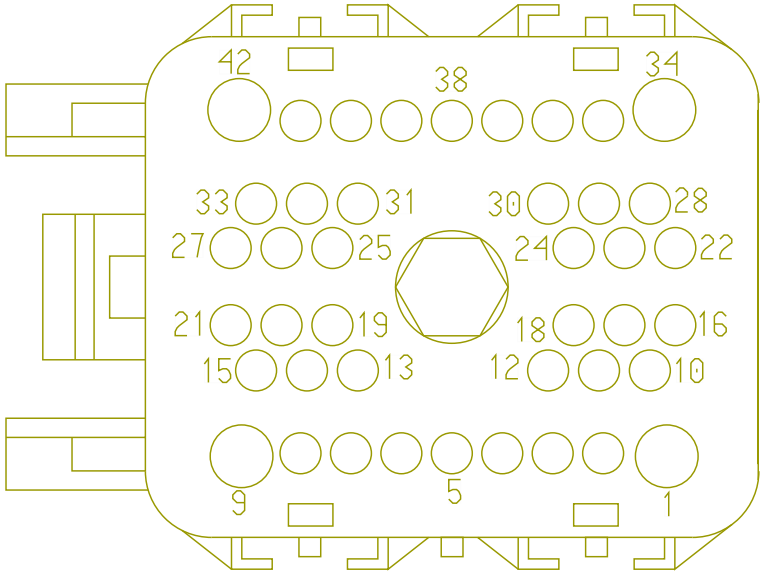

Name	Terminal Part Number	V-Min	Name	Wire Part Number	Wire CSA	Wire Spec	Wire Material description	Wire Color Description	Wire Length	End2 Terminal Part Number	End2 Pin Name	End2 Connector
11	-	-	WIRE233848	-	0.0	-	-	-	0.0	-	PIN1	-
17	-	-	WIRE233849	-	0.0	-	-	-	0.0	-	PIN1	-

Connector Name	1702
Part Number	3595620C1
Instances	Powertrain J1939 (500Kbps) Manual Transmission X15:Powertrain Standard J1939 (500kbps) Manual Transmission X15
Mates	1702

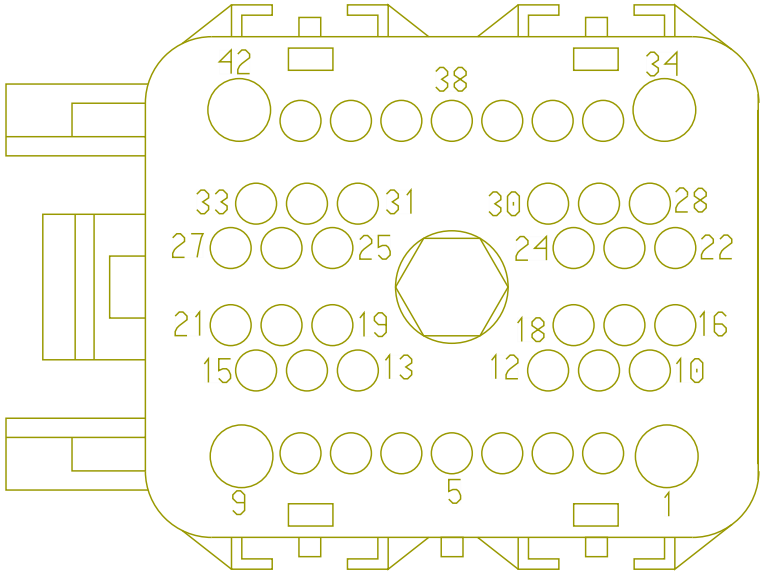

Name	Terminal Part Number	V-Min	Name	Wire Part Number	Wire CSA	Wire Spec	Wire Material description	Wire Color Description	Wire Length	End2 Terminal Part Number	End2 Pin Name	End2 Connector
11	-	-	WIRE233842	-	0.0	-	-	-	0.0	-	PIN1	-
17	-	-	WIRE233840	-	0.0	-	-	-	0.0	-	PIN1	-

Connector Name	1702
Part Number	3595620C1
Instances	Powertrain J1939 (500Kbps) TC10 Transmission X15:Powertrain J1939 (500kbps) TC10 Transmission X15
Mates	1702

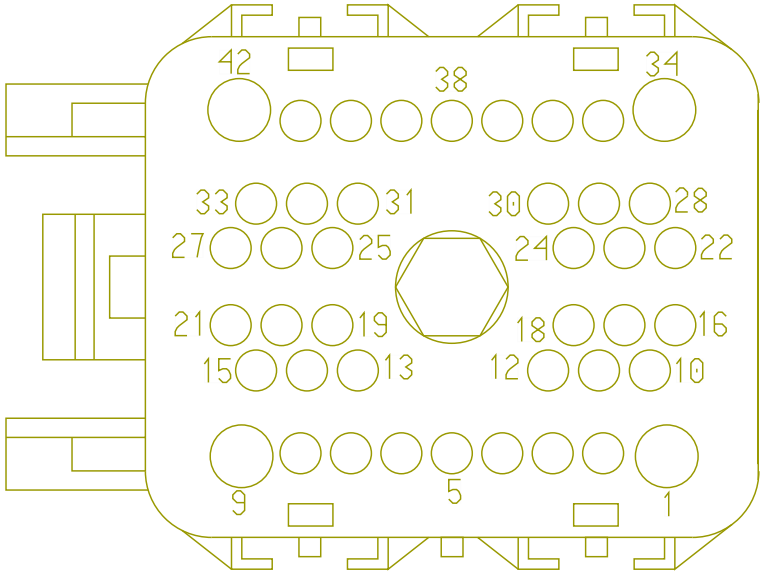

Name	Terminal Part Number	V-Min	Name	Wire Part Number	Wire CSA	Wire Spec	Wire Material description	Wire Color Description	Wire Length	End2 Terminal Part Number	End2 Pin Name	End2 Connector
11	-	-	WIRE233885	-	0.0	-	-	-	0.0	-	PIN1	-
17	-	-	WIRE233887	-	0.0	-	-	-	0.0	-	PIN1	-

Connector Name	1702
Part Number	3595620C1
Short Description	IP HARNESS CONNECTOR
Instances	LoneStar - X15 - Body Builder Lighting - (BOC EOF In Cab) (8HAB 8HAE 8HAU) (Manual):Diagram1 LoneStar - X15 - Body Builder Lighting - (BOC EOF In Cab) (8HAB 8HAE 8HAU) (Manual):Diagram2 LT/RH X15 - Backup Light (Dual Reverse Light) Allison-TC10:Diagram1 LT/RH X15 - Backup Light (Dual Reverse Light) Allison-TC10:Diagram2 LT/RH X15 - Backup Light (Dual Reverse LT) Procosion/ Endurant:Diagram1 LT/RH X15 - Backup Light (Dual Reverse LT) Procosion/ Endurant:Diagram2 LT/RH X15 - Backup Light (Reverse Light) Allison TC10:Diagram1 LT/RH X15 - Backup Light (Reverse Light) Allison TC10:Diagram2 LT/RH X15 - Backup Light (Single Reverse Light) Allison TC10:Diagram1 LT/RH X15 - Backup Light (Single Reverse Light) Allison TC10:Diagram2 LT/RH X15 - Backup Light (Single Reverse Light) Endurant:Diagram1 LT/RH X15 - Backup Light (Single Reverse Light) Endurant:Diagram2 LT/RH X15 - Backup Lights (Dual Reverse Light) Eaton/Manual Trans:Diagram1 LT/RH X15 - Backup Lights (Dual Reverse Light) Eaton/Manual Trans:Diagram2 LT/RH X15 - Backup Lights (Reverse Light) Eaton/Manual Trans:Diagram1 LT/RH X15 - Backup Lights (Reverse Light) Eaton/Manual Trans:Diagram2 LT/RH X15 - Backup Lights (Reverse Lights) Eaton/Manual Trans:Diagram1 LT/RH X15 - Backup Lights (Reverse Lights) Eaton/Manual Trans:Diagram2 LT/RH X15 - Backup Lights (Single Reverse Light) Eaton/Manual Trans:Diagram1 LT/RH X15 - Backup Lights (Single Reverse Light) Eaton/Manual Trans:Diagram2

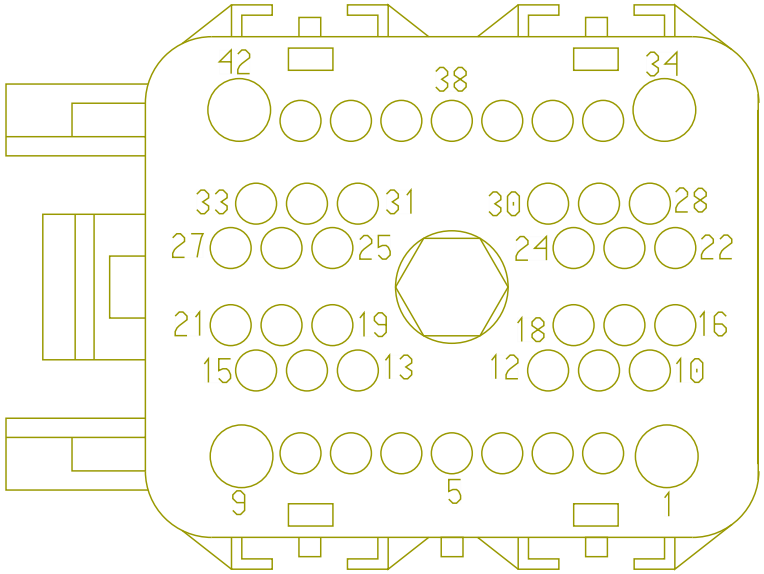

LT/RH - 2021 A26 - Transmission Shifter (Eaton Endurant and Eaton Procision):Diagram1
LT/RH - 2021 A26 - Transmission Shifter (Universal Stalk Shifter - Allison 3K/4K):Diagram1
LT/RH - 2021 A26 - Transmission Shifter (Universal Stalk Shifter, Ultrashift):Diagram1
LT/RH - A26 - Air Filter Flow Restriction Monitoring:Diagram1
LT/RH - A26 - Air Filter Flow Restriction Monitoring (LED Indicator):Diagram1
LT/RH - A26 - Ambient Temperature (Mirror Sensor):Diagram1
LT/RH - A26 - Auto Neutral (Allison with Multiplex Switch and Confirmation Telltale):Diagram1
LT/RH - A26 - Back of Cab Aux Work Light (2 blunt cuts without relay) (Backup with Manual Trans- not Endurant):Diagram1
LT/RH - A26 - Back of Cab Aux Work Light (2 blunt cuts without relay) (Backup with Manual Trans- not Endurant):Diagram2
LT/RH - A26 - Cranking (Starter) (BCM Controlled & N/ Wired Thermal Over-Crank):Diagram1
LT/RH - A26 - Cranking (Starter) (BCM Controlled & N/ Wired Thermal Overcrank):Diagram1
LT/RH - A26 - Cranking (Starter) (BCM Controlled & W/ Wired Thermal Over-crank):Diagram1
LT/RH - A26 - Cranking (Starter) (BCM Controlled & W/ Wired Thermal Overcrank):Diagram1
LT/RH - A26 - Starter Interlock (BCM HSD Controlled w/ Relay & N/ Neutral Switch):Diagram1
LT/RH - A26 - Starter Interlock (BCM HSD Controlled W/ Relay & W/ Neutral Switch):Diagram1
LT/RH - A26 - Starter Interlock (BCM HSD CTRL W/ Clutch Switch W/ Neutral Switch):Diagram1
LT/RH - A26 - Starter Interlocks (BCM controlled with input from Allison TCM:Diagram1
LT/RH - A26 - Starter Interlocks (Service Brake Interlock):Diagram1
LT/RH - A26 - Transmission Oil Temperature (Manual Trans W/ Aux Gauge):Diagram1
LT/RH - A26 - Transmission Oil Temperature (Manual Trans):Diagram1
LT/RH - A26 - Transmission Power Take Off (Active Low Feedback):Diagram1
LT/RH - A26 - Transmission Power Take Off (Dual PTO W/ 42 Parameters & W/ Manual Trans):Diagram1
LT/RH - A26 - Work Lights (2 Blunt Cuts Only W/O Relay) W/ Backup W/Manual Trans Day Cab:Diagram1

LT/RH - A26 - Work Lights (2 Blunt Cuts Only W/O Relay) W/ Backup W/Manual Trans Day Cab:Diagram2
LT/RH - A26 - Work Lights (2 Blunt Cuts Only W/O Relay) W/ Backup W/Manual Trans Day Cab:Diagram3
LT/RH - A26 - Work Lights (2 Blunt Cuts Only W/O Relay) W/ Backup W/Manual Trans Day Cab:Diagram4
LT/RH - A26 - Work Lights - LED W/ Sw Pack - Customer Supplied - Sleeper W/ RKE W/MAN REV:Diagram1
LT/RH - A26 - Work Lights - LED W/ Sw Pack - Customer Supplied - Sleeper W/ RKE W/MAN REV:Diagram2
LT/RH - A26 - Work Lights - LED W/ Sw Pack - Customer Supplied - Sleeper W/ RKE W/MAN REV:Diagram3
LT/RH - A26 - Work Lights - LED W/ Sw Pack - Customer Supplied - Sleeper W/ RKE W/MAN REV:Diagram4
LT/RH - A26 - Work Lights - LED W/ Sw Pack - Customer Supplied - Sleeper W/O RKE W/MAN REV:Diagram1
LT/RH - A26 - Work Lights - LED W/ Sw Pack - Customer Supplied - Sleeper W/O RKE W/MAN REV:Diagram2
LT/RH - A26 - Work Lights - LED W/ Sw Pack - Customer Supplied - Sleeper W/O RKE W/MAN REV:Diagram3
LT/RH - A26 - Work Lights - LED W/ Sw Pack - Customer Supplied - Sleeper W/O RKE W/MAN REV:Diagram4
LT/RH - A26 - Work Lights -LED W/ Sw Pack - Sleeper W/ RKE W/MAN REV:Diagram1
LT/RH - A26 - Work Lights -LED W/ Sw Pack - Sleeper W/ RKE W/MAN REV:Diagram2
LT/RH - A26 - Work Lights -LED W/ Sw Pack - Sleeper W/O RKE W/MAN REV:Diagram1
LT/RH - A26 - Work Lights -LED W/ Sw Pack - Sleeper W/O RKE W/MAN REV:Diagram2
LT/RH - A26 - Work Lights LED W/ Sw Pack - Day Cab W/ RKE W/MAN REV:Diagram1
LT/RH - A26 - Work Lights LED W/ Sw Pack - Day Cab W/ RKE W/MAN REV:Diagram2
LT/RH - A26 - Work Lights LED W/ Sw Pack - Day Cab W/O RKE W/MAN REV:Diagram1
LT/RH - A26 - Work Lights LED W/ Sw Pack - Day Cab W/O RKE W/MAN REV:Diagram2
LT/RH - A26 - Work Lights W/ Sw Pack - Customer Supplied W/ RKE W/MAN REV:Diagram1
LT/RH - A26 - Work Lights W/ Sw Pack - Customer Supplied W/ RKE W/MAN REV:Diagram2
LT/RH - A26 - Work Lights W/ Sw Pack - Customer Supplied W/ RKE W/MAN REV:Diagram3

LT/RH - A26 - Work Lights W/ Sw Pack - Customer Supplied W/ RKE W/MAN REV:Diagram4
LT/RH - A26 - Work Lights W/ Sw Pack - Customer Supplied W/ O RKE W/MAN REV:Diagram1
LT/RH - A26 - Work Lights W/ Sw Pack - Customer Supplied W/ O RKE W/MAN REV:Diagram2
LT/RH - A26 - Work Lights W/ Sw Pack - Customer Supplied W/ O RKE W/MAN REV:Diagram3
LT/RH - A26 - Work Lights W/ Sw Pack - Customer Supplied W/ O RKE W/MAN REV:Diagram4
LT/RH - X15 - Body Builder Lighting - (BOC EOF In Cab) (8HAB 8HAE 8HAU) (Manual):Diagram1
LT/RH - X15 - Body Builder Lighting - (BOC EOF In Cab) (8HAB 8HAE 8HAU) (Manual):Diagram2
LT/RH A26 - Back-Up Alarm (Manual) and UltraShift+:Diagram1
LT/RH A26 - Back-Up Alarm (Manual) and UltraShift+:Diagram2
LT/RH A26 - Back-Up Alarm (Manual) and UltraShift+:Diagram3
LT/RH A26 - Back-Up Alarm (Manual) and UltraShift+:Diagram4
LT/RH A26 - Back-Up Alarm (Manual) and UltraShift+:Diagram5
LT/RH A26 - Back-Up Alarm (Manual) and UltraShift+:Diagram6
LT/RH A26 - Back-Up Alarm (Manual) and UltraShift+:Diagram7
LT/RH A26 - Back-Up Alarm (Manual) and UltraShift+:Diagram8
LT/RH A26 - Back-Up Alarm (Manual) (W/ Tail Light Bar Assy):Diagram1
LT/RH A26 - Back-Up Alarm (Manual) (W/ Tail Light Bar Assy):Diagram2
LT/RH A26 - Back-Up Alarm (Manual) (W/ Tail Light Bar Assy):Diagram3
LT/RH A26 - Back-Up Alarm (Manual) (W/ Tail Light Bar Assy):Diagram4
LT/RH/LoneStar - Cummins X15 ECM:Diagram1
LT/RH/LoneStar - X15 - Air Flow Restriction Monitoring:Diagram1
LT/RH/LoneStar - X15 - Cranking (Starter) GEN4 BODY CONTROL MODULE W/ Thermal Overcrank - External Switch:Diagram1
LT/RH/LoneStar - X15 - Cranking (Starter) GEN4 BODY CONTROL MODULE W/O Thermal Overcrank Wiring:Diagram1
LT/RH/LoneStar - X15 - Starter Interlock (BCM HSD controlled W/ Clutch Switch W/ Auto Start Stop):Diagram1
LT/RH/LoneStar - X15 - Starter Interlock (BCM LSD Controlled w/ Relay)_EATON XMSN:Diagram1
LT/RH/LoneStar - X15 - Starter Interlocks (Service Brake Interlock):Diagram1

LT/RH/LoneStar - X15 - Starter Interlocks ISX TC10:Diagram1
LT/RH/LoneStar - X15 - Transmission Oil Temperature-Manual Trans-Horizon Option 1:Diagram1
LT/RH/LoneStar - X15 - Transmission Oil Temperature-Manual Trans-Horizon Option 1:Diagram2
LT/RH/LoneStar - X15 - Transmission Oil Temperature-Manual Trans-Horizon Option 1:Diagram3
LT/RH/LoneStar - X15 - Transmission Oil Temperature-Manual Trans-Horizon Option 2:Diagram1
LT/RH/LoneStar - X15 - Transmission Oil Temperature-Manual Trans-Horizon Option 2:Diagram2
LT/RH/LoneStar - X15 - Transmission Oil Temperature-Manual Trans-Horizon Option 2:Diagram3
LT/RH/LoneStar - X15 - Transmission Power Take Off:Diagram1
LT/RH/LoneStar - X15 - Transmission Power Take Off Dual PTO with Clutch Interlock MANUAL:Diagram1
LT/RH/LoneStar - X15 - Transmission Power Take Off Dual Solenoid AUTO:Diagram1
LT/RH/LoneStar - X15 - Transmission Power Take Off W/ Clutch Interlock:Diagram1
LT/RH/LoneStar - X15 - Transmission Shifter (Eaton Endurant and Eaton Procision):Diagram1
LT/RH/LoneStar - X15 - Transmission Shifter (Universal Shifter - Ultrashift+ & FAS):Diagram1
LT/RH/LoneStar - X15 - Transmission SINGLE Power Take Off MANUAL:Diagram1
LT/RH/LoneStar - X15 - Vehicle Acceleration (w/ Two PWR Two GND & Two STS):Diagram1
LT/RH/LoneStar - X15 - Work Lights (2 Blunt Cuts Only W/O Relay) W/Backup W/Manual Trans:Diagram1
LT/RH/LoneStar - X15 - Work Lights (2 Blunt Cuts Only W/O Relay) W/Backup W/Manual Trans:Diagram2
LT/RH/LoneStar - X15 - Work Lights - LED W/ Sw Pack - Customer Supplied - Sleeper W/ RKE W/MAN REV:Diagram1
LT/RH/LoneStar - X15 - Work Lights - LED W/ Sw Pack - Customer Supplied - Sleeper W/ RKE W/MAN REV:Diagram2
LT/RH/LoneStar - X15 - Work Lights - LED W/ Sw Pack - Customer Supplied - Sleeper W/O RKE W/MAN REV:Diagram1
LT/RH/LoneStar - X15 - Work Lights - LED W/ Sw Pack - Customer Supplied - Sleeper W/O RKE W/MAN REV:Diagram2
LT/RH/LoneStar - X15 - Work Lights -LED W/ Sw Pack - Sleeper W/ RKE W/MAN REV:Diagram1
LT/RH/LoneStar - X15 - Work Lights -LED W/ Sw Pack - Sleeper W/O RKE W/MAN REV:Diagram1

LT/RH/LoneStar - X15 - Work Lights W/ Sw Pack - Customer Supplied W/ RKE W/MAN REV:Diagram1
LT/RH/LoneStar - X15 - Work Lights W/ Sw Pack - Customer Supplied W/ RKE W/MAN REV:Diagram2
LT/RH/LoneStar - X15 - Work Lights W/ Sw Pack - Customer Supplied W/O RKE W/MAN REV:Diagram1
LT/RH/LoneStar - X15 - Work Lights W/ Sw Pack - Customer Supplied W/O RKE W/MAN REV:Diagram2
LT/RH/LoneStar X15 - Ambient Air Temperature Option 1:Diagram1
LT/RH/LoneStar X15 - Ambient Air Temperature Option 2:Diagram1
LT/RH/LoneStar X15 - Auto Start Stop Oil Temp Sensor Auto Trans:Diagram1
LT/RH/LoneStar X15 - Auto Start Stop Oil Temp Sensor Manual Trans:Diagram1
LT/RH/LoneStar X15 - Auto Start Stop with Sleeper Auto Climate / Cab Temp with Oil Temp Sensor Auto Trans:Diagram1
LT/RH/LoneStar X15 - Auto Start Stop with Sleeper Auto Climate / Cab Temp with Oil Temp Sensor Manual Trans:Diagram1
LT/RH/LoneStar X15 - Back-Up Alarm (Manual) and UltraShift +:Diagram1
LT/RH/LoneStar X15 - Back-Up Alarm (Manual) and UltraShift +:Diagram2
LT/RH/LoneStar X15 - Back-Up Alarm (Manual) and UltraShift +:Diagram3
LT/RH/LoneStar X15 - Back-Up Alarm (Manual) and UltraShift +:Diagram4
LT/RH/LoneStar X15 - Back-Up Alarm (Manual) (W/ Tail Light Bar Assy):Diagram1
LT/RH/LoneStar X15 - Back-Up Alarm (Manual) (W/ Tail Light Bar Assy):Diagram2
LT/RH/LoneStar X15 - Backup Light (Single Reverse Light) Endurant:Diagram1
LT/RH/LoneStar X15 - Backup Light (Single Reverse Light) Endurant:Diagram2
LT/RH/LoneStar X15 - Backup Light (Single Reverse Light) W/ Allison TC10:Diagram1
LT/RH/LoneStar X15 - Backup Light (Single Reverse Light) W/ Allison TC10:Diagram2
LT/RH/LoneStar X15 - Backup Light Endurant:Diagram1
LT/RH/LoneStar X15 - Backup Light Endurant:Diagram2

LT/RH/LoneStar X15 - Backup Lights (Single Reverse Light) Eaton/Manual Trans:Diagram1
LT/RH/LoneStar X15 - Backup Lights (Single Reverse Light) Eaton/Manual Trans:Diagram2
LT/RH/LoneStar X15 - Endurant Transmission:Diagram1
LT/RH/LoneStar X15 - Heating Ventilation & Air Conditioning (HVAC) Auto Temp Control:Diagram1 - HVAC
LT/RH/LoneStar X15 - Heating Ventilation & Air Conditioning (HVAC) Manual:Diagram1 - HVAC
LT/RH/LoneStar X15 - TC10 Series:Diagram1
LT/RH/LoneStar X15 - Ultrashift Plus:Diagram1
LT/RH/LoneStar X15 - Work Lights LED W/ Sw Pack - Day Cab W/ RKE W/MAN REV:Diagram1
LT/RH/LoneStar X15 - Work Lights LED W/ Sw Pack - Day Cab W/O RKE W/MAN REV:Diagram1
LT/RH/LoneStar X15 - ZVR Splice Packs - 6702 & 6703:Diagram1

Mates 1702

Name	Terminal Part Number	V-Min	Name	Wire Part Number	Wire CSA	Wire Spec	Wire Material description	Wire Color Description	Wire Length	End2 Terminal Part Number	End2 Pin Name	End2 Connect or
2	-	-	YK9AA	3510312 R1	1.16	16.0	Thin Wall XLPE Primary Cable	GREY	715.0	-	-	-
2	-	-	YA9AA	3510312 R1	1.16	16.0	Thin Wall XLPE Primary Cable	GREY	1755.0	-	-	-
2	-	-	KA9AA	3510312 R1	1.16	16.0	Thin Wall XLPE Primary Cable	GREY	689.0	-	-	-
2	-	-	YA9AA	3510312 R1	1.16	16.0	Thin Wall XLPE Primary Cable	GREY	1755.0	-	A	K02-6702

Name	Terminal Part Number	V-Min	Name	Wire Part Number	Wire CSA	Wire Spec	Wire Material description	Wire Color Description	Wire Length	End2 Terminal Part Number	End2 Pin Name	End2 Connector
3	-	-	YB6DB	3510310 R1	0.53	20.0	Thin Wall XLPE Primary Cable	GREY	2870.0	-	4	K02-6201
4	-	-	YB77B	3510298 R1	0.53	20.0	Thin Wall XLPE Primary Cable	LIGHT GREEN	2870.0	-	2	K02-6201
5	-	-	JE28	2643676 R1	0.79	18.0	Std. Wall XLPE Primary Cable	TAN	1625.0	-	B	K06_6703A
5	-	-	MD13AR	2643794 R1	0.79	18.0	Std. Wall XLPE Primary Cable	PINK	2557.0	-	1	K06_6703D
5	-	-	KE28	3510329 R1	0.79	18.0	Thin Wall XLPE Primary Cable	TAN	2330.0	-	A	K02-7303
6	-	-	KP71L	3510317 R1	0.79	18.0	Thin Wall XLPE Primary Cable	ORANGE	2350.0	-	5	K02-7107-ISX
6	-	-	KW71A	2643682 R1	1.16	16.0	Std. Wall XLPE Primary Cable	ORANGE	2850.0	-	A	K02-7500W
7	-	-	KW71B	2643682 R1	1.16	16.0	Std. Wall XLPE Primary Cable	ORANGE	1510.0	-	B	K02-7500W

Name	Terminal Part Number	V-Min	Name	Wire Part Number	Wire CSA	Wire Spec	Wire Material description	Wire Color Description	Wire Length	End2 Terminal Part Number	End2 Pin Name	End2 Connector
7	-	-	KV92#165	3510329 R1	0.79	18.0	Thin Wall XLPE Primary Cable	TAN	2355.0	-	4	K02-7350
7	-	-	KL71K	3510341 R1	0.79	18.0	Thin Wall XLPE Primary Cable	LIGHT BLUE	2350.0	-	1	K02-7107-ISX
7	-	-	PF71B	2643682 R1	1.16	16.0	Std. Wall XLPE Primary Cable	ORANGE	2165.0	-	B	K01-7500T
7	-	-	KW71B	2643682 R1	1.16	16.0	Std. Wall XLPE Primary Cable	ORANGE	1510.0	-	B	K01-7500W
7	-	-	KW71B	2643682 R1	1.16	16.0	Std. Wall XLPE Primary Cable	ORANGE	2850.0	-	B	K02-7500W
7	-	-	KW71B	2643682 R1	1.16	16.0	Std. Wall XLPE Primary Cable	ORANGE	2850.0	-	B	K06_7500W
8	-	-	KH13A	2643691 R1	1.91	14.0	Std. Wall XLPE Primary Cable	PINK	3385.0	-	35	K06_7105A
8	-	-	KV92#163	3510329 R1	0.79	18.0	Thin Wall XLPE Primary Cable	TAN	2355.0	-	16	K02-7350

Name	Terminal Part Number	V-Min	Name	Wire Part Number	Wire CSA	Wire Spec	Wire Material description	Wire Color Description	Wire Length	End2 Terminal Part Number	End2 Pin Name	End2 Connector
8	-	-	KG13A	3510323 R1	0.79	18.0	Thin Wall XLPE Primary Cable	PINK	2720.0	-	10	7106
8	-	-	KL13A	3510324 R1	1.16	16.0	Thin Wall XLPE Primary Cable	PINK	2310.0	-	10	K02-7106-ISX
8	-	-	KH13A	2643691 R1	1.91	14.0	Std. Wall XLPE Primary Cable	PINK	3385.0	-	35	K02-7105
9	-	-	MD10AR	2643674 R1	0.79	18.0	Std. Wall XLPE Primary Cable	WHITE	2557.0	-	2	K06_6703D
10	-	-	KA77	3510300 R1	1.16	16.0	Thin Wall XLPE Primary Cable	LIGHT GREEN	2280.0	-	B	K02-6200
12	-	-	KH92A	2643676 R1	0.79	18.0	Std. Wall XLPE Primary Cable	TAN	2315.0	-	16	K02-7105
12	-	-	TG92A	2643676 R1	0.79	18.0	Std. Wall XLPE Primary Cable	TAN	3385.0	-	16	K06_7105A
13	-	-	KK31	2643676 R1	0.79	18.0	Std. Wall XLPE Primary Cable	TAN	2990.0	-	1	K02-7700K

Name	Terminal Part Number	V-Min	Name	Wire Part Number	Wire CSA	Wire Spec	Wire Material description	Wire Color Description	Wire Length	End2 Terminal Part Number	End2 Pin Name	End2 Connector
13	-	-	TA31	2643676 R1	0.79	18.0	Std. Wall XLPE Primary Cable	TAN	2110.0	-	1	K02-7700T
13	-	-	XA31	2643676 R1	0.79	18.0	Std. Wall XLPE Primary Cable	TAN	2580.0	-	1	K02-7700M
13	-	-	KK31	2643676 R1	0.79	18.0	Std. Wall XLPE Primary Cable	TAN	2990.0	-	1	K06_7700K
14	-	-	KM88	2643678 R1	1.16	16.0	Std. Wall XLPE Primary Cable	LIGHT GREEN	3380.0	-	A	K02-7800
14	-	-	KM88	2643678 R1	1.16	16.0	Std. Wall XLPE Primary Cable	LIGHT GREEN	3380.0	-	A	K06_7800
15	-	-	KA41D	-	0.0	18.0	-	WHITE	0.0	-	10	K06_6022 (C2)
15	-	-	KC41D	3510358 R1	0.53	20.0	Thin Wall XLPE Primary Cable	WHITE	665.0	-	-	-
16	-	-	VK17	2643752 R1	1.16	16.0	Std. Wall XLPE Primary Cable	PINK	1310.0	-	B	K02-6316M-DELCO
16	-	-	LB17	2643752 R1	1.16	16.0	Std. Wall XLPE Primary Cable	PINK	3440.0	-	B	K06_6316M

Name	Terminal Part Number	V-Min	Name	Wire Part Number	Wire CSA	Wire Spec	Wire Material description	Wire Color Description	Wire Length	End2 Terminal Part Number	End2 Pin Name	End2 Connector
16	-	-	VT17	2643752 R1	1.16	16.0	Std. Wall XLPE Primary Cable	PINK	1310.0	-	A	K02-6305-MITS
16	-	-	VS17	2643752 R1	1.16	16.0	Std. Wall XLPE Primary Cable	PINK	3725.0	-	A	K06_6307
18	-	-	KA41E	-	0.0	18.0	-	TAN	0.0	-	28	K06_6022 (C2)
18	-	-	KC41EA	3510329 R1	0.79	18.0	Thin Wall XLPE Primary Cable	TAN	820.0	-	X	-
19	-	-	KH17-GC	2643794 R1	0.79	18.0	Std. Wall XLPE Primary Cable	PINK	3385.0	-	4	K02-7105
19	-	-	KL17-GA	3510329 R1	0.79	18.0	Thin Wall XLPE Primary Cable	TAN	2310.0	-	4	7106
19	-	-	KH17-GC	2643794 R1	0.79	18.0	Std. Wall XLPE Primary Cable	PINK	3385.0	-	4	K06_7105A
19	-	-	KG17-GA	3510359 R1	0.79	18.0	Thin Wall XLPE Primary Cable	WHITE	2720.0	-	4	7106
19	-	-	TD92#134	3510329 R1	0.79	18.0	Thin Wall XLPE Primary Cable	TAN	3555.0	-	34	K01-7150

Name	Terminal Part Number	V-Min	Name	Wire Part Number	Wire CSA	Wire Spec	Wire Material description	Wire Color Description	Wire Length	End2 Terminal Part Number	End2 Pin Name	End2 Connector
20	-	-	KH17B	2643794 R1	0.79	18.0	Std. Wall XLPE Primary Cable	PINK	3385.0	-	32	K02-7105
20	-	-	KV92#141	3510329 R1	0.79	18.0	Thin Wall XLPE Primary Cable	TAN	2379.0	-	20	7350
20	-	-	TD92#141	3510329 R1	0.79	18.0	Thin Wall XLPE Primary Cable	TAN	3555.0	-	41	K06_7150
20	-	-	KL17A	3510353 R1	0.79	18.0	Thin Wall XLPE Primary Cable	DARK BLUE	2310.0	-	14	7106
20	-	-	KH17B	2643794 R1	0.79	18.0	Std. Wall XLPE Primary Cable	PINK	3385.0	-	32	K06_7105A
20	-	-	KG17A	3510323 R1	0.79	18.0	Thin Wall XLPE Primary Cable	PINK	2720.0	-	14	7106
21	-	-	KH17C	3510324 R1	1.16	16.0	Thin Wall XLPE Primary Cable	PINK	3385.0	-	26	K02-7105
21	-	-	KG92A	3510329 R1	0.79	18.0	Thin Wall XLPE Primary Cable	TAN	2720.0	-	9	K06_7106

Name	Terminal Part Number	V-Min	Name	Wire Part Number	Wire CSA	Wire Spec	Wire Material description	Wire Color Description	Wire Length	End2 Terminal Part Number	End2 Pin Name	End2 Connector
21	-	-	TW92C103	3510335 R1	0.79	18.0	Thin Wall XLPE Primary Cable	YELLOW 2	780.0	-	X	-
21	-	-	KL92A	3510329 R1	0.79	18.0	Thin Wall XLPE Primary Cable	TAN	2310.0	-	9	K02-7106-ISX
22	-	-	TK97C	3510346 R1	0.53	20.0	Thin Wall XLPE Primary Cable	VIOLET	1160.0	-	9	K02-6000 (J2)
23	-	-	TK97B	3510346 R1	0.53	20.0	Thin Wall XLPE Primary Cable	VIOLET	1160.0	-	33	K02-6000 (J2)
24	-	-	KA97M	3510346 R1	0.53	20.0	Thin Wall XLPE Primary Cable	VIOLET	1160.0	-	64	K02-6000 (J2)
25	-	-	SD92#117	3510329 R1	0.79	18.0	Thin Wall XLPE Primary Cable	TAN	3555.0	-	17	K06_7150
28	-	-	TK99B	3510346 R1	0.53	20.0	Thin Wall XLPE Primary Cable	VIOLET	1160.0	-	10	K02-6000 (J2)
29	-	-	KA97N	3510346 R1	0.53	20.0	Thin Wall XLPE Primary Cable	VIOLET	1160.0	-	61	K02-6000 (J2)

Name	Terminal Part Number	V-Min	Name	Wire Part Number	Wire CSA	Wire Spec	Wire Material description	Wire Color Description	Wire Length	End2 Terminal Part Number	End2 Pin Name	End2 Connector
30	-	-	GN99D	2643718 R1	0.79	18.0	Std. Wall XLPE Primary Cable	VIOLET	390.0	-	X	-
32	-	-	WV97S	2643718 R1	0.79	18.0	Std. Wall XLPE Primary Cable	VIOLET	1510.0	-	B	K02-7802
32	-	-	KY97S	2643718 R1	0.79	18.0	Std. Wall XLPE Primary Cable	VIOLET	2850.0	-	B	K06_7802
33	-	-	WV97J	2643718 R1	0.79	18.0	Std. Wall XLPE Primary Cable	VIOLET	1510.0	-	A	K02-7802
33	-	-	KY97J	2643718 R1	0.79	18.0	Std. Wall XLPE Primary Cable	VIOLET	2850.0	-	A	K06_7802
34	-	-	WN30BC	2643683 R1	1.16	16.0	Std. Wall XLPE Primary Cable	TAN	3080.0	-	A	K02-2010
37	-	-	KA13B	3510323 R1	0.79	18.0	Thin Wall XLPE Primary Cable	PINK	1160.0	-	5	6000 (J2)
40	-	-	KH92B	2643676 R1	0.79	18.0	Std. Wall XLPE Primary Cable	TAN	2315.0	-	17	K02-7105

Name	Terminal Part Number	V-Min	Name	Wire Part Number	Wire CSA	Wire Spec	Wire Material description	Wire Color Description	Wire Length	End2 Terminal Part Number	End2 Pin Name	End2 Connect or
40	-	-	TG92B	2643676 R1	0.79	18.0	Std. Wall XLPE Primary Cable	TAN	3385.0	-	17	K06_7105A
41	-	-	KN88A	2643718 R1	0.79	18.0	Std. Wall XLPE Primary Cable	VIOLET	3380.0	-	A	K02-7801
41	-	-	KN88A	2643718 R1	0.79	18.0	Std. Wall XLPE Primary Cable	VIOLET	3380.0	-	A	K06_7801
42	-	-	YB77C	3510298 R1	0.53	20.0	Thin Wall XLPE Primary Cable	LIGHT GREEN	2870.0	-	3	K02-6201

Connector Name	1702
Part Number	3595621C1
Instances	Powertrain J1939 (500Kbps) A26:Powertrain Standard J1939 (500Kbps) 2021 A26 Engine
Mates	1702

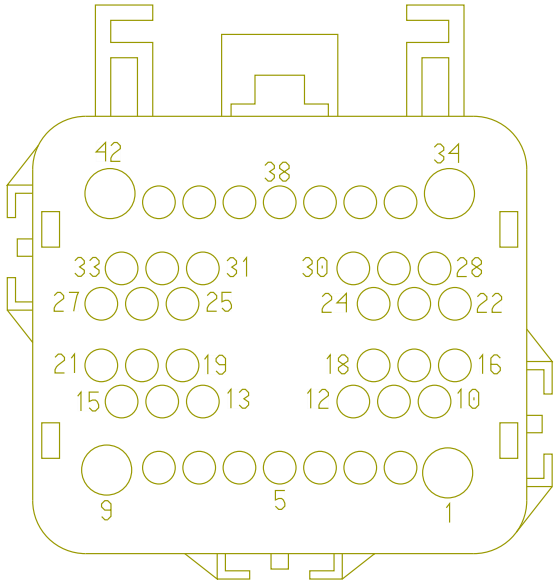

Name	Terminal Part Number	V-Min	Name	Wire Part Number	Wire CSA	Wire Spec	Wire Material description	Wire Color Description	Wire Length	End2 Terminal Part Number	End2 Pin Name	End2 Connect or
11	-	-	WIRE223752	-	0.0	-	-	-	0.0	-	53	1703F
17	-	-	WIRE223753	-	0.0	-	-	-	0.0	-	52	1703F

Connector Name	1702
Part Number	3595621C1
Instances	Powertrain J1939 (500Kbps) Eaton Ultrashift+ Transmission X15:Powertrain J1939 (500kbps) Eaton Ultrashift+ X15
Mates	1702

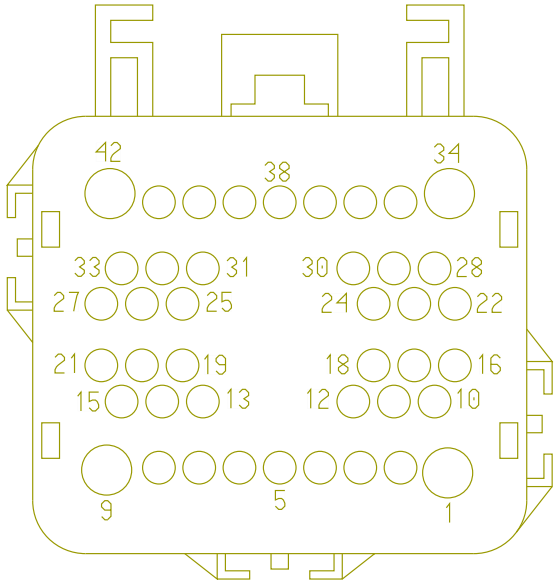

Name	Terminal Part Number	V-Min	Name	Wire Part Number	Wire CSA	Wire Spec	Wire Material description	Wire Color Description	Wire Length	End2 Terminal Part Number	End2 Pin Name	End2 Connect or
11	-	-	WIRE223752	-	0.0	-	-	-	0.0	-	53	1703F
17	-	-	WIRE223753	-	0.0	-	-	-	0.0	-	52	1703F

Connector Name	1702
Part Number	3595621C1
Instances	Powertrain J1939 (500Kbps) Endurant Transmission X15:Powertrain J1939 (500kbps) Endurant Transmission X15
Mates	1702

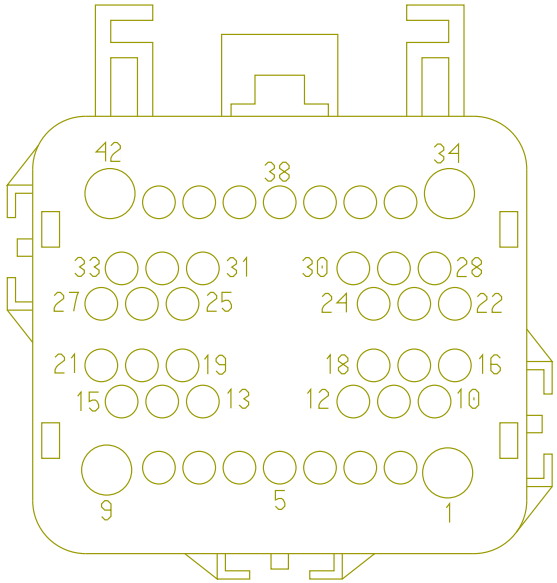

Name	Terminal Part Number	V-Min	Name	Wire Part Number	Wire CSA	Wire Spec	Wire Material description	Wire Color Description	Wire Length	End2 Terminal Part Number	End2 Pin Name	End2 Connect or
11	-	-	WIRE223752	-	0.0	-	-	-	0.0	-	53	1703F
17	-	-	WIRE223753	-	0.0	-	-	-	0.0	-	52	1703F

Connector Name	1702
Part Number	3595621C1
Instances	Powertrain J1939 (500Kbps) Manual Transmission X15:Powertrain Standard J1939 (500kbps) Manual Transmission X15
Mates	1702

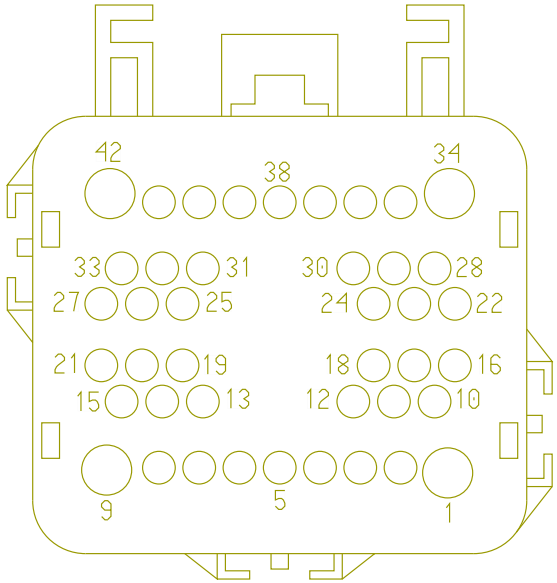

Name	Terminal Part Number	V-Min	Name	Wire Part Number	Wire CSA	Wire Spec	Wire Material description	Wire Color Description	Wire Length	End2 Terminal Part Number	End2 Pin Name	End2 Connect or
11	-	-	WIRE223752	-	0.0	-	-	-	0.0	-	53	1703F
17	-	-	WIRE223753	-	0.0	-	-	-	0.0	-	52	1703F

Connector Name	1702
Part Number	3595621C1
Instances	Powertrain J1939 (500Kbps) TC10 Transmission X15:Powertrain J1939 (500kbps) TC10 Transmission X15
Mates	1702

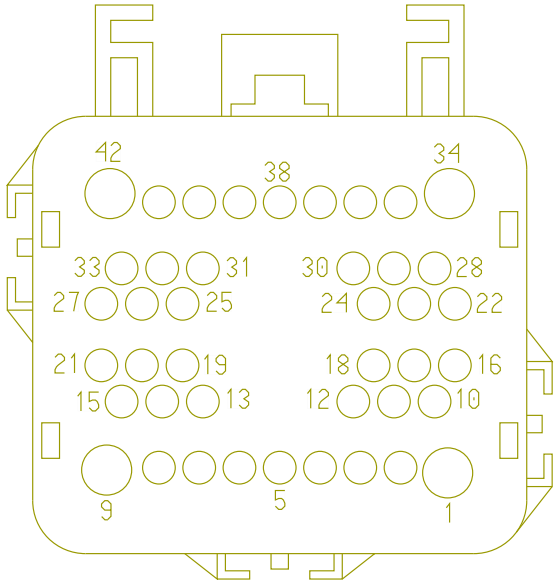

Name	Terminal Part Number	V-Min	Name	Wire Part Number	Wire CSA	Wire Spec	Wire Material description	Wire Color Description	Wire Length	End2 Terminal Part Number	End2 Pin Name	End2 Connect or
11	-	-	WIRE223752	-	0.0	-	-	-	0.0	-	53	1703F
17	-	-	WIRE223753	-	0.0	-	-	-	0.0	-	52	1703F

Connector Name	1702
Part Number	3595621C1
Short Description	IP/Engine
Instances	LoneStar - X15 - Body Builder Lighting - (BOC EOF In Cab) (8HAB 8HAE 8HAU) (Manual):Diagram1 LoneStar - X15 - Body Builder Lighting - (BOC EOF In Cab) (8HAB 8HAE 8HAU) (Manual):Diagram2 LT/RH X15 - Backup Light (Dual Reverse Light) Allison-TC10:Diagram1 LT/RH X15 - Backup Light (Dual Reverse Light) Allison-TC10:Diagram2 LT/RH X15 - Backup Light (Dual Reverse LT) Procosion/ Endurant:Diagram1 LT/RH X15 - Backup Light (Dual Reverse LT) Procosion/ Endurant:Diagram2 LT/RH X15 - Backup Light (Reverse Light) Allison TC10:Diagram1 LT/RH X15 - Backup Light (Reverse Light) Allison TC10:Diagram2 LT/RH X15 - Backup Light (Single Reverse Light) Allison TC10:Diagram1 LT/RH X15 - Backup Light (Single Reverse Light) Allison TC10:Diagram2 LT/RH X15 - Backup Light (Single Reverse Light) Endurant:Diagram1 LT/RH X15 - Backup Light (Single Reverse Light) Endurant:Diagram2 LT/RH X15 - Backup Lights (Dual Reverse Light) Eaton/Manual Trans:Diagram1 LT/RH X15 - Backup Lights (Dual Reverse Light) Eaton/Manual Trans:Diagram2 LT/RH X15 - Backup Lights (Reverse Light) Eaton/Manual Trans:Diagram1 LT/RH X15 - Backup Lights (Reverse Light) Eaton/Manual Trans:Diagram2 LT/RH X15 - Backup Lights (Reverse Lights) Eaton/Manual Trans:Diagram1 LT/RH X15 - Backup Lights (Reverse Lights) Eaton/Manual Trans:Diagram2 LT/RH X15 - Backup Lights (Single Reverse Light) Eaton/Manual Trans:Diagram1 LT/RH X15 - Backup Lights (Single Reverse Light) Eaton/Manual Trans:Diagram2

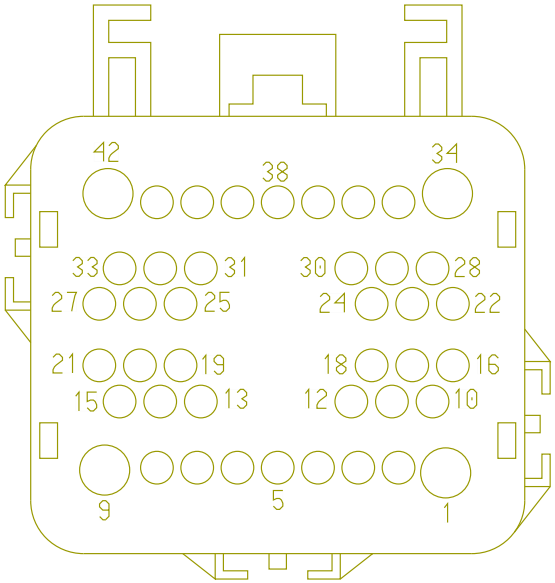

LT/RH - 2021 A26 - Transmission Shifter (Eaton Endurant and Eaton Procision):Diagram1
LT/RH - 2021 A26 - Transmission Shifter (Universal Stalk Shifter - Allison 3K/4K):Diagram1
LT/RH - 2021 A26 - Transmission Shifter (Universal Stalk Shifter, Ultrashift):Diagram1
LT/RH - A26 - Air Filter Flow Restriction Monitoring:Diagram1
LT/RH - A26 - Air Filter Flow Restriction Monitoring (LED Indicator):Diagram1
LT/RH - A26 - Ambient Temperature (Mirror Sensor):Diagram1
LT/RH - A26 - Auto Neutral (Allison with Multiplex Switch and Confirmation Telltale):Diagram1
LT/RH - A26 - Back of Cab Aux Work Light (2 blunt cuts without relay) (Backup with Manual Trans- not Endurant):Diagram1
LT/RH - A26 - Back of Cab Aux Work Light (2 blunt cuts without relay) (Backup with Manual Trans- not Endurant):Diagram2
LT/RH - A26 - Cranking (Starter) (BCM Controlled & N/ Wired Thermal Over-Crank):Diagram1
LT/RH - A26 - Cranking (Starter) (BCM Controlled & N/ Wired Thermal Overcrank):Diagram1
LT/RH - A26 - Cranking (Starter) (BCM Controlled & W/ Wired Thermal Over-crank):Diagram1
LT/RH - A26 - Cranking (Starter) (BCM Controlled & W/ Wired Thermal Overcrank):Diagram1
LT/RH - A26 - Starter Interlock (BCM HSD Controlled w/ Relay & N/ Neutral Switch):Diagram1
LT/RH - A26 - Starter Interlock (BCM HSD Controlled W/ Relay & W/ Neutral Switch):Diagram1
LT/RH - A26 - Starter Interlock (BCM HSD CTRL W/ Clutch Switch W/ Neutral Switch):Diagram1
LT/RH - A26 - Starter Interlocks (BCM controlled with input from Allison TCM:Diagram1
LT/RH - A26 - Starter Interlocks (Service Brake Interlock):Diagram1
LT/RH - A26 - Transmission Oil Temperature (Manual Trans W/ Aux Gauge):Diagram1
LT/RH - A26 - Transmission Oil Temperature (Manual Trans):Diagram1
LT/RH - A26 - Transmission Power Take Off (Active Low Feedback):Diagram1
LT/RH - A26 - Transmission Power Take Off (Dual PTO W/ 42 Parameters & W/ Manual Trans):Diagram1
LT/RH - A26 - Work Lights (2 Blunt Cuts Only W/O Relay) W/ Backup W/Manual Trans Day Cab:Diagram1

LT/RH - A26 - Work Lights (2 Blunt Cuts Only W/O Relay) W/ Backup W/Manual Trans Day Cab:Diagram2
LT/RH - A26 - Work Lights (2 Blunt Cuts Only W/O Relay) W/ Backup W/Manual Trans Day Cab:Diagram3
LT/RH - A26 - Work Lights (2 Blunt Cuts Only W/O Relay) W/ Backup W/Manual Trans Day Cab:Diagram4
LT/RH - A26 - Work Lights - LED W/ Sw Pack - Customer Supplied - Sleeper W/ RKE W/MAN REV:Diagram1
LT/RH - A26 - Work Lights - LED W/ Sw Pack - Customer Supplied - Sleeper W/ RKE W/MAN REV:Diagram2
LT/RH - A26 - Work Lights - LED W/ Sw Pack - Customer Supplied - Sleeper W/ RKE W/MAN REV:Diagram3
LT/RH - A26 - Work Lights - LED W/ Sw Pack - Customer Supplied - Sleeper W/ RKE W/MAN REV:Diagram4
LT/RH - A26 - Work Lights - LED W/ Sw Pack - Customer Supplied - Sleeper W/O RKE W/MAN REV:Diagram1
LT/RH - A26 - Work Lights - LED W/ Sw Pack - Customer Supplied - Sleeper W/O RKE W/MAN REV:Diagram2
LT/RH - A26 - Work Lights - LED W/ Sw Pack - Customer Supplied - Sleeper W/O RKE W/MAN REV:Diagram3
LT/RH - A26 - Work Lights - LED W/ Sw Pack - Customer Supplied - Sleeper W/O RKE W/MAN REV:Diagram4
LT/RH - A26 - Work Lights -LED W/ Sw Pack - Sleeper W/ RKE W/MAN REV:Diagram1
LT/RH - A26 - Work Lights -LED W/ Sw Pack - Sleeper W/ RKE W/MAN REV:Diagram2
LT/RH - A26 - Work Lights -LED W/ Sw Pack - Sleeper W/O RKE W/MAN REV:Diagram1
LT/RH - A26 - Work Lights -LED W/ Sw Pack - Sleeper W/O RKE W/MAN REV:Diagram2
LT/RH - A26 - Work Lights LED W/ Sw Pack - Day Cab W/ RKE W/MAN REV:Diagram1
LT/RH - A26 - Work Lights LED W/ Sw Pack - Day Cab W/ RKE W/MAN REV:Diagram2
LT/RH - A26 - Work Lights LED W/ Sw Pack - Day Cab W/O RKE W/MAN REV:Diagram1
LT/RH - A26 - Work Lights LED W/ Sw Pack - Day Cab W/O RKE W/MAN REV:Diagram2
LT/RH - A26 - Work Lights W/ Sw Pack - Customer Supplied W/ RKE W/MAN REV:Diagram1
LT/RH - A26 - Work Lights W/ Sw Pack - Customer Supplied W/ RKE W/MAN REV:Diagram2
LT/RH - A26 - Work Lights W/ Sw Pack - Customer Supplied W/ RKE W/MAN REV:Diagram3

LT/RH - A26 - Work Lights W/ Sw Pack - Customer Supplied W/ RKE W/MAN REV:Diagram4
LT/RH - A26 - Work Lights W/ Sw Pack - Customer Supplied W/ O RKE W/MAN REV:Diagram1
LT/RH - A26 - Work Lights W/ Sw Pack - Customer Supplied W/ O RKE W/MAN REV:Diagram2
LT/RH - A26 - Work Lights W/ Sw Pack - Customer Supplied W/ O RKE W/MAN REV:Diagram3
LT/RH - A26 - Work Lights W/ Sw Pack - Customer Supplied W/ O RKE W/MAN REV:Diagram4
LT/RH - X15 - Body Builder Lighting - (BOC EOF In Cab) (8HAB 8HAE 8HAU) (Manual):Diagram1
LT/RH - X15 - Body Builder Lighting - (BOC EOF In Cab) (8HAB 8HAE 8HAU) (Manual):Diagram2
LT/RH A26 - Back-Up Alarm (Manual) and UltraShift+:Diagram1
LT/RH A26 - Back-Up Alarm (Manual) and UltraShift+:Diagram2
LT/RH A26 - Back-Up Alarm (Manual) and UltraShift+:Diagram3
LT/RH A26 - Back-Up Alarm (Manual) and UltraShift+:Diagram4
LT/RH A26 - Back-Up Alarm (Manual) and UltraShift+:Diagram5
LT/RH A26 - Back-Up Alarm (Manual) and UltraShift+:Diagram6
LT/RH A26 - Back-Up Alarm (Manual) and UltraShift+:Diagram7
LT/RH A26 - Back-Up Alarm (Manual) and UltraShift+:Diagram8
LT/RH A26 - Back-Up Alarm (Manual) (W/ Tail Light Bar Assy):Diagram1
LT/RH A26 - Back-Up Alarm (Manual) (W/ Tail Light Bar Assy):Diagram2
LT/RH A26 - Back-Up Alarm (Manual) (W/ Tail Light Bar Assy):Diagram3
LT/RH A26 - Back-Up Alarm (Manual) (W/ Tail Light Bar Assy):Diagram4
LT/RH/LoneStar - Cummins X15 ECM:Diagram1
LT/RH/LoneStar - X15 - Air Flow Restriction Monitoring:Diagram1
LT/RH/LoneStar - X15 - Cranking (Starter) GEN4 BODY CONTROL MODULE W/ Thermal Overcrank - External Switch:Diagram1
LT/RH/LoneStar - X15 - Cranking (Starter) GEN4 BODY CONTROL MODULE W/O Thermal Overcrank Wiring:Diagram1
LT/RH/LoneStar - X15 - Starter Interlock (BCM HSD controlled W/ Clutch Switch W/ Auto Start Stop):Diagram1
LT/RH/LoneStar - X15 - Starter Interlock (BCM LSD Controlled w/ Relay)_EATON XMSN:Diagram1
LT/RH/LoneStar - X15 - Starter Interlocks (Service Brake Interlock):Diagram1

LT/RH/LoneStar - X15 - Starter Interlocks ISX TC10:Diagram1
LT/RH/LoneStar - X15 - Transmission Oil Temperature-Manual Trans-Horizon Option 1:Diagram1
LT/RH/LoneStar - X15 - Transmission Oil Temperature-Manual Trans-Horizon Option 1:Diagram2
LT/RH/LoneStar - X15 - Transmission Oil Temperature-Manual Trans-Horizon Option 1:Diagram3
LT/RH/LoneStar - X15 - Transmission Oil Temperature-Manual Trans-Horizon Option 2:Diagram1
LT/RH/LoneStar - X15 - Transmission Oil Temperature-Manual Trans-Horizon Option 2:Diagram2
LT/RH/LoneStar - X15 - Transmission Oil Temperature-Manual Trans-Horizon Option 2:Diagram3
LT/RH/LoneStar - X15 - Transmission Power Take Off:Diagram1
LT/RH/LoneStar - X15 - Transmission Power Take Off Dual PTO with Clutch Interlock MANUAL:Diagram1
LT/RH/LoneStar - X15 - Transmission Power Take Off Dual Solenoid AUTO:Diagram1
LT/RH/LoneStar - X15 - Transmission Power Take Off W/ Clutch Interlock:Diagram1
LT/RH/LoneStar - X15 - Transmission Shifter (Eaton Endurant and Eaton Procision):Diagram1
LT/RH/LoneStar - X15 - Transmission Shifter (Universal Shifter - Ultrashift+ & FAS):Diagram1
LT/RH/LoneStar - X15 - Transmission SINGLE Power Take Off MANUAL:Diagram1
LT/RH/LoneStar - X15 - Vehicle Acceleration (w/ Two PWR Two GND & Two STS):Diagram1
LT/RH/LoneStar - X15 - Work Lights (2 Blunt Cuts Only W/O Relay) W/Backup W/Manual Trans:Diagram1
LT/RH/LoneStar - X15 - Work Lights (2 Blunt Cuts Only W/O Relay) W/Backup W/Manual Trans:Diagram2
LT/RH/LoneStar - X15 - Work Lights - LED W/ Sw Pack - Customer Supplied - Sleeper W/ RKE W/MAN REV:Diagram1
LT/RH/LoneStar - X15 - Work Lights - LED W/ Sw Pack - Customer Supplied - Sleeper W/ RKE W/MAN REV:Diagram2
LT/RH/LoneStar - X15 - Work Lights - LED W/ Sw Pack - Customer Supplied - Sleeper W/O RKE W/MAN REV:Diagram1
LT/RH/LoneStar - X15 - Work Lights - LED W/ Sw Pack - Customer Supplied - Sleeper W/O RKE W/MAN REV:Diagram2
LT/RH/LoneStar - X15 - Work Lights -LED W/ Sw Pack - Sleeper W/ RKE W/MAN REV:Diagram1
LT/RH/LoneStar - X15 - Work Lights -LED W/ Sw Pack - Sleeper W/O RKE W/MAN REV:Diagram1

LT/RH/LoneStar - X15 - Work Lights W/ Sw Pack - Customer Supplied W/ RKE W/MAN REV:Diagram1
LT/RH/LoneStar - X15 - Work Lights W/ Sw Pack - Customer Supplied W/ RKE W/MAN REV:Diagram2
LT/RH/LoneStar - X15 - Work Lights W/ Sw Pack - Customer Supplied W/O RKE W/MAN REV:Diagram1
LT/RH/LoneStar - X15 - Work Lights W/ Sw Pack - Customer Supplied W/O RKE W/MAN REV:Diagram2
LT/RH/LoneStar X15 - Ambient Air Temperature Option 1:Diagram1
LT/RH/LoneStar X15 - Ambient Air Temperature Option 2:Diagram1
LT/RH/LoneStar X15 - Auto Start Stop Oil Temp Sensor Auto Trans:Diagram1
LT/RH/LoneStar X15 - Auto Start Stop Oil Temp Sensor Manual Trans:Diagram1
LT/RH/LoneStar X15 - Auto Start Stop with Sleeper Auto Climate / Cab Temp with Oil Temp Sensor Auto Trans:Diagram1
LT/RH/LoneStar X15 - Auto Start Stop with Sleeper Auto Climate / Cab Temp with Oil Temp Sensor Manual Trans:Diagram1
LT/RH/LoneStar X15 - Back-Up Alarm (Manual) and UltraShift +:Diagram1
LT/RH/LoneStar X15 - Back-Up Alarm (Manual) and UltraShift +:Diagram2
LT/RH/LoneStar X15 - Back-Up Alarm (Manual) and UltraShift +:Diagram3
LT/RH/LoneStar X15 - Back-Up Alarm (Manual) and UltraShift +:Diagram4
LT/RH/LoneStar X15 - Back-Up Alarm (Manual) (W/ Tail Light Bar Assy):Diagram1
LT/RH/LoneStar X15 - Back-Up Alarm (Manual) (W/ Tail Light Bar Assy):Diagram2
LT/RH/LoneStar X15 - Backup Light (Single Reverse Light) Endurant:Diagram1
LT/RH/LoneStar X15 - Backup Light (Single Reverse Light) Endurant:Diagram2
LT/RH/LoneStar X15 - Backup Light (Single Reverse Light) W/ Allison TC10:Diagram1
LT/RH/LoneStar X15 - Backup Light (Single Reverse Light) W/ Allison TC10:Diagram2
LT/RH/LoneStar X15 - Backup Light Endurant:Diagram1
LT/RH/LoneStar X15 - Backup Light Endurant:Diagram2

LT/RH/LoneStar X15 - Backup Lights (Single Reverse Light) Eaton/Manual Trans:Diagram1
LT/RH/LoneStar X15 - Backup Lights (Single Reverse Light) Eaton/Manual Trans:Diagram2
LT/RH/LoneStar X15 - Endurant Transmission:Diagram1
LT/RH/LoneStar X15 - Heating Ventilation & Air Conditioning (HVAC) Auto Temp Control:Diagram1 - HVAC
LT/RH/LoneStar X15 - Heating Ventilation & Air Conditioning (HVAC) Manual:Diagram1 - HVAC
LT/RH/LoneStar X15 - TC10 Series:Diagram1
LT/RH/LoneStar X15 - Ultrashift Plus:Diagram1
LT/RH/LoneStar X15 - Work Lights LED W/ Sw Pack - Day Cab W/ RKE W/MAN REV:Diagram1
LT/RH/LoneStar X15 - Work Lights LED W/ Sw Pack - Day Cab W/O RKE W/MAN REV:Diagram1
LT/RH/LoneStar X15 - ZVR Splice Packs - 6702 & 6703:Diagram1

Mates 1702

Name	Terminal Part Number	V-Min	Name	Wire Part Number	Wire CSA	Wire Spec	Wire Material description	Wire Color Description	Wire Length	End2 Terminal Part Number	End2 Pin Name	End2 Connect or
2	-	-	AA9E	3510311 R1	0.79	18.0	Thin Wall XLPE Primary Cable	GREY	1535.0	-	X	-
3	-	-	3H6DBJ	3510310 R1	0.53	20.0	Thin Wall XLPE Primary Cable	GREY	1860.0	-	19	1703F
4	-	-	3H77BJ	3510298 R1	0.53	20.0	Thin Wall XLPE Primary Cable	LIGHT GREEN	1860.0	-	20	1703F
5	-	-	AU28B	3510329 R1	0.79	18.0	Thin Wall XLPE Primary Cable	TAN	1860.0	-	18	1700F

Name	Terminal Part Number	V-Min	Name	Wire Part Number	Wire CSA	Wire Spec	Wire Material description	Wire Color Description	Wire Length	End2 Terminal Part Number	End2 Pin Name	End2 Connector
5	-	-	WM13ARA	3510323 R1	0.79	18.0	Thin Wall XLPE Primary Cable	PINK	1869.0	-	18	1703F
5	-	-	AU28B	3510329 R1	0.79	18.0	Thin Wall XLPE Primary Cable	TAN	1860.0	-	18	1703F
6	-	-	BJ92R2J	3510329 R1	0.79	18.0	Thin Wall XLPE Primary Cable	TAN	1860.0	-	66	1703F
6	-	-	BP71	3510318 R1	1.16	16.0	Thin Wall XLPE Primary Cable	ORANGE	1860.0	-	66	1703F
7	-	-	EY71BJ	3510318 R1	1.16	16.0	Thin Wall XLPE Primary Cable	ORANGE	1860.0	-	44	1703F
7	-	-	3T92#165	3510329 R1	0.79	18.0	Thin Wall XLPE Primary Cable	TAN	1860.0	-	45	1703F
7	-	-	BP71BJ	3510318 R1	1.16	16.0	Thin Wall XLPE Primary Cable	ORANGE	1860.0	-	44	1703F
7	-	-	BJ92T1J	3510329 R1	0.79	18.0	Thin Wall XLPE Primary Cable	TAN	1860.0	-	45	1703F

Name	Terminal Part Number	V-Min	Name	Wire Part Number	Wire CSA	Wire Spec	Wire Material description	Wire Color Description	Wire Length	End2 Terminal Part Number	End2 Pin Name	End2 Connector
8	-	-	AZ92#163	3510324 R1	1.16	16.0	Thin Wall XLPE Primary Cable	PINK	1869.0	-	42	1703F
8	-	-	AZ13AJ	2643752 R1	1.16	16.0	Std. Wall XLPE Primary Cable	PINK	1860.0	-	42	1703F
8	-	-	GY92#163	3510324 R1	1.16	16.0	Thin Wall XLPE Primary Cable	PINK	1860.0	-	42	1703F
9	-	-	WM10ARA	3510359 R1	0.79	18.0	Thin Wall XLPE Primary Cable	WHITE	1869.0	-	27	1703F
10	-	-	AA77J	2643678 R1	1.16	16.0	Std. Wall XLPE Primary Cable	LIGHT GREEN	1860.0	-	65	1703F
12	-	-	MN92J	3510329 R1	0.79	18.0	Thin Wall XLPE Primary Cable	TAN	1860.0	-	33	1703F
13	-	-	DS31	3510329 R1	0.79	18.0	Thin Wall XLPE Primary Cable	TAN	1860.0	-	61	1703F
14	-	-	FC88J	3510299 R1	0.79	18.0	Thin Wall XLPE Primary Cable	LIGHT GREEN	1860.0	-	60	1703F

Name	Terminal Part Number	V-Min	Name	Wire Part Number	Wire CSA	Wire Spec	Wire Material description	Wire Color Description	Wire Length	End2 Terminal Part Number	End2 Pin Name	End2 Connector
14	-	-	FD88J	3510299 R1	0.79	18.0	Thin Wall XLPE Primary Cable	LIGHT GREEN	1860.0	-	60	1703F
15	-	-	HZ41E	3510329 R1	0.79	18.0	Thin Wall XLPE Primary Cable	TAN	1860.0	-	24	1703F
16	-	-	GP17BA	3510324 R1	1.16	16.0	Thin Wall XLPE Primary Cable	PINK	1860.0	-	29	1703F
16	-	-	AF17B	2643752 R1	1.16	16.0	Std. Wall XLPE Primary Cable	PINK	200.0	-	X	-
18	-	-	HZ41D	3510329 R1	0.79	18.0	Thin Wall XLPE Primary Cable	TAN	1860.0	-	25	1703F
19	-	-	AZ92-GCJ	3510359 R1	0.79	18.0	Thin Wall XLPE Primary Cable	WHITE	1860.0	-	21	1703F
19	-	-	GY92-GCJ	3510329 R1	0.79	18.0	Thin Wall XLPE Primary Cable	TAN	1869.0	-	21	1703F
20	-	-	AZ92BJ	3510329 R1	0.79	18.0	Thin Wall XLPE Primary Cable	TAN	1860.0	-	28	1703F

Name	Terminal Part Number	V-Min	Name	Wire Part Number	Wire CSA	Wire Spec	Wire Material description	Wire Color Description	Wire Length	End2 Terminal Part Number	End2 Pin Name	End2 Connector
20	-	-	GY92#141	3510329 R1	0.79	18.0	Thin Wall XLPE Primary Cable	TAN	1860.0	-	28	1703F
20	-	-	AZ92#141	3510329 R1	0.79	18.0	Thin Wall XLPE Primary Cable	TAN	1869.0	-	28	1703F
21	-	-	AF17C	2643752 R1	1.16	16.0	Std. Wall XLPE Primary Cable	PINK	200.0	-	X	-
21	-	-	2T92ZBJ	3510329 R1	0.79	18.0	Thin Wall XLPE Primary Cable	TAN	1860.0	-	26	1703F
21	-	-	MD92#103J	3510329 R1	0.79	18.0	Thin Wall XLPE Primary Cable	TAN	1860.0	-	30	1703F
22	-	-	AA97CJ	3510347 R1	0.79	18.0	Thin Wall XLPE Primary Cable	VIOLET	1860.0	-	49	1703F
23	-	-	AA97BJ	3510347 R1	0.79	18.0	Thin Wall XLPE Primary Cable	VIOLET	1860.0	-	36	1703F
24	-	-	AA99D	3510347 R1	0.79	18.0	Thin Wall XLPE Primary Cable	VIOLET	1860.0	-	48	1703F

Name	Terminal Part Number	V-Min	Name	Wire Part Number	Wire CSA	Wire Spec	Wire Material description	Wire Color Description	Wire Length	End2 Terminal Part Number	End2 Pin Name	End2 Connector
25	-	-	MD92#117J	3510329 R1	0.79	18.0	Thin Wall XLPE Primary Cable	TAN	1860.0	-	31	1703F
28	-	-	AA99BJ	3510347 R1	0.79	18.0	Thin Wall XLPE Primary Cable	VIOLET	1860.0	-	47	1703F
29	-	-	AA97N	3510347 R1	0.79	18.0	Thin Wall XLPE Primary Cable	VIOLET	1860.0	-	37	1703F
30	-	-	AA97M	3510347 R1	0.79	18.0	Thin Wall XLPE Primary Cable	VIOLET	1860.0	-	38	1703F
32	-	-	DT104ALJ	3510354 R1	1.16	16.0	Thin Wall XLPE Primary Cable	DARK BLUE	1860.0	-	40	1703F
33	-	-	DT104-GAJ	3510360 R1	1.16	16.0	Thin Wall XLPE Primary Cable	WHITE	1860.0	-	22	1703F
34	-	-	HA30BJ	3510330 R1	1.16	16.0	Thin Wall XLPE Primary Cable	TAN	1860.0	-	16	1703F
37	-	-	EH97FA	3510348 R1	1.16	16.0	Thin Wall XLPE Primary Cable	VIOLET	1860.0	-	54	1703F

Name	Terminal Part Number	V-Min	Name	Wire Part Number	Wire CSA	Wire Spec	Wire Material description	Wire Color Description	Wire Length	End2 Terminal Part Number	End2 Pin Name	End2 Connect or
40	-	-	MN92AJ	3510311 R1	0.79	18.0	Thin Wall XLPE Primary Cable	GREY	1860.0	-	34	1703F
41	-	-	FE88AJ	3510299 R1	0.79	18.0	Thin Wall XLPE Primary Cable	LIGHT GREEN	1860.0	-	59	1703F
42	-	-	3H77BAJ	3510299 R1	0.79	18.0	Thin Wall XLPE Primary Cable	LIGHT GREEN	1860.0	-	23	1703F

Connector Name 1703F

Part Number 3595624C1

Instances Powertrain J1939 (500Kbps) A26:Powertrain Standard J1939 (500Kbps) 2021 A26 Engine

Mates 1703M

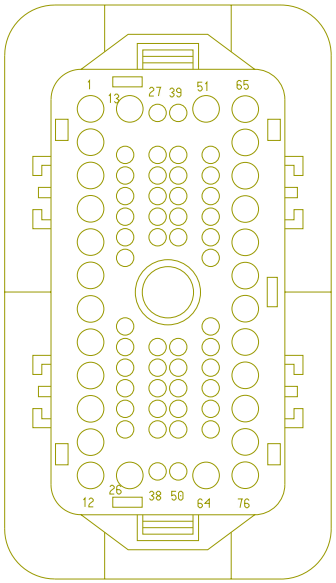

Name	Terminal Part Number	V-Min	Name	Wire Part Number	Wire CSA	Wire Spec	Wire Material description	Wire Color Description	Wire Length	End2 Terminal Part Number	End2 Pin Name	End2 Connect or
52	-	-	WIRE223753	-	0.0	-	-	-	0.0	-	17	1702
53	-	-	WIRE223752	-	0.0	-	-	-	0.0	-	11	1702

Connector Name 1703F

Part Number 3595624C1

Instances Powertrain J1939 (500Kbps) Eaton Ultrashift+ Transmission
X15:Powertrain J1939 (500kbps) Eaton Ultrashift+ X15

Mates 1703M

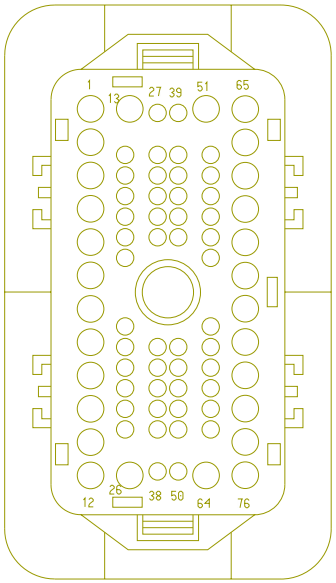

Name	Terminal Part Number	V-Min	Name	Wire Part Number	Wire CSA	Wire Spec	Wire Material description	Wire Color Description	Wire Length	End2 Terminal Part Number	End2 Pin Name	End2 Connect or
52	-	-	WIRE223753	-	0.0	-	-	-	0.0	-	17	1702
53	-	-	WIRE223752	-	0.0	-	-	-	0.0	-	11	1702

Connector Name 1703F

Part Number 3595624C1

Instances Powertrain J1939 (500Kbps) Endurant Transmission
X15:Powertrain J1939 (500kbps) Endurant Transmission X15

Mates 1703M

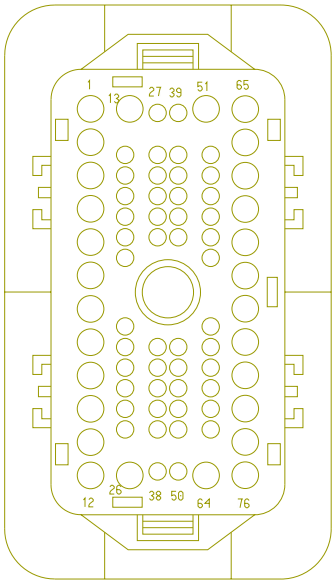

Name	Terminal Part Number	V-Min	Name	Wire Part Number	Wire CSA	Wire Spec	Wire Material description	Wire Color Description	Wire Length	End2 Terminal Part Number	End2 Pin Name	End2 Connect or
52	-	-	WIRE223753	-	0.0	-	-	-	0.0	-	17	1702
53	-	-	WIRE223752	-	0.0	-	-	-	0.0	-	11	1702

Connector Name	1703F
Part Number	3595624C1
Instances	Powertrain J1939 (500Kbps) Manual Transmission X15:Powertrain Standard J1939 (500kbps) Manual Transmission X15
Mates	1703M

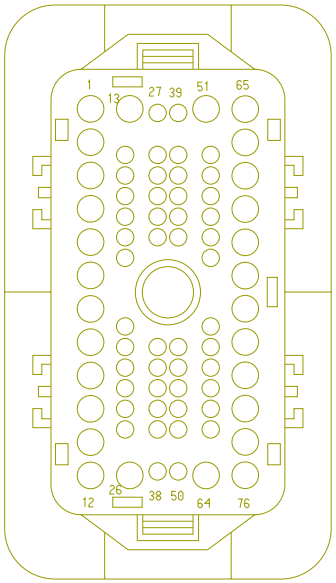

Name	Terminal Part Number	V-Min	Name	Wire Part Number	Wire CSA	Wire Spec	Wire Material description	Wire Color Description	Wire Length	End2 Terminal Part Number	End2 Pin Name	End2 Connect or
52	-	-	WIRE223753	-	0.0	-	-	-	0.0	-	17	1702
53	-	-	WIRE223752	-	0.0	-	-	-	0.0	-	11	1702

Connector Name 1703F

Part Number 3595624C1

Instances Powertrain J1939 (500Kbps) TC10 Transmission X15:Powertrain J1939 (500kbps) TC10 Transmission X15

Mates 1703M

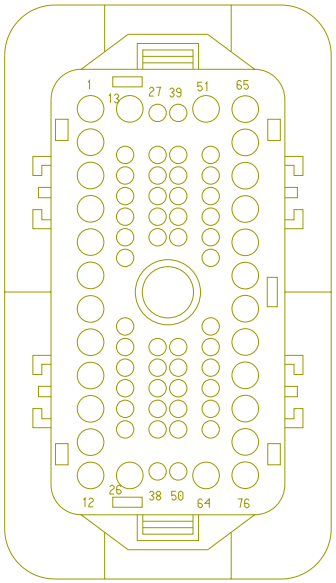

Name	Terminal Part Number	V-Min	Name	Wire Part Number	Wire CSA	Wire Spec	Wire Material description	Wire Color Description	Wire Length	End2 Terminal Part Number	End2 Pin Name	End2 Connect or
52	-	-	WIRE223753	-	0.0	-	-	-	0.0	-	17	1702
53	-	-	WIRE223752	-	0.0	-	-	-	0.0	-	11	1702

Connector Name	1703F
Part Number	3595624C1
Instances	LoneStar - X15 - Body Builder Lighting - (BOC EOF In Cab) (8HAB 8HAE 8HAU) (Manual):Diagram1 LoneStar - X15 - Body Builder Lighting - (BOC EOF In Cab) (8HAB 8HAE 8HAU) (Manual):Diagram2 LT/RH X15 - Backup Light (Dual Reverse Light) Allison-TC10:Diagram1 LT/RH X15 - Backup Light (Dual Reverse Light) Allison-TC10:Diagram2 LT/RH X15 - Backup Light (Dual Reverse LT) Procosion/ Endurant:Diagram1 LT/RH X15 - Backup Light (Dual Reverse LT) Procosion/ Endurant:Diagram2 LT/RH X15 - Backup Light (Reverse Light) Allison TC10:Diagram1 LT/RH X15 - Backup Light (Reverse Light) Allison TC10:Diagram2 LT/RH X15 - Backup Light (Single Reverse Light) Allison TC10:Diagram1 LT/RH X15 - Backup Light (Single Reverse Light) Allison TC10:Diagram2 LT/RH X15 - Backup Light (Single Reverse Light) Endurant:Diagram1 LT/RH X15 - Backup Light (Single Reverse Light) Endurant:Diagram2 LT/RH X15 - Backup Lights (Dual Reverse Light) Eaton/Manual Trans:Diagram1 LT/RH X15 - Backup Lights (Dual Reverse Light) Eaton/Manual Trans:Diagram2 LT/RH X15 - Backup Lights (Reverse Light) Eaton/Manual Trans:Diagram1 LT/RH X15 - Backup Lights (Reverse Light) Eaton/Manual Trans:Diagram2 LT/RH X15 - Backup Lights (Reverse Lights) Eaton/Manual Trans:Diagram1 LT/RH X15 - Backup Lights (Reverse Lights) Eaton/Manual Trans:Diagram2 LT/RH X15 - Backup Lights (Single Reverse Light) Eaton/Manual Trans:Diagram1 LT/RH X15 - Backup Lights (Single Reverse Light) Eaton/Manual Trans:Diagram2

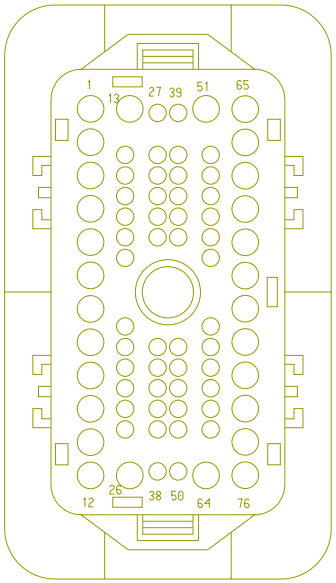

LT/RH - 2021 A26 - Heating Ventilation & Air Conditioning (HVAC) (Auto Control head W/PT Transducer N/Low Pressure SW):Diagram1 - HVAC
LT/RH - 2021 A26 - Heating Ventilation & Air Conditioning (HVAC) (Manual W/PT Transduce N/Low Pressure SW):Diagram1 - HVAC
LT/RH - A26 - Back-Up Alarm (Manual) W/ Tailboard:Diagram1
LT/RH - A26 - Back-Up Alarm (Manual) W/ Tailboard:Diagram2
LT/RH - A26 - Backup Light (Dual Reverse Light)Allison/ZF Trans:Diagram1
LT/RH - A26 - Backup Light (Dual Reverse Light)Allison/ZF Trans:Diagram2
LT/RH - A26 - Backup Light (Dual Reverse LT) - Relay Coil CTRL by TCM - 6 PIN:Diagram1
LT/RH - A26 - Backup Light (Dual Reverse LT) - Relay Coil CTRL by TCM - 6 PIN:Diagram2
LT/RH - A26 - Backup Light (Reverse Light) Allison/ZF Trans:Diagram1
LT/RH - A26 - Backup Light (Single Reverse Light) Procision, Endurant:Diagram1
LT/RH - A26 - Backup Light (Single Reverse Light) W/ Allison:Diagram1
LT/RH - A26 - Backup Light (Single Reverse Light)Yukon AMT:Diagram1
LT/RH - A26 - Backup Lights (Reverse Light) Eaton/Manual Trans:Diagram1
LT/RH - A26 - Backup Lights (Dual Reverse Light) Eaton/Manual Trans:Diagram1
LT/RH - A26 - Backup Lights (Dual Reverse Light) Eaton/Manual Trans:Diagram2
LT/RH - A26 - Backup Lights (Single Reverse Light) Eaton/ Manual Trans-Option 1:Diagram1 - 4x2
LT/RH - A26 - Backup Lights (Single Reverse Light) Eaton/ Manual Trans-Option 1:Diagram2 - 6x4
LT/RH - A26 - Backup Lights (Single Reverse Light) Eaton/ Manual Trans-Option2:Diagram1
LT/RH - A26 - Backup Lights (W/ BB TRLR SKT)Allison/ZF Trans:Diagram1
LT/RH - A26 - Body Builder Lighting - (BOC EOF In Cab) (8HAB 8HAE 8HAU) (Manual):Diagram1
LT/RH - A26 - Body Builder Lighting - (BOC EOF In Cab) (8HAB 8HAE 8HAU) (Manual):Diagram2
LT/RH - A26 - Transmission (Allison 3K):Diagram1
LT/RH - A26 - Transmission (Endurant):Diagram1

LT/RH - A26 - Transmission (Ultrashift + FAS):Diagram1
LT/RH - A26 - Transmission Power Take Off (Dual PTO W/ 42 Parameters & W/ Auto, AMT Trans):Diagram1- W/Endurant Trans
LT/RH - A26 - Transmission Power Take Off (Dual PTO W/ 42 Parameters & W/ Auto, AMT Trans):Diagram2 - N/ Endurant Trans
LT/RH - A26 - Transmission Power Take Off (Dual PTO W/ 42 Parameters & W/ Manual Trans):Diagram1
LT/RH - A26 - Transmission Power Take Off (Single PTO W/ 42 Parameters & W/ Manl Trans):Diagram1
LT/RH - A26 - Transmission Power Take Off (Single PTO W/42 Parameters & W/ Auto, AMT Trans):Diagram1 - W/ Endurant Trans
LT/RH - A26 - Transmission Power Take Off (Single PTO W/42 Parameters & W/ Auto, AMT Trans):Diagram2 - N/ Endurant Trans
LT/RH - A26 - Work Lights (2 Blunt Cuts Only W/O Relay) W/ Backup W/Manual Trans Day Cab:Diagram1
LT/RH - A26 - Work Lights (2 Blunt Cuts Only W/O Relay) W/ Backup W/Manual Trans Day Cab:Diagram2
LT/RH - A26 - Work Lights (2 Blunt Cuts Only W/O Relay) W/ Backup W/Manual Trans Day Cab:Diagram3
LT/RH - A26 - Work Lights (2 Blunt Cuts Only W/O Relay) W/ Backup W/Manual Trans Day Cab:Diagram4
LT/RH - A26 - Work Lights - LED W/ Sw Pack - Customer Supplied - Sleeper W/ RKE W/MAN REV:Diagram1
LT/RH - A26 - Work Lights - LED W/ Sw Pack - Customer Supplied - Sleeper W/ RKE W/MAN REV:Diagram2
LT/RH - A26 - Work Lights - LED W/ Sw Pack - Customer Supplied - Sleeper W/ RKE W/MAN REV:Diagram3
LT/RH - A26 - Work Lights - LED W/ Sw Pack - Customer Supplied - Sleeper W/ RKE W/MAN REV:Diagram4
LT/RH - A26 - Work Lights - LED W/ Sw Pack - Customer Supplied - Sleeper W/O RKE W/MAN REV:Diagram1
LT/RH - A26 - Work Lights - LED W/ Sw Pack - Customer Supplied - Sleeper W/O RKE W/MAN REV:Diagram2
LT/RH - A26 - Work Lights - LED W/ Sw Pack - Customer Supplied - Sleeper W/O RKE W/MAN REV:Diagram3
LT/RH - A26 - Work Lights - LED W/ Sw Pack - Customer Supplied - Sleeper W/O RKE W/MAN REV:Diagram4
LT/RH - A26 - Work Lights -LED W/ Sw Pack - Sleeper W/ RKE W/MAN REV:Diagram1

LT/RH - A26 - Work Lights -LED W/ Sw Pack - Sleeper W/ RKE W/MAN REV:Diagram2
LT/RH - A26 - Work Lights -LED W/ Sw Pack - Sleeper W/O RKE W/MAN REV:Diagram1
LT/RH - A26 - Work Lights -LED W/ Sw Pack - Sleeper W/O RKE W/MAN REV:Diagram2
LT/RH - A26 - Work Lights LED W/ Sw Pack - Day Cab W/ RKE W/MAN REV:Diagram1
LT/RH - A26 - Work Lights LED W/ Sw Pack - Day Cab W/ RKE W/MAN REV:Diagram2
LT/RH - A26 - Work Lights LED W/ Sw Pack - Day Cab W/O RKE W/MAN REV:Diagram1
LT/RH - A26 - Work Lights LED W/ Sw Pack - Day Cab W/O RKE W/MAN REV:Diagram2
LT/RH - A26 - Work Lights W/ Sw Pack - Customer Supplied W/ RKE W/MAN REV:Diagram1
LT/RH - A26 - Work Lights W/ Sw Pack - Customer Supplied W/ RKE W/MAN REV:Diagram2
LT/RH - A26 - Work Lights W/ Sw Pack - Customer Supplied W/ RKE W/MAN REV:Diagram3
LT/RH - A26 - Work Lights W/ Sw Pack - Customer Supplied W/ RKE W/MAN REV:Diagram4
LT/RH - A26 - Work Lights W/ Sw Pack - Customer Supplied W/ O RKE W/MAN REV:Diagram1
LT/RH - A26 - Work Lights W/ Sw Pack - Customer Supplied W/ O RKE W/MAN REV:Diagram2
LT/RH - A26 - Work Lights W/ Sw Pack - Customer Supplied W/ O RKE W/MAN REV:Diagram3
LT/RH - A26 - Work Lights W/ Sw Pack - Customer Supplied W/ O RKE W/MAN REV:Diagram4
LT/RH - Navistar A26 ECM:Diagram1
LT/RH - X15 - Body Builder Lighting - (BOC EOF In Cab) (8HAB 8HAE 8HAU) (Manual):Diagram1
LT/RH - X15 - Body Builder Lighting - (BOC EOF In Cab) (8HAB 8HAE 8HAU) (Manual):Diagram2
LT/RH - X15/A26 - Windshield Wipers Cruise Disable & Park Brake W/Wipers ON:Diagram1
LT/RH - X15/A26 - Windshield Wipers Cruise Disable W/Wipers ON:Diagram1
LT/RH/LoneStar - Cummins X15 ECM:Diagram1
LT/RH/LoneStar - X15 - Cranking (Starter) GEN4 BODY CONTROL MODULE W/ Thermal Overcrank - External Switch:Diagram1

LT/RH/LoneStar - X15 - Cranking (Starter) GEN4 BODY CONTROL MODULE W/O Thermal Overcrank Wiring:Diagram1
LT/RH/LoneStar - X15 - Transmission Oil Temperature-Manual Trans-Horizon Option 1:Diagram1
LT/RH/LoneStar - X15 - Transmission Oil Temperature-Manual Trans-Horizon Option 1:Diagram2
LT/RH/LoneStar - X15 - Transmission Oil Temperature-Manual Trans-Horizon Option 1:Diagram3
LT/RH/LoneStar - X15 - Transmission Oil Temperature-Manual Trans-Horizon Option 2:Diagram1
LT/RH/LoneStar - X15 - Transmission Oil Temperature-Manual Trans-Horizon Option 2:Diagram2
LT/RH/LoneStar - X15 - Transmission Oil Temperature-Manual Trans-Horizon Option 2:Diagram3
LT/RH/LoneStar - X15 - Transmission Power Take Off:Diagram1
LT/RH/LoneStar - X15 - Transmission Power Take Off Dual PTO with Clutch Interlock MANUAL:Diagram1
LT/RH/LoneStar - X15 - Transmission Power Take Off Dual Solenoid AUTO:Diagram1
LT/RH/LoneStar - X15 - Transmission Power Take Off W/ Clutch Interlock:Diagram1
LT/RH/LoneStar - X15 - Transmission Shifter (Eaton Endurant and Eaton Procision):Diagram1
LT/RH/LoneStar - X15 - Transmission Shifter (Universal Shifter - Ultrashift+ & FAS):Diagram1
LT/RH/LoneStar - X15 - Transmission SINGLE Power Take Off MANUAL:Diagram1
LT/RH/LoneStar - X15 - Vehicle Acceleration (w/ Two PWR Two GND & Two STS):Diagram1
LT/RH/LoneStar - X15 - Work Lights (2 Blunt Cuts Only W/O Relay) W/Backup W/Manual Trans:Diagram1
LT/RH/LoneStar - X15 - Work Lights (2 Blunt Cuts Only W/O Relay) W/Backup W/Manual Trans:Diagram2
LT/RH/LoneStar - X15 - Work Lights - LED W/ Sw Pack - Customer Supplied - Sleeper W/ RKE W/MAN REV:Diagram1
LT/RH/LoneStar - X15 - Work Lights - LED W/ Sw Pack - Customer Supplied - Sleeper W/ RKE W/MAN REV:Diagram2
LT/RH/LoneStar - X15 - Work Lights - LED W/ Sw Pack - Customer Supplied - Sleeper W/O RKE W/MAN REV:Diagram1
LT/RH/LoneStar - X15 - Work Lights - LED W/ Sw Pack - Customer Supplied - Sleeper W/O RKE W/MAN REV:Diagram2
LT/RH/LoneStar - X15 - Work Lights -LED W/ Sw Pack - Sleeper W/ RKE W/MAN REV:Diagram1

LT/RH/LoneStar - X15 - Work Lights -LED W/ Sw Pack - Sleeper W/O RKE W/MAN REV:Diagram1
LT/RH/LoneStar - X15 - Work Lights W/ Sw Pack - Customer Supplied W/ RKE W/MAN REV:Diagram1
LT/RH/LoneStar - X15 - Work Lights W/ Sw Pack - Customer Supplied W/ RKE W/MAN REV:Diagram2
LT/RH/LoneStar - X15 - Work Lights W/ Sw Pack - Customer Supplied W/O RKE W/MAN REV:Diagram1
LT/RH/LoneStar - X15 - Work Lights W/ Sw Pack - Customer Supplied W/O RKE W/MAN REV:Diagram2
LT/RH/LoneStar - X15/A26 - Windshield Wipers Park Brake W/ Wipers ON:Diagram1
LT/RH/LoneStar - X15/A26 - Windshield Wipers Standard:Diagram1
LT/RH/LoneStar X15 - Ambient Air Temperature Option 1:Diagram1
LT/RH/LoneStar X15 - Ambient Air Temperature Option 2:Diagram1
LT/RH/LoneStar X15 - Auto Start Stop Oil Temp Sensor Auto Trans:Diagram1
LT/RH/LoneStar X15 - Auto Start Stop Oil Temp Sensor Manual Trans:Diagram1
LT/RH/LoneStar X15 - Auto Start Stop with Sleeper Auto Climate / Cab Temp with Oil Temp Sensor Auto Trans:Diagram1
LT/RH/LoneStar X15 - Auto Start Stop with Sleeper Auto Climate / Cab Temp with Oil Temp Sensor Manual Trans:Diagram1
LT/RH/LoneStar X15 - Backup Light (Single Reverse Light) Endurant:Diagram1
LT/RH/LoneStar X15 - Backup Light (Single Reverse Light) Endurant:Diagram2
LT/RH/LoneStar X15 - Backup Light (Single Reverse Light) W/ Allison TC10:Diagram1
LT/RH/LoneStar X15 - Backup Light (Single Reverse Light) W/ Allison TC10:Diagram2
LT/RH/LoneStar X15 - Backup Light Endurant:Diagram1
LT/RH/LoneStar X15 - Backup Light Endurant:Diagram2
LT/RH/LoneStar X15 - Backup Lights (Single Reverse Light) Eaton/Manual Trans:Diagram1
LT/RH/LoneStar X15 - Backup Lights (Single Reverse Light) Eaton/Manual Trans:Diagram2
LT/RH/LoneStar X15 - Heating Ventilation & Air Conditioning (HVAC) Auto Temp Control:Diagram1 - HVAC

LT/RH/LoneStar X15 - Heating Ventilation & Air Conditioning (HVAC) Manual:Diagram1 - HVAC
LT/RH/LoneStar X15 - Work Lights LED W/ Sw Pack - Day Cab W/ RKE W/MAN REV:Diagram1
LT/RH/LoneStar X15 - Work Lights LED W/ Sw Pack - Day Cab W/O RKE W/MAN REV:Diagram1
LT/RH/LoneStar X15 - ZVR Splice Packs - 6702 & 6703:Diagram1

Mates 1703M

Name	Terminal Part Number	V-Min	Name	Wire Part Number	Wire CSA	Wire Spec	Wire Material description	Wire Color Description	Wire Length	End2 Terminal Part Number	End2 Pin Name	End2 Connect or
8	-	-	AA82-GJ	3510360 R1	1.16	16.0	Thin Wall XLPE Primary Cable	WHITE	2080.0	-	C	A02-4500
16	-	-	HA30BJ	3510330 R1	1.16	16.0	Thin Wall XLPE Primary Cable	TAN	1860.0	-	34	1702
17	-	-	AA74J	3510299 R1	0.79	18.0	Thin Wall XLPE Primary Cable	LIGHT GREEN	1625.0	-	B	A02-6202
19	-	-	3H6DBJ	3510310 R1	0.53	20.0	Thin Wall XLPE Primary Cable	GREY	1860.0	-	3	1702
19	-	-	3H6DBJ	3510310 R1	0.53	20.0	Thin Wall XLPE Primary Cable	GREY	1860.0	-	3	A02_1702
20	-	-	3H77BJ	3510298 R1	0.53	20.0	Thin Wall XLPE Primary Cable	LIGHT GREEN	1860.0	-	4	1702

Name	Terminal Part Number	V-Min	Name	Wire Part Number	Wire CSA	Wire Spec	Wire Material description	Wire Color Description	Wire Length	End2 Terminal Part Number	End2 Pin Name	End2 Connector
20	-	-	3H77BJ	3510298 R1	0.53	20.0	Thin Wall XLPE Primary Cable	LIGHT GREEN	1860.0	-	4	A02_1702
21	-	-	AZ92-GCJ	3510359 R1	0.79	18.0	Thin Wall XLPE Primary Cable	WHITE	1860.0	-	19	A02_1702
21	-	-	GY92-GCJ	3510329 R1	0.79	18.0	Thin Wall XLPE Primary Cable	TAN	1869.0	-	19	A02_1702
23	-	-	3H77BAJ	3510299 R1	0.79	18.0	Thin Wall XLPE Primary Cable	LIGHT GREEN	1860.0	-	42	1702
23	-	-	WX77BAJ	-	0.0	18.0	-	LIGHT GREEN	0.0	-	42	A02_1702
24	-	-	HZ41E	3510329 R1	0.79	18.0	Thin Wall XLPE Primary Cable	TAN	1860.0	-	15	A02_1702
24	-	-	HZ41E	3510329 R1	0.79	18.0	Thin Wall XLPE Primary Cable	TAN	1860.0	-	15	1702
25	-	-	HZ41D	3510329 R1	0.79	18.0	Thin Wall XLPE Primary Cable	TAN	1860.0	-	18	A02_1702
25	-	-	HZ41D	3510329 R1	0.79	18.0	Thin Wall XLPE Primary Cable	TAN	1860.0	-	18	1702

Name	Terminal Part Number	V-Min	Name	Wire Part Number	Wire CSA	Wire Spec	Wire Material description	Wire Color Description	Wire Length	End2 Terminal Part Number	End2 Pin Name	End2 Connector
26	-	-	2T92ZBJ	3510329 R1	0.79	18.0	Thin Wall XLPE Primary Cable	TAN	1860.0	-	21	A02_1702
26	-	-	2T92ZBJ	3510329 R1	0.79	18.0	Thin Wall XLPE Primary Cable	TAN	1860.0	-	21	1702
28	-	-	AZ92#141	3510329 R1	0.79	18.0	Thin Wall XLPE Primary Cable	TAN	1869.0	-	20	A02_1702
28	-	-	GY92#141	3510329 R1	0.79	18.0	Thin Wall XLPE Primary Cable	TAN	1860.0	-	20	A02_1702
29	-	-	GP17BA	3510324 R1	1.16	16.0	Thin Wall XLPE Primary Cable	PINK	1860.0	-	16	1702
29	-	-	AF17A	2643752 R1	1.16	16.0	Std. Wall XLPE Primary Cable	PINK	1660.0	-	X	-
31	-	-	MD92#117J	3510329 R1	0.79	18.0	Thin Wall XLPE Primary Cable	TAN	1860.0	-	25	A02_1702
33	-	-	MN92J	3510329 R1	0.79	18.0	Thin Wall XLPE Primary Cable	TAN	1860.0	-	12	1702

Name	Terminal Part Number	V-Min	Name	Wire Part Number	Wire CSA	Wire Spec	Wire Material description	Wire Color Description	Wire Length	End2 Terminal Part Number	End2 Pin Name	End2 Connector
33	-	-	MN92J	3510329 R1	0.79	18.0	Thin Wall XLPE Primary Cable	TAN	1860.0	-	12	A02_1702
34	-	-	MN92AJ	3510311 R1	0.79	18.0	Thin Wall XLPE Primary Cable	GREY	1860.0	-	40	1702
34	-	-	MN92AJ	3510311 R1	0.79	18.0	Thin Wall XLPE Primary Cable	GREY	1860.0	-	40	A02_1702
35	-	-	AA9AAJ	3510311 R1	0.79	18.0	Thin Wall XLPE Primary Cable	GREY	325.0	-	X	-
35	-	-	1A9E	-	0.0	18.0	-	GREY	0.0	-	2	A02_1702
36	-	-	1A97BJ	-	0.0	18.0	-	VIOLET	0.0	-	23	A02_1702
36	-	-	AA97BJ	3510347 R1	0.79	18.0	Thin Wall XLPE Primary Cable	VIOLET	1860.0	-	23	1702
37	-	-	1A97N	-	0.0	18.0	-	VIOLET	0.0	-	29	A02_1702
37	-	-	AA97N	3510347 R1	0.79	18.0	Thin Wall XLPE Primary Cable	VIOLET	1860.0	-	29	1702
38	-	-	1A97M	-	0.0	18.0	-	VIOLET	0.0	-	30	A02_1702
38	-	-	AA97M	3510347 R1	0.79	18.0	Thin Wall XLPE Primary Cable	VIOLET	1860.0	-	30	1702

Name	Terminal Part Number	V-Min	Name	Wire Part Number	Wire CSA	Wire Spec	Wire Material description	Wire Color Description	Wire Length	End2 Terminal Part Number	End2 Pin Name	End2 Connector
42	-	-	AZ92#163	3510324 R1	1.16	16.0	Thin Wall XLPE Primary Cable	PINK	1869.0	-	8	A02_1702
42	-	-	GY92#163	3510324 R1	1.16	16.0	Thin Wall XLPE Primary Cable	PINK	1860.0	-	8	A02_1702
44	-	-	EY71BJ	3510318 R1	1.16	16.0	Thin Wall XLPE Primary Cable	ORANGE	1860.0	-	7	1702
44	-	-	BP71BJ	3510318 R1	1.16	16.0	Thin Wall XLPE Primary Cable	ORANGE	1860.0	-	7	A02_1702
44	-	-	BP71BJ	3510318 R1	1.16	16.0	Thin Wall XLPE Primary Cable	ORANGE	1860.0	-	7	1702
45	-	-	3T92#165	3510329 R1	0.79	18.0	Thin Wall XLPE Primary Cable	TAN	1860.0	-	7	1702
45	-	-	3T92#165	3510329 R1	0.79	18.0	Thin Wall XLPE Primary Cable	TAN	1860.0	-	7	A02_1702
45	-	-	BJ92T1J	3510329 R1	0.79	18.0	Thin Wall XLPE Primary Cable	TAN	1860.0	-	7	1702
45	-	-	BJ92#165	-	0.0	18.0	-	TAN	0.0	-	7	A02_1702
45	-	-	GM92#165	-	0.0	18.0	-	TAN	0.0	-	7	A02_1702
47	-	-	1A99BJ	-	0.0	18.0	-	VIOLET	0.0	-	28	A02_1702

Name	Terminal Part Number	V-Min	Name	Wire Part Number	Wire CSA	Wire Spec	Wire Material description	Wire Color Description	Wire Length	End2 Terminal Part Number	End2 Pin Name	End2 Connector
47	-	-	AA99BJ	3510347 R1	0.79	18.0	Thin Wall XLPE Primary Cable	VIOLET	1860.0	-	28	1702
48	-	-	1A99D	-	0.0	18.0	-	VIOLET	0.0	-	24	A02_1702
48	-	-	AA99D	3510347 R1	0.79	18.0	Thin Wall XLPE Primary Cable	VIOLET	1860.0	-	24	1702
49	-	-	1A97CJ	-	0.0	18.0	-	VIOLET	0.0	-	22	A02_1702
49	-	-	AA97CJ	3510347 R1	0.79	18.0	Thin Wall XLPE Primary Cable	VIOLET	1860.0	-	22	1702
54	-	-	EH97FA	3510348 R1	1.16	16.0	Thin Wall XLPE Primary Cable	VIOLET	1860.0	-	37	A02_1702
54	-	-	EH97FA	3510348 R1	1.16	16.0	Thin Wall XLPE Primary Cable	VIOLET	1860.0	-	37	1702
55	-	-	BF70DJ	-	0.0	18.0	-	ORANGE	0.0	-	35	A02_1702
56	-	-	BF70EJ	-	0.0	18.0	-	ORANGE	0.0	-	36	A02_1702
59	-	-	FE88AJ	3510299 R1	0.79	18.0	Thin Wall XLPE Primary Cable	LIGHT GREEN	1860.0	-	41	1702
59	-	-	BA88AJ	-	0.0	18.0	-	LIGHT GREEN	0.0	-	41	A02_1702
59	-	-	FE88AJ	3510299 R1	0.79	18.0	Thin Wall XLPE Primary Cable	LIGHT GREEN	1860.0	-	41	A02_1702

Name	Terminal Part Number	V-Min	Name	Wire Part Number	Wire CSA	Wire Spec	Wire Material description	Wire Color Description	Wire Length	End2 Terminal Part Number	End2 Pin Name	End2 Connector
60	-	-	FC88J	3510299 R1	0.79	18.0	Thin Wall XLPE Primary Cable	LIGHT GREEN	1860.0	-	14	1702
60	-	-	FC88J	3510299 R1	0.79	18.0	Thin Wall XLPE Primary Cable	LIGHT GREEN	1860.0	-	14	A02_1702
60	-	-	FD88J	3510299 R1	0.79	18.0	Thin Wall XLPE Primary Cable	LIGHT GREEN	1860.0	-	14	A02_1702
60	-	-	FD88J	3510299 R1	0.79	18.0	Thin Wall XLPE Primary Cable	LIGHT GREEN	1860.0	-	14	1702
61	-	-	DS31	3510329 R1	0.79	18.0	Thin Wall XLPE Primary Cable	TAN	1860.0	-	13	1702
65	-	-	AA77J	2643678 R1	1.16	16.0	Std. Wall XLPE Primary Cable	LIGHT GREEN	1860.0	-	10	1702
65	-	-	1A77J	-	0.0	16.0	-	LIGHT GREEN	0.0	-	10	A02_1702
66	-	-	BP71BAB	-	0.0	16.0	-	ORANGE	0.0	-	6	A02_1702
66	-	-	BJ92R2J	3510329 R1	0.79	18.0	Thin Wall XLPE Primary Cable	TAN	1860.0	-	6	1702
66	-	-	BK71BAB	-	0.0	16.0	-	ORANGE	0.0	-	6	A02_1702

Name	Terminal Part Number	V-Min	Name	Wire Part Number	Wire CSA	Wire Spec	Wire Material description	Wire Color Description	Wire Length	End2 Terminal Part Number	End2 Pin Name	End2 Connect or
66	-	-	BP71	3510318 R1	1.16	16.0	Thin Wall XLPE Primary Cable	ORANGE	1860.0	-	6	1702
66	-	-	BJ71BAB	-	0.0	16.0	-	ORANGE	0.0	-	6	A02_1702
66	-	-	EY71BAB	-	0.0	16.0	-	ORANGE	0.0	-	6	A02_1702
69	-	-	YG82KJ	3510312 R1	1.16	16.0	Thin Wall XLPE Primary Cable	GREY	2080.0	-	D	A02-4500
70	-	-	AA82LJ	3510312 R1	1.16	16.0	Thin Wall XLPE Primary Cable	GREY	2080.0	-	E	A02-4500
72	-	-	AA82JJ	3510312 R1	1.16	16.0	Thin Wall XLPE Primary Cable	GREY	2080.0	-	B	A02-4500
74	-	-	AA82DJ	3510312 R1	1.16	16.0	Thin Wall XLPE Primary Cable	GREY	2080.0	-	A	A02-4500

Connector Name	1703F
Part Number	3595624C1
Short Description	ENGINE/IP
Instances	LoneStar - X15 - Modesty Lighting W/ Day Cab W/ 2 Turn /0 Marker:Diagram1 LoneStar - X15 - Modesty Lighting W/ Sleeper W/ 4 Side Turns / 0 Marker:Diagram1 LT/RH - 2021 A26 - Transmission Shifter (Eaton Endurant and Eaton Procision):Diagram1 LT/RH - 2021 A26 - Transmission Shifter (Universal Stalk Shifter - Allison 3K/4K):Diagram1 LT/RH - 2021 A26 - Transmission Shifter (Universal Stalk Shifter, Ultrashift):Diagram1 LT/RH - A26 - Air Filter Flow Restriction Monitoring (LED Indicator):Diagram1 LT/RH - A26 - Ambient Temperature (Mirror Sensor):Diagram1 LT/RH - A26 - Auto Neutral (Allison with Multiplex Switch and Confirmation Telltale):Diagram1 LT/RH - A26 - Back of Cab Aux Work Light (2 blunt cuts without relay) (Backup with Manual Trans- not Endurant):Diagram1 LT/RH - A26 - Back of Cab Aux Work Light (2 blunt cuts without relay) (Backup with Manual Trans- not Endurant):Diagram2 LT/RH - A26 - Cranking (Starter) (BCM Controlled & N/ Wired Thermal Over-Crank):Diagram1 LT/RH - A26 - Cranking (Starter) (BCM Controlled & N/ Wired Thermal Overcrank):Diagram1 LT/RH - A26 - Cranking (Starter) (BCM Controlled & W/ Wired Thermal Over-crank):Diagram1 LT/RH - A26 - Cranking (Starter) (BCM Controlled & W/ Wired Thermal Overcrank):Diagram1 LT/RH - A26 - Starter Interlock (BCM HSD Controlled w/ Relay & N/ Neutral Switch):Diagram1 LT/RH - A26 - Starter Interlock (BCM HSD Controlled W/ Relay & W/ Neutral Switch):Diagram1 LT/RH - A26 - Starter Interlock (BCM HSD CTRL W/ Clutch Switch W/ Neutral Switch):Diagram1 LT/RH - A26 - Starter Interlocks (BCM controlled with input from Allison TCM:Diagram1 LT/RH - A26 - Starter Interlocks (Service Brake Interlock):Diagram1 LT/RH - A26 - Transmission Oil Temperature (Manual Trans W/ Aux Gauge):Diagram1

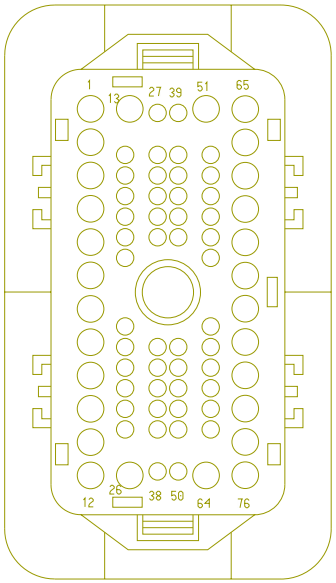

LT/RH - A26 - Transmission Oil Temperature (Manual Trans):Diagram1
LT/RH - A26 - Transmission Power Take Off (Active Low Feedback):Diagram1
LT/RH - X15/A26 - Modesty Lighting W/ Day Cab W/ 2 Turn /0 Marker:Diagram1
LT/RH - X15/A26 - Modesty Lighting W/ Sleeper W/ 4 Side Turns / 0 Marker:Diagram1
LT/RH - X15/A26 - Skirt Light Customer Supplied:Diagram1
LT/RH A26 - Back-Up Alarm (Manual) and UltraShift+:Diagram1
LT/RH A26 - Back-Up Alarm (Manual) and UltraShift+:Diagram2
LT/RH A26 - Back-Up Alarm (Manual) and UltraShift+:Diagram3
LT/RH A26 - Back-Up Alarm (Manual) and UltraShift+:Diagram4
LT/RH A26 - Back-Up Alarm (Manual) and UltraShift+:Diagram5
LT/RH A26 - Back-Up Alarm (Manual) and UltraShift+:Diagram6
LT/RH A26 - Back-Up Alarm (Manual) and UltraShift+:Diagram7
LT/RH A26 - Back-Up Alarm (Manual) and UltraShift+:Diagram8
LT/RH A26 - Back-Up Alarm (Manual) (W/ Tail Light Bar Assy):Diagram1
LT/RH A26 - Back-Up Alarm (Manual) (W/ Tail Light Bar Assy):Diagram2
LT/RH A26 - Back-Up Alarm (Manual) (W/ Tail Light Bar Assy):Diagram3
LT/RH A26 - Back-Up Alarm (Manual) (W/ Tail Light Bar Assy):Diagram4
LT/RH/LoneStar - X15 - Air Flow Restriction Monitoring:Diagram1
LT/RH/LoneStar - X15 - Starter Interlock (BCM HSD controlled W/ Clutch Switch W/ Auto Start Stop):Diagram1
LT/RH/LoneStar - X15 - Starter Interlock (BCM LSD Controlled w/ Relay)_EATON XMSN:Diagram1
LT/RH/LoneStar - X15 - Starter Interlocks (Service Brake Interlock):Diagram1
LT/RH/LoneStar - X15 - Starter Interlocks ISX TC10:Diagram1
LT/RH/LoneStar X15 - Back-Up Alarm (Manual) and UltraShift +:Diagram1
LT/RH/LoneStar X15 - Back-Up Alarm (Manual) and UltraShift +:Diagram2
LT/RH/LoneStar X15 - Back-Up Alarm (Manual) and UltraShift +:Diagram3
LT/RH/LoneStar X15 - Back-Up Alarm (Manual) and UltraShift +:Diagram4
LT/RH/LoneStar X15 - Back-Up Alarm (Manual) (W/ Tail Light Bar Assy):Diagram1

LT/RH/LoneStar X15 - Back-Up Alarm (Manual) (W/ Tail Light Bar Assy):Diagram2
LT/RH/LoneStar X15 - Endurant Transmission:Diagram1
LT/RH/LoneStar X15 - TC10 Series:Diagram1
LT/RH/LoneStar X15 - Ultrashift Plus:Diagram1

Mates 1703M

Name	Terminal Part Number	V-Min	Name	Wire Part Number	Wire CSA	Wire Spec	Wire Material description	Wire Color Description	Wire Length	End2 Terminal Part Number	End2 Pin Name	End2 Connector
1	-	-	AA57AJ	3510318 R1	1.16	16.0	Thin Wall XLPE Primary Cable	ORANGE	1220.0	-	B	8054
10	-	-	AA54-GX EJ	3510360 R1	1.16	16.0	Thin Wall XLPE Primary Cable	WHITE	1220.0	-	A	8054
12	-	-	DY54-GX AJ	3510360 R1	1.16	16.0	Thin Wall XLPE Primary Cable	WHITE	325.0	-	B	A02-8051
15	-	-	AA54AJ	3510306 R1	1.16	16.0	Thin Wall XLPE Primary Cable	BROWN	1220.0	-	C	8054
18	-	-	WM13ARA	3510323 R1	0.79	18.0	Thin Wall XLPE Primary Cable	PINK	1869.0	-	5	1702
18	-	-	AU28B	3510329 R1	0.79	18.0	Thin Wall XLPE Primary Cable	TAN	1860.0	-	5	1702
21	-	-	AZ92-GCJ	3510359 R1	0.79	18.0	Thin Wall XLPE Primary Cable	WHITE	1860.0	-	19	1702

Name	Terminal Part Number	V-Min	Name	Wire Part Number	Wire CSA	Wire Spec	Wire Material description	Wire Color Description	Wire Length	End2 Terminal Part Number	End2 Pin Name	End2 Connector
21	-	-	GY92-GCJ	3510329 R1	0.79	18.0	Thin Wall XLPE Primary Cable	TAN	1869.0	-	19	1702
22	-	-	DT104-G AJ	3510360 R1	1.16	16.0	Thin Wall XLPE Primary Cable	WHITE	1860.0	-	33	1702
24	-	-	HZ41E	3510329 R1	0.79	18.0	Thin Wall XLPE Primary Cable	TAN	1860.0	-	15	1702
25	-	-	HZ41D	3510329 R1	0.79	18.0	Thin Wall XLPE Primary Cable	TAN	1860.0	-	18	1702
26	-	-	2T92ZBJ	3510329 R1	0.79	18.0	Thin Wall XLPE Primary Cable	TAN	1860.0	-	21	1702
27	-	-	WM10ARA	3510359 R1	0.79	18.0	Thin Wall XLPE Primary Cable	WHITE	1869.0	-	9	1702
28	-	-	AZ92BJ	3510329 R1	0.79	18.0	Thin Wall XLPE Primary Cable	TAN	1860.0	-	20	1702
28	-	-	GY92#141	3510329 R1	0.79	18.0	Thin Wall XLPE Primary Cable	TAN	1860.0	-	20	1702

Name	Terminal Part Number	V-Min	Name	Wire Part Number	Wire CSA	Wire Spec	Wire Material description	Wire Color Description	Wire Length	End2 Terminal Part Number	End2 Pin Name	End2 Connector
28	-	-	AZ92#141	3510329 R1	0.79	18.0	Thin Wall XLPE Primary Cable	TAN	1869.0	-	20	1702
29	-	-	AF17A	2643752 R1	1.16	16.0	Std. Wall XLPE Primary Cable	PINK	1660.0	-	X	-
29	-	-	GP17BA	3510324 R1	1.16	16.0	Thin Wall XLPE Primary Cable	PINK	1860.0	-	16	1702
30	-	-	MD92#103J	3510329 R1	0.79	18.0	Thin Wall XLPE Primary Cable	TAN	1860.0	-	21	1702
31	-	-	MD92#117J	3510329 R1	0.79	18.0	Thin Wall XLPE Primary Cable	TAN	1860.0	-	25	1702
33	-	-	MN92J	3510329 R1	0.79	18.0	Thin Wall XLPE Primary Cable	TAN	1860.0	-	12	1702
34	-	-	MN92AJ	3510311 R1	0.79	18.0	Thin Wall XLPE Primary Cable	GREY	1860.0	-	40	1702
35	-	-	AA9AAJ	3510311 R1	0.79	18.0	Thin Wall XLPE Primary Cable	GREY	325.0	-	X	-

Name	Terminal Part Number	V-Min	Name	Wire Part Number	Wire CSA	Wire Spec	Wire Material description	Wire Color Description	Wire Length	End2 Terminal Part Number	End2 Pin Name	End2 Connector
40	-	-	DT104ALJ	3510354 R1	1.16	16.0	Thin Wall XLPE Primary Cable	DARK BLUE	1860.0	-	32	1702
42	-	-	AZ92#163	3510324 R1	1.16	16.0	Thin Wall XLPE Primary Cable	PINK	1869.0	-	8	1702
42	-	-	AZ13AJ	2643752 R1	1.16	16.0	Std. Wall XLPE Primary Cable	PINK	1860.0	-	8	1702
42	-	-	GY92#163	3510324 R1	1.16	16.0	Thin Wall XLPE Primary Cable	PINK	1860.0	-	8	1702
44	-	-	EY71BJ	3510318 R1	1.16	16.0	Thin Wall XLPE Primary Cable	ORANGE	1860.0	-	7	1702
44	-	-	BP71BJ	3510318 R1	1.16	16.0	Thin Wall XLPE Primary Cable	ORANGE	1860.0	-	7	1702
60	-	-	FD88J	3510299 R1	0.79	18.0	Thin Wall XLPE Primary Cable	LIGHT GREEN	1860.0	-	14	1702
61	-	-	DS31	3510329 R1	0.79	18.0	Thin Wall XLPE Primary Cable	TAN	1860.0	-	13	1702
76	-	-	DY54XAJ	3510306 R1	1.16	16.0	Thin Wall XLPE Primary Cable	BROWN	325.0	-	A	A02-8051

Connector Name 1703M

Part Number 3595624C1

Instances Powertrain J1939 (500Kbps) A26:Powertrain Standard J1939 (500Kbps) 2021 A26 Engine

Mates 1703F

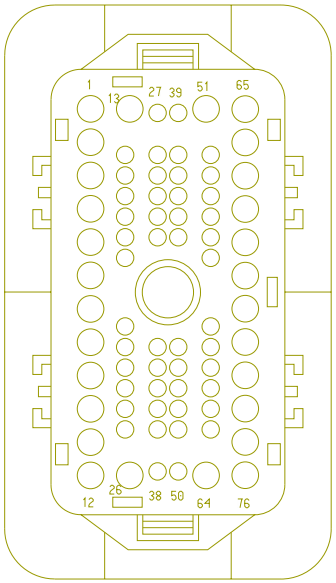

Name	Terminal Part Number	V-Min	Name	Wire Part Number	Wire CSA	Wire Spec	Wire Material description	Wire Color Description	Wire Length	End2 Terminal Part Number	End2 Pin Name	End2 Connect or
52	-	-	WIRE482204	-	0.0	-	-	-	0.0	-	PIN1	-
53	-	-	WIRE482202	-	0.0	-	-	-	0.0	-	PIN1	-

Connector Name	1703M
Part Number	3595624C1
Instances	Powertrain J1939 (500Kbps) Eaton Ultrashift+ Transmission X15:Powertrain J1939 (500kbps) Eaton Ultrashift+ X15
Mates	1703F

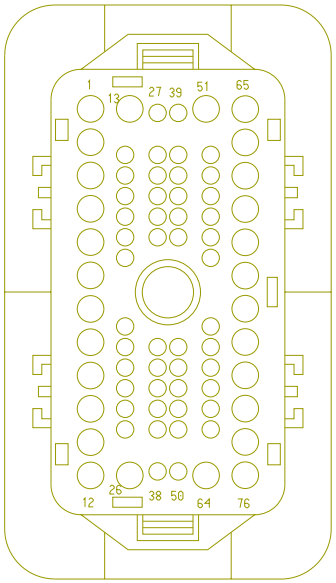

Name	Terminal Part Number	V-Min	Name	Wire Part Number	Wire CSA	Wire Spec	Wire Material description	Wire Color Description	Wire Length	End2 Terminal Part Number	End2 Pin Name	End2 Connect or
52	-	-	WIRE223755	-	0.0	-	-	-	0.0	-	PIN1	-
53	-	-	WIRE223754	-	0.0	-	-	-	0.0	-	PIN1	-

Connector Name	1703M
Part Number	3595624C1
Instances	Powertrain J1939 (500Kbps) Endurant Transmission X15:Powertrain J1939 (500kbps) Endurant Transmission X15
Mates	1703F

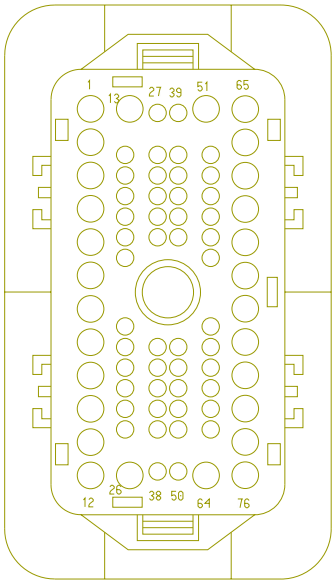

Name	Terminal Part Number	V-Min	Name	Wire Part Number	Wire CSA	Wire Spec	Wire Material description	Wire Color Description	Wire Length	End2 Terminal Part Number	End2 Pin Name	End2 Connect or
52	-	-	WIRE223755	-	0.0	-	-	-	0.0	-	PIN1	-
53	-	-	WIRE223754	-	0.0	-	-	-	0.0	-	PIN1	-

Connector Name	1703M
Part Number	3595624C1
Instances	Powertrain J1939 (500Kbps) Manual Transmission X15:Powertrain Standard J1939 (500kbps) Manual Transmission X15
Mates	1703F

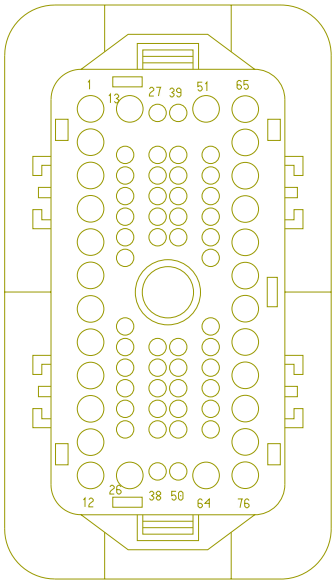

Name	Terminal Part Number	V-Min	Name	Wire Part Number	Wire CSA	Wire Spec	Wire Material description	Wire Color Description	Wire Length	End2 Terminal Part Number	End2 Pin Name	End2 Connect or
52	-	-	WIRE223755	-	0.0	-	-	-	0.0	-	PIN1	-
53	-	-	WIRE223754	-	0.0	-	-	-	0.0	-	PIN1	-

Connector Name	1703M
Part Number	3595624C1
Instances	Powertrain J1939 (500Kbps) TC10 Transmission X15:Powertrain J1939 (500kbps) TC10 Transmission X15
Mates	1703F

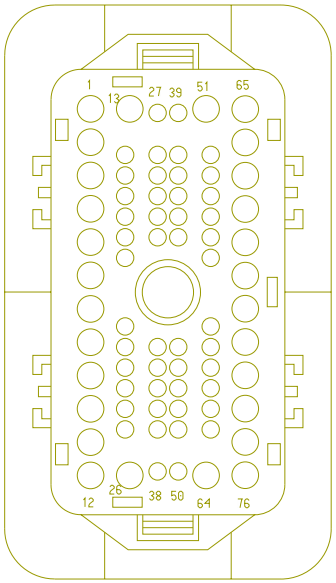

Name	Terminal Part Number	V-Min	Name	Wire Part Number	Wire CSA	Wire Spec	Wire Material description	Wire Color Description	Wire Length	End2 Terminal Part Number	End2 Pin Name	End2 Connect or
52	-	-	WIRE223755	-	0.0	-	-	-	0.0	-	PIN1	-
53	-	-	WIRE223754	-	0.0	-	-	-	0.0	-	PIN1	-

Connector Name	1703M
Part Number	3595625C1
Instances	LoneStar - X15 - Body Builder Lighting - (BOC EOF In Cab) (8HAB 8HAE 8HAU) (Manual):Diagram1 LoneStar - X15 - Body Builder Lighting - (BOC EOF In Cab) (8HAB 8HAE 8HAU) (Manual):Diagram2 LT/RH X15 - Backup Light (Dual Reverse Light) Allison-TC10:Diagram1 LT/RH X15 - Backup Light (Dual Reverse Light) Allison-TC10:Diagram2 LT/RH X15 - Backup Light (Dual Reverse LT) Procosion/ Endurant:Diagram1 LT/RH X15 - Backup Light (Dual Reverse LT) Procosion/ Endurant:Diagram2 LT/RH X15 - Backup Light (Reverse Light) Allison TC10:Diagram1 LT/RH X15 - Backup Light (Reverse Light) Allison TC10:Diagram2 LT/RH X15 - Backup Light (Single Reverse Light) Allison TC10:Diagram1 LT/RH X15 - Backup Light (Single Reverse Light) Allison TC10:Diagram2 LT/RH X15 - Backup Light (Single Reverse Light) Endurant:Diagram1 LT/RH X15 - Backup Light (Single Reverse Light) Endurant:Diagram2 LT/RH X15 - Backup Lights (Dual Reverse Light) Eaton/Manual Trans:Diagram1 LT/RH X15 - Backup Lights (Dual Reverse Light) Eaton/Manual Trans:Diagram2 LT/RH X15 - Backup Lights (Reverse Light) Eaton/Manual Trans:Diagram1 LT/RH X15 - Backup Lights (Reverse Light) Eaton/Manual Trans:Diagram2 LT/RH X15 - Backup Lights (Reverse Lights) Eaton/Manual Trans:Diagram1 LT/RH X15 - Backup Lights (Reverse Lights) Eaton/Manual Trans:Diagram2 LT/RH X15 - Backup Lights (Single Reverse Light) Eaton/Manual Trans:Diagram1 LT/RH X15 - Backup Lights (Single Reverse Light) Eaton/Manual Trans:Diagram2

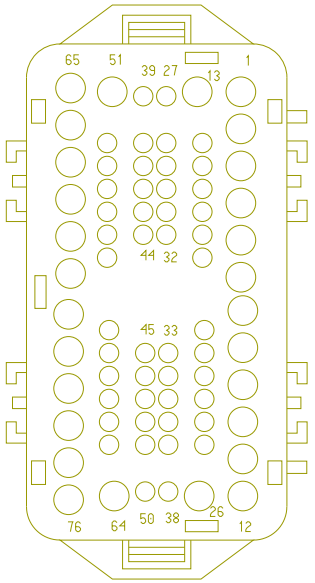

LT/RH - 2021 A26 - Heating Ventilation & Air Conditioning (HVAC) (Auto Control head W/PT Transducer N/Low Pressure SW):Diagram1 - HVAC
LT/RH - 2021 A26 - Heating Ventilation & Air Conditioning (HVAC) (Manual W/PT Transduce N/Low Pressure SW):Diagram1 - HVAC
LT/RH - A26 - Back-Up Alarm (Manual) W/ Tailboard:Diagram1
LT/RH - A26 - Back-Up Alarm (Manual) W/ Tailboard:Diagram2
LT/RH - A26 - Backup Light (Dual Reverse Light)Allison/ZF Trans:Diagram1
LT/RH - A26 - Backup Light (Dual Reverse Light)Allison/ZF Trans:Diagram2
LT/RH - A26 - Backup Light (Dual Reverse LT) - Relay Coil CTRL by TCM - 6 PIN:Diagram1
LT/RH - A26 - Backup Light (Dual Reverse LT) - Relay Coil CTRL by TCM - 6 PIN:Diagram2
LT/RH - A26 - Backup Light (Reverse Light) Allison/ZF Trans:Diagram1
LT/RH - A26 - Backup Light (Single Reverse Light) Procision, Endurant:Diagram1
LT/RH - A26 - Backup Light (Single Reverse Light) W/ Allison:Diagram1
LT/RH - A26 - Backup Light (Single Reverse Light)Yukon AMT:Diagram1
LT/RH - A26 - Backup Lights (Reverse Light) Eaton/Manual Trans:Diagram1
LT/RH - A26 - Backup Lights (Dual Reverse Light) Eaton/Manual Trans:Diagram1
LT/RH - A26 - Backup Lights (Dual Reverse Light) Eaton/Manual Trans:Diagram2
LT/RH - A26 - Backup Lights (Single Reverse Light) Eaton/ Manual Trans-Option 1:Diagram1 - 4x2
LT/RH - A26 - Backup Lights (Single Reverse Light) Eaton/ Manual Trans-Option 1:Diagram2 - 6x4
LT/RH - A26 - Backup Lights (Single Reverse Light) Eaton/ Manual Trans-Option2:Diagram1
LT/RH - A26 - Backup Lights (W/ BB TRLR SKT)Allison/ZF Trans:Diagram1
LT/RH - A26 - Body Builder Lighting - (BOC EOF In Cab) (8HAB 8HAE 8HAU) (Manual):Diagram1
LT/RH - A26 - Body Builder Lighting - (BOC EOF In Cab) (8HAB 8HAE 8HAU) (Manual):Diagram2
LT/RH - A26 - Transmission (Allison 3K):Diagram1
LT/RH - A26 - Transmission (Endurant):Diagram1

LT/RH - A26 - Transmission (Ultrashift + FAS):Diagram1
LT/RH - A26 - Transmission Power Take Off (Dual PTO W/ 42 Parameters & W/ Auto, AMT Trans):Diagram1- W/Endurant Trans
LT/RH - A26 - Transmission Power Take Off (Dual PTO W/ 42 Parameters & W/ Auto, AMT Trans):Diagram2 - N/ Endurant Trans
LT/RH - A26 - Transmission Power Take Off (Dual PTO W/ 42 Parameters & W/ Manual Trans):Diagram1
LT/RH - A26 - Transmission Power Take Off (Single PTO W/ 42 Parameters & W/ Manl Trans):Diagram1
LT/RH - A26 - Transmission Power Take Off (Single PTO W/42 Parameters & W/ Auto, AMT Trans):Diagram1 - W/ Endurant Trans
LT/RH - A26 - Transmission Power Take Off (Single PTO W/42 Parameters & W/ Auto, AMT Trans):Diagram2 - N/ Endurant Trans
LT/RH - A26 - Work Lights (2 Blunt Cuts Only W/O Relay) W/ Backup W/Manual Trans Day Cab:Diagram1
LT/RH - A26 - Work Lights (2 Blunt Cuts Only W/O Relay) W/ Backup W/Manual Trans Day Cab:Diagram2
LT/RH - A26 - Work Lights (2 Blunt Cuts Only W/O Relay) W/ Backup W/Manual Trans Day Cab:Diagram3
LT/RH - A26 - Work Lights (2 Blunt Cuts Only W/O Relay) W/ Backup W/Manual Trans Day Cab:Diagram4
LT/RH - A26 - Work Lights - LED W/ Sw Pack - Customer Supplied - Sleeper W/ RKE W/MAN REV:Diagram1
LT/RH - A26 - Work Lights - LED W/ Sw Pack - Customer Supplied - Sleeper W/ RKE W/MAN REV:Diagram2
LT/RH - A26 - Work Lights - LED W/ Sw Pack - Customer Supplied - Sleeper W/ RKE W/MAN REV:Diagram3
LT/RH - A26 - Work Lights - LED W/ Sw Pack - Customer Supplied - Sleeper W/ RKE W/MAN REV:Diagram4
LT/RH - A26 - Work Lights - LED W/ Sw Pack - Customer Supplied - Sleeper W/O RKE W/MAN REV:Diagram1
LT/RH - A26 - Work Lights - LED W/ Sw Pack - Customer Supplied - Sleeper W/O RKE W/MAN REV:Diagram2
LT/RH - A26 - Work Lights - LED W/ Sw Pack - Customer Supplied - Sleeper W/O RKE W/MAN REV:Diagram3
LT/RH - A26 - Work Lights - LED W/ Sw Pack - Customer Supplied - Sleeper W/O RKE W/MAN REV:Diagram4
LT/RH - A26 - Work Lights -LED W/ Sw Pack - Sleeper W/ RKE W/MAN REV:Diagram1

LT/RH - A26 - Work Lights -LED W/ Sw Pack - Sleeper W/ RKE W/MAN REV:Diagram2
LT/RH - A26 - Work Lights -LED W/ Sw Pack - Sleeper W/O RKE W/MAN REV:Diagram1
LT/RH - A26 - Work Lights -LED W/ Sw Pack - Sleeper W/O RKE W/MAN REV:Diagram2
LT/RH - A26 - Work Lights LED W/ Sw Pack - Day Cab W/ RKE W/MAN REV:Diagram1
LT/RH - A26 - Work Lights LED W/ Sw Pack - Day Cab W/ RKE W/MAN REV:Diagram2
LT/RH - A26 - Work Lights LED W/ Sw Pack - Day Cab W/O RKE W/MAN REV:Diagram1
LT/RH - A26 - Work Lights LED W/ Sw Pack - Day Cab W/O RKE W/MAN REV:Diagram2
LT/RH - A26 - Work Lights W/ Sw Pack - Customer Supplied W/ RKE W/MAN REV:Diagram1
LT/RH - A26 - Work Lights W/ Sw Pack - Customer Supplied W/ RKE W/MAN REV:Diagram2
LT/RH - A26 - Work Lights W/ Sw Pack - Customer Supplied W/ RKE W/MAN REV:Diagram3
LT/RH - A26 - Work Lights W/ Sw Pack - Customer Supplied W/ RKE W/MAN REV:Diagram4
LT/RH - A26 - Work Lights W/ Sw Pack - Customer Supplied W/ O RKE W/MAN REV:Diagram1
LT/RH - A26 - Work Lights W/ Sw Pack - Customer Supplied W/ O RKE W/MAN REV:Diagram2
LT/RH - A26 - Work Lights W/ Sw Pack - Customer Supplied W/ O RKE W/MAN REV:Diagram3
LT/RH - A26 - Work Lights W/ Sw Pack - Customer Supplied W/ O RKE W/MAN REV:Diagram4
LT/RH - Navistar A26 ECM:Diagram1
LT/RH - X15 - Body Builder Lighting - (BOC EOF In Cab) (8HAB 8HAE 8HAU) (Manual):Diagram1
LT/RH - X15 - Body Builder Lighting - (BOC EOF In Cab) (8HAB 8HAE 8HAU) (Manual):Diagram2
LT/RH - X15/A26 - Windshield Wipers Cruise Disable & Park Brake W/Wipers ON:Diagram1
LT/RH - X15/A26 - Windshield Wipers Cruise Disable W/Wipers ON:Diagram1
LT/RH/LoneStar - Cummins X15 ECM:Diagram1
LT/RH/LoneStar - X15 - Cranking (Starter) GEN4 BODY CONTROL MODULE W/ Thermal Overcrank - External Switch:Diagram1

LT/RH/LoneStar - X15 - Cranking (Starter) GEN4 BODY CONTROL MODULE W/O Thermal Overcrank Wiring:Diagram1
LT/RH/LoneStar - X15 - Transmission Oil Temperature-Manual Trans-Horizon Option 1:Diagram1
LT/RH/LoneStar - X15 - Transmission Oil Temperature-Manual Trans-Horizon Option 1:Diagram2
LT/RH/LoneStar - X15 - Transmission Oil Temperature-Manual Trans-Horizon Option 1:Diagram3
LT/RH/LoneStar - X15 - Transmission Oil Temperature-Manual Trans-Horizon Option 2:Diagram1
LT/RH/LoneStar - X15 - Transmission Oil Temperature-Manual Trans-Horizon Option 2:Diagram2
LT/RH/LoneStar - X15 - Transmission Oil Temperature-Manual Trans-Horizon Option 2:Diagram3
LT/RH/LoneStar - X15 - Transmission Power Take Off:Diagram1
LT/RH/LoneStar - X15 - Transmission Power Take Off Dual PTO with Clutch Interlock MANUAL:Diagram1
LT/RH/LoneStar - X15 - Transmission Power Take Off Dual Solenoid AUTO:Diagram1
LT/RH/LoneStar - X15 - Transmission Power Take Off W/ Clutch Interlock:Diagram1
LT/RH/LoneStar - X15 - Transmission Shifter (Eaton Endurant and Eaton Procision):Diagram1
LT/RH/LoneStar - X15 - Transmission Shifter (Universal Shifter - Ultrashift+ & FAS):Diagram1
LT/RH/LoneStar - X15 - Transmission SINGLE Power Take Off MANUAL:Diagram1
LT/RH/LoneStar - X15 - Vehicle Acceleration (w/ Two PWR Two GND & Two STS):Diagram1
LT/RH/LoneStar - X15 - Work Lights (2 Blunt Cuts Only W/O Relay) W/Backup W/Manual Trans:Diagram1
LT/RH/LoneStar - X15 - Work Lights (2 Blunt Cuts Only W/O Relay) W/Backup W/Manual Trans:Diagram2
LT/RH/LoneStar - X15 - Work Lights - LED W/ Sw Pack - Customer Supplied - Sleeper W/ RKE W/MAN REV:Diagram1
LT/RH/LoneStar - X15 - Work Lights - LED W/ Sw Pack - Customer Supplied - Sleeper W/ RKE W/MAN REV:Diagram2
LT/RH/LoneStar - X15 - Work Lights - LED W/ Sw Pack - Customer Supplied - Sleeper W/O RKE W/MAN REV:Diagram1
LT/RH/LoneStar - X15 - Work Lights - LED W/ Sw Pack - Customer Supplied - Sleeper W/O RKE W/MAN REV:Diagram2
LT/RH/LoneStar - X15 - Work Lights -LED W/ Sw Pack - Sleeper W/ RKE W/MAN REV:Diagram1

LT/RH/LoneStar - X15 - Work Lights -LED W/ Sw Pack - Sleeper W/O RKE W/MAN REV:Diagram1
LT/RH/LoneStar - X15 - Work Lights W/ Sw Pack - Customer Supplied W/ RKE W/MAN REV:Diagram1
LT/RH/LoneStar - X15 - Work Lights W/ Sw Pack - Customer Supplied W/ RKE W/MAN REV:Diagram2
LT/RH/LoneStar - X15 - Work Lights W/ Sw Pack - Customer Supplied W/O RKE W/MAN REV:Diagram1
LT/RH/LoneStar - X15 - Work Lights W/ Sw Pack - Customer Supplied W/O RKE W/MAN REV:Diagram2
LT/RH/LoneStar - X15/A26 - Windshield Wipers Park Brake W/ Wipers ON:Diagram1
LT/RH/LoneStar - X15/A26 - Windshield Wipers Standard:Diagram1
LT/RH/LoneStar X15 - Ambient Air Temperature Option 1:Diagram1
LT/RH/LoneStar X15 - Ambient Air Temperature Option 2:Diagram1
LT/RH/LoneStar X15 - Auto Start Stop Oil Temp Sensor Auto Trans:Diagram1
LT/RH/LoneStar X15 - Auto Start Stop Oil Temp Sensor Manual Trans:Diagram1
LT/RH/LoneStar X15 - Auto Start Stop with Sleeper Auto Climate / Cab Temp with Oil Temp Sensor Auto Trans:Diagram1
LT/RH/LoneStar X15 - Auto Start Stop with Sleeper Auto Climate / Cab Temp with Oil Temp Sensor Manual Trans:Diagram1
LT/RH/LoneStar X15 - Backup Light (Single Reverse Light) Endurant:Diagram1
LT/RH/LoneStar X15 - Backup Light (Single Reverse Light) Endurant:Diagram2
LT/RH/LoneStar X15 - Backup Light (Single Reverse Light) W/ Allison TC10:Diagram1
LT/RH/LoneStar X15 - Backup Light (Single Reverse Light) W/ Allison TC10:Diagram2
LT/RH/LoneStar X15 - Backup Light Endurant:Diagram1
LT/RH/LoneStar X15 - Backup Light Endurant:Diagram2
LT/RH/LoneStar X15 - Backup Lights (Single Reverse Light) Eaton/Manual Trans:Diagram1
LT/RH/LoneStar X15 - Backup Lights (Single Reverse Light) Eaton/Manual Trans:Diagram2
LT/RH/LoneStar X15 - Heating Ventilation & Air Conditioning (HVAC) Auto Temp Control:Diagram1 - HVAC

LT/RH/LoneStar X15 - Heating Ventilation & Air Conditioning (HVAC) Manual:Diagram1 - HVAC
LT/RH/LoneStar X15 - Work Lights LED W/ Sw Pack - Day Cab W/ RKE W/MAN REV:Diagram1
LT/RH/LoneStar X15 - Work Lights LED W/ Sw Pack - Day Cab W/O RKE W/MAN REV:Diagram1
LT/RH/LoneStar X15 - ZVR Splice Packs - 6702 & 6703:Diagram1

Mates 1703F

Name	Terminal Part Number	V-Min	Name	Wire Part Number	Wire CSA	Wire Spec	Wire Material description	Wire Color Description	Wire Length	End2 Terminal Part Number	End2 Pin Name	End2 Connect or
8	-	-	AA82-G	3510360 R1	1.16	16.0	Thin Wall XLPE Primary Cable	WHITE	1875.0	-	-	-
16	-	-	HA30B	3510330 R1	1.16	16.0	Thin Wall XLPE Primary Cable	TAN	3055.0	-	B6	J3-1600
17	-	-	AA74	3510299 R1	0.79	18.0	Thin Wall XLPE Primary Cable	LIGHT GREEN	3055.0	-	B5	J3-1600
19	-	-	3H6DB	3510311 R1	0.79	18.0	Thin Wall XLPE Primary Cable	GREY	3075.0	-	E6	J5-1602
20	-	-	3H77B	3510311 R1	0.79	18.0	Thin Wall XLPE Primary Cable	GREY	3055.0	-	B12	J3-1600
21	-	-	AZ92-GC	3510358 R1	0.53	20.0	Thin Wall XLPE Primary Cable	WHITE	3070.0	-	-	-

Name	Terminal Part Number	V-Min	Name	Wire Part Number	Wire CSA	Wire Spec	Wire Material description	Wire Color Description	Wire Length	End2 Terminal Part Number	End2 Pin Name	End2 Connector
21	-	-	GY92#134A	3510329 R1	0.79	18.0	Thin Wall XLPE Primary Cable	TAN	2240.0	-	-	-
23	-	-	3H77BA	3510299 R1	0.79	18.0	Thin Wall XLPE Primary Cable	LIGHT GREEN	2760.0	-	A12	J7-1607
24	-	-	HZ41EJ	3510311 R1	0.79	18.0	Thin Wall XLPE Primary Cable	GREY	2635.0	-	-	-
24	-	-	HZ41EJ	3510311 R1	0.79	18.0	Thin Wall XLPE Primary Cable	GREY	2635.0	-	F	3200M
25	-	-	HZ41DJ	3510329 R1	0.79	18.0	Thin Wall XLPE Primary Cable	TAN	2635.0	-	-	-
25	-	-	HZ41DJ	3510329 R1	0.79	18.0	Thin Wall XLPE Primary Cable	TAN	2635.0	-	E	3200M
26	-	-	2T92ZB	3510329 R1	0.79	18.0	Thin Wall XLPE Primary Cable	TAN	2240.0	-	-	-
26	-	-	2T92ZB	3510329 R1	0.79	18.0	Thin Wall XLPE Primary Cable	TAN	2240.0	-	B	7900F

Name	Terminal Part Number	V-Min	Name	Wire Part Number	Wire CSA	Wire Spec	Wire Material description	Wire Color Description	Wire Length	End2 Terminal Part Number	End2 Pin Name	End2 Connector
28	-	-	AZ92B	3510329 R1	0.79	18.0	Thin Wall XLPE Primary Cable	TAN	3070.0	-	-	-
28	-	-	GY92#14 1A	3510329 R1	0.79	18.0	Thin Wall XLPE Primary Cable	TAN	3215.0	-	-	-
29	-	-	3B17	3510324 R1	1.16	16.0	Thin Wall XLPE Primary Cable	PINK	3215.0	-	T	J6-1606
29	-	-	AF17	3510324 R1	1.16	16.0	Thin Wall XLPE Primary Cable	PINK	3215.0	-	-	-
31	-	-	MD92#117	3510329 R1	0.79	18.0	Thin Wall XLPE Primary Cable	TAN	3070.0	-	-	-
33	-	-	MN92	3510329 R1	0.79	18.0	Thin Wall XLPE Primary Cable	TAN	2240.0	-	C	7900F
33	-	-	MN92	3510329 R1	0.79	18.0	Thin Wall XLPE Primary Cable	TAN	2240.0	-	-	-
34	-	-	MN92AA	3510311 R1	0.79	18.0	Thin Wall XLPE Primary Cable	GREY	2240.0	-	D	7900F

Name	Terminal Part Number	V-Min	Name	Wire Part Number	Wire CSA	Wire Spec	Wire Material description	Wire Color Description	Wire Length	End2 Terminal Part Number	End2 Pin Name	End2 Connector
34	-	-	MN92AA	3510311 R1	0.79	18.0	Thin Wall XLPE Primary Cable	GREY	2240.0	-	-	-
35	-	-	AA9AA	3510311 R1	0.79	18.0	Thin Wall XLPE Primary Cable	GREY	2895.0	-	X	-
35	-	-	1A9AA	-	0.0	18.0	-	GREY	0.0	-	X	-
36	-	-	1A97B	-	0.0	18.0	-	VIOLET	0.0	-	-	-
36	-	-	AA97B	3510347 R1	0.79	18.0	Thin Wall XLPE Primary Cable	VIOLET	2115.0	-	B4	1800
37	-	-	1A97NA	-	0.0	18.0	-	VIOLET	0.0	-	-	-
37	-	-	AA97NA	3510347 R1	0.79	18.0	Thin Wall XLPE Primary Cable	VIOLET	2115.0	-	B6	1800
38	-	-	1A97MA	-	0.0	18.0	-	VIOLET	0.0	-	-	-
38	-	-	AA97MA	3510347 R1	0.79	18.0	Thin Wall XLPE Primary Cable	VIOLET	2115.0	-	B5	1800
42	-	-	AZ92#16 3A	3510324 R1	1.16	16.0	Thin Wall XLPE Primary Cable	PINK	3184.0	-	-	-
42	-	-	GY92#16 3A	3510324 R1	1.16	16.0	Thin Wall XLPE Primary Cable	PINK	3125.0	-	-	-

Name	Terminal Part Number	V-Min	Name	Wire Part Number	Wire CSA	Wire Spec	Wire Material description	Wire Color Description	Wire Length	End2 Terminal Part Number	End2 Pin Name	End2 Connector
44	-	-	EY71B	3510318 R1	1.16	16.0	Thin Wall XLPE Primary Cable	ORANGE	905.0	-	X	-
44	-	-	BP71B	3510318 R1	1.16	16.0	Thin Wall XLPE Primary Cable	ORANGE	2325.0	-	-	-
44	-	-	EY71BD	3510318 R1	1.16	16.0	Thin Wall XLPE Primary Cable	ORANGE	1420.0	-	X	-
44	-	-	EY71B	3510318 R1	1.16	16.0	Thin Wall XLPE Primary Cable	ORANGE	905.0	-	-	-
45	-	-	3T92#16 5A	3510329 R1	0.79	18.0	Thin Wall XLPE Primary Cable	TAN	3040.0	-	R2-86	1012
45	-	-	3T92#16 5A	3510329 R1	0.79	18.0	Thin Wall XLPE Primary Cable	TAN	3040.0	-	R2-86	A02_1012
45	-	-	BJ92R1	3510329 R1	0.79	18.0	Thin Wall XLPE Primary Cable	TAN	3040.0	-	R2-86	1012
45	-	-	BJ92R1	3510329 R1	0.79	18.0	Thin Wall XLPE Primary Cable	TAN	3040.0	-	-	-

Name	Terminal Part Number	V-Min	Name	Wire Part Number	Wire CSA	Wire Spec	Wire Material description	Wire Color Description	Wire Length	End2 Terminal Part Number	End2 Pin Name	End2 Connector
45	-	-	BJ92R1	3510329 R1	0.79	18.0	Thin Wall XLPE Primary Cable	TAN	3040.0	-	R2-86	A02_1012
45	-	-	3T92#16 5A	3510329 R1	0.79	18.0	Thin Wall XLPE Primary Cable	TAN	3040.0	-	-	-
45	-	-	GM92#16 5A	-	0.0	18.0	-	TAN	0.0	-	-	-
47	-	-	1A99B	-	0.0	18.0	-	VIOLET	0.0	-	-	-
47	-	-	AA99B	3510347 R1	0.79	18.0	Thin Wall XLPE Primary Cable	VIOLET	2115.0	-	C4	1800
48	-	-	1A99DA	-	0.0	18.0	-	VIOLET	0.0	-	-	-
48	-	-	AA99DA	3510347 R1	0.79	18.0	Thin Wall XLPE Primary Cable	VIOLET	2115.0	-	C6	1800
49	-	-	1A97C	-	0.0	18.0	-	VIOLET	0.0	-	-	-
49	-	-	AA97C	3510347 R1	0.79	18.0	Thin Wall XLPE Primary Cable	VIOLET	2115.0	-	C5	1800
54	-	-	EH97F	3510348 R1	1.16	16.0	Thin Wall XLPE Primary Cable	VIOLET	3125.0	-	-	-
55	-	-	BF70D	-	0.0	18.0	-	ORANGE	0.0	-	-	-
56	-	-	BF70E	-	0.0	18.0	-	ORANGE	0.0	-	-	-

Name	Terminal Part Number	V-Min	Name	Wire Part Number	Wire CSA	Wire Spec	Wire Material description	Wire Color Description	Wire Length	End2 Terminal Part Number	End2 Pin Name	End2 Connector
59	-	-	FE88A	3510299 R1	0.79	18.0	Thin Wall XLPE Primary Cable	LIGHT GREEN	3075.0	-	F15	J5-1602
59	-	-	BA88A	-	0.0	18.0	-	LIGHT GREEN	0.0	-	R	J6-1606
60	-	-	FD88	3510299 R1	0.79	18.0	Thin Wall XLPE Primary Cable	LIGHT GREEN	3075.0	-	F14	J5-1602
60	-	-	FC88	3510299 R1	0.79	18.0	Thin Wall XLPE Primary Cable	LIGHT GREEN	3075.0	-	E9	J5-1602
61	-	-	DS31J	3510329 R1	0.79	18.0	Thin Wall XLPE Primary Cable	TAN	3055.0	-	B7	J3-1600
65	-	-	AA77	3510299 R1	0.79	18.0	Thin Wall XLPE Primary Cable	LIGHT GREEN	2660.0	-	C	J1-1603
65	-	-	1A77	-	0.0	16.0	-	LIGHT GREEN	0.0	-	C	J1-1603
66	-	-	BP71AA	3510318 R1	1.16	16.0	Thin Wall XLPE Primary Cable	ORANGE	3125.0	-	-	-
66	-	-	BJ92R2	3510329 R1	0.79	18.0	Thin Wall XLPE Primary Cable	TAN	3040.0	-	R2-85	1012
66	-	-	BK92R2	-	0.0	18.0	-	TAN	0.0	-	-	-

Name	Terminal Part Number	V-Min	Name	Wire Part Number	Wire CSA	Wire Spec	Wire Material description	Wire Color Description	Wire Length	End2 Terminal Part Number	End2 Pin Name	End2 Connect or
66	-	-	BJ92R2	3510329 R1	0.79	18.0	Thin Wall XLPE Primary Cable	TAN	3040.0	-	R2-85	A02_1012
66	-	-	EY71BB	3510318 R1	1.16	16.0	Thin Wall XLPE Primary Cable	ORANGE	3125.0	-	-	-
69	-	-	YG82K	3510312 R1	1.16	16.0	Thin Wall XLPE Primary Cable	GREY	2950.0	-	R5-87	1011
70	-	-	AA82L	3510312 R1	1.16	16.0	Thin Wall XLPE Primary Cable	GREY	2950.0	-	R5-87A	1011
72	-	-	AA82J	3510312 R1	1.16	16.0	Thin Wall XLPE Primary Cable	GREY	2950.0	-	R2-87A	1011
74	-	-	AA82D	3510312 R1	1.16	16.0	Thin Wall XLPE Primary Cable	GREY	2545.0	-	X	-

Connector Name	1703M
Part Number	3595625C1
Short Description	IP/Engine
Instances	LoneStar - X15 - Modesty Lighting W/ Day Cab W/ 2 Turn /0 Marker:Diagram1 LoneStar - X15 - Modesty Lighting W/ Sleeper W/ 4 Side Turns / 0 Marker:Diagram1 LT/RH - 2021 A26 - Transmission Shifter (Eaton Endurant and Eaton Procision):Diagram1 LT/RH - 2021 A26 - Transmission Shifter (Universal Stalk Shifter - Allison 3K/4K):Diagram1 LT/RH - 2021 A26 - Transmission Shifter (Universal Stalk Shifter, Ultrashift):Diagram1 LT/RH - A26 - Air Filter Flow Restriction Monitoring (LED Indicator):Diagram1 LT/RH - A26 - Ambient Temperature (Mirror Sensor):Diagram1 LT/RH - A26 - Auto Neutral (Allison with Multiplex Switch and Confirmation Telltale):Diagram1 LT/RH - A26 - Back of Cab Aux Work Light (2 blunt cuts without relay) (Backup with Manual Trans- not Endurant):Diagram1 LT/RH - A26 - Back of Cab Aux Work Light (2 blunt cuts without relay) (Backup with Manual Trans- not Endurant):Diagram2 LT/RH - A26 - Cranking (Starter) (BCM Controlled & N/ Wired Thermal Over-Crank):Diagram1 LT/RH - A26 - Cranking (Starter) (BCM Controlled & N/ Wired Thermal Overcrank):Diagram1 LT/RH - A26 - Cranking (Starter) (BCM Controlled & W/ Wired Thermal Over-crank):Diagram1 LT/RH - A26 - Cranking (Starter) (BCM Controlled & W/ Wired Thermal Overcrank):Diagram1 LT/RH - A26 - Starter Interlock (BCM HSD Controlled w/ Relay & N/ Neutral Switch):Diagram1 LT/RH - A26 - Starter Interlock (BCM HSD Controlled W/ Relay & W/ Neutral Switch):Diagram1 LT/RH - A26 - Starter Interlock (BCM HSD CTRL W/ Clutch Switch W/ Neutral Switch):Diagram1 LT/RH - A26 - Starter Interlocks (BCM controlled with input from Allison TCM:Diagram1 LT/RH - A26 - Starter Interlocks (Service Brake Interlock):Diagram1 LT/RH - A26 - Transmission Oil Temperature (Manual Trans W/ Aux Gauge):Diagram1

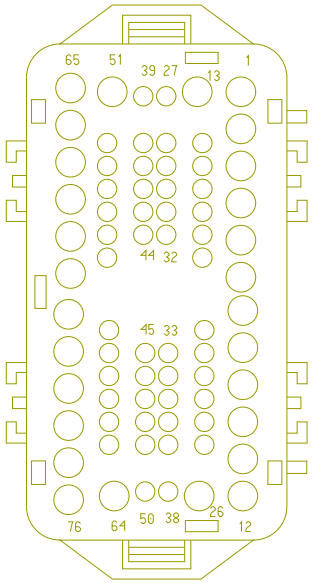

LT/RH - A26 - Transmission Oil Temperature (Manual Trans):Diagram1
LT/RH - A26 - Transmission Power Take Off (Active Low Feedback):Diagram1
LT/RH - X15/A26 - Modesty Lighting W/ Day Cab W/ 2 Turn /0 Marker:Diagram1
LT/RH - X15/A26 - Modesty Lighting W/ Sleeper W/ 4 Side Turns / 0 Marker:Diagram1
LT/RH - X15/A26 - Skirt Light Customer Supplied:Diagram1
LT/RH A26 - Back-Up Alarm (Manual) and UltraShift+:Diagram1
LT/RH A26 - Back-Up Alarm (Manual) and UltraShift+:Diagram2
LT/RH A26 - Back-Up Alarm (Manual) and UltraShift+:Diagram3
LT/RH A26 - Back-Up Alarm (Manual) and UltraShift+:Diagram4
LT/RH A26 - Back-Up Alarm (Manual) and UltraShift+:Diagram5
LT/RH A26 - Back-Up Alarm (Manual) and UltraShift+:Diagram6
LT/RH A26 - Back-Up Alarm (Manual) and UltraShift+:Diagram7
LT/RH A26 - Back-Up Alarm (Manual) and UltraShift+:Diagram8
LT/RH A26 - Back-Up Alarm (Manual) (W/ Tail Light Bar Assy):Diagram1
LT/RH A26 - Back-Up Alarm (Manual) (W/ Tail Light Bar Assy):Diagram2
LT/RH A26 - Back-Up Alarm (Manual) (W/ Tail Light Bar Assy):Diagram3
LT/RH A26 - Back-Up Alarm (Manual) (W/ Tail Light Bar Assy):Diagram4
LT/RH/LoneStar - X15 - Air Flow Restriction Monitoring:Diagram1
LT/RH/LoneStar - X15 - Starter Interlock (BCM HSD controlled W/ Clutch Switch W/ Auto Start Stop):Diagram1
LT/RH/LoneStar - X15 - Starter Interlock (BCM LSD Controlled w/ Relay)_EATON XMSN:Diagram1
LT/RH/LoneStar - X15 - Starter Interlocks (Service Brake Interlock):Diagram1
LT/RH/LoneStar - X15 - Starter Interlocks ISX TC10:Diagram1
LT/RH/LoneStar X15 - Back-Up Alarm (Manual) and UltraShift +:Diagram1
LT/RH/LoneStar X15 - Back-Up Alarm (Manual) and UltraShift +:Diagram2
LT/RH/LoneStar X15 - Back-Up Alarm (Manual) and UltraShift +:Diagram3
LT/RH/LoneStar X15 - Back-Up Alarm (Manual) and UltraShift +:Diagram4
LT/RH/LoneStar X15 - Back-Up Alarm (Manual) (W/ Tail Light Bar Assy):Diagram1

LT/RH/LoneStar X15 - Back-Up Alarm (Manual) (W/ Tail Light Bar Assy):Diagram2
LT/RH/LoneStar X15 - Endurant Transmission:Diagram1
LT/RH/LoneStar X15 - TC10 Series:Diagram1
LT/RH/LoneStar X15 - Ultrashift Plus:Diagram1

Mates 1703F

Name	Terminal Part Number	V-Min	Name	Wire Part Number	Wire CSA	Wire Spec	Wire Material description	Wire Color Description	Wire Length	End2 Terminal Part Number	End2 Pin Name	End2 Connector
1	-	-	AA57A	3510318 R1	1.16	16.0	Thin Wall XLPE Primary Cable	ORANGE	2375.0	-	-	-
10	-	-	AA54-GXE	3510360 R1	1.16	16.0	Thin Wall XLPE Primary Cable	WHITE	705.0	-	-	-
12	-	-	DY54-GXA	3510360 R1	1.16	16.0	Thin Wall XLPE Primary Cable	WHITE	585.0	-	X	-
15	-	-	AA54A	3510306 R1	1.16	16.0	Thin Wall XLPE Primary Cable	BROWN	1515.0	-	-	-
18	-	-	WM13ARB	3510323 R1	0.79	18.0	Thin Wall XLPE Primary Cable	PINK	3214.0	-	-	-
18	-	-	AU28BA	3510329 R1	0.79	18.0	Thin Wall XLPE Primary Cable	TAN	3075.0	-	F9	J5-1602
21	-	-	AZ92-GC	3510358 R1	0.53	20.0	Thin Wall XLPE Primary Cable	WHITE	3070.0	-	R2-86	1014

Name	Terminal Part Number	V-Min	Name	Wire Part Number	Wire CSA	Wire Spec	Wire Material description	Wire Color Description	Wire Length	End2 Terminal Part Number	End2 Pin Name	End2 Connector
21	-	-	AZ92-GC	3510358 R1	0.53	20.0	Thin Wall XLPE Primary Cable	WHITE	3070.0	-	R2-86	A02_1014
21	-	-	GY92#13 4A	3510329 R1	0.79	18.0	Thin Wall XLPE Primary Cable	TAN	2240.0	-	B	7900F
22	-	-	DT104-GA	3510360 R1	1.16	16.0	Thin Wall XLPE Primary Cable	WHITE	3215.0	-	M	J6-1606
24	-	-	HZ41EJ	3510311 R1	0.79	18.0	Thin Wall XLPE Primary Cable	GREY	2635.0	-	F	3000M
25	-	-	HZ41DJ	3510329 R1	0.79	18.0	Thin Wall XLPE Primary Cable	TAN	2635.0	-	E	3000M
26	-	-	2T92ZB	3510329 R1	0.79	18.0	Thin Wall XLPE Primary Cable	TAN	2240.0	-	B	7900F
27	-	-	WM10ARB	3510359 R1	0.79	18.0	Thin Wall XLPE Primary Cable	WHITE	2307.0	-	-	-
28	-	-	AZ92B	3510329 R1	0.79	18.0	Thin Wall XLPE Primary Cable	TAN	3070.0	-	R2-85	1014

Name	Terminal Part Number	V-Min	Name	Wire Part Number	Wire CSA	Wire Spec	Wire Material description	Wire Color Description	Wire Length	End2 Terminal Part Number	End2 Pin Name	End2 Connector
28	-	-	GY92#141A	3510329 R1	0.79	18.0	Thin Wall XLPE Primary Cable	TAN	3215.0	-	M	J6-1606
28	-	-	AZ92B	3510329 R1	0.79	18.0	Thin Wall XLPE Primary Cable	TAN	3070.0	-	R2-85	A02_1014
29	-	-	3B17	3510324 R1	1.16	16.0	Thin Wall XLPE Primary Cable	PINK	3215.0	-	T	J6-1606
29	-	-	GP17	3510324 R1	1.16	16.0	Thin Wall XLPE Primary Cable	PINK	3215.0	-	T	J6-1606
29	-	-	GP17	3510324 R1	1.16	16.0	Thin Wall XLPE Primary Cable	PINK	3215.0	-	T	A02_1606
30	-	-	MD92#103	3510329 R1	0.79	18.0	Thin Wall XLPE Primary Cable	TAN	3070.0	-	R2-87	A02_1014
31	-	-	MD92#117	3510329 R1	0.79	18.0	Thin Wall XLPE Primary Cable	TAN	3070.0	-	R2-30	A02_1014
33	-	-	MN92	3510329 R1	0.79	18.0	Thin Wall XLPE Primary Cable	TAN	2240.0	-	C	7900F

Name	Terminal Part Number	V-Min	Name	Wire Part Number	Wire CSA	Wire Spec	Wire Material description	Wire Color Description	Wire Length	End2 Terminal Part Number	End2 Pin Name	End2 Connector
34	-	-	MN92AA	3510311 R1	0.79	18.0	Thin Wall XLPE Primary Cable	GREY	2240.0	-	D	7900F
35	-	-	AA9AA	3510311 R1	0.79	18.0	Thin Wall XLPE Primary Cable	GREY	2895.0	-	X	-
40	-	-	DT104AL	3510354 R1	1.16	16.0	Thin Wall XLPE Primary Cable	DARK BLUE	2940.0	-	-	-
42	-	-	AZ92#16 3A	3510324 R1	1.16	16.0	Thin Wall XLPE Primary Cable	PINK	3184.0	-	-	-
42	-	-	GY92#16 3A	3510324 R1	1.16	16.0	Thin Wall XLPE Primary Cable	PINK	3125.0	-	-	-
42	-	-	AZ13A	2643752 R1	1.16	16.0	Std. Wall XLPE Primary Cable	PINK	3125.0	-	-	-
44	-	-	EY71B	3510318 R1	1.16	16.0	Thin Wall XLPE Primary Cable	ORANGE	905.0	-	X	-
44	-	-	EY71B	3510318 R1	1.16	16.0	Thin Wall XLPE Primary Cable	ORANGE	905.0	-	-	-

Name	Terminal Part Number	V-Min	Name	Wire Part Number	Wire CSA	Wire Spec	Wire Material description	Wire Color Description	Wire Length	End2 Terminal Part Number	End2 Pin Name	End2 Connector
44	-	-	BP71B	3510318 R1	1.16	16.0	Thin Wall XLPE Primary Cable	ORANGE	2325.0	-	-	-
60	-	-	FD88	3510299 R1	0.79	18.0	Thin Wall XLPE Primary Cable	LIGHT GREEN	3075.0	-	F14	J5-1602
61	-	-	DS31J	3510329 R1	0.79	18.0	Thin Wall XLPE Primary Cable	TAN	3055.0	-	B7	J3-1600
76	-	-	DY54XA	3510306 R1	1.16	16.0	Thin Wall XLPE Primary Cable	BROWN	2955.0	-	X	-

Connector Name	1776
Part Number	4062806C1
Instances	Powertrain J1939 (500Kbps) Eaton Ultrashift+ Transmission X15:Powertrain J1939 (500kbps) Eaton Ultrashift+ X15 Powertrain J1939 (500Kbps) Endurant Transmission X15:Powertrain J1939 (500kbps) Endurant Transmission X15 Powertrain J1939 (500Kbps) Manual Transmission X15:Powertrain Standard J1939 (500kbps) Manual Transmission X15 Powertrain J1939 (500Kbps) TC10 Transmission X15:Powertrain J1939 (500kbps) TC10 Transmission X15
Mates	DEV10130



Name	Terminal Part Number	V-Min	Name	Wire Part Number	Wire CSA	Wire Spec	Wire Material description	Wire Color Description	Wire Length	End2 Terminal Part Number	End2 Pin Name	End2 Connector
7	-	-	WIRE223742	-	0.0	-	-	-	0.0	-	PIN1	-
15	-	-	WIRE223762	-	0.0	-	-	-	0.0	-	PIN1	-

Connector Name	1800F
Part Number	3612512C1
Short Description	CAB HARNESS CONNECTOR
Instances	LoneStar - X15 - Headlights Halogen N/INT N/LOWW:Diagram1 LoneStar - X15 - Headlights Halogen N/INT W/LOWW:Diagram1 LoneStar - X15 - Headlights Halogen W/INT N/LOWW:Diagram1 LoneStar - X15 - Headlights Halogen W/INT W/ LOWW:Diagram1 LoneStar - X15 - Windshield Washer Pump:Diagram1 LoneStar - X15 - Windshield Washer Pump & Low Fluid Sensor:Diagram1 LT - X15/A26 - Headlights Halogen N/INT N/LOWW:Diagram1 LT - X15/A26 - Headlights Halogen N/INT W/LOWW:Diagram1 LT - X15/A26 - Headlights Halogen W/INT N/LOWW:Diagram1 LT - X15/A26 - Headlights Halogen W/INT W/LOWW:Diagram1 LT - X15/A26 - Headlights LED N/ INT N/LOWW:Diagram1 LT - X15/A26 - Headlights LED N/ INT W/LOWW:Diagram1 LT - X15/A26 - Headlights LED W/INT N/LOWW:Diagram1 LT - X15/A26 - Headlights LED W/INT W/LOWW:Diagram1 LT/RH - A26 - Service Brake Switch (Multiple Service Brake Switch W/ Redundant Switch):Diagram1 LT/RH - A26 - Service Brake Switch(Multiple Brake Switch N/ Redundant Brake Switch):Diagram1 LT/RH - X15/A26 - 10 PIN ClockSpring:Diagram1 LT/RH - X15/A26 - Bendix Stability Control For Tractor or Tractors with Trailer Tow:Diagram1 LT/RH - X15/A26 - Bendix Stability Control For Tractor or Tractors with Trailer Tow:Diagram2 LT/RH - X15/A26 - Bendix; Tractor or Towing Truck; W/ Air SUSP; J1939 Driven Lamp:Diagram1 LT/RH - X15/A26 - Bendix; Tractor or Towing Truck; W/ Air SUSP; J1939 Driven Lamp:Diagram2 LT/RH - X15/A26 - Directional Signal (Turn) With HEADLIGHTS:Diagram1 LT/RH - X15/A26 - Directional Signal (Turn) With HEADLIGHTS (HAL-125):Diagram1 LT/RH - X15/A26 - Directional Signal (Turn) With HEADLIGHTS (LED-125):Diagram1 LT/RH - X15/A26 - Directional Signal (Turn) With HEADLIGHTS Option2:Diagram1 LT/RH - X15/A26 - Park Brake Control (Monitoring) (W/Vehicle Speed):Diagram1

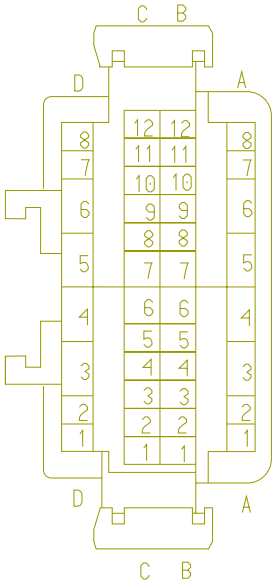

LT/RH - X15/A26 - Park Brake Control (Monitoring)(GEN IV BCM):Diagram1
LT/RH - X15/A26 - Radio W/Steering Wheel Pod N/ Remote:Diagram1
LT/RH - X15/A26 - Wabco Full Stability Control:Diagram1
LT/RH - X15/A26 - Wabco Full Stability Control:Diagram2
LT/RH - X15/A26 - Windshield Washer Pump:Diagram1
LT/RH - X15/A26 - Windshield Washer Pump & Low Fluid Sensor:Diagram1
LT/RH - X15/A26 - Windshield Wipers Cruise Disable & Park Brake W/Wipers ON:Diagram1
LT/RH - X15/A26 - Windshield Wipers Cruise Disable W/Wipers ON:Diagram1
LT/RH/LoneStar - X15 - Starter Interlock (BCM HSD controlled W/ Clutch Switch N/ Auto Start Stop):Diagram1
LT/RH/LoneStar - X15 - Starter Interlock (BCM HSD controlled W/ Clutch Switch W/ Auto Start Stop):Diagram1
LT/RH/LoneStar - X15 - Vehicle Acceleration (w/ Two PWR Two GND & Two STS):Diagram1
LT/RH/LoneStar - X15/A26 - Adjustable Engine Speed Control (PTO) 4-pin Clockspring:Diagram1
LT/RH/LoneStar - X15/A26 - Adjustable Engine Speed Control (PTO) 10-PIN ClockSpring:Diagram1
LT/RH/LoneStar - X15/A26 - Brake Pressure (Auxiliary Gauge):Diagram1
LT/RH/LoneStar - X15/A26 - Brake Pressure (Virtual Gauge):Diagram1
LT/RH/LoneStar - X15/A26 - Brake Switch:Diagram1
LT/RH/LoneStar - X15/A26 - Clutch Monitoring (High and Low Switch to BCM):Diagram1
LT/RH/LoneStar - X15/A26 - Compressed Air Supply (Primary and Secondary Gauge):Diagram1
LT/RH/LoneStar - X15/A26 - Engine Idle Increment/Decrement (Steering Wheel Switch - 4 Pin):Diagram1
LT/RH/LoneStar - X15/A26 - Engine Idle Increment/Decrement (Steering Wheel Switch - 10 Pin):Diagram1
LT/RH/LoneStar - X15/A26 - MARKER/PARK LIGHTS - W/ Marker Interrupt 10pin CLCKSPRING:Diagram1
LT/RH/LoneStar - X15/A26 - Park Brake Controls (Non Lever Park Brake):Diagram1
LT/RH/LoneStar - X15/A26 - Park Brake Controls (with Alarm IGN ON/OFF):Diagram1
LT/RH/LoneStar - X15/A26 - PARK LIGHTS - W/Marker Interrupt 4 pin clockspring:Diagram1

LT/RH/LoneStar - X15/A26 - Radio (Bluetooth) W/Steering Wheel Pod N/ Remote W/MIC:Diagram1
LT/RH/LoneStar - X15/A26 - Radio W/Steering Wheel Pod W/ Remote:Diagram1
LT/RH/LoneStar - X15/A26 - Radio(Bluetooth) W/Steering Wheel W/Remote W/MIC:Diagram1
LT/RH/LoneStar - X15/A26 - Telematics (TRIPMASTER DAYCAB):Diagram1
LT/RH/LoneStar - X15/A26 - Telematics (TRIPMASTER SLEEPER):Diagram1
LT/RH/LoneStar - X15/A26 - Vehicle Speed Control (Cruise Control) 4 - PIN:Diagram1
LT/RH/LoneStar - X15/A26 - Windshield Wipers Park Brake W/ Wipers ON:Diagram1
LT/RH/LoneStar - X15/A26 - Windshield Wipers Standard:Diagram1
RH - X15/A26 - Directional Signal (Turn) W/ HEADLIGHTS:Diagram1
RH - X15/A26 - Headlights Halogen N/INT N/LOWW:Diagram1
RH - X15/A26 - Headlights Halogen N/INT W/LOWW:Diagram1
RH - X15/A26 - Headlights Halogen W/INT N/LOWW:Diagram1
RH - X15/A26 - Headlights Halogen W/INT W/LOWW:Diagram1
RH - X15/A26 - Headlights LED N/INT N/LOWW LT:Diagram1
RH - X15/A26 - Headlights LED N/INT W/LOWW LT:Diagram1
RH - X15/A26 - Headlights LED W/INT N/LOWW LT:Diagram1
RH - X15/A26 - Headlights LED W/INT W/LOWW LT:Diagram1

Mates 1800

Name	Terminal Part Number	V-Min	Name	Wire Part Number	Wire CSA	Wire Spec	Wire Material description	Wire Color Description	Wire Length	End2 Terminal Part Number	End2 Pin Name	End2 Connector
A1	-	-	BA56B	3510317 R1	0.79	18.0	Thin Wall XLPE Primary Cable	ORANGE	0.0	-	1	1801
A2	-	-	BA57B	3510317 R1	0.79	18.0	Thin Wall XLPE Primary Cable	ORANGE	0.0	-	2	1801

Name	Terminal Part Number	V-Min	Name	Wire Part Number	Wire CSA	Wire Spec	Wire Material description	Wire Color Description	Wire Length	End2 Terminal Part Number	End2 Pin Name	End2 Connector
A3	-	-	BH11-GA	2643674 R1	0.79	18.0	Std. Wall XLPE Primary Cable	WHITE	550.0	-	X	-
A3	-	-	BJ11-GA	2643674 R1	0.79	18.0	Std. Wall XLPE Primary Cable	WHITE	1065.0	-	6	1801
A4	-	-	BP9	2643673 R1	0.79	18.0	Std. Wall XLPE Primary Cable	GREY	450.0	-	X	-
A4	-	-	BH9	2643673 R1	0.79	18.0	Std. Wall XLPE Primary Cable	GREY	450.0	-	X	-
A4	-	-	BJ9	2643673 R1	0.79	18.0	Std. Wall XLPE Primary Cable	GREY	450.0	-	X	-
A4	-	-	BM9	2643673 R1	0.79	18.0	Std. Wall XLPE Primary Cable	GREY	450.0	-	X	-
A5	-	-	BA87E	3510311 R1	0.79	18.0	Thin Wall XLPE Primary Cable	GREY	1065.0	-	12	1801
A6	-	-	[BF94MN]	V-14-TXL	1.91	14.0	Thin Wall XLPE Primary Cable	Not Applicable	750.0	-	3	B01-1824

Name	Terminal Part Number	V-Min	Name	Wire Part Number	Wire CSA	Wire Spec	Wire Material description	Wire Color Description	Wire Length	End2 Terminal Part Number	End2 Pin Name	End2 Connector
A7	-	-	BA52B	3510335 R1	0.79	18.0	Thin Wall XLPE Primary Cable	YELLOW 2	1065.0	-	3	1801
A8	-	-	BA102A	3510335 R1	0.79	18.0	Thin Wall XLPE Primary Cable	YELLOW 2	1065.0	-	4	1801
B1	-	-	BA82C	3510311 R1	0.79	18.0	Thin Wall XLPE Primary Cable	GREY	1065.0	-	5	1801
B2	-	-	BA40A	2643673 R1	0.79	18.0	Std. Wall XLPE Primary Cable	GREY	800.0	-	C	B01-1804
B3	-	-	BA6	2643673 R1	0.79	18.0	Std. Wall XLPE Primary Cable	GREY	550.0	-	X	-
B4	-	-	BD97B	2643718 R1	0.79	18.0	Std. Wall XLPE Primary Cable	VIOLET	600.0	-	B	B01-1809
B5	-	-	BD99D	4092319 R1	0.79	18.0	Std. Wall XLPE Primary Cable	VIOLET/ WHITE	600.0	-	D	B01-1809
B6	-	-	BD97N	2643718 R1	0.79	18.0	Std. Wall XLPE Primary Cable	VIOLET	600.0	-	E	B01-1809

Name	Terminal Part Number	V-Min	Name	Wire Part Number	Wire CSA	Wire Spec	Wire Material description	Wire Color Description	Wire Length	End2 Terminal Part Number	End2 Pin Name	End2 Connector
B7	-	-	BA44	2643673 R1	0.79	18.0	Std. Wall XLPE Primary Cable	GREY	725.0	-	C	B01-1808
B8	-	-	BM70A	-	0.0	18.0	-	ORANGE	0.0	-	C	B01_1810
B9	-	-	BA70	2643675 R1	0.79	18.0	Std. Wall XLPE Primary Cable	ORANGE	775.0	-	C	B01-1806
B9	-	-	BA70	2643675 R1	0.79	18.0	Std. Wall XLPE Primary Cable	ORANGE	775.0	-	C	B01_1806
B11	-	-	BP100	3510310 R1	0.53	20.0	Thin Wall XLPE Primary Cable	GREY	1125.0	-	2	1802
B11	-	-	BH100	3510310 R1	0.53	20.0	Thin Wall XLPE Primary Cable	GREY	1125.0	-	2	B01-1802
B11	-	-	BP100	3510310 R1	0.53	20.0	Thin Wall XLPE Primary Cable	GREY	1125.0	-	2	B01-1802
B12	-	-	BR97	3510310 R1	0.53	20.0	Thin Wall XLPE Primary Cable	GREY	1125.0	-	A	B01-1807
B12	-	-	BN97	3510310 R1	0.53	20.0	Thin Wall XLPE Primary Cable	GREY	1125.0	-	1	B01-1802

Name	Terminal Part Number	V-Min	Name	Wire Part Number	Wire CSA	Wire Spec	Wire Material description	Wire Color Description	Wire Length	End2 Terminal Part Number	End2 Pin Name	End2 Connector
C1	-	-	BA82B	3510311 R1	0.79	18.0	Thin Wall XLPE Primary Cable	GREY	1065.0	-	11	1801
C2	-	-	BA40B	2643673 R1	0.79	18.0	Std. Wall XLPE Primary Cable	GREY	775.0	-	C	B01-1805
C3	-	-	BE94SV	2643673 R1	0.79	18.0	Std. Wall XLPE Primary Cable	GREY	425.0	-	X	-
C4	-	-	BD99B	4092319 R1	0.79	18.0	Std. Wall XLPE Primary Cable	VIOLET/ WHITE	600.0	-	A	B01-1809
C5	-	-	BD97C	4092323 R1	0.79	18.0	Std. Wall XLPE Primary Cable	VIOLET/ BLACK	600.0	-	C	B01-1809
C6	-	-	BD97M	4092323 R1	0.79	18.0	Std. Wall XLPE Primary Cable	VIOLET/ BLACK	600.0	-	F	B01-1809
C9	-	-	BA82A	3510311 R1	0.79	18.0	Thin Wall XLPE Primary Cable	GREY	1065.0	-	8	1801
C10	-	-	BE94SZ	2643673 R1	0.79	18.0	Std. Wall XLPE Primary Cable	GREY	475.0	-	X	-

Name	Terminal Part Number	V-Min	Name	Wire Part Number	Wire CSA	Wire Spec	Wire Material description	Wire Color Description	Wire Length	End2 Terminal Part Number	End2 Pin Name	End2 Connector
C11	-	-	BP97A	2643718 R1	0.79	18.0	Std. Wall XLPE Primary Cable	VIOLET	550.0	-	C	B01-1811
C12	-	-	BA40	2643673 R1	0.79	18.0	Std. Wall XLPE Primary Cable	GREY	650.0	-	3	B01-1803
D1	-	-	BB70E	2643675 R1	0.79	18.0	Std. Wall XLPE Primary Cable	ORANGE	775.0	-	C	B01-1812
D1	-	-	BB70E	2643675 R1	0.79	18.0	Std. Wall XLPE Primary Cable	ORANGE	775.0	-	C	B01_1812
D2	-	-	BB70D	2643673 R1	0.79	18.0	Std. Wall XLPE Primary Cable	GREY	775.0	-	D	B01-1812
D2	-	-	BB70D	2643673 R1	0.79	18.0	Std. Wall XLPE Primary Cable	GREY	775.0	-	D	B01_1812
D3	-	-	BP62DD	3510352 R1	0.53	20.0	Thin Wall XLPE Primary Cable	DARK BLUE	1125.0	-	5	1802
D3	-	-	BR62DD	3510352 R1	0.53	20.0	Thin Wall XLPE Primary Cable	DARK BLUE	1125.0	-	C	B01-1807

Name	Terminal Part Number	V-Min	Name	Wire Part Number	Wire CSA	Wire Spec	Wire Material description	Wire Color Description	Wire Length	End2 Terminal Part Number	End2 Pin Name	End2 Connector
D3	-	-	BP62DD	3510352 R1	0.53	20.0	Thin Wall XLPE Primary Cable	DARK BLUE	1125.0	-	5	B01-1802
D5	-	-	BE94SE	2643673 R1	0.79	18.0	Std. Wall XLPE Primary Cable	GREY	700.0	-	C	B01-1822
D5	-	-	[BF94-G]	V-14-TXL	1.91	14.0	Thin Wall XLPE Primary Cable	Not Applicable	750.0	-	2	B01-1824
D6	-	-	BE94SF	2643673 R1	0.79	18.0	Std. Wall XLPE Primary Cable	GREY	600.0	-	C	B01-1823
D6	-	-	[BF94BY]	V-14-TXL	1.91	14.0	Thin Wall XLPE Primary Cable	Not Applicable	750.0	-	1	B01-1824
D7	-	-	BP17A	2643794 R1	0.79	18.0	Std. Wall XLPE Primary Cable	PINK	550.0	-	A	B01-1811
D8	-	-	BP17AA	2643794 R1	0.79	18.0	Std. Wall XLPE Primary Cable	PINK	550.0	-	B	B01-1811

Connector Name	1800F
Part Number	3612512C1
Short Description	CAB HARNESS CONNECTOR
Instances	LoneStar - X15 - City Horn W/ 4PIN CLK W/O RKA:Diagram1-Combination1 LoneStar - X15 - City Horn W/ 4PIN CLK W/RKA:Diagram1-Combination1 LoneStar - X15 - City Horn W/ 10PIN CLK W/RKA:Diagram1-Combination1 LoneStar - X15 - City Horn W/ 10PIN CLK W/O RKA:Diagram1-Combination1 LT/RH - X15/A26 - City Horn W/ 4PIN CLK W/O RKA:Diagram1-Combination1 LT/RH - X15/A26 - City Horn W/ 4PIN CLK W/RKA:Diagram1-Combination1 LT/RH - X15/A26 - City Horn W/ 10PIN CLK W/RKA:Diagram1-Combination1 LT/RH - X15/A26 - City Horn W/ 10PIN CLK W/O RKA:Diagram1-Combination1
Mates	1800

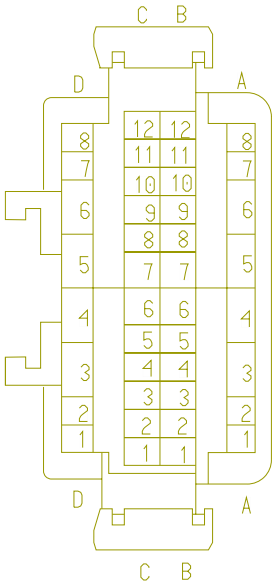

Name	Terminal Part Number	V-Min	Name	Wire Part Number	Wire CSA	Wire Spec	Wire Material description	Wire Color Description	Wire Length	End2 Terminal Part Number	End2 Pin Name	End2 Connector
A4	-	-	BP9	2643673 R1	0.79	18.0	Std. Wall XLPE Primary Cable	GREY	450.0	-	X	-
A4	-	-	BJ9	2643673 R1	0.79	18.0	Std. Wall XLPE Primary Cable	GREY	450.0	-	X	-
A4	-	-	BH9	2643673 R1	0.79	18.0	Std. Wall XLPE Primary Cable	GREY	450.0	-	X	-
B10	-	-	BP85A	3510310 R1	0.53	20.0	Thin Wall XLPE Primary Cable	GREY	1125.0	-	3	B01-1802

Name	Terminal Part Number	V-Min	Name	Wire Part Number	Wire CSA	Wire Spec	Wire Material description	Wire Color Description	Wire Length	End2 Terminal Part Number	End2 Pin Name	End2 Connector
B10	-	-	BJ85A	3510310 R1	0.53	20.0	Thin Wall XLPE Primary Cable	GREY	1125.0	-	B	B01-1807

Connector Name	1800
Part Number	3553649C1
Short Description	DCM
Instances	LoneStar - X15 - Headlights Halogen N/INT N/LOWW:Diagram1 LoneStar - X15 - Headlights Halogen N/INT W/LOWW:Diagram1 LoneStar - X15 - Headlights Halogen W/INT N/LOWW:Diagram1 LoneStar - X15 - Headlights Halogen W/INT W/ LOWW:Diagram1 LoneStar - X15 - Windshield Washer Pump:Diagram1 LoneStar - X15 - Windshield Washer Pump & Low Fluid Sensor:Diagram1 LT - X15/A26 - Headlights Halogen N/INT N/LOWW:Diagram1 LT - X15/A26 - Headlights Halogen N/INT W/LOWW:Diagram1 LT - X15/A26 - Headlights Halogen W/INT N/LOWW:Diagram1 LT - X15/A26 - Headlights Halogen W/INT W/LOWW:Diagram1 LT - X15/A26 - Headlights LED N/ INT N/LOWW:Diagram1 LT - X15/A26 - Headlights LED N/ INT W/LOWW:Diagram1 LT - X15/A26 - Headlights LED W/INT N/LOWW:Diagram1 LT - X15/A26 - Headlights LED W/INT W/LOWW:Diagram1 LT/RH - A26 - Service Brake Switch (Multiple Service Brake Switch W/ Redundant Switch):Diagram1 LT/RH - A26 - Service Brake Switch(Multiple Brake Switch N/ Redundant Brake Switch):Diagram1 LT/RH - X15/A26 - 10 PIN ClockSpring:Diagram1 LT/RH - X15/A26 - Bendix Stability Control For Tractor or Tractors with Trailer Tow:Diagram1 LT/RH - X15/A26 - Bendix Stability Control For Tractor or Tractors with Trailer Tow:Diagram2 LT/RH - X15/A26 - Bendix; Tractor or Towing Truck; W/ Air SUSP; J1939 Driven Lamp:Diagram1 LT/RH - X15/A26 - Bendix; Tractor or Towing Truck; W/ Air SUSP; J1939 Driven Lamp:Diagram2 LT/RH - X15/A26 - Directional Signal (Turn) With HEADLIGHTS:Diagram1 LT/RH - X15/A26 - Directional Signal (Turn) With HEADLIGHTS (HAL-125):Diagram1 LT/RH - X15/A26 - Directional Signal (Turn) With HEADLIGHTS (LED-125):Diagram1 LT/RH - X15/A26 - Directional Signal (Turn) With HEADLIGHTS Option2:Diagram1 LT/RH - X15/A26 - Park Brake Control (Monitoring) (W/Vehicle Speed):Diagram1

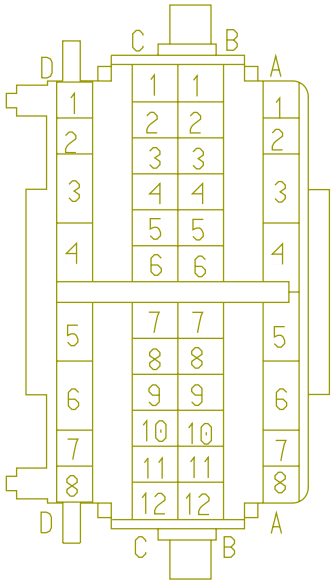

LT/RH - X15/A26 - Park Brake Control (Monitoring)(GEN IV BCM):Diagram1
LT/RH - X15/A26 - Radio W/Steering Wheel Pod N/ Remote:Diagram1
LT/RH - X15/A26 - Wabco Full Stability Control:Diagram1
LT/RH - X15/A26 - Wabco Full Stability Control:Diagram2
LT/RH - X15/A26 - Windshield Washer Pump:Diagram1
LT/RH - X15/A26 - Windshield Washer Pump & Low Fluid Sensor:Diagram1
LT/RH - X15/A26 - Windshield Wipers Cruise Disable & Park Brake W/Wipers ON:Diagram1
LT/RH - X15/A26 - Windshield Wipers Cruise Disable W/Wipers ON:Diagram1
LT/RH/LoneStar - X15 - Starter Interlock (BCM HSD controlled W/ Clutch Switch N/ Auto Start Stop):Diagram1
LT/RH/LoneStar - X15 - Starter Interlock (BCM HSD controlled W/ Clutch Switch W/ Auto Start Stop):Diagram1
LT/RH/LoneStar - X15 - Vehicle Acceleration (w/ Two PWR Two GND & Two STS):Diagram1
LT/RH/LoneStar - X15/A26 - Adjustable Engine Speed Control (PTO) 4-pin Clockspring:Diagram1
LT/RH/LoneStar - X15/A26 - Adjustable Engine Speed Control (PTO) 10-PIN ClockSpring:Diagram1
LT/RH/LoneStar - X15/A26 - Brake Pressure (Auxiliary Gauge):Diagram1
LT/RH/LoneStar - X15/A26 - Brake Pressure (Virtual Gauge):Diagram1
LT/RH/LoneStar - X15/A26 - Brake Switch:Diagram1
LT/RH/LoneStar - X15/A26 - Clutch Monitoring (High and Low Switch to BCM):Diagram1
LT/RH/LoneStar - X15/A26 - Compressed Air Supply (Primary and Secondary Gauge):Diagram1
LT/RH/LoneStar - X15/A26 - Engine Idle Increment/Decrement (Steering Wheel Switch - 4 Pin):Diagram1
LT/RH/LoneStar - X15/A26 - Engine Idle Increment/Decrement (Steering Wheel Switch - 10 Pin):Diagram1
LT/RH/LoneStar - X15/A26 - MARKER/PARK LIGHTS - W/ Marker Interrupt 10pin CLCKSPRING:Diagram1
LT/RH/LoneStar - X15/A26 - Park Brake Controls (Non Lever Park Brake):Diagram1
LT/RH/LoneStar - X15/A26 - Park Brake Controls (with Alarm IGN ON/OFF):Diagram1
LT/RH/LoneStar - X15/A26 - PARK LIGHTS - W/Marker Interrupt 4 pin clockspring:Diagram1

LT/RH/LoneStar - X15/A26 - Radio (Bluetooth) W/Steering Wheel Pod N/ Remote W/MIC:Diagram1
LT/RH/LoneStar - X15/A26 - Radio W/Steering Wheel Pod W/ Remote:Diagram1
LT/RH/LoneStar - X15/A26 - Radio(Bluetooth) W/Steering Wheel W/Remote W/MIC:Diagram1
LT/RH/LoneStar - X15/A26 - Telematics (TRIPMASTER DAYCAB):Diagram1
LT/RH/LoneStar - X15/A26 - Telematics (TRIPMASTER SLEEPER):Diagram1
LT/RH/LoneStar - X15/A26 - Vehicle Speed Control (Cruise Control) 4 - PIN:Diagram1
LT/RH/LoneStar - X15/A26 - Windshield Wipers Park Brake W/ Wipers ON:Diagram1
LT/RH/LoneStar - X15/A26 - Windshield Wipers Standard:Diagram1
RH - X15/A26 - Directional Signal (Turn) W/ HEADLIGHTS:Diagram1
RH - X15/A26 - Headlights Halogen N/INT N/LOWW:Diagram1
RH - X15/A26 - Headlights Halogen N/INT W/LOWW:Diagram1
RH - X15/A26 - Headlights Halogen W/INT N/LOWW:Diagram1
RH - X15/A26 - Headlights Halogen W/INT W/LOWW:Diagram1
RH - X15/A26 - Headlights LED N/INT N/LOWW LT:Diagram1
RH - X15/A26 - Headlights LED N/INT W/LOWW LT:Diagram1
RH - X15/A26 - Headlights LED W/INT N/LOWW LT:Diagram1
RH - X15/A26 - Headlights LED W/INT W/LOWW LT:Diagram1

Mates 1800F

Name	Terminal Part Number	V-Min	Name	Wire Part Number	Wire CSA	Wire Spec	Wire Material description	Wire Color Description	Wire Length	End2 Terminal Part Number	End2 Pin Name	End2 Connector
A1	-	-	AA56B	3510316 R1	0.53	20.0	Thin Wall XLPE Primary Cable	ORANGE	1320.0	-	A7	J3-1600
A2	-	-	AA57B	3510316 R1	0.53	20.0	Thin Wall XLPE Primary Cable	ORANGE	1320.0	-	A6	J3-1600

Name	Terminal Part Number	V-Min	Name	Wire Part Number	Wire CSA	Wire Spec	Wire Material description	Wire Color Description	Wire Length	End2 Terminal Part Number	End2 Pin Name	End2 Connector
A3	-	-	AA87-GA	3510359 R1	0.79	18.0	Thin Wall XLPE Primary Cable	WHITE	240.0	-	-	-
A4	-	-	AA9	2643673 R1	0.79	18.0	Std. Wall XLPE Primary Cable	GREY	1160.0	-	X	-
A4	-	-	AA9	2643673 R1	0.79	18.0	Std. Wall XLPE Primary Cable	GREY	1160.0	-	-	-
A5	-	-	AA87E	3510311 R1	0.79	18.0	Thin Wall XLPE Primary Cable	GREY	100.0	-	X	-
A6	-	-	GX94MN	3510311 R1	0.79	18.0	Thin Wall XLPE Primary Cable	GREY	1810.0	-	14	A01-1423
A7	-	-	AA52D	3510334 R1	0.53	20.0	Thin Wall XLPE Primary Cable	YELLOW 2	1320.0	-	A4	J3-1600
A8	-	-	AA102A	3510334 R1	0.53	20.0	Thin Wall XLPE Primary Cable	YELLOW 2	1320.0	-	A14	J3-1600
B1	-	-	AA82C	3510310 R1	0.53	20.0	Thin Wall XLPE Primary Cable	GREY	1320.0	-	A11	J3-1600

Name	Terminal Part Number	V-Min	Name	Wire Part Number	Wire CSA	Wire Spec	Wire Material description	Wire Color Description	Wire Length	End2 Terminal Part Number	End2 Pin Name	End2 Connector
B2	-	-	AA40A	3510310 R1	0.53	20.0	Thin Wall XLPE Primary Cable	GREY	1320.0	-	B3	J3-1600
B3	-	-	AA6	3510310 R1	0.53	20.0	Thin Wall XLPE Primary Cable	GREY	1340.0	-	E4	J5-1602
B4	-	-	AA97B	3510347 R1	0.79	18.0	Thin Wall XLPE Primary Cable	VIOLET	2115.0	-	36	1703M
B5	-	-	AA97MA	3510347 R1	0.79	18.0	Thin Wall XLPE Primary Cable	VIOLET	2115.0	-	38	1703M
B6	-	-	AA97NA	3510347 R1	0.79	18.0	Thin Wall XLPE Primary Cable	VIOLET	2115.0	-	37	1703M
B7	-	-	AA44	3510310 R1	0.53	20.0	Thin Wall XLPE Primary Cable	GREY	1320.0	-	A12	J3-1600
B8	-	-	ZS70A	3510316 R1	0.53	20.0	Thin Wall XLPE Primary Cable	ORANGE	1340.0	-	E15	J5-1602
B9	-	-	AA70	3510316 R1	0.53	20.0	Thin Wall XLPE Primary Cable	ORANGE	1340.0	-	E14	J5-1602
B9	-	-	ZE70A	-	0.0	20.0	-	ORANGE	0.0	-	E15	J5-1602

Name	Terminal Part Number	V-Min	Name	Wire Part Number	Wire CSA	Wire Spec	Wire Material description	Wire Color Description	Wire Length	End2 Terminal Part Number	End2 Pin Name	End2 Connector
B11	-	-	AA150	3510299 R1	0.79	18.0	Thin Wall XLPE Primary Cable	LIGHT GREEN	1320.0	-	B16	J3-1600
B12	-	-	MS86A	3510310 R1	0.53	20.0	Thin Wall XLPE Primary Cable	GREY	1320.0	-	B1	J3-1600
C1	-	-	AA82B	3510310 R1	0.53	20.0	Thin Wall XLPE Primary Cable	GREY	1320.0	-	A10	J3-1600
C2	-	-	DV40B	3510311 R1	0.79	18.0	Thin Wall XLPE Primary Cable	GREY	1320.0	-	B14	J3-1600
C3	-	-	XZ94SV	3510312 R1	1.16	16.0	Thin Wall XLPE Primary Cable	GREY	1695.0	-	X	-
C4	-	-	AA99B	3510347 R1	0.79	18.0	Thin Wall XLPE Primary Cable	VIOLET	2115.0	-	47	1703M
C5	-	-	AA97C	3510347 R1	0.79	18.0	Thin Wall XLPE Primary Cable	VIOLET	2115.0	-	49	1703M
C6	-	-	AA99DA	3510347 R1	0.79	18.0	Thin Wall XLPE Primary Cable	VIOLET	2115.0	-	48	1703M

Name	Terminal Part Number	V-Min	Name	Wire Part Number	Wire CSA	Wire Spec	Wire Material description	Wire Color Description	Wire Length	End2 Terminal Part Number	End2 Pin Name	End2 Connector
C9	-	-	AA82A	3510310 R1	0.53	20.0	Thin Wall XLPE Primary Cable	GREY	1320.0	-	A9	J3-1600
C10	-	-	XZ94SZ	3510312 R1	1.16	16.0	Thin Wall XLPE Primary Cable	GREY	1725.0	-	X	-
C11	-	-	DT97A	3510347 R1	0.79	18.0	Thin Wall XLPE Primary Cable	VIOLET	1320.0	-	B4	J3-1600
C12	-	-	AA40	3510310 R1	0.53	20.0	Thin Wall XLPE Primary Cable	GREY	1320.0	-	B2	J3-1600
D1	-	-	CG70E	3510317 R1	0.79	18.0	Thin Wall XLPE Primary Cable	ORANGE	3300.0	-	J	1970
D1	-	-	BF70E	-	0.0	18.0	-	ORANGE	0.0	-	56	1700
D1	-	-	CF70E	3510317 R1	0.79	18.0	Thin Wall XLPE Primary Cable	ORANGE	3650.0	-	A	A02-1TB2
D2	-	-	CG70D	3510317 R1	0.79	18.0	Thin Wall XLPE Primary Cable	ORANGE	1055.0	-	X	-
D2	-	-	BF70D	-	0.0	18.0	-	ORANGE	0.0	-	55	1700
D2	-	-	CF70D	3510311 R1	0.79	18.0	Thin Wall XLPE Primary Cable	GREY	1055.0	-	X	-

Name	Terminal Part Number	V-Min	Name	Wire Part Number	Wire CSA	Wire Spec	Wire Material description	Wire Color Description	Wire Length	End2 Terminal Part Number	End2 Pin Name	End2 Connector
D3	-	-	AA62DD	3510353 R1	0.79	18.0	Thin Wall XLPE Primary Cable	DARK BLUE	540.0	-	X	-
D5	-	-	XZ94SE	3510311 R1	0.79	18.0	Thin Wall XLPE Primary Cable	GREY	1915.0	-	2	A01-1403
D5	-	-	GX94-GCC	3510359 R1	0.79	18.0	Thin Wall XLPE Primary Cable	WHITE	1810.0	-	11	A01-1423
D6	-	-	XZ94SF	3510312 R1	1.16	16.0	Thin Wall XLPE Primary Cable	GREY	1915.0	-	5	A01-1403
D6	-	-	GX94BY	3510311 R1	0.79	18.0	Thin Wall XLPE Primary Cable	GREY	1810.0	-	8	A01-1423
D7	-	-	NE17AC	3510323 R1	0.79	18.0	Thin Wall XLPE Primary Cable	PINK	1405.0	-	-	-
D8	-	-	DT17B	3510323 R1	0.79	18.0	Thin Wall XLPE Primary Cable	PINK	1025.0	-	B2	J7-1607

Connector Name	1800
Part Number	3553649C1
Short Description	DCM
Instances	LoneStar - X15 - City Horn W/ 4PIN CLK W/O RKA:Diagram1-Combination1 LoneStar - X15 - City Horn W/ 4PIN CLK W/RKA:Diagram1-Combination1 LoneStar - X15 - City Horn W/ 10PIN CLK W/RKA:Diagram1-Combination1 LoneStar - X15 - City Horn W/ 10PIN CLK W/O RKA:Diagram1-Combination1 LT/RH - X15/A26 - City Horn W/ 4PIN CLK W/O RKA:Diagram1-Combination1 LT/RH - X15/A26 - City Horn W/ 4PIN CLK W/RKA:Diagram1-Combination1 LT/RH - X15/A26 - City Horn W/ 10PIN CLK W/RKA:Diagram1-Combination1 LT/RH - X15/A26 - City Horn W/ 10PIN CLK W/O RKA:Diagram1-Combination1
Mates	1800F

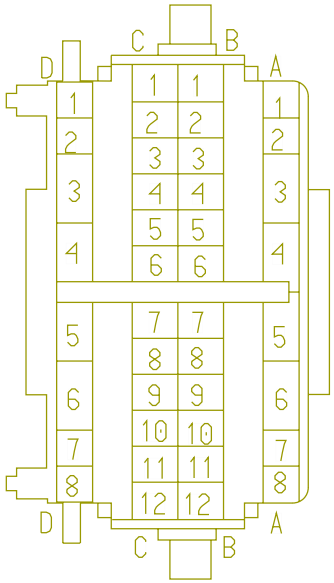

Name	Terminal Part Number	V-Min	Name	Wire Part Number	Wire CSA	Wire Spec	Wire Material description	Wire Color Description	Wire Length	End2 Terminal Part Number	End2 Pin Name	End2 Connector
A4	-	-	AA9	2643673 R1	0.79	18.0	Std. Wall XLPE Primary Cable	GREY	1160.0	-	X	-
B10	-	-	AA85A	3510310 R1	0.53	20.0	Thin Wall XLPE Primary Cable	GREY	1320.0	-	A5	J3-1600

Connector Name	1801
Part Number	3539212C1
Instances	LT/RH - X15/A26 - Directional Signal (Turn) With HEADLIGHTS:Diagram1
Mates	SW-MULTIFUNCTION-1016-01-0 4B

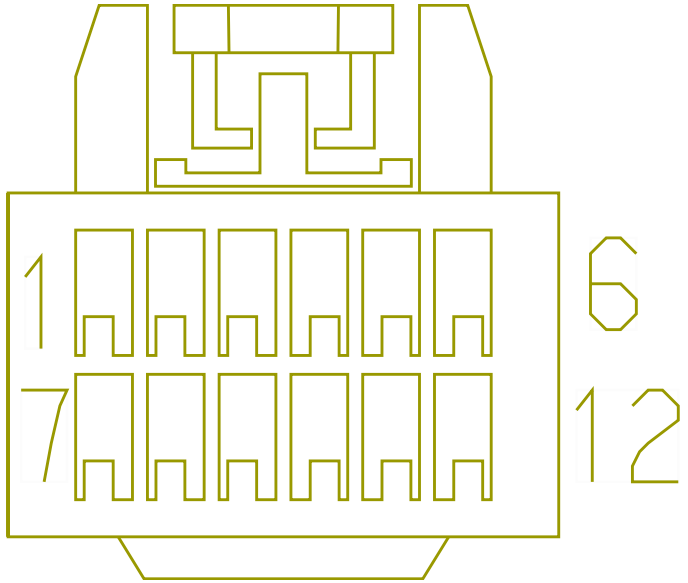

Name	Terminal Part Number	V-Min	Name	Wire Part Number	Wire CSA	Wire Spec	Wire Material description	Wire Color Description	Wire Length	End2 Terminal Part Number	End2 Pin Name	End2 Connector
1	-	-	BA56B	3510317 R1	0.79	18.0	Thin Wall XLPE Primary Cable	ORANGE	0.0	-	A1	1800F
2	-	-	BA57B	3510317 R1	0.79	18.0	Thin Wall XLPE Primary Cable	ORANGE	0.0	-	A2	1800F
7	-	-	BH9D	3510311 R1	0.79	18.0	Thin Wall XLPE Primary Cable	GREY	815.0	-	X	-

Connector Name	1801
Part Number	3539212C1
Instances	LoneStar - X15 - Headlights Halogen N/INT N/LOWW:Diagram1 LoneStar - X15 - Headlights Halogen N/INT W/LOWW:Diagram1 LoneStar - X15 - Headlights Halogen W/INT N/LOWW:Diagram1 LoneStar - X15 - Headlights Halogen W/INT W/ LOWW:Diagram1 LoneStar - X15 - Windshield Washer Pump:Diagram1 LoneStar - X15 - Windshield Washer Pump & Low Fluid Sensor:Diagram1 LT - X15/A26 - Headlights Halogen N/INT N/LOWW:Diagram1 LT - X15/A26 - Headlights Halogen N/INT W/LOWW:Diagram1 LT - X15/A26 - Headlights Halogen W/INT N/LOWW:Diagram1 LT - X15/A26 - Headlights Halogen W/INT W/LOWW:Diagram1 LT - X15/A26 - Headlights LED N/ INT N/LOWW:Diagram1 LT - X15/A26 - Headlights LED N/ INT W/LOWW:Diagram1 LT - X15/A26 - Headlights LED W/INT N/LOWW:Diagram1 LT - X15/A26 - Headlights LED W/INT W/LOWW:Diagram1 LT/RH - X15/A26 - Directional Signal (Turn) With HEADLIGHTS (HAL-125):Diagram1 LT/RH - X15/A26 - Directional Signal (Turn) With HEADLIGHTS (LED-125):Diagram1 LT/RH - X15/A26 - Directional Signal (Turn) With HEADLIGHTS Option2:Diagram1 LT/RH - X15/A26 - Windshield Washer Pump:Diagram1 LT/RH - X15/A26 - Windshield Washer Pump & Low Fluid Sensor:Diagram1 LT/RH - X15/A26 - Windshield Wipers Cruise Disable & Park Brake W/Wipers ON:Diagram1 LT/RH - X15/A26 - Windshield Wipers Cruise Disable W/Wipers ON:Diagram1 LT/RH/LoneStar - X15/A26 - Windshield Wipers Park Brake W/ Wipers ON:Diagram1 LT/RH/LoneStar - X15/A26 - Windshield Wipers Standard:Diagram1 RH - X15/A26 - Directional Signal (Turn) W/ HEADLIGHTS:Diagram1 RH - X15/A26 - Headlights Halogen N/INT N/LOWW:Diagram1 RH - X15/A26 - Headlights Halogen N/INT W/LOWW:Diagram1 RH - X15/A26 - Headlights Halogen W/INT N/LOWW:Diagram1 RH - X15/A26 - Headlights Halogen W/INT W/LOWW:Diagram1 RH - X15/A26 - Headlights LED N/INT N/LOWW LT:Diagram1 RH - X15/A26 - Headlights LED N/INT W/LOWW LT:Diagram1

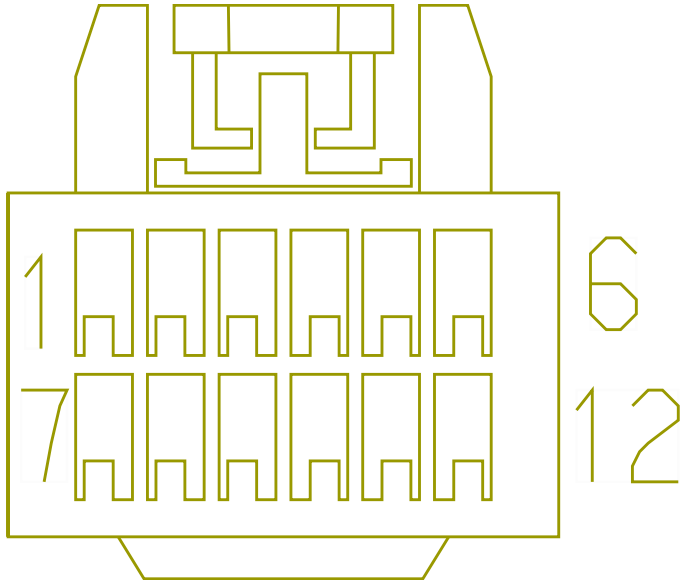

RH - X15/A26 - Headlights LED W/INT N/LOWW LT:Diagram1
RH - X15/A26 - Headlights LED W/INT W/LOWW LT:Diagram1

Mates SW-MULTIFUNCTION-1016-01-0 4B

Name	Terminal Part Number	V-Min	Name	Wire Part Number	Wire CSA	Wire Spec	Wire Material description	Wire Color Description	Wire Length	End2 Terminal Part Number	End2 Pin Name	End2 Connector
1	-	-	BA56B	3510317 R1	0.79	18.0	Thin Wall XLPE Primary Cable	ORANGE	0.0	-	A1	1800F
2	-	-	BA57B	3510317 R1	0.79	18.0	Thin Wall XLPE Primary Cable	ORANGE	0.0	-	A2	1800F
3	-	-	BA52B	3510335 R1	0.79	18.0	Thin Wall XLPE Primary Cable	YELLOW 2	1065.0	-	A7	1800F
4	-	-	BA102A	3510335 R1	0.79	18.0	Thin Wall XLPE Primary Cable	YELLOW 2	1065.0	-	A8	1800F
5	-	-	BA82C	3510311 R1	0.79	18.0	Thin Wall XLPE Primary Cable	GREY	1065.0	-	B1	1800F
6	-	-	BJ11-GA	2643674 R1	0.79	18.0	Std. Wall XLPE Primary Cable	WHITE	1065.0	-	A3	1800F
6	-	-	BP87-G	3510359 R1	0.79	18.0	Thin Wall XLPE Primary Cable	WHITE	515.0	-	X	-
7	-	-	BH9D	3510311 R1	0.79	18.0	Thin Wall XLPE Primary Cable	GREY	815.0	-	X	-

Name	Terminal Part Number	V-Min	Name	Wire Part Number	Wire CSA	Wire Spec	Wire Material description	Wire Color Description	Wire Length	End2 Terminal Part Number	End2 Pin Name	End2 Connector
7	-	-	BP9D	3510311 R1	0.79	18.0	Thin Wall XLPE Primary Cable	GREY	815.0	-	X	-
8	-	-	BA82A	3510311 R1	0.79	18.0	Thin Wall XLPE Primary Cable	GREY	1065.0	-	C9	1800F
11	-	-	BA82B	3510311 R1	0.79	18.0	Thin Wall XLPE Primary Cable	GREY	1065.0	-	C1	1800F
12	-	-	BA87E	3510311 R1	0.79	18.0	Thin Wall XLPE Primary Cable	GREY	1065.0	-	A5	1800F

Connector Name	1802
Part Number	3608496C1
Instances	LT - X15/A26 - Headlights Halogen W/INT N/LOWW:Diagram1 LT - X15/A26 - Headlights Halogen W/INT W/LOWW:Diagram1 LT - X15/A26 - Headlights LED W/INT N/LOWW:Diagram1 LT - X15/A26 - Headlights LED W/INT W/LOWW:Diagram1
Mates	DEV-10PIN_CLKSPRING-1005-0 1-03

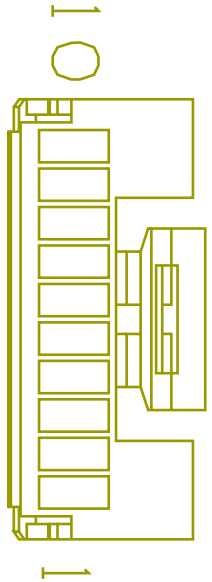

Name	Terminal Part Number	V-Min	Name	Wire Part Number	Wire CSA	Wire Spec	Wire Material description	Wire Color Description	Wire Length	End2 Terminal Part Number	End2 Pin Name	End2 Connect or
2	-	-	BP100	3510310 R1	0.53	20.0	Thin Wall XLPE Primary Cable	GREY	1125.0	-	B11	1800F
4	-	-	BH9C	3510311 R1	0.79	18.0	Thin Wall XLPE Primary Cable	GREY	875.0	-	X	-
4	-	-	BP9C	3510311 R1	0.79	18.0	Thin Wall XLPE Primary Cable	GREY	875.0	-	X	-
5	-	-	BP62DD	3510352 R1	0.53	20.0	Thin Wall XLPE Primary Cable	DARK BLUE	1125.0	-	D3	1800F

Name	Terminal Part Number	V-Min	Name	Wire Part Number	Wire CSA	Wire Spec	Wire Material description	Wire Color Description	Wire Length	End2 Terminal Part Number	End2 Pin Name	End2 Connect or
6	-	-	BH62-GDD	3510359 R1	0.79	18.0	Thin Wall XLPE Primary Cable	WHITE	575.0	-	X	-

Connector Name	1814
Part Number	1661777C1
Instances	LT/RH - X15 - Accelerator Interlock W/ Park Brake Controls:Diagram1
Mates	SW-PARK_BRAKE-5001-01-03A

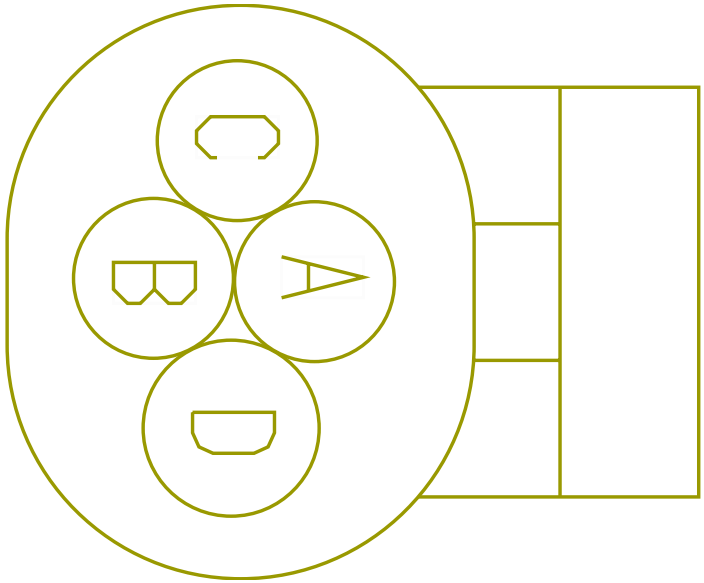

Name	Terminal Part Number	V-Min	Name	Wire Part Number	Wire CSA	Wire Spec	Wire Material description	Wire Color Description	Wire Length	End2 Terminal Part Number	End2 Pin Name	End2 Connect or
C	-	-	GE44A	3510310 R1	0.53	20.0	Thin Wall XLPE Primary Cable	GREY	1480.0	-	93	K02-6000 (J2)
D	-	-	GE44G	3510311 R1	0.79	18.0	Thin Wall XLPE Primary Cable	GREY	985.0	-	-	-

Connector Name	1820F
Part Number	1667529C1
Instances	ABS Private J1939:ABS Private J1939
Mates	1820M



Name	Terminal Part Number	V-Min	Name	Wire Part Number	Wire CSA	Wire Spec	Wire Material description	Wire Color Description	Wire Length	End2 Terminal Part Number	End2 Pin Name	End2 Connect or
A	-	-	BE94SD	3510310 R1	0.53	20.0	Thin Wall XLPE Primary Cable	GREY	1195.0	-	2	1821
A	-	-	BE94SD	3510310 R1	0.53	20.0	Thin Wall XLPE Primary Cable	GREY	1195.0	-	5	1821A
B	-	-	BE94SB	3510310 R1	0.53	20.0	Thin Wall XLPE Primary Cable	GREY	1195.0	-	3	1821
B	-	-	BE94SB	3510310 R1	0.53	20.0	Thin Wall XLPE Primary Cable	GREY	1195.0	-	6	1821A

Name	Terminal Part Number	V-Min	Name	Wire Part Number	Wire CSA	Wire Spec	Wire Material description	Wire Color Description	Wire Length	End2 Terminal Part Number	End2 Pin Name	End2 Connect or
C	-	-	BE94SC	3510310 R1	0.53	20.0	Thin Wall XLPE Primary Cable	GREY	1195.0	-	1	1821
C	-	-	BE94SC	3510310 R1	0.53	20.0	Thin Wall XLPE Primary Cable	GREY	1195.0	-	4	1821A
D	-	-	BE94SA	3510310 R1	0.53	20.0	Thin Wall XLPE Primary Cable	GREY	1195.0	-	4	1821
D	-	-	BE94SA	3510310 R1	0.53	20.0	Thin Wall XLPE Primary Cable	GREY	1195.0	-	1	1821A

Connector Name	1820F
Part Number	1667529C1
Short Description	CAB HARNESS STEERING WHEEL SENSOR
Instances	LT/RH - X15/A26 - Bendix Stability Control For Tractor or Tractors with Trailer Tow:Diagram1 LT/RH - X15/A26 - Bendix Stability Control For Tractor or Tractors with Trailer Tow:Diagram2 LT/RH - X15/A26 - Bendix; Tractor or Towing Truck; W/ Air SUSP; J1939 Driven Lamp:Diagram1 LT/RH - X15/A26 - Bendix; Tractor or Towing Truck; W/ Air SUSP; J1939 Driven Lamp:Diagram2 LT/RH - X15/A26 - Wabco Full Stability Control:Diagram1 LT/RH - X15/A26 - Wabco Full Stability Control:Diagram2
Mates	1820M



Name	Terminal Part Number	V-Min	Name	Wire Part Number	Wire CSA	Wire Spec	Wire Material description	Wire Color Description	Wire Length	End2 Terminal Part Number	End2 Pin Name	End2 Connector
A	-	-	BE94SA	3510310 R1	0.53	20.0	Thin Wall XLPE Primary Cable	GREY	1195.0	-	2	B01-1821
A	-	-	BG94SN	3510310 R1	0.53	20.0	Thin Wall XLPE Primary Cable	GREY	1195.0	-	5	B01-1821A
B	-	-	BG94SP	3510310 R1	0.53	20.0	Thin Wall XLPE Primary Cable	GREY	1195.0	-	6	B01-1821A
C	-	-	BE94SC	3510310 R1	0.53	20.0	Thin Wall XLPE Primary Cable	GREY	1195.0	-	1	B01-1821

Connector Name	1820M
Part Number	1667305C1
Instances	ABS Private J1939:ABS Private J1939
Mates	1820F



Name	Terminal Part Number	V-Min	Name	Wire Part Number	Wire CSA	Wire Spec	Wire Material description	Wire Color Description	Wire Length	End2 Terminal Part Number	End2 Pin Name	End2 Connect or
A	-	-	XZ94SA	3510311 R1	0.79	18.0	Thin Wall XLPE Primary Cable	GREY	750.0	-	C	1410
A	-	-	XD94SNB	3510311 R1	0.79	18.0	Thin Wall XLPE Primary Cable	GREY	750.0	-	C	1410
B	-	-	XZ94SB	3510311 R1	0.79	18.0	Thin Wall XLPE Primary Cable	GREY	750.0	-	J	1410
B	-	-	XD94SPB	3510311 R1	0.79	18.0	Thin Wall XLPE Primary Cable	GREY	750.0	-	F	1410

Name	Terminal Part Number	V-Min	Name	Wire Part Number	Wire CSA	Wire Spec	Wire Material description	Wire Color Description	Wire Length	End2 Terminal Part Number	End2 Pin Name	End2 Connect or
C	-	-	XZ94SC	3510311 R1	0.79	18.0	Thin Wall XLPE Primary Cable	GREY	750.0	-	F	1410
C	-	-	XD94SRB	3510311 R1	0.79	18.0	Thin Wall XLPE Primary Cable	GREY	750.0	-	J	1410
D	-	-	XZ94SD	3510311 R1	0.79	18.0	Thin Wall XLPE Primary Cable	GREY	750.0	-	M	1410
D	-	-	XD94SSB	3510311 R1	0.79	18.0	Thin Wall XLPE Primary Cable	GREY	750.0	-	M	1410

Connector Name	1820M
Part Number	1667305C1
Short Description	ADVANCED ABS
Instances	LT/RH - X15/A26 - Bendix Stability Control For Tractor or Tractors with Trailer Tow:Diagram1 LT/RH - X15/A26 - Bendix Stability Control For Tractor or Tractors with Trailer Tow:Diagram2 LT/RH - X15/A26 - Bendix; Tractor or Towing Truck; W/ Air SUSP; J1939 Driven Lamp:Diagram1 LT/RH - X15/A26 - Bendix; Tractor or Towing Truck; W/ Air SUSP; J1939 Driven Lamp:Diagram2 LT/RH - X15/A26 - Wabco Full Stability Control:Diagram1 LT/RH - X15/A26 - Wabco Full Stability Control:Diagram2
Mates	1820F



Name	Terminal Part Number	V-Min	Name	Wire Part Number	Wire CSA	Wire Spec	Wire Material description	Wire Color Description	Wire Length	End2 Terminal Part Number	End2 Pin Name	End2 Connector
A	-	-	XZ94SA	3510311 R1	0.79	18.0	Thin Wall XLPE Primary Cable	GREY	750.0	-	-	-
A	-	-	XD94SNB	3510311 R1	0.79	18.0	Thin Wall XLPE Primary Cable	GREY	750.0	-	-	-
B	-	-	XD94SPB	3510311 R1	0.79	18.0	Thin Wall XLPE Primary Cable	GREY	750.0	-	-	-
C	-	-	XZ94SC	3510311 R1	0.79	18.0	Thin Wall XLPE Primary Cable	GREY	750.0	-	-	-

Connector Name	1821A
Part Number	3889458C1
Instances	ABS Private J1939:ABS Private J1939
Mates	SNSR-STEERING_ANGLE-3026-0 2-03A



Name	Terminal Part Number	V-Min	Name	Wire Part Number	Wire CSA	Wire Spec	Wire Material description	Wire Color Description	Wire Length	End2 Terminal Part Number	End2 Pin Name	End2 Connect or
1	-	-	BE94SA	3510310 R1	0.53	20.0	Thin Wall XLPE Primary Cable	GREY	1195.0	-	D	1820F
4	-	-	BE94SC	3510310 R1	0.53	20.0	Thin Wall XLPE Primary Cable	GREY	1195.0	-	C	1820F
5	-	-	BE94SD	3510310 R1	0.53	20.0	Thin Wall XLPE Primary Cable	GREY	1195.0	-	A	1820F
6	-	-	BE94SB	3510310 R1	0.53	20.0	Thin Wall XLPE Primary Cable	GREY	1195.0	-	B	1820F

Connector Name	1821
Part Number	3601800C1
Instances	ABS Private J1939:ABS Private J1939
Mates	SNSR-STEERING_ANGLE-3026-0 1-01A



Name	Terminal Part Number	V-Min	Name	Wire Part Number	Wire CSA	Wire Spec	Wire Material description	Wire Color Description	Wire Length	End2 Terminal Part Number	End2 Pin Name	End2 Connect or
1	-	-	BE94SC	3510310 R1	0.53	20.0	Thin Wall XLPE Primary Cable	GREY	1195.0	-	C	1820F
2	-	-	BE94SD	3510310 R1	0.53	20.0	Thin Wall XLPE Primary Cable	GREY	1195.0	-	A	1820F
3	-	-	BE94SB	3510310 R1	0.53	20.0	Thin Wall XLPE Primary Cable	GREY	1195.0	-	B	1820F
4	-	-	BE94SA	3510310 R1	0.53	20.0	Thin Wall XLPE Primary Cable	GREY	1195.0	-	D	1820F

Connector Name 1825F

Part Number 4064551C1

Instances Powertrain J1939 (500Kbps) A26:Powertrain Standard J1939 (500Kbps) 2021 A26 Engine

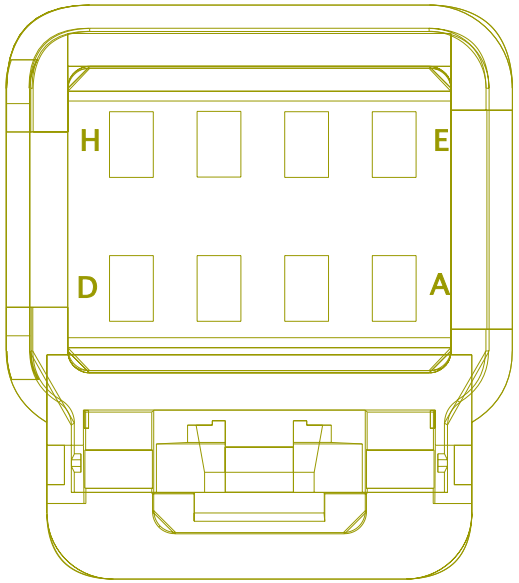

Name	Terminal Part Number	V-Min	Name	Wire Part Number	Wire CSA	Wire Spec	Wire Material description	Wire Color Description	Wire Length	End2 Terminal Part Number	End2 Pin Name	End2 Connect or
E	-	-	WIRE223906	-	0.0	-	-	-	0.0	-	E	7900M
F	-	-	WIRE223907	-	0.0	-	-	-	0.0	-	F	7900M

Connector Name	1825F
Part Number	4064551C1
Instances	Powertrain J1939 (500Kbps) Eaton Ultrashift+ Transmission X15:Powertrain J1939 (500kbps) Eaton Ultrashift+ X15 Powertrain J1939 (500Kbps) Endurant Transmission X15:Powertrain J1939 (500kbps) Endurant Transmission X15 Powertrain J1939 (500Kbps) Manual Transmission X15:Powertrain Standard J1939 (500kbps) Manual Transmission X15 Powertrain J1939 (500Kbps) TC10 Transmission X15:Powertrain J1939 (500kbps) TC10 Transmission X15
Mates	MODU-SHF-5040-04-01A

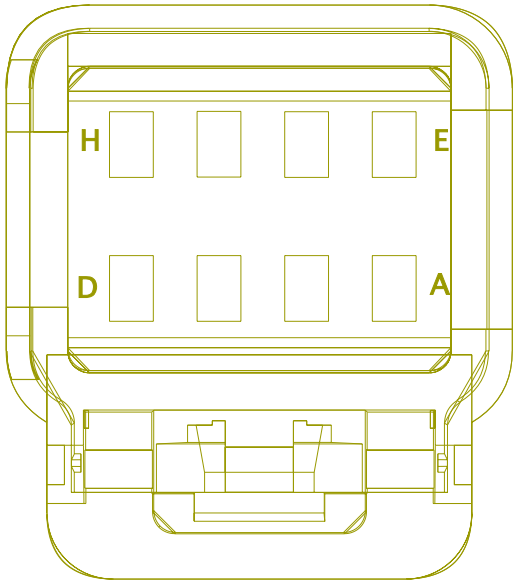

Name	Terminal Part Number	V-Min	Name	Wire Part Number	Wire CSA	Wire Spec	Wire Material description	Wire Color Description	Wire Length	End2 Terminal Part Number	End2 Pin Name	End2 Connect or
E	-	-	WIRE223906	-	0.0	-	-	-	0.0	-	E	7900M
F	-	-	WIRE223907	-	0.0	-	-	-	0.0	-	F	7900M

Connector Name	1861
Part Number	3517473C1
Instances	LT/RH/LoneStar - X15/A26 - Banana Plugs Receptacle:Diagram1
Mates	DEV-Two_Post-2061-01-01A



Name	Terminal Part Number	V-Min	Name	Wire Part Number	Wire CSA	Wire Spec	Wire Material description	Wire Color Description	Wire Length	End2 Terminal Part Number	End2 Pin Name	End2 Connect or
A	-	-	A86N	2643687 R1	1.91	14.0	Std. Wall XLPE Primary Cable	LIGHT GREEN	150.0	-	A	10F
B	-	-	A86-GB	2643689 R1	1.91	14.0	Std. Wall XLPE Primary Cable	WHITE	150.0	-	B	10F

Connector Name	1902
Part Number	1661196C1
Short Description	2-POST
Instances	LT/RH/LoneStar - X15/A26 - Banana Plugs Receptacle:Diagram1
Mates	10F

Name	Terminal Part Number	V-Min	Name	Wire Part Number	Wire CSA	Wire Spec	Wire Material description	Wire Color Description	Wire Length	End2 Terminal Part Number	End2 Pin Name	End2 Connect or
A	-	-	AD86C	3510301 R1	1.91	14.0	Thin Wall XLPE Primary Cable	LIGHT GREEN	1050.0	-	-	-
B	-	-	AD11-GCC	3510361 R1	1.91	14.0	Thin Wall XLPE Primary Cable	WHITE	1820.0	-	-	-

Connector Name	1906F
Part Number	1661891C1
Instances	LT/RH/LoneStar - X15/A26 - Air Shield Lighting w/ One Light:Diagram1 LT/RH/LoneStar - X15/A26 - Beacon/Strobe Light:Diagram1
Mates	5117



Name	Terminal Part Number	V-Min	Name	Wire Part Number	Wire CSA	Wire Spec	Wire Material description	Wire Color Description	Wire Length	End2 Terminal Part Number	End2 Pin Name	End2 Connect or
A	-	-	58C	3510306 R1	1.16	16.0	Thin Wall XLPE Primary Cable	BROWN	1500.0	-	A	1906M
B	-	-	58-GC	3510360 R1	1.16	16.0	Thin Wall XLPE Primary Cable	WHITE	1500.0	-	B	1906M

Connector Name	1906M
Part Number	1661889C1
Short Description	LIGHTED AIRSHIELD
Instances	LT/RH/LoneStar - X15/A26 - Air Shield Lighting w/ One Light:Diagram1
Mates	1906



Name	Terminal Part Number	V-Min	Name	Wire Part Number	Wire CSA	Wire Spec	Wire Material description	Wire Color Description	Wire Length	End2 Terminal Part Number	End2 Pin Name	End2 Connect or
A	-	-	58C	3510306 R1	1.16	16.0	Thin Wall XLPE Primary Cable	BROWN	1500.0	-	A	1906F
B	-	-	58-GC	3510360 R1	1.16	16.0	Thin Wall XLPE Primary Cable	WHITE	1500.0	-	B	1906F

Connector Name	1906M
Part Number	1661889C1
Instances	LT/RH/LoneStar - X15/A26 - Beacon/Strobe Light:Diagram1
Mates	5118



Name	Terminal Part Number	V-Min	Name	Wire Part Number	Wire CSA	Wire Spec	Wire Material description	Wire Color Description	Wire Length	End2 Terminal Part Number	End2 Pin Name	End2 Connect or
A	-	-	58C	3510306 R1	1.16	16.0	Thin Wall XLPE Primary Cable	BROWN	1500.0	-	A	1906F
B	-	-	58-GC	3510360 R1	1.16	16.0	Thin Wall XLPE Primary Cable	WHITE	1500.0	-	B	1906F

Connector Name	1906
Part Number	1661891C1
Short Description	LIGHTED AIR SHIELD
Instances	LT/RH/LoneStar - X15/A26 - Air Shield Lighting w/ One Light:Diagram1
Mates	1906M



Name	Terminal Part Number	V-Min	Name	Wire Part Number	Wire CSA	Wire Spec	Wire Material description	Wire Color Description	Wire Length	End2 Terminal Part Number	End2 Pin Name	End2 Connect or
A	-	-	CW58C	3510306 R1	1.16	16.0	Thin Wall XLPE Primary Cable	BROWN	4190.0	-	R1 - 87	1013
B	-	-	CW58-GBG	3510360 R1	1.16	16.0	Thin Wall XLPE Primary Cable	WHITE	1840.0	-	-	-

Connector Name	1907
Part Number	1661259C1
Instances	LT/RH/LoneStar - X15/A26 - Floor/Search Lights DayCab:Diagram1 LT/RH/LoneStar - X15/A26 - Floor/Search Lights Sleeper:Diagram1 LT/RH/LoneStar - X15/A26 - Floor/Search Lights Sleeper (1 Light):Diagram1
Mates	LT-FT_FLOOR-2009-02-01A

Name	Terminal Part Number	V-Min	Name	Wire Part Number	Wire CSA	Wire Spec	Wire Material description	Wire Color Description	Wire Length	End2 Terminal Part Number	End2 Pin Name	End2 Connector
A	-	-	MP63JA	3510353 R1	0.79	18.0	Thin Wall XLPE Primary Cable	DARK BLUE	1345.0	-	R3-87	1011
A	-	-	EL63JA	3510353 R1	0.79	18.0	Thin Wall XLPE Primary Cable	DARK BLUE	1345.0	-	R3-87	1011
B	-	-	BC63-GAJ	3510359 R1	0.79	18.0	Thin Wall XLPE Primary Cable	WHITE	1005.0	-	-	-

Connector Name 1919A
Part Number 2005836C1
Instances Telematics J1708:Telematics J1708

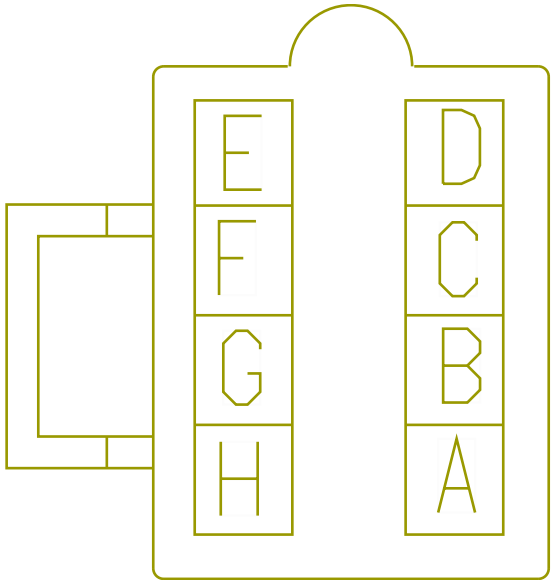

Name	Terminal Part Number	V-Min	Name	Wire Part Number	Wire CSA	Wire Spec	Wire Material description	Wire Color Description	Wire Length	End2 Terminal Part Number	End2 Pin Name	End2 Connector
C	-	-	WIRE490304	-	0.0	-	-	-	0.0	-	E2	J5-1602
D	-	-	WIRE490311	-	0.0	-	-	-	0.0	-	E1	J5-1602

Connector Name	1919B
Part Number	2005836C1
Instances	LT/RH/LoneStar - X15/A26 - Telematics (QUALCOMM MCP50):Diagram1 Telematics J1708:Telematics J1708
Mates	MODU-QULCM_MCP50-2035-07-0 2A

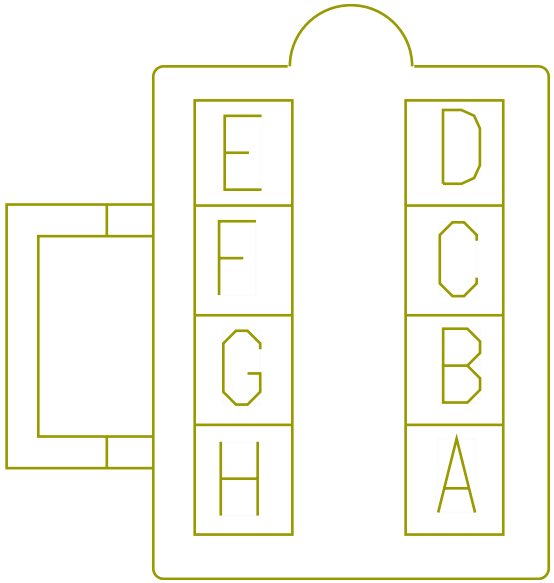

Name	Terminal Part Number	V-Min	Name	Wire Part Number	Wire CSA	Wire Spec	Wire Material description	Wire Color Description	Wire Length	End2 Terminal Part Number	End2 Pin Name	End2 Connect or
C	-	-	-	-	-	-	-	-	-	-	-	-
C	-	-	WIRE490306	-	0.0	-	-	-	0.0	-	E2	J5-1602
D	-	-	-	-	-	-	-	-	-	-	-	-
D	-	-	WIRE490313	-	0.0	-	-	-	0.0	-	E1	J5-1602

Connector Name	1919
Part Number	2005836C1
Instances	LT/RH/LoneStar - X15/A26 - Telematics (PEOPLE NET SLEEPER):Diagram1 Telematics J1708:Telematics J1708
Mates	MODU-OMNIVISION-2035-03-08A

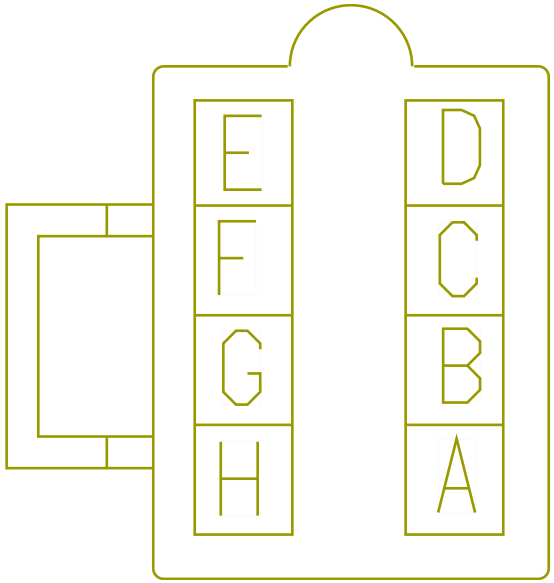

Name	Terminal Part Number	V-Min	Name	Wire Part Number	Wire CSA	Wire Spec	Wire Material description	Wire Color Description	Wire Length	End2 Terminal Part Number	End2 Pin Name	End2 Connect or
C	-	-	-	-	-	-	-	-	-	-	-	-
C	-	-	WIRE490305	-	0.0	-	-	-	0.0	-	E2	J5-1602
D	-	-	-	-	-	-	-	-	-	-	-	-
D	-	-	WIRE490312	-	0.0	-	-	-	0.0	-	E1	J5-1602

Connector Name 1920

Part Number 2011340C1

Instances LT/RH/LoneStar - X15/A26 - Telematics QUALCOMM IMCT DAYCAB With PANIC BUTTON:Diagram1
Telematics J1708:Telematics J1708

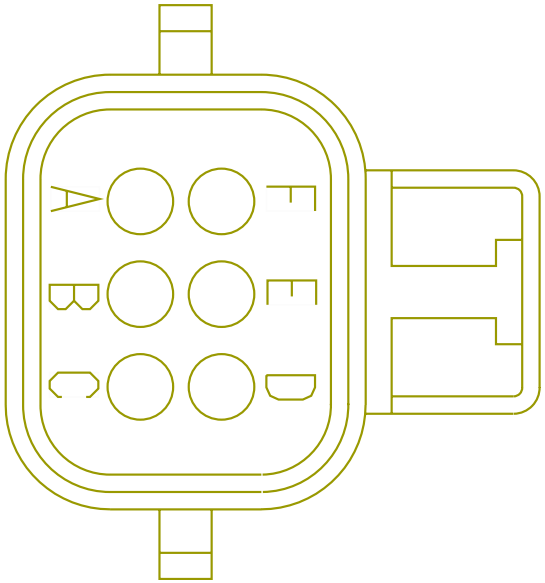

Name	Terminal Part Number	V-Min	Name	Wire Part Number	Wire CSA	Wire Spec	Wire Material description	Wire Color Description	Wire Length	End2 Terminal Part Number	End2 Pin Name	End2 Connect or
A	-	-	-	-	-	-	-	-	-	-	-	-
A	-	-	WIRE490307	-	0.0	-	-	-	0.0	-	E2	J5-1602
B	-	-	-	-	-	-	-	-	-	-	-	-
B	-	-	WIRE490314	-	0.0	-	-	-	0.0	-	E1	J5-1602
C	-	-	CK14ED	3510365 R1	0.79	18.0	Thin Wall XLPE Primary Cable	RED	3395.0	-	-	-
D	-	-	CK11-GBE	3510359 R1	0.79	18.0	Thin Wall XLPE Primary Cable	WHITE	2990.0	-	-	-
E	-	-	CK13EE	3510323 R1	0.79	18.0	Thin Wall XLPE Primary Cable	PINK	3580.0	-	-	-

Name	Terminal Part Number	V-Min	Name	Wire Part Number	Wire CSA	Wire Spec	Wire Material description	Wire Color Description	Wire Length	End2 Terminal Part Number	End2 Pin Name	End2 Connector
F	-	-	MJ11-GMW	2643764 R1	0.53	20.0	Std. Wall XLPE Primary Cable	WHITE	2420.0	-	B5	A02-1500A

Connector Name	1926
Part Number	3544677C1
Instances	Body J1939 (250Kbps) W/ 3 Splice Packs:Body J1939 (250Kbps)
Mates	DEV-DRIVER_SEAT_ROLTEK-01



Name	Terminal Part Number	V-Min	Name	Wire Part Number	Wire CSA	Wire Spec	Wire Material description	Wire Color Description	Wire Length	End2 Terminal Part Number	End2 Pin Name	End2 Connect or
C	-	-	WIRE489820	-	0.0	-	-	-	0.0	-	L	1024
D	-	-	WIRE489819	-	0.0	-	-	-	0.0	-	B	1024

Connector Name	1931A
Part Number	4110679C1
Instances	Powertrain J1939 (500Kbps) A26:Powertrain Standard J1939 (500Kbps) 2021 A26 Engine
Mates	MODU-XIRGO_BOX-2015-01-01A



Name	Terminal Part Number	V-Min	Name	Wire Part Number	Wire CSA	Wire Spec	Wire Material description	Wire Color Description	Wire Length	End2 Terminal Part Number	End2 Pin Name	End2 Connect or
1	-	-	WIRE223760	-	0.0	-	-	-	0.0	-	PIN1	-
8	-	-	WIRE223744	-	0.0	-	-	-	0.0	-	PIN1	-

Connector Name	1931A
Part Number	4110679C1
Instances	Powertrain J1939 (500Kbps) Eaton Ultrashift+ Transmission X15:Powertrain J1939 (500kbps) Eaton Ultrashift+ X15 Powertrain J1939 (500Kbps) Endurant Transmission X15:Powertrain J1939 (500kbps) Endurant Transmission X15 Powertrain J1939 (500Kbps) Manual Transmission X15:Powertrain Standard J1939 (500kbps) Manual Transmission X15 Powertrain J1939 (500Kbps) TC10 Transmission X15:Powertrain J1939 (500kbps) TC10 Transmission X15
Mates	MODU-XIRGO_BOX-2015-01-01A



Name	Terminal Part Number	V-Min	Name	Wire Part Number	Wire CSA	Wire Spec	Wire Material description	Wire Color Description	Wire Length	End2 Terminal Part Number	End2 Pin Name	End2 Connect or
1	-	-	WIRE223760	-	0.0	-	-	-	0.0	-	PIN1	-
8	-	-	WIRE223744	-	0.0	-	-	-	0.0	-	PIN1	-

Connector Name 1935M

Part Number 3683465C1

Instances Body J1939 (250Kbps) Splice Pack 1024:Body J1939 (250Kbps)
Body J1939 (250Kbps) Splice Pack 1029:Body J1939 (250Kbps)

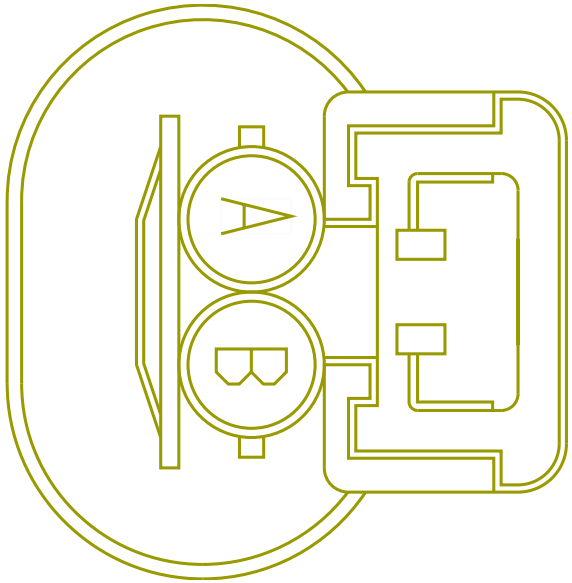

Name	Terminal Part Number	V-Min	Name	Wire Part Number	Wire CSA	Wire Spec	Wire Material description	Wire Color Description	Wire Length	End2 Terminal Part Number	End2 Pin Name	End2 Connector
A	-	-	WIRE489912	-	0.0	-	-	-	0.0	-	PIN1	-
A	-	-	WIRE490110	-	0.0	-	-	-	0.0	-	G	1024
B	-	-	WIRE489913	-	0.0	-	-	-	0.0	-	PIN1	-
B	-	-	WIRE490111	-	0.0	-	-	-	0.0	-	F	1024

Connector Name	1935N
Part Number	3683465C1
Instances	Body J1939 (250Kbps) Splice Pack 1025:Body J1939 (250Kbps) Body J1939 (250Kbps) W/ 3 Splice Packs:Body J1939 (250Kbps)
Mates	TERMINATING RESISTOR

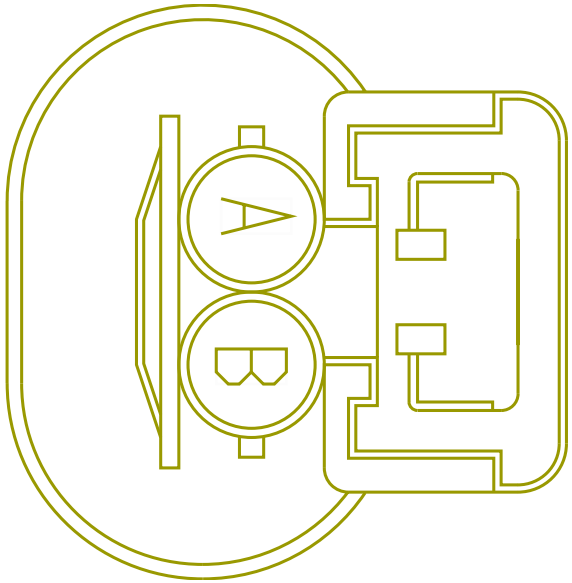

Name	Terminal Part Number	V-Min	Name	Wire Part Number	Wire CSA	Wire Spec	Wire Material description	Wire Color Description	Wire Length	End2 Terminal Part Number	End2 Pin Name	End2 Connect or
A	-	-	WIRE489806	-	0.0	-	-	-	0.0	-	G	1025
A	-	-	WIRE490022	-	0.0	-	-	-	0.0	-	G	1025
B	-	-	WIRE489807	-	0.0	-	-	-	0.0	-	F	1025
B	-	-	WIRE490023	-	0.0	-	-	-	0.0	-	F	1025

Connector Name	1935N
Part Number	3683465C1
Instances	LT A26/X15 Hadley Smart Valve - 14WCS:Diagram1
Mates	TERMINATING RESISTOR

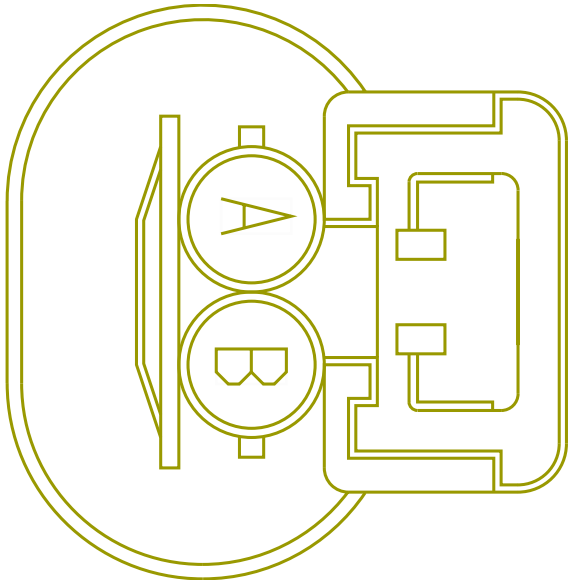

Name	Terminal Part Number	V-Min	Name	Wire Part Number	Wire CSA	Wire Spec	Wire Material description	Wire Color Description	Wire Length	End2 Terminal Part Number	End2 Pin Name	End2 Connect or
A	-	-	WE5XB(+)	-	0.0	-	-	-	0.0	-	PIN1	-
B	-	-	WE5XB(-)	-	0.0	-	-	-	0.0	-	PIN1	-

Connector Name	1937M
Part Number	1667741C1
Instances	Body J1939 (250Kbps) Splice Pack 1024:Body J1939 (250Kbps) LT/RH/LoneStar - X15/A26 - Telematics (OMNIVISION W/ J1939 & PANIC BUTTON):Diagram1 LT/RH/LoneStar - X15/A26 - Telematics (OMNIVISION W/ J1939 & PANIC BUTTON):Diagram2
Mates	MODU-OMNIVISION-2035-03-08A

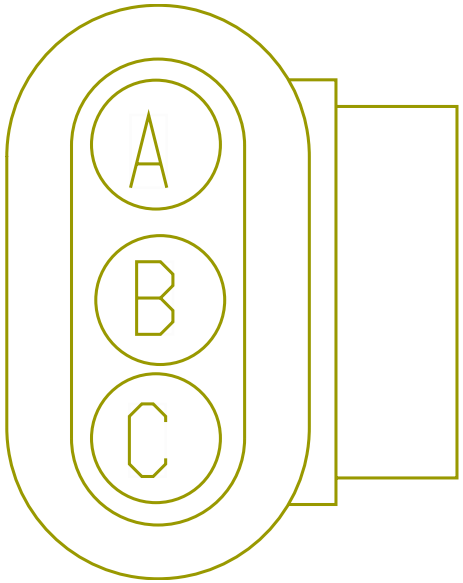

Name	Terminal Part Number	V-Min	Name	Wire Part Number	Wire CSA	Wire Spec	Wire Material description	Wire Color Description	Wire Length	End2 Terminal Part Number	End2 Pin Name	End2 Connect or
A	-	-	WIRE233646	-	0.0	-	-	-	0.0	-	H	1024
A	-	-	-	-	-	-	-	-	-	-	-	-
C	-	-	WIRE233647	-	0.0	-	-	-	0.0	-	E	1024
C	-	-	-	-	-	-	-	-	-	-	-	-

Connector Name	1937N
Part Number	1667741C1
Instances	Body J1939 (250Kbps) Splice Pack 1024:Body J1939 (250Kbps) Body J1939 (250Kbps) Splice Pack 1025:Body J1939 (250Kbps) Body J1939 (250Kbps) W/ 3 Splice Packs:Body J1939 (250Kbps)
Mates	MODU-OMNIVISION-2035-05-06A

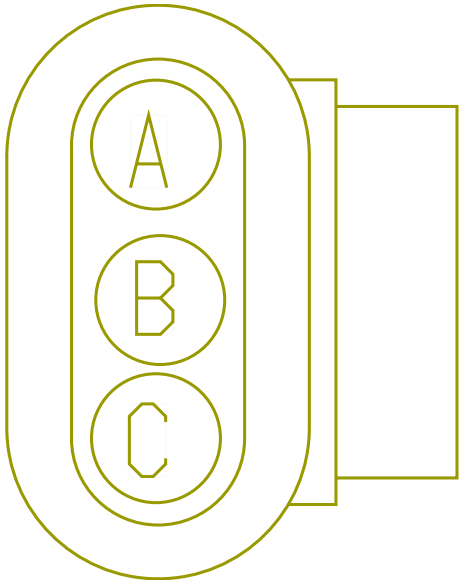

Name	Terminal Part Number	V-Min	Name	Wire Part Number	Wire CSA	Wire Spec	Wire Material description	Wire Color Description	Wire Length	End2 Terminal Part Number	End2 Pin Name	End2 Connect or
A	-	-	WIRE489835	-	0.0	-	-	-	0.0	-	H	1025
A	-	-	WIRE490016	-	0.0	-	-	-	0.0	-	H	1025
A	-	-	WIRE233644	-	0.0	-	-	-	0.0	-	H	1024
C	-	-	WIRE489836	-	0.0	-	-	-	0.0	-	E	1025
C	-	-	WIRE490019	-	0.0	-	-	-	0.0	-	E	1025
C	-	-	WIRE233645	-	0.0	-	-	-	0.0	-	E	1024

Connector Name	1937P
Part Number	1667741C1
Instances	Body J1939 (250Kbps) Splice Pack 1024:Body J1939 (250Kbps) Body J1939 (250Kbps) Splice Pack 1025:Body J1939 (250Kbps) Body J1939 (250Kbps) W/ 3 Splice Packs:Body J1939 (250Kbps)
Mates	MODU-QULCM_MCP50-2035-07-0 2A

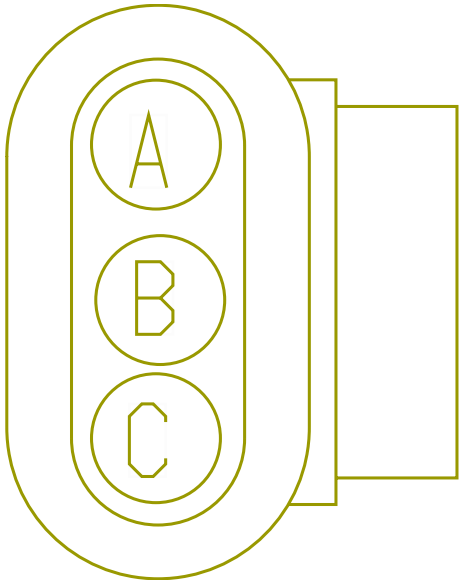

Name	Terminal Part Number	V-Min	Name	Wire Part Number	Wire CSA	Wire Spec	Wire Material description	Wire Color Description	Wire Length	End2 Terminal Part Number	End2 Pin Name	End2 Connect or
A	-	-	WIRE489829	-	0.0	-	-	-	0.0	-	H	1025
A	-	-	WIRE490017	-	0.0	-	-	-	0.0	-	H	1025
A	-	-	WIRE233648	-	0.0	-	-	-	0.0	-	H	1024
C	-	-	WIRE489830	-	0.0	-	-	-	0.0	-	E	1025
C	-	-	WIRE490020	-	0.0	-	-	-	0.0	-	E	1025
C	-	-	WIRE233651	-	0.0	-	-	-	0.0	-	E	1024

Connector Name	1939A
Part Number	3616085C1
Instances	Body J1939 (250Kbps) Splice Pack 1024:Body J1939 (250Kbps) Body J1939 (250Kbps) Splice Pack 1025:Body J1939 (250Kbps) Body J1939 (250Kbps) W/ 3 Splice Packs:Body J1939 (250Kbps) LT/RH/LoneStar - X15/A26 - Telematics (PEOPLE NET DAYCAB):Diagram1
Mates	DEV-PEOPLENET_PMG-2035-05- 07A

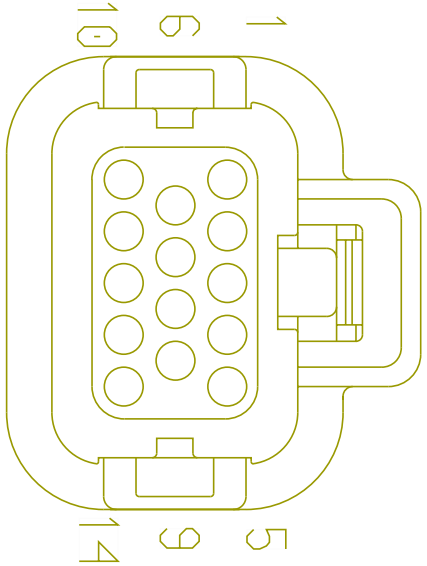

Name	Terminal Part Number	V-Min	Name	Wire Part Number	Wire CSA	Wire Spec	Wire Material description	Wire Color Description	Wire Length	End2 Terminal Part Number	End2 Pin Name	End2 Connect or
2	-	-	WIRE489832	-	0.0	-	-	-	0.0	-	E	1025
2	-	-	WIRE489839	-	0.0	-	-	-	0.0	-	39	5000
2	-	-	WIRE233641	-	0.0	-	-	-	0.0	-	E	1025
2	-	-	-	-	-	-	-	-	-	-	-	-
2	-	-	WIRE490121	-	0.0	-	-	-	0.0	-	39	5000
7	-	-	WIRE489831	-	0.0	-	-	-	0.0	-	H	1025
7	-	-	WIRE489840	-	0.0	-	-	-	0.0	-	38	5000
7	-	-	WIRE233640	-	0.0	-	-	-	0.0	-	H	1025
7	-	-	-	-	-	-	-	-	-	-	-	-

Name	Terminal Part Number	V-Min	Name	Wire Part Number	Wire CSA	Wire Spec	Wire Material description	Wire Color Description	Wire Length	End2 Terminal Part Number	End2 Pin Name	End2 Connect or
7	-	-	WIRE490120	-	0.0	-	-	-	0.0	-	38	5000

Connector Name 1939M

Part Number 3553404C1

Instances Body J1939 (250Kbps) Splice Pack 1025:Body J1939 (250Kbps)
Body J1939 (250Kbps) W/ 3 Splice Packs:Body J1939 (250Kbps)
Telematics J1708:Telematics J1708

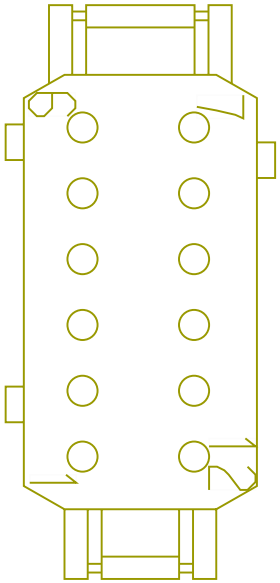

Name	Terminal Part Number	V-Min	Name	Wire Part Number	Wire CSA	Wire Spec	Wire Material description	Wire Color Description	Wire Length	End2 Terminal Part Number	End2 Pin Name	End2 Connector
4	-	-	WIRE490308	-	0.0	-	-	-	0.0	-	E2	J5-1602
5	-	-	WIRE490315	-	0.0	-	-	-	0.0	-	E1	J5-1602
11	-	-	WIRE489834	-	0.0	-	-	-	0.0	-	E	1025
11	-	-	WIRE490021	-	0.0	-	-	-	0.0	-	E	1025
12	-	-	WIRE489833	-	0.0	-	-	-	0.0	-	H	1025
12	-	-	WIRE490018	-	0.0	-	-	-	0.0	-	H	1025

Connector Name 1939-125A
Part Number 3683465C1
Instances Low Speed J1939 (125Kbps):Low Speed J1939 (125Kbps)

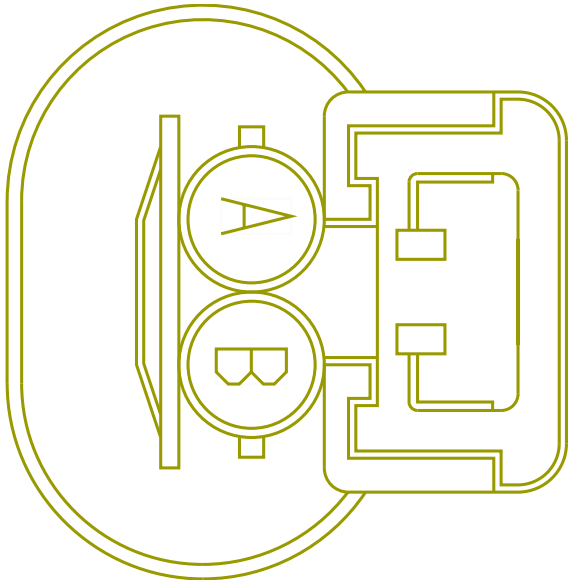

Name	Terminal Part Number	V-Min	Name	Wire Part Number	Wire CSA	Wire Spec	Wire Material description	Wire Color Description	Wire Length	End2 Terminal Part Number	End2 Pin Name	End2 Connect or
A	-	-	WIRE234460	-	0.0	-	-	-	0.0	-	PIN1	-
B	-	-	WIRE234461	-	0.0	-	-	-	0.0	-	PIN1	-

Connector Name 1939-125B
Part Number 3683465C1
Instances Low Speed J1939 (125Kbps):Low Speed J1939 (125Kbps)

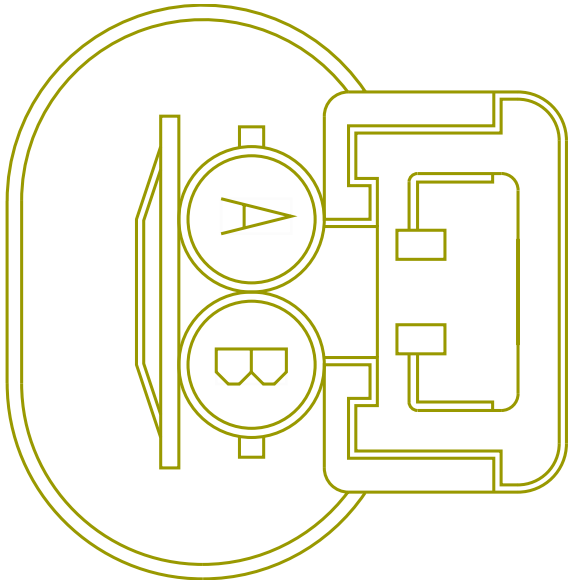

Name	Terminal Part Number	V-Min	Name	Wire Part Number	Wire CSA	Wire Spec	Wire Material description	Wire Color Description	Wire Length	End2 Terminal Part Number	End2 Pin Name	End2 Connect or
A	-	-	WIRE234480	-	0.0	-	-	-	0.0	-	PIN1	-
B	-	-	WIRE234481	-	0.0	-	-	-	0.0	-	PIN1	-

Connector Name 1939-250A
Part Number 3683465C1
Instances Cab J1939 (250Kbps):Cab J1939 (250Kbps)

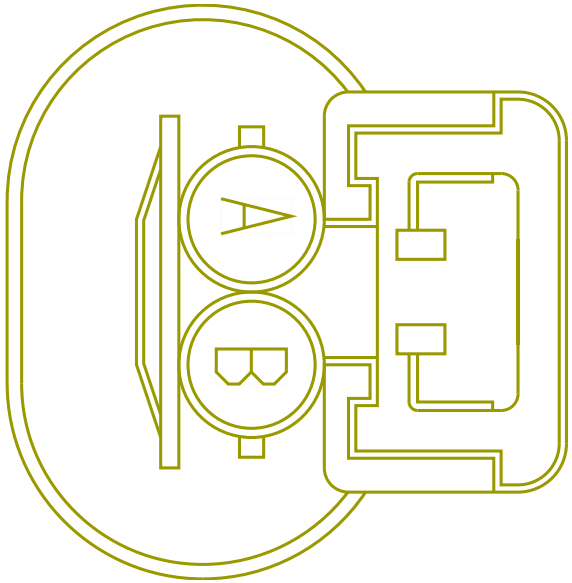

Name	Terminal Part Number	V-Min	Name	Wire Part Number	Wire CSA	Wire Spec	Wire Material description	Wire Color Description	Wire Length	End2 Terminal Part Number	End2 Pin Name	End2 Connect or
A	-	-	WIRE223936	-	0.0	-	-	-	0.0	-	PIN1	-
B	-	-	WIRE223937	-	0.0	-	-	-	0.0	-	PIN1	-

Connector Name 1939-250B
Part Number 3683465C1
Instances Cab J1939 (250Kbps):Cab J1939 (250Kbps)

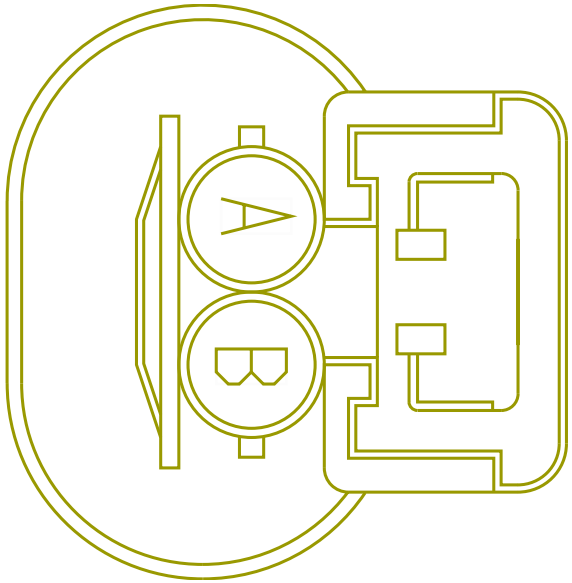

Name	Terminal Part Number	V-Min	Name	Wire Part Number	Wire CSA	Wire Spec	Wire Material description	Wire Color Description	Wire Length	End2 Terminal Part Number	End2 Pin Name	End2 Connect or
A	-	-	WIRE223927	-	0.0	-	-	-	0.0	-	PIN1	-
B	-	-	WIRE223928	-	0.0	-	-	-	0.0	-	PIN1	-

Connector Name	1944
Part Number	6114576C1
Short Description	OMNITRACS IVG
Instances	Body J1939 (250Kbps) Splice Pack 1029:Body J1939 (250Kbps) Body J1939 (250Kbps) W/ 3 Splice Packs:Body J1939 (250Kbps) Powertrain J1939 (500Kbps) Eaton Ultrashift+ Transmission X15:Powertrain J1939 (500kbps) Eaton Ultrashift+ X15 Powertrain J1939 (500Kbps) Endurant Transmission X15:Powertrain J1939 (500kbps) Endurant Transmission X15 Powertrain J1939 (500Kbps) Manual Transmission X15:Powertrain Standard J1939 (500kbps) Manual Transmission X15 Powertrain J1939 (500Kbps) TC10 Transmission X15:Powertrain J1939 (500kbps) TC10 Transmission X15

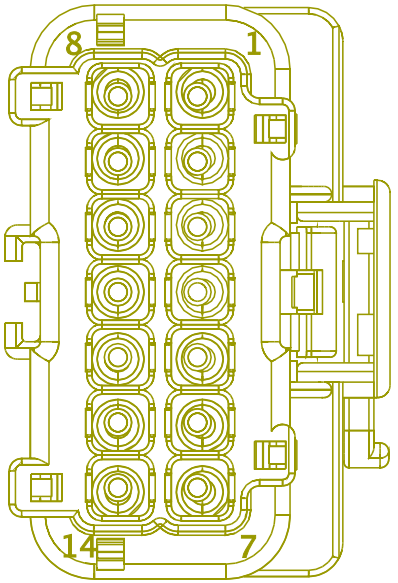

Name	Terminal Part Number	V-Min	Name	Wire Part Number	Wire CSA	Wire Spec	Wire Material description	Wire Color Description	Wire Length	End2 Terminal Part Number	End2 Pin Name	End2 Connector
2	-	-	WIRE489922	-	0.0	-	-	-	0.0	-	H	1029
2	-	-	WIRE489821	-	0.0	-	-	-	0.0	-	H	1029
2	-	-	WIRE223794	-	0.0	-	-	-	0.0	-	PIN1	-
9	-	-	WIRE489923	-	0.0	-	-	-	0.0	-	E	1029
9	-	-	WIRE489822	-	0.0	-	-	-	0.0	-	E	1029
9	-	-	WIRE223795	-	0.0	-	-	-	0.0	-	PIN1	-

Connector Name 1944

Part Number 6114576C1

Instances Powertrain J1939 (500Kbps) A26:Powertrain Standard J1939 (500Kbps) 2021 A26 Engine

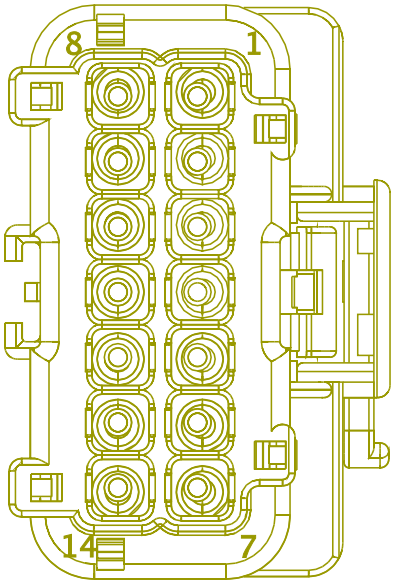

Name	Terminal Part Number	V-Min	Name	Wire Part Number	Wire CSA	Wire Spec	Wire Material description	Wire Color Description	Wire Length	End2 Terminal Part Number	End2 Pin Name	End2 Connector
2	-	-	WIRE480694	-	0.0	-	-	-	0.0	-	PIN1	-
9	-	-	WIRE480696	-	0.0	-	-	-	0.0	-	PIN1	-

Connector Name	1944
Part Number	6114576C1
Short Description	OMNITRACS IVG
Instances	Powertrain J1939 (500Kbps) A26:Powertrain Standard J1939 (500Kbps) 2021 A26 Engine

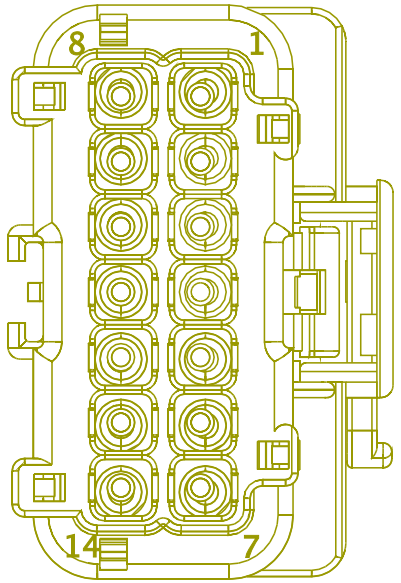

Name	Terminal Part Number	V-Min	Name	Wire Part Number	Wire CSA	Wire Spec	Wire Material description	Wire Color Description	Wire Length	End2 Terminal Part Number	End2 Pin Name	End2 Connector
4	-	-	WIRE480695	-	0.0	-	-	-	0.0	-	PIN1	-
11	-	-	WIRE480697	-	0.0	-	-	-	0.0	-	PIN1	-

Connector Name 1944_
Part Number 6114576C1
Instances Cab J1939 (250Kbps):Cab J1939 (250Kbps)

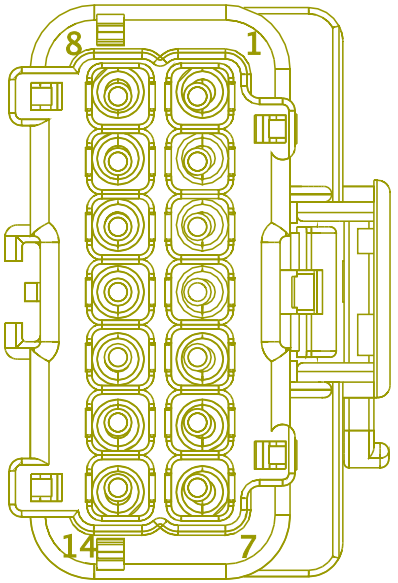

Name	Terminal Part Number	V-Min	Name	Wire Part Number	Wire CSA	Wire Spec	Wire Material description	Wire Color Description	Wire Length	End2 Terminal Part Number	End2 Pin Name	End2 Connect or
2	-	-	WIRE233663	-	0.0	-	-	-	0.0	-	H	1026
9	-	-	WIRE233664	-	0.0	-	-	-	0.0	-	E	1026

Connector Name	1946F
Part Number	3515763C1
Short Description	SLEEPER NO IDLE HEAT & COOL
Instances	LT/RH/LoneStar - X15/A26 - Rear HVAC (No Idle) W/ Pre-Heat (Bergstrom Heat and Cool w/ Condensation) 4 SWITCHES Option 1:Diagram2 - No Idle Switching LT/RH/LoneStar - X15/A26 - Rear HVAC (No Idle) W/ Pre-Heat (Bergstrom Heat and Cool w/ Condensation) 4 SWITCHES Option 2:Diagram2 - No Idle Switching
Mates	1946M

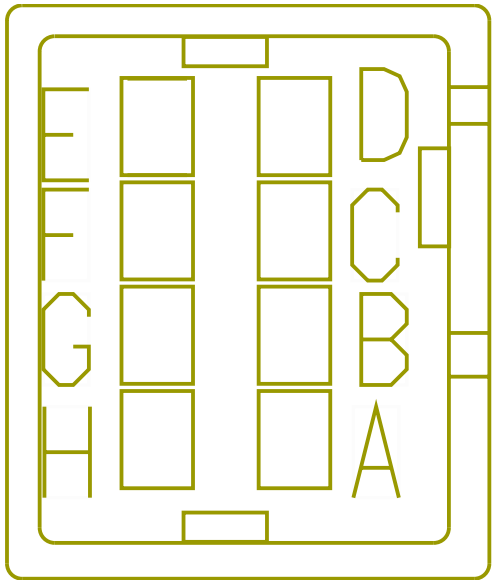

Name	Terminal Part Number	V-Min	Name	Wire Part Number	Wire CSA	Wire Spec	Wire Material description	Wire Color Description	Wire Length	End2 Terminal Part Number	End2 Pin Name	End2 Connector
A	-	-	HN75AG	3510298 R1	0.53	20.0	Thin Wall XLPE Primary Cable	LIGHT GREEN	3380.0	-	9	1124M
B	-	-	HN75AF	3510298 R1	0.53	20.0	Thin Wall XLPE Primary Cable	LIGHT GREEN	3380.0	-	2	1124M
C	-	-	HN75AR	3510298 R1	0.53	20.0	Thin Wall XLPE Primary Cable	LIGHT GREEN	2740.0	-	X	-
D	-	-	HN75-GAS	3510358 R1	0.53	20.0	Thin Wall XLPE Primary Cable	WHITE	3380.0	-	11	1124M

Name	Terminal Part Number	V-Min	Name	Wire Part Number	Wire CSA	Wire Spec	Wire Material description	Wire Color Description	Wire Length	End2 Terminal Part Number	End2 Pin Name	End2 Connector
E	-	-	HN77NE	3510298 R1	0.53	20.0	Thin Wall XLPE Primary Cable	LIGHT GREEN	3390.0	-	2	1125M
F	-	-	HN77NF	3510298 R1	0.53	20.0	Thin Wall XLPE Primary Cable	LIGHT GREEN	3390.0	-	9	1125M
G	-	-	HN62J	3510352 R1	0.53	20.0	Thin Wall XLPE Primary Cable	DARK BLUE	3380.0	-	12	1124M

Connector Name	1946M
Part Number	3515762C1
Short Description	SLEEPER NO IDLE HEAT & COOL
Instances	LT/RH/LoneStar - X15/A26 - Rear HVAC (No Idle) W/ Pre-Heat (Bergstrom Heat and Cool w/ Condensation) 4 SWITCHES Option 1:Diagram2 - No Idle Switching LT/RH/LoneStar - X15/A26 - Rear HVAC (No Idle) W/ Pre-Heat (Bergstrom Heat and Cool w/ Condensation) 4 SWITCHES Option 2:Diagram2 - No Idle Switching
Mates	1946F

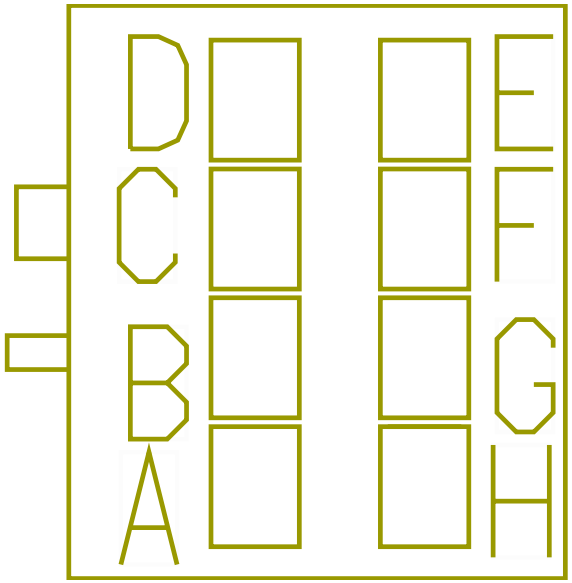

Name	Terminal Part Number	V-Min	Name	Wire Part Number	Wire CSA	Wire Spec	Wire Material description	Wire Color Description	Wire Length	End2 Terminal Part Number	End2 Pin Name	End2 Connector
A	-	-	BD75AGA	3510299 R1	0.79	18.0	Thin Wall XLPE Primary Cable	LIGHT GREEN	1185.0	-	X	-
B	-	-	BD75AFA	3510299 R1	0.79	18.0	Thin Wall XLPE Primary Cable	LIGHT GREEN	1155.0	-	X	-
C	-	-	BD75ARA	3510299 R1	0.79	18.0	Thin Wall XLPE Primary Cable	LIGHT GREEN	1215.0	-	X	-
D	-	-	BD75-GASA	2643674 R1	0.79	18.0	Std. Wall XLPE Primary Cable	WHITE	985.0	-	X	-

Name	Terminal Part Number	V-Min	Name	Wire Part Number	Wire CSA	Wire Spec	Wire Material description	Wire Color Description	Wire Length	End2 Terminal Part Number	End2 Pin Name	End2 Connector
E	-	-	BD77NEA	3510299 R1	0.79	18.0	Thin Wall XLPE Primary Cable	LIGHT GREEN	1245.0	-	X	-
F	-	-	BD77NFA	3510299 R1	0.79	18.0	Thin Wall XLPE Primary Cable	LIGHT GREEN	1275.0	-	X	-
G	-	-	BD62J	2643720 R1	0.79	18.0	Std. Wall XLPE Primary Cable	DARK BLUE	640.0	-	X	-

Connector Name	1947
Part Number	6114576C1
Instances	LT/RH/LoneStar - Vehicle Accessory Connector - 0008XMB:Diagram1
Mates	Vehicle Accessory Connector

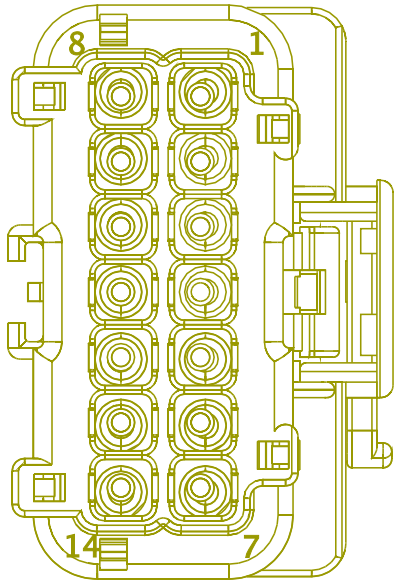

Name	Terminal Part Number	V-Min	Name	Wire Part Number	Wire CSA	Wire Spec	Wire Material description	Wire Color Description	Wire Length	End2 Terminal Part Number	End2 Pin Name	End2 Connect or
1	-	-	4Z12A	3510341 R1	0.79	18.0	Thin Wall XLPE Primary Cable	LIGHT BLUE	0.0	-	-	-
2	-	-	-	-	-	-	-	-	-	-	-	-
7	-	-	4Z13A	3510323 R1	0.79	18.0	Thin Wall XLPE Primary Cable	PINK	0.0	-	-	-
8	-	-	4Z11-G	3510358 R1	0.53	20.0	Thin Wall XLPE Primary Cable	WHITE	0.0	-	-	-
9	-	-	-	-	-	-	-	-	-	-	-	-
14	-	-	4Z14A	3510365 R1	0.79	18.0	Thin Wall XLPE Primary Cable	RED	0.0	-	-	-

Connector Name	1950
Part Number	3704182C1
Instances	Body J1939 (250Kbps) Splice Pack 1024:Body J1939 (250Kbps) Body J1939 (250Kbps) W/ 3 Splice Packs:Body J1939 (250Kbps)

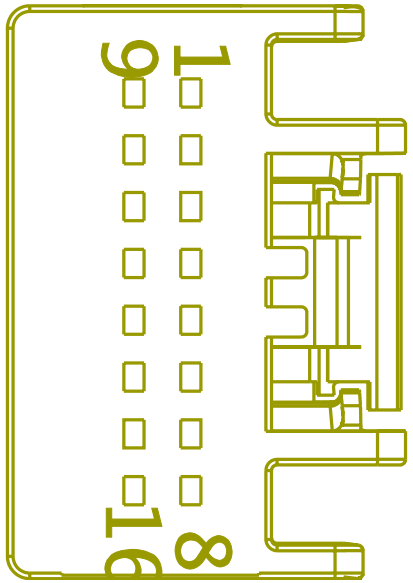

Name	Terminal Part Number	V-Min	Name	Wire Part Number	Wire CSA	Wire Spec	Wire Material description	Wire Color Description	Wire Length	End2 Terminal Part Number	End2 Pin Name	End2 Connector
8	-	-	WIRE489825	-	0.0	-	-	-	0.0	-	H	1029
8	-	-	WIRE490116	-	0.0	-	-	-	0.0	-	H	1024
9	-	-	WIRE489826	-	0.0	-	-	-	0.0	-	E	1029
9	-	-	WIRE490117	-	0.0	-	-	-	0.0	-	E	1024

Connector Name	1970
Part Number	3538635C1
Instances	Telematics J1708:Telematics J1708
Mates	5010

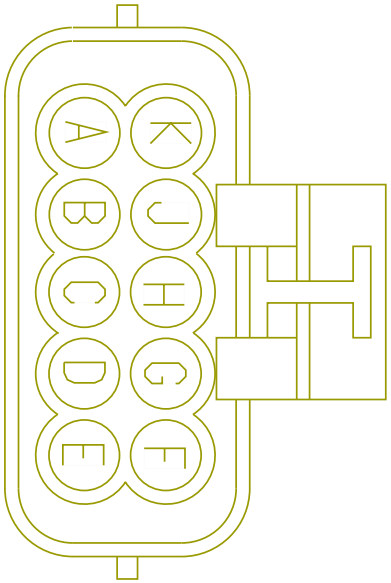

Name	Terminal Part Number	V-Min	Name	Wire Part Number	Wire CSA	Wire Spec	Wire Material description	Wire Color Description	Wire Length	End2 Terminal Part Number	End2 Pin Name	End2 Connect or
C	-	-	WIRE490301	-	0.0	-	-	-	0.0	-	E1	J5-1602
D	-	-	WIRE490300	-	0.0	-	-	-	0.0	-	E2	J5-1602

Connector Name	1970
Part Number	3538635C1
Short Description	SATELLITE COMMUNICATIONS
Instances	LT/RH/LoneStar - X15/A26 - Telematics (DRIVERTECH DAYCAB W/ J1939):Diagram1 LT/RH/LoneStar - X15/A26 - Telematics (DRIVERTECH SLEEPER W/ J1939):Diagram1 LT/RH/LoneStar - X15/A26 - Telematics (PEOPLE NET SLEEPER):Diagram1 LT/RH/LoneStar - X15/A26 - Telematics (QUALCOMM MCT w/ TRACS):Diagram1 LT/RH/LoneStar - X15/A26 - Telematics (QUALCOMM MCT w/o Tracs):Diagram1 LT/RH/LoneStar - X15/A26 - Telematics (TRIPMASTER SLEEPER):Diagram1 LT/RH/LoneStar - X15/A26 - Telematics QUALCOMM IMCT DAYCAB With MVPC:Diagram1 LT/RH/LoneStar - X15/A26 - Telematics QUALCOMM IMCT DAYCAB With MVPC & PANIC BUTTON:Diagram1 LT/RH/LoneStar - X15/A26 - Telematics QUALCOMM IMCT DAYCAB With PANIC BUTTON:Diagram2 LT/RH/LoneStar - X15/A26 - Telematics QUALCOMM IMCT MD:Diagram2 LT/RH/LoneStar - X15/A26 - Telematics QUALCOMM TMCT:Diagram1 LT/RH/LoneStar - X15/A26 - Telematics QUALCOMM TMCT With PANIC BUTTON:Diagram1
Mates	5010

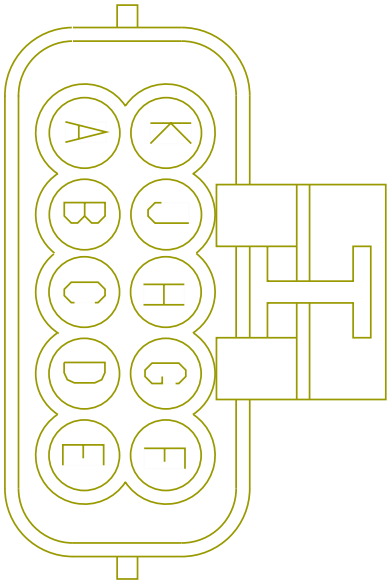

Name	Terminal Part Number	V-Min	Name	Wire Part Number	Wire CSA	Wire Spec	Wire Material description	Wire Color Description	Wire Length	End2 Terminal Part Number	End2 Pin Name	End2 Connector
A	-	-	PH14ED	3510365 R1	0.79	18.0	Thin Wall XLPE Primary Cable	RED	4125.0	-	-	-
A	-	-	KL14A	2643759 R1	0.79	18.0	Std. Wall XLPE Primary Cable	RED	4125.0	-	-	-

Name	Terminal Part Number	V-Min	Name	Wire Part Number	Wire CSA	Wire Spec	Wire Material description	Wire Color Description	Wire Length	End2 Terminal Part Number	End2 Pin Name	End2 Connector
A	-	-	CP14ED	3510365 R1	0.79	18.0	Thin Wall XLPE Primary Cable	RED	4125.0	-	-	-
A	-	-	CG14SD	3510365 R1	0.79	18.0	Thin Wall XLPE Primary Cable	RED	4125.0	-	-	-
B	-	-	PH13EE	3510323 R1	0.79	18.0	Thin Wall XLPE Primary Cable	PINK	4310.0	-	-	-
B	-	-	KL13B	3510323 R1	0.79	18.0	Thin Wall XLPE Primary Cable	PINK	4310.0	-	-	-
B	-	-	CP13EE	3510323 R1	0.79	18.0	Thin Wall XLPE Primary Cable	PINK	4310.0	-	-	-
B	-	-	CG13SD	3510323 R1	0.79	18.0	Thin Wall XLPE Primary Cable	PINK	3775.0	-	X	-
E	-	-	CP11-GMW	2643764 R1	0.53	20.0	Std. Wall XLPE Primary Cable	WHITE	3350.0	-	B5	A02-1500A
F	-	-	PH11-GBE	3510359 R1	0.79	18.0	Thin Wall XLPE Primary Cable	WHITE	2500.0	-	-	-

Name	Terminal Part Number	V-Min	Name	Wire Part Number	Wire CSA	Wire Spec	Wire Material description	Wire Color Description	Wire Length	End2 Terminal Part Number	End2 Pin Name	End2 Connector
F	-	-	CR98J	3510293 R1	0.79	18.0	Thin Wall XLPE Primary Cable	BLACK	4120.0	-	4	A02-111 1M
J	-	-	CG70E	3510317 R1	0.79	18.0	Thin Wall XLPE Primary Cable	ORANGE	3300.0	-	D1	1800
K	-	-	CG50S	3510335 R1	0.79	18.0	Thin Wall XLPE Primary Cable	YELLOW 2	4255.0	-	R1-30	1014

Connector Name 1978

Part Number 3540612C1

Instances Cab J1939 (250Kbps):Cab J1939 (250Kbps)
Fusion Private J1939:Fusion Private J1939
LoneStar - X15 - Adaptive Cruise Control (Bendix - Fusion W/O DIU & W/ Safety Direct & Reg Speakers) Option 1:Diagram1
LoneStar - X15 - Adaptive Cruise Control (Bendix - Fusion W/O DIU & W/ Safety Direct & Reg Speakers) Option 2:Diagram1
LoneStar - X15 - Lane Departure Warning - (Bendix Fusion W/ Safety Direct))(US & Canada):Diagram1
LoneStar - X15 - Lane Departure Warning - (Bendix Fusion W/ Safety Direct))(US & Canada)-:Diagram1
LT/RH - X15/A26 - Land Departure Warning - (Bendix - AutoVue W/ Qualcomm Safety Direct):Diagram1
LT/RH - X15/A26 - Adaptive Cruise Control (Bendix - Fusion W/ O DIU & N/ Safety Direct & Reg Speakers):Diagram1
LT/RH - X15/A26 - Adaptive Cruise Control (Bendix - Fusion W/ O DIU & W/ Safety Direct & Reg Speakers):Diagram1
LT/RH - X15/A26 - Lane Departure Warning - (Bendix - AutoVue N/ Qualcomm Safety Direct):Diagram1
LT/RH - X15/A26 - Lane Departure Warning - (Bendix Fusion W/ Safety Direct))(US & Canada):Diagram1
LT/RH - X15/A26 - Lane Departure Warning - (Wabco OnLane 2.0 w/ roof speakers):Diagram1
LT/RH - X15/A26 - Lane Departure Warning - (Wabco OnLane):Diagram1
LT/RH - X15/A26 - Lane Departure Warning - Bendix:Diagram1

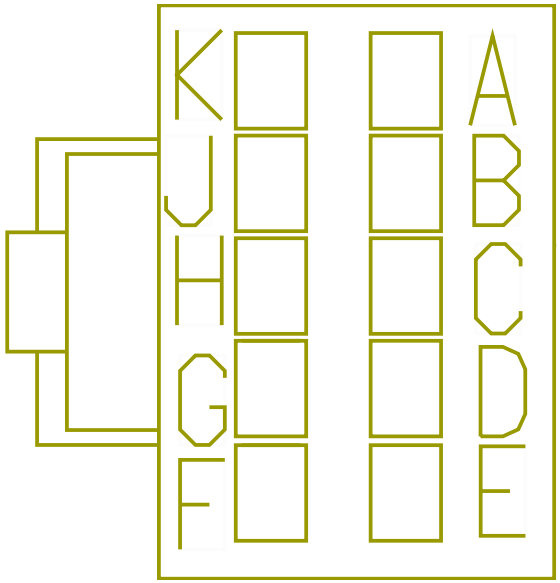

Mates 16B

Name	Terminal Part Number	V-Min	Name	Wire Part Number	Wire CSA	Wire Spec	Wire Material description	Wire Color Description	Wire Length	End2 Terminal Part Number	End2 Pin Name	End2 Connector
A	-	-	67EN	3510330 R1	1.16	16.0	Thin Wall XLPE Primary Cable	TAN	2163.0	-	B7	D51-1979
A	-	-	67EN	3510330 R1	1.16	16.0	Thin Wall XLPE Primary Cable	TAN	2163.0	-	B7	D25-1979

Name	Terminal Part Number	V-Min	Name	Wire Part Number	Wire CSA	Wire Spec	Wire Material description	Wire Color Description	Wire Length	End2 Terminal Part Number	End2 Pin Name	End2 Connector
B	-	-	67NA	3510330 R1	1.16	16.0	Thin Wall XLPE Primary Cable	TAN	2163.0	-	A7	D51-1979
B	-	-	67NA	3510330 R1	1.16	16.0	Thin Wall XLPE Primary Cable	TAN	2163.0	-	A7	D25-1979
C	-	-	13COG	3510324 R1	1.16	16.0	Thin Wall XLPE Primary Cable	PINK	1735.0	-	A9	D51-1979
C	-	-	13COG	3510324 R1	1.16	16.0	Thin Wall XLPE Primary Cable	PINK	1735.0	-	X	-
C	-	-	13COG	3510324 R1	1.16	16.0	Thin Wall XLPE Primary Cable	PINK	1735.0	-	PIN1	-
C	-	-	13COG	3510324 R1	1.16	16.0	Thin Wall XLPE Primary Cable	PINK	1735.0	-	A9	D25-1979
D	-	-	11COG	3510359 R1	0.79	18.0	Thin Wall XLPE Primary Cable	WHITE	2283.0	-	X	-
D	-	-	11COG	3510359 R1	0.79	18.0	Thin Wall XLPE Primary Cable	WHITE	2283.0	-	B9	D25-1979

Name	Terminal Part Number	V-Min	Name	Wire Part Number	Wire CSA	Wire Spec	Wire Material description	Wire Color Description	Wire Length	End2 Terminal Part Number	End2 Pin Name	End2 Connector
E	-	-	56A2	3510318 R1	1.16	16.0	Thin Wall XLPE Primary Cable	ORANGE	2483.0	-	A4	D51-1979
E	-	-	WIRE234 451	-	0.0	-	-	-	0.0	-	PIN1	-
F	-	-	57A4	3510318 R1	1.16	16.0	Thin Wall XLPE Primary Cable	ORANGE	2483.0	-	B4	D51-1979
F	-	-	WIRE234 450	-	0.0	-	-	-	0.0	-	X	-
G	-	-	67COG	3510310 R1	0.53	20.0	Thin Wall XLPE Primary Cable	GREY	2433.0	-	B8	D51-1979
G	-	-	67COG	3510310 R1	0.53	20.0	Thin Wall XLPE Primary Cable	GREY	2433.0	-	7	D48-1979
G	-	-	67COG	3510310 R1	0.53	20.0	Thin Wall XLPE Primary Cable	GREY	2433.0	-	B8	D25-1979
H	-	-	14CSB	3510366 R1	1.16	16.0	Thin Wall XLPE Primary Cable	RED	1705.0	-	A11	D51-1979
H	-	-	14CSB	3510366 R1	1.16	16.0	Thin Wall XLPE Primary Cable	RED	1705.0	-	X	-
J	-	-	WIRE223 975	-	0.0	-	-	-	0.0	-	X	-

Name	Terminal Part Number	V-Min	Name	Wire Part Number	Wire CSA	Wire Spec	Wire Material description	Wire Color Description	Wire Length	End2 Terminal Part Number	End2 Pin Name	End2 Connect or
K	-	-	WIRE223974	-	0.0	-	-	-	0.0	-	X	-

Connector Name 1978

Part Number 3540612C1

Instances LoneStar - X15 - Adaptive Cruise Control (Bendix - Fusion W/O DIU & N/ Safety Direct & Tweeters):Diagram1
LoneStar - X15 - Adaptive Cruise Control (Bendix - Fusion W/O DIU & W/ Safety Direct & W/ Tweeters):Diagram1
LT/RH - X15/A26 - Adaptive Cruise Control (Bendix - Fusion W/O DIU & N/ Safety Direct & Tweeters):Diagram1
LT/RH - X15/A26 - Adaptive Cruise Control (Bendix - Fusion W/O DIU & W/ Safety Direct & W/ Tweeters):Diagram1
Powertrain J1939 (500Kbps) Eaton Ultrashift+ Transmission X15:Powertrain J1939 (500kbps) Eaton Ultrashift+ X15
Powertrain J1939 (500Kbps) Endurant Transmission X15:Powertrain J1939 (500kbps) Endurant Transmission X15
Powertrain J1939 (500Kbps) Manual Transmission X15:Powertrain Standard J1939 (500kbps) Manual Transmission X15
Powertrain J1939 (500Kbps) TC10 Transmission X15:Powertrain J1939 (500kbps) TC10 Transmission X15

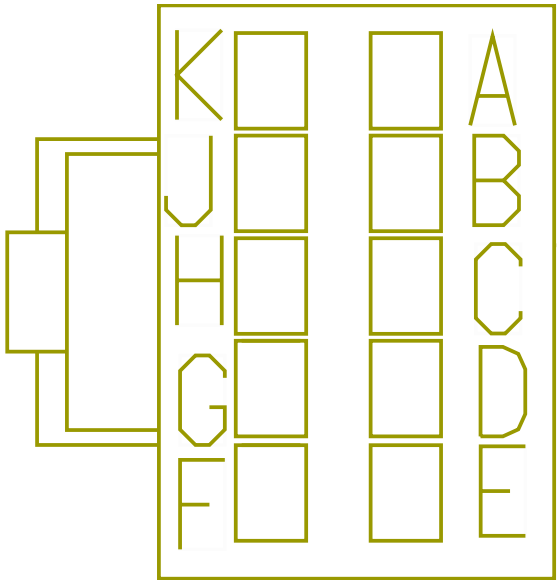

Mates 16B

Name	Terminal Part Number	V-Min	Name	Wire Part Number	Wire CSA	Wire Spec	Wire Material description	Wire Color Description	Wire Length	End2 Terminal Part Number	End2 Pin Name	End2 Connector
C	-	-	13COG	3510324 R1	1.16	16.0	Thin Wall XLPE Primary Cable	PINK	1735.0	-	X	-
D	-	-	11COG	3510359 R1	0.79	18.0	Thin Wall XLPE Primary Cable	WHITE	2283.0	-	X	-
G	-	-	67COG	3510310 R1	0.53	20.0	Thin Wall XLPE Primary Cable	GREY	2433.0	-	7	D1N-1979
H	-	-	14CSB	3510366 R1	1.16	16.0	Thin Wall XLPE Primary Cable	RED	1705.0	-	X	-

Name	Terminal Part Number	V-Min	Name	Wire Part Number	Wire CSA	Wire Spec	Wire Material description	Wire Color Description	Wire Length	End2 Terminal Part Number	End2 Pin Name	End2 Connector
J	-	-	WIRE223924	-	0.0	-	-	-	0.0	-	X	-
K	-	-	WIRE223925	-	0.0	-	-	-	0.0	-	X	-

Connector Name 1979A2_BENDIX

Part Number 4061584C1

Instances Powertrain J1939 (500Kbps) A26:Powertrain Standard J1939 (500Kbps) 2021 A26 Engine



Name	Terminal Part Number	V-Min	Name	Wire Part Number	Wire CSA	Wire Spec	Wire Material description	Wire Color Description	Wire Length	End2 Terminal Part Number	End2 Pin Name	End2 Connect or
3	-	-	WIRE480667	-	0.0	-	-	-	0.0	-	PIN1	-
4	-	-	WIRE480664	-	0.0	-	-	-	0.0	-	PIN1	-

Connector Name	1979A
Part Number	4061584C1
Instances	Fusion Private J1939:Fusion Private J1939 Powertrain J1939 (500Kbps) Eaton Ultrashift+ Transmission X15:Powertrain J1939 (500kbps) Eaton Ultrashift+ X15 Powertrain J1939 (500Kbps) Endurant Transmission X15:Powertrain J1939 (500kbps) Endurant Transmission X15 Powertrain J1939 (500Kbps) Manual Transmission X15:Powertrain Standard J1939 (500kbps) Manual Transmission X15 Powertrain J1939 (500Kbps) TC10 Transmission X15:Powertrain J1939 (500kbps) TC10 Transmission X15
Mates	DEV-BENDIX_FUSION_FLC_20-3 020-02-01A



Name	Terminal Part Number	V-Min	Name	Wire Part Number	Wire CSA	Wire Spec	Wire Material description	Wire Color Description	Wire Length	End2 Terminal Part Number	End2 Pin Name	End2 Connect or
3	-	-	WIRE223917	-	0.0	-	-	-	0.0	-	X	-
4	-	-	WIRE223918	-	0.0	-	-	-	0.0	-	X	-
6	-	-	WIRE234457	-	0.0	-	-	-	0.0	-	PIN1	-
7	-	-	WIRE234456	-	0.0	-	-	-	0.0	-	X	-

Connector Name	1979B2_BENDIX
Part Number	4242898C1
Instances	Powertrain J1939 (500Kbps) A26:Powertrain Standard J1939 (500Kbps) 2021 A26 Engine

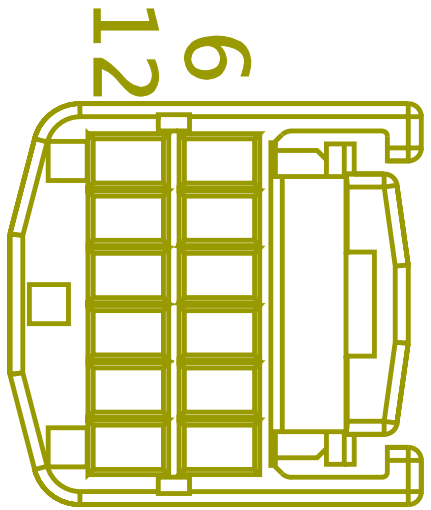

-

Name	Terminal Part Number	V-Min	Name	Wire Part Number	Wire CSA	Wire Spec	Wire Material description	Wire Color Description	Wire Length	End2 Terminal Part Number	End2 Pin Name	End2 Connect or
3	-	-	WIRE480666	-	0.0	-	-	-	0.0	-	PIN1	-
9	-	-	WIRE480661	-	0.0	-	-	-	0.0	-	PIN1	-

Connector Name	1979B_BENDIX
Part Number	3710061C1
Instances	Powertrain J1939 (500Kbps) A26:Powertrain Standard J1939 (500Kbps) 2021 A26 Engine
Mates	MODU-ECU_Lane_Departure_Be ndix_AutoVue-3020-01-02A

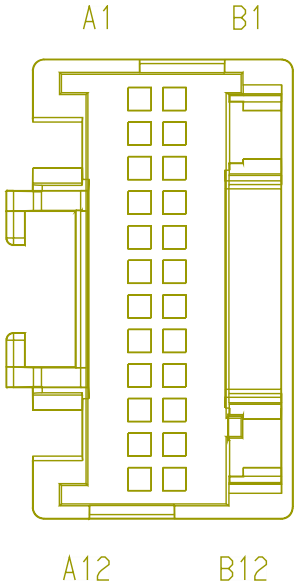

Name	Terminal Part Number	V-Min	Name	Wire Part Number	Wire CSA	Wire Spec	Wire Material description	Wire Color Description	Wire Length	End2 Terminal Part Number	End2 Pin Name	End2 Connector
A12	-	-	WIRE480669	-	0.0	-	-	-	0.0	-	PIN1	-
B12	-	-	WIRE480673	-	0.0	-	-	-	0.0	-	PIN1	-

Connector Name	1979M_WABCO
Part Number	6137618C92
Instances	Powertrain J1939 (500Kbps) A26:Powertrain Standard J1939 (500Kbps) 2021 A26 Engine
Mates	DEV-LDW_MODULE_CAMERA-01

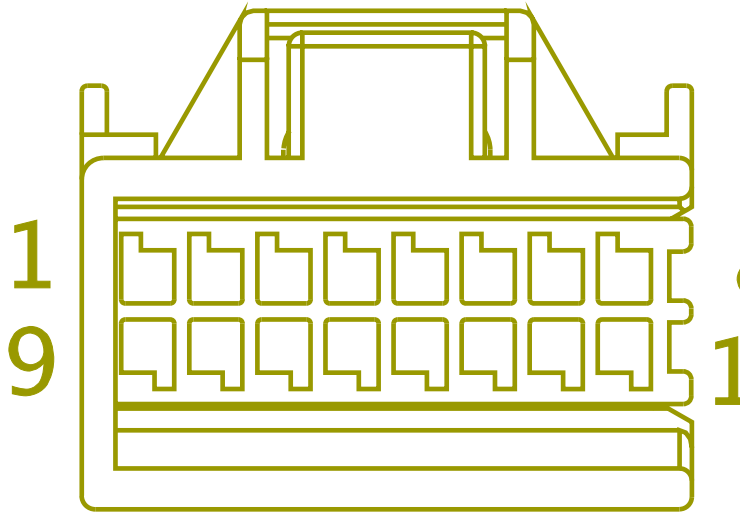

Name	Terminal Part Number	V-Min	Name	Wire Part Number	Wire CSA	Wire Spec	Wire Material description	Wire Color Description	Wire Length	End2 Terminal Part Number	End2 Pin Name	End2 Connect or
4	-	-	WIRE480680	-	0.0	-	-	-	0.0	-	PIN1	-
5	-	-	WIRE480681	-	0.0	-	-	-	0.0	-	PIN1	-

Connector Name	1979_BENDIX
Part Number	3831401C1
Instances	Fusion Private J1939:Fusion Private J1939 Powertrain J1939 (500Kbps) Eaton Ultrashift+ Transmission X15:Powertrain J1939 (500kbps) Eaton Ultrashift+ X15 Powertrain J1939 (500Kbps) Endurant Transmission X15:Powertrain J1939 (500kbps) Endurant Transmission X15 Powertrain J1939 (500Kbps) Manual Transmission X15:Powertrain Standard J1939 (500kbps) Manual Transmission X15 Powertrain J1939 (500Kbps) TC10 Transmission X15:Powertrain J1939 (500kbps) TC10 Transmission X15
Mates	MODU-BENDIX_FUSION_SAFETY_ DIRECT-3020-02-01A



Name	Terminal Part Number	V-Min	Name	Wire Part Number	Wire CSA	Wire Spec	Wire Material description	Wire Color Description	Wire Length	End2 Terminal Part Number	End2 Pin Name	End2 Connect or
5	-	-	WIRE223920	-	0.0	-	-	-	0.0	-	X	-
6	-	-	WIRE223922	-	0.0	-	-	-	0.0	-	X	-
12	-	-	WIRE234458	-	0.0	-	-	-	0.0	-	X	-
13	-	-	WIRE234459	-	0.0	-	-	-	0.0	-	PIN1	-

Connector Name	1979_BENDIX
Part Number	3831401C1
Instances	Powertrain J1939 (500Kbps) A26:Powertrain Standard J1939 (500Kbps) 2021 A26 Engine



Name	Terminal Part Number	V-Min	Name	Wire Part Number	Wire CSA	Wire Spec	Wire Material description	Wire Color Description	Wire Length	End2 Terminal Part Number	End2 Pin Name	End2 Connect or
5	-	-	WIRE480668	-	0.0	-	-	-	0.0	-	PIN1	-
6	-	-	WIRE480671	-	0.0	-	-	-	0.0	-	PIN1	-

Connector Name	1979_WABCO
Part Number	3710061C1
Instances	Powertrain J1939 (500Kbps) A26:Powertrain Standard J1939 (500Kbps) 2021 A26 Engine Powertrain J1939 (500Kbps) Eaton Ultrashift+ Transmission X15:Powertrain J1939 (500kbps) Eaton Ultrashift+ X15 Powertrain J1939 (500Kbps) Endurant Transmission X15:Powertrain J1939 (500kbps) Endurant Transmission X15 Powertrain J1939 (500Kbps) Manual Transmission X15:Powertrain Standard J1939 (500kbps) Manual Transmission X15 Powertrain J1939 (500Kbps) TC10 Transmission X15:Powertrain J1939 (500kbps) TC10 Transmission X15

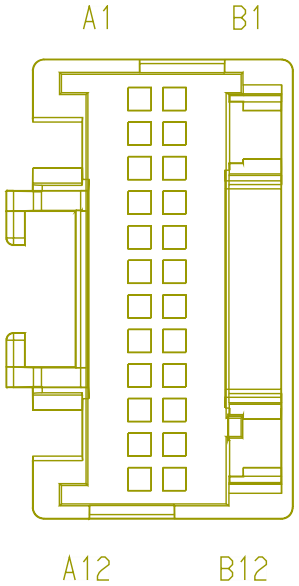

Name	Terminal Part Number	V-Min	Name	Wire Part Number	Wire CSA	Wire Spec	Wire Material description	Wire Color Description	Wire Length	End2 Terminal Part Number	End2 Pin Name	End2 Connector
A12	-	-	WIRE233701	-	0.0	-	-	-	0.0	-	X	-
A12	-	-	WIRE480678	-	0.0	-	-	-	0.0	-	PIN1	-
B12	-	-	WIRE233702	-	0.0	-	-	-	0.0	-	X	-
B12	-	-	WIRE480679	-	0.0	-	-	-	0.0	-	PIN1	-

Connector Name	1979_1
Part Number	3710061C1
Instances	Cab J1939 (250Kbps):Cab J1939 (250Kbps)
Mates	MODU-ECU_Lane_Departure_Wa bco-3020-01-01A

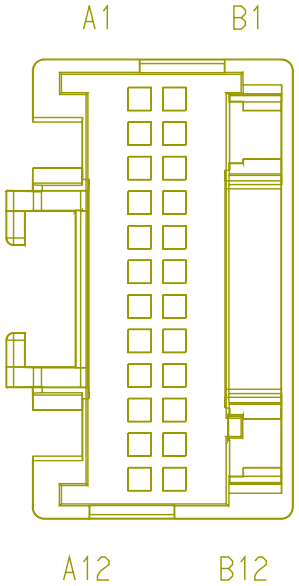

Name	Terminal Part Number	V-Min	Name	Wire Part Number	Wire CSA	Wire Spec	Wire Material description	Wire Color Description	Wire Length	End2 Terminal Part Number	End2 Pin Name	End2 Connect or
A12	-	-	WIRE223979	-	0.0	-	-	-	0.0	-	X	-
B12	-	-	WIRE223976	-	0.0	-	-	-	0.0	-	X	-

Connector Name	1979_2
Part Number	3710061C1
Instances	Cab J1939 (250Kbps):Cab J1939 (250Kbps)
Mates	MODU-ECU_Lane_Departure_Be ndix_AutoVue-3020-01-02A

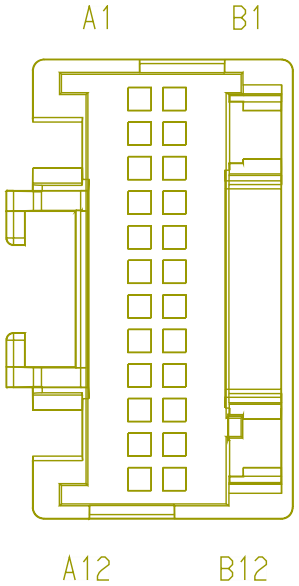

Name	Terminal Part Number	V-Min	Name	Wire Part Number	Wire CSA	Wire Spec	Wire Material description	Wire Color Description	Wire Length	End2 Terminal Part Number	End2 Pin Name	End2 Connector
A12	-	-	WIRE223978	-	0.0	-	-	-	0.0	-	X	-
B12	-	-	WIRE223977	-	0.0	-	-	-	0.0	-	X	-

Connector Name	1982
Part Number	1689499C1
Instances	Powertrain J1939 (500Kbps) A26:Powertrain Standard J1939 (500Kbps) 2021 A26 Engine
Mates	DEV213922

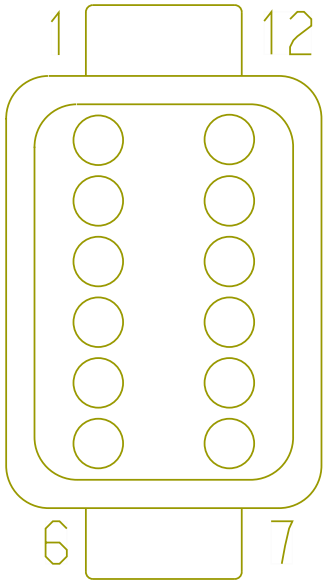

Name	Terminal Part Number	V-Min	Name	Wire Part Number	Wire CSA	Wire Spec	Wire Material description	Wire Color Description	Wire Length	End2 Terminal Part Number	End2 Pin Name	End2 Connect or
3	-	-	WIRE223796	-	0.0	-	-	-	0.0	-	PIN1	-
4	-	-	WIRE223797	-	0.0	-	-	-	0.0	-	PIN1	-

Connector Name	1982
Part Number	1689499C1
Instances	Powertrain J1939 (500Kbps) A26:Powertrain Standard J1939 (500Kbps) 2021 A26 Engine
Mates	DEV213925

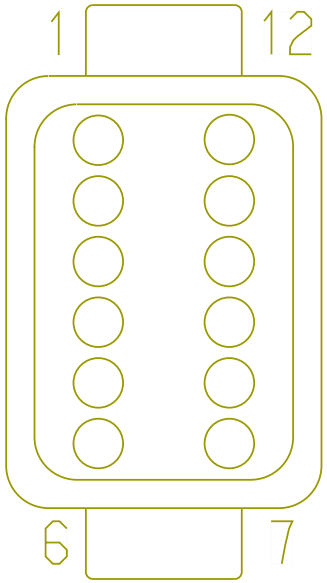

Name	Terminal Part Number	V-Min	Name	Wire Part Number	Wire CSA	Wire Spec	Wire Material description	Wire Color Description	Wire Length	End2 Terminal Part Number	End2 Pin Name	End2 Connect or
1	-	-	WIRE482207	-	0.0	-	-	-	0.0	-	PIN1	-
2	-	-	WIRE482208	-	0.0	-	-	-	0.0	-	PIN1	-

Connector Name	2000F
Part Number	3544687C1
Instances	Powertrain J1939 (500Kbps) A26:Powertrain Standard J1939 (500Kbps) 2021 A26 Engine
Mates	2000



Name	Terminal Part Number	V-Min	Name	Wire Part Number	Wire CSA	Wire Spec	Wire Material description	Wire Color Description	Wire Length	End2 Terminal Part Number	End2 Pin Name	End2 Connect or
9	-	-	WIRE480658	-	0.0	-	-	-	0.0	-	X	-
10	-	-	WIRE480657	-	0.0	-	-	-	0.0	-	X	-

Connector Name	2000F
Part Number	3544687C1
Instances	Powertrain J1939 (500Kbps) Eaton Ultrashift+ Transmission X15:Powertrain J1939 (500kbps) Eaton Ultrashift+ X15 Powertrain J1939 (500Kbps) Endurant Transmission X15:Powertrain J1939 (500kbps) Endurant Transmission X15 Powertrain J1939 (500Kbps) Manual Transmission X15:Powertrain Standard J1939 (500kbps) Manual Transmission X15 Powertrain J1939 (500Kbps) TC10 Transmission X15:Powertrain J1939 (500kbps) TC10 Transmission X15
Mates	2000



Name	Terminal Part Number	V-Min	Name	Wire Part Number	Wire CSA	Wire Spec	Wire Material description	Wire Color Description	Wire Length	End2 Terminal Part Number	End2 Pin Name	End2 Connect or
9	-	-	WIRE223916	-	0.0	-	-	-	0.0	-	X	-
10	-	-	WIRE223919	-	0.0	-	-	-	0.0	-	X	-

Connector Name	2000F
Part Number	3544687C1
Short Description	ROOF/IP CONNECTOR
Instances	LoneStar - X15 - Adaptive Cruise Control (Bendix - Fusion W/O DIU & N/ Safety Direct & Tweeters):Diagram1 LoneStar - X15 - Adaptive Cruise Control (Bendix - Fusion W/O DIU & W/ Safety Direct & W/ Tweeters):Diagram1 LT/RH - X15/A26 - Adaptive Cruise Control (Bendix - Fusion W/O DIU & N/ Safety Direct & Tweeters):Diagram1 LT/RH - X15/A26 - Adaptive Cruise Control (Bendix - Fusion W/O DIU & W/ Safety Direct & W/ Tweeters):Diagram1 LT/RH - X15/A26 - Lane Departure Warning - (Wabco OnLane 2.0 w/ tweeter):Diagram1 LT/RH/LoneStar - X15/A26 - Antenna (Film Antenna Sleeper Cab OTAPM and Radio):Diagram1 LT/RH/LoneStar - X15/A26 - Antenna (Shark Fin Day Cab OTAPM and Radio):Diagram1 LT/RH/LoneStar - X15/A26 - Cab Dome Light (Day Cab):Diagram1 LT/RH/LoneStar - X15/A26 - Cab Dome Light - (Sleeper Cab):Diagram1 LT/RH/LoneStar - X15/A26 - CB Radio Power Only:Diagram1 LT/RH/LoneStar - X15/A26 - Cigar Lighter Aux APO Overhead APO:Diagram1 LT/RH/LoneStar - X15/A26 - Cigar Lighter Aux APO Overhead APO:Diagram2 LT/RH/LoneStar - X15/A26 - Cigar Lighter Aux APO Rear Std APO Rear APO w/Cover 12V Panel Overhead APO:Diagram1 LT/RH/LoneStar - X15/A26 - Cigar Lighter Aux APO Rear Std APO Rear APO w/Cover 12V Panel Overhead APO:Diagram2 LT/RH/LoneStar - X15/A26 - Cigar Lighter Aux APO Rear Std APO Rear APO w/Cover 12V Panel Overhead APO:Diagram3 LT/RH/LoneStar - X15/A26 - Cigar Lighter Aux APO Rear Std APO Rear APO w/Cover 12V Panel Overhead APO:Diagram4 LT/RH/LoneStar - X15/A26 - Cigar Lighter Aux APO Rear Std APO Rear APO w/Cover 12V Panel Upr Bnk APO Rear Overhead APO:Diagram1-Combination1 LT/RH/LoneStar - X15/A26 - Cigar Lighter Aux APO Rear Std APO Rear APO w/Cover 12V Panel Upr Bnk APO Rear Overhead APO:Diagram1-Combination2 LT/RH/LoneStar - X15/A26 - Cigar Lighter Aux APO Rear Std APO Rear APO w/Cover 12V Panel Upr Bnk APO Rear Overhead APO:Diagram1-Combination3



LT/RH/LoneStar - X15/A26 - Cigar Lighter Aux APO Rear Std APO Rear APO w/Cover 12V Panel Upr Bnk APO Rear Overhead APO:Diagram1-Combination4
LT/RH/LoneStar - X15/A26 - Cigar Lighter Overhead APO:Diagram1
LT/RH/LoneStar - X15/A26 - Cigar Lighter Rear Std APO Rear APO W/Cover 12V Panel Overhead APO:Diagram1
LT/RH/LoneStar - X15/A26 - Cigar Lighter Rear Std APO Rear APO W/Cover 12V Panel Overhead APO:Diagram2
LT/RH/LoneStar - X15/A26 - Cigar Lighter Rear Std APO Rear APO w/Cover 12V Panel Upr Bnk APO Rear Overhead APO:Diagram1
LT/RH/LoneStar - X15/A26 - Cigar Lighter Rear Std APO Rear APO w/Cover 12V Panel Upr Bnk APO Rear Overhead APO:Diagram2
LT/RH/LoneStar - X15/A26 - Clearance and Identification Lights (W/ Sunshade):Diagram1
LT/RH/LoneStar - X15/A26 - Interior Task Lights (Map Light-Separate map light from cab dome) - Sleeper Cab:Diagram1
LT/RH/LoneStar - X15/A26 - Interior Task Lights (Map) (Cab Dome / Map Combo) - DayCab:Diagram1
LT/RH/LoneStar - X15/A26 - Navistar Telematics Module - Wiring:Diagram1
LT/RH/LoneStar - X15/A26 - Standard APO Aux APO Overhead APO:Diagram1
LT/RH/LoneStar - X15/A26 - Standard APO Aux APO Overhead APO:Diagram2
LT/RH/LoneStar - X15/A26 - Standard APO Overhead APO:Diagram1
LT/RH/LoneStar - X15/A26 - Std APO Aux APO Rear Std APO Rear APO W/Cover 12V Panel Overhead APO:Diagram1
LT/RH/LoneStar - X15/A26 - Std APO Aux APO Rear Std APO Rear APO W/Cover 12V Panel Overhead APO:Diagram2
LT/RH/LoneStar - X15/A26 - Std APO Aux APO Rear Std APO Rear APO W/Cover 12V Panel Overhead APO:Diagram3
LT/RH/LoneStar - X15/A26 - Std APO Aux APO Rear Std APO Rear APO W/Cover 12V Panel Overhead APO:Diagram4
LT/RH/LoneStar - X15/A26 - Std APO Aux APO Rear Std APO Rear APO w/Cover 12V Panel Upr Bnk APO Rear Overhead APO:Diagram1
LT/RH/LoneStar - X15/A26 - Std APO Aux APO Rear Std APO Rear APO w/Cover 12V Panel Upr Bnk APO Rear Overhead APO:Diagram2

LT/RH/LoneStar - X15/A26 - Std APO Aux APO Rear Std APO Rear APO w/Cover 12V Panel Upr Bnk APO Rear Overhead APO:Diagram3
LT/RH/LoneStar - X15/A26 - Std APO Aux APO Rear Std APO Rear APO w/Cover 12V Panel Upr Bnk APO Rear Overhead APO:Diagram4
LT/RH/LoneStar - X15/A26 - Std APO Rear Std APO Rear APO W/Cover 12V Panel Rear Overhead APO:Diagram1
LT/RH/LoneStar - X15/A26 - Std APO Rear Std APO Rear APO W/Cover 12V Panel Rear Overhead APO:Diagram2
LT/RH/LoneStar - X15/A26 - Std APO Rear Std APO Rear APO w/Cover 12V Panel Upr Bnk APO Rear Overhead APO:Diagram1
LT/RH/LoneStar - X15/A26 - Std APO Rear Std APO Rear APO w/Cover 12V Panel Upr Bnk APO Rear Overhead APO:Diagram2

Mates 2000

Name	Terminal Part Number	V-Min	Name	Wire Part Number	Wire CSA	Wire Spec	Wire Material description	Wire Color Description	Wire Length	End2 Terminal Part Number	End2 Pin Name	End2 Connect or
1	-	-	D58T	2643672 R1	0.79	18.0	Std. Wall XLPE Primary Cable	BROWN	1380.0	-	X	-
2	-	-	D86F	2643678 R1	1.16	16.0	Std. Wall XLPE Primary Cable	LIGHT GREEN	0.0	-	A	2303M
3	-	-	D63-GA	2643681 R1	1.16	16.0	Std. Wall XLPE Primary Cable	WHITE	1330.0	-	X	-
4	-	-	D63D	2643720 R1	0.79	18.0	Std. Wall XLPE Primary Cable	DARK BLUE	2120.0	-	C	2500F

Name	Terminal Part Number	V-Min	Name	Wire Part Number	Wire CSA	Wire Spec	Wire Material description	Wire Color Description	Wire Length	End2 Terminal Part Number	End2 Pin Name	End2 Connector
4	-	-	D63D	2643720 R1	0.79	18.0	Std. Wall XLPE Primary Cable	DARK BLUE	2120.0	-	A	2101M
5	-	-	D63E	2643720 R1	0.79	18.0	Std. Wall XLPE Primary Cable	DARK BLUE	0.0	-	D	2500F
5	-	-	D63E	2643720 R1	0.79	18.0	Std. Wall XLPE Primary Cable	DARK BLUE	0.0	-	X	-
6	-	-	AMYELLOWR	3510334 R1	0.53	20.0	Thin Wall XLPE Primary Cable	YELLOW 2	2547.0	-	16	D2M_1979M
6	-	-	YELLOWLR	3510334 R1	0.53	20.0	Thin Wall XLPE Primary Cable	YELLOW 2	2568.0	-	2	D1N-1979
7	-	-	AMGREENL	3510360 R1	1.16	16.0	Thin Wall XLPE Primary Cable	WHITE	2547.0	-	13	D2M_1979M
7	-	-	GREENL	3510298 R1	0.53	20.0	Thin Wall XLPE Primary Cable	LIGHT GREEN	3145.0	-	10	D1N-1979
8	-	-	AMGREENR	3510298 R1	0.53	20.0	Thin Wall XLPE Primary Cable	LIGHT GREEN	2547.0	-	15	D2M_1979M
8	-	-	GREENR	3510298 R1	0.53	20.0	Thin Wall XLPE Primary Cable	LIGHT GREEN	2864.0	-	11	D1N-1979

Connector Name	2000
Part Number	3544688C1
Instances	Powertrain J1939 (500Kbps) A26:Powertrain Standard J1939 (500Kbps) 2021 A26 Engine
Mates	2000F

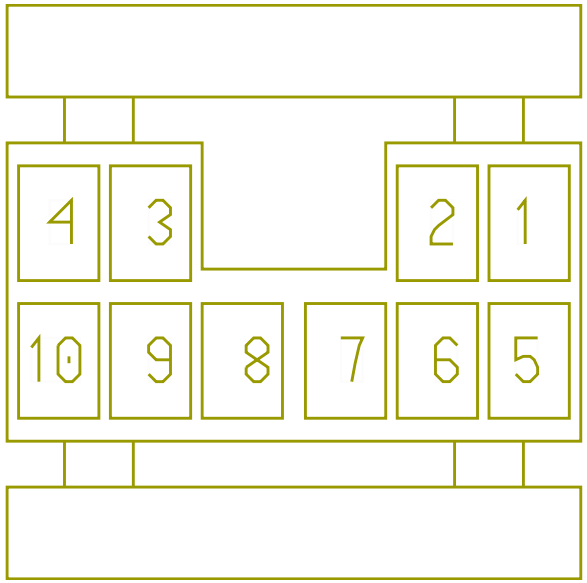

Name	Terminal Part Number	V-Min	Name	Wire Part Number	Wire CSA	Wire Spec	Wire Material description	Wire Color Description	Wire Length	End2 Terminal Part Number	End2 Pin Name	End2 Connect or
9	-	-	WIRE223766	-	0.0	-	-	-	0.0	-	PIN1	-
10	-	-	WIRE223765	-	0.0	-	-	-	0.0	-	PIN1	-

Connector Name	2000
Part Number	3544688C1
Instances	Powertrain J1939 (500Kbps) Eaton Ultrashift+ Transmission X15:Powertrain J1939 (500kbps) Eaton Ultrashift+ X15 Powertrain J1939 (500Kbps) Endurant Transmission X15:Powertrain J1939 (500kbps) Endurant Transmission X15 Powertrain J1939 (500Kbps) Manual Transmission X15:Powertrain Standard J1939 (500kbps) Manual Transmission X15 Powertrain J1939 (500Kbps) TC10 Transmission X15:Powertrain J1939 (500kbps) TC10 Transmission X15
Mates	2000F

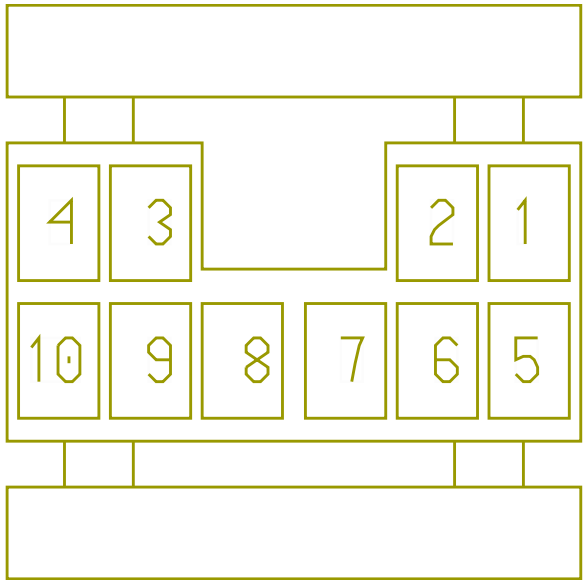

Name	Terminal Part Number	V-Min	Name	Wire Part Number	Wire CSA	Wire Spec	Wire Material description	Wire Color Description	Wire Length	End2 Terminal Part Number	End2 Pin Name	End2 Connect or
9	-	-	WIRE223766	-	0.0	-	-	-	0.0	-	PIN1	-
10	-	-	WIRE223765	-	0.0	-	-	-	0.0	-	PIN1	-

Connector Name	2000
Part Number	3544688C1
Short Description	IP/ROOF CONNECTION
Instances	LoneStar - X15 - Adaptive Cruise Control (Bendix - Fusion W/O DIU & N/ Safety Direct & Tweeters):Diagram1 LoneStar - X15 - Adaptive Cruise Control (Bendix - Fusion W/O DIU & W/ Safety Direct & W/ Tweeters):Diagram1 LT/RH - X15/A26 - Adaptive Cruise Control (Bendix - Fusion W/O DIU & N/ Safety Direct & Tweeters):Diagram1 LT/RH - X15/A26 - Adaptive Cruise Control (Bendix - Fusion W/O DIU & W/ Safety Direct & W/ Tweeters):Diagram1 LT/RH - X15/A26 - Lane Departure Warning - (Wabco OnLane 2.0 w/ tweeter):Diagram1 LT/RH/LoneStar - X15/A26 - Antenna (Film Antenna Sleeper Cab OTAPM and Radio):Diagram1 LT/RH/LoneStar - X15/A26 - Antenna (Shark Fin Day Cab OTAPM and Radio):Diagram1 LT/RH/LoneStar - X15/A26 - Cab Dome Light (Day Cab):Diagram1 LT/RH/LoneStar - X15/A26 - Cab Dome Light - (Sleeper Cab):Diagram1 LT/RH/LoneStar - X15/A26 - CB Radio Power Only:Diagram1 LT/RH/LoneStar - X15/A26 - Cigar Lighter Aux APO Overhead APO:Diagram1 LT/RH/LoneStar - X15/A26 - Cigar Lighter Aux APO Overhead APO:Diagram2 LT/RH/LoneStar - X15/A26 - Cigar Lighter Aux APO Rear Std APO Rear APO w/Cover 12V Panel Overhead APO:Diagram1 LT/RH/LoneStar - X15/A26 - Cigar Lighter Aux APO Rear Std APO Rear APO w/Cover 12V Panel Overhead APO:Diagram2 LT/RH/LoneStar - X15/A26 - Cigar Lighter Aux APO Rear Std APO Rear APO w/Cover 12V Panel Overhead APO:Diagram3 LT/RH/LoneStar - X15/A26 - Cigar Lighter Aux APO Rear Std APO Rear APO w/Cover 12V Panel Overhead APO:Diagram4 LT/RH/LoneStar - X15/A26 - Cigar Lighter Aux APO Rear Std APO Rear APO w/Cover 12V Panel Upr Bnk APO Rear Overhead APO:Diagram1-Combination1 LT/RH/LoneStar - X15/A26 - Cigar Lighter Aux APO Rear Std APO Rear APO w/Cover 12V Panel Upr Bnk APO Rear Overhead APO:Diagram1-Combination2 LT/RH/LoneStar - X15/A26 - Cigar Lighter Aux APO Rear Std APO Rear APO w/Cover 12V Panel Upr Bnk APO Rear Overhead APO:Diagram1-Combination3

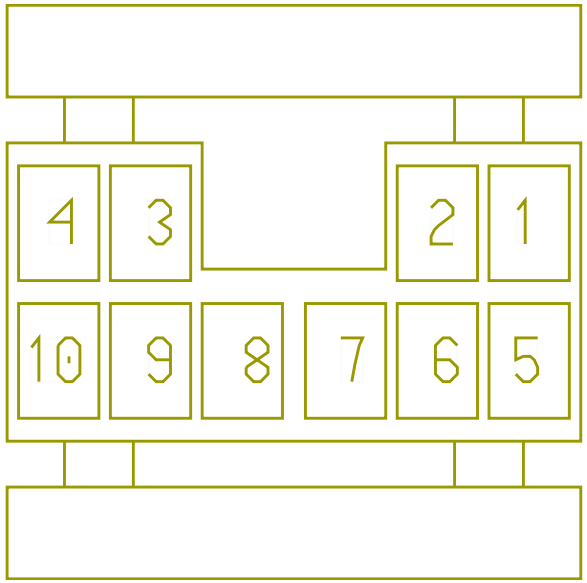

LT/RH/LoneStar - X15/A26 - Cigar Lighter Aux APO Rear Std APO Rear APO w/Cover 12V Panel Upr Bnk APO Rear Overhead APO:Diagram1-Combination4
LT/RH/LoneStar - X15/A26 - Cigar Lighter Overhead APO:Diagram1
LT/RH/LoneStar - X15/A26 - Cigar Lighter Rear Std APO Rear APO W/Cover 12V Panel Overhead APO:Diagram1
LT/RH/LoneStar - X15/A26 - Cigar Lighter Rear Std APO Rear APO W/Cover 12V Panel Overhead APO:Diagram2
LT/RH/LoneStar - X15/A26 - Cigar Lighter Rear Std APO Rear APO w/Cover 12V Panel Upr Bnk APO Rear Overhead APO:Diagram1
LT/RH/LoneStar - X15/A26 - Cigar Lighter Rear Std APO Rear APO w/Cover 12V Panel Upr Bnk APO Rear Overhead APO:Diagram2
LT/RH/LoneStar - X15/A26 - Clearance and Identification Lights (W/ Sunshade):Diagram1
LT/RH/LoneStar - X15/A26 - Interior Task Lights (Map Light-Separate map light from cab dome) - Sleeper Cab:Diagram1
LT/RH/LoneStar - X15/A26 - Interior Task Lights (Map) (Cab Dome / Map Combo) - DayCab:Diagram1
LT/RH/LoneStar - X15/A26 - Navistar Telematics Module - Wiring:Diagram1
LT/RH/LoneStar - X15/A26 - Standard APO Aux APO Overhead APO:Diagram1
LT/RH/LoneStar - X15/A26 - Standard APO Aux APO Overhead APO:Diagram2
LT/RH/LoneStar - X15/A26 - Standard APO Overhead APO:Diagram1
LT/RH/LoneStar - X15/A26 - Std APO Aux APO Rear Std APO Rear APO W/Cover 12V Panel Overhead APO:Diagram1
LT/RH/LoneStar - X15/A26 - Std APO Aux APO Rear Std APO Rear APO W/Cover 12V Panel Overhead APO:Diagram2
LT/RH/LoneStar - X15/A26 - Std APO Aux APO Rear Std APO Rear APO W/Cover 12V Panel Overhead APO:Diagram3
LT/RH/LoneStar - X15/A26 - Std APO Aux APO Rear Std APO Rear APO W/Cover 12V Panel Overhead APO:Diagram4
LT/RH/LoneStar - X15/A26 - Std APO Aux APO Rear Std APO Rear APO w/Cover 12V Panel Upr Bnk APO Rear Overhead APO:Diagram1
LT/RH/LoneStar - X15/A26 - Std APO Aux APO Rear Std APO Rear APO w/Cover 12V Panel Upr Bnk APO Rear Overhead APO:Diagram2

LT/RH/LoneStar - X15/A26 - Std APO Aux APO Rear Std APO Rear APO w/Cover 12V Panel Upr Bnk APO Rear Overhead APO:Diagram3
LT/RH/LoneStar - X15/A26 - Std APO Aux APO Rear Std APO Rear APO w/Cover 12V Panel Upr Bnk APO Rear Overhead APO:Diagram4
LT/RH/LoneStar - X15/A26 - Std APO Rear Std APO Rear APO W/Cover 12V Panel Rear Overhead APO:Diagram1
LT/RH/LoneStar - X15/A26 - Std APO Rear Std APO Rear APO W/Cover 12V Panel Rear Overhead APO:Diagram2
LT/RH/LoneStar - X15/A26 - Std APO Rear Std APO Rear APO w/Cover 12V Panel Upr Bnk APO Rear Overhead APO:Diagram1
LT/RH/LoneStar - X15/A26 - Std APO Rear Std APO Rear APO w/Cover 12V Panel Upr Bnk APO Rear Overhead APO:Diagram2

Mates 2000F

Name	Terminal Part Number	V-Min	Name	Wire Part Number	Wire CSA	Wire Spec	Wire Material description	Wire Color Description	Wire Length	End2 Terminal Part Number	End2 Pin Name	End2 Connect or
1	-	-	AA58TB	3510305 R1	0.79	18.0	Thin Wall XLPE Primary Cable	BROWN	1275.0	-	-	-
2	-	-	MR86F	3510299 R1	0.79	18.0	Thin Wall XLPE Primary Cable	LIGHT GREEN	1965.0	-	-	-
3	-	-	AA63-GA	3510360 R1	1.16	16.0	Thin Wall XLPE Primary Cable	WHITE	755.0	-	-	-
4	-	-	AA63D	3510353 R1	0.79	18.0	Thin Wall XLPE Primary Cable	DARK BLUE	540.0	-	X	-

Name	Terminal Part Number	V-Min	Name	Wire Part Number	Wire CSA	Wire Spec	Wire Material description	Wire Color Description	Wire Length	End2 Terminal Part Number	End2 Pin Name	End2 Connector
5	-	-	AA63BD	3510311 R1	0.79	18.0	Thin Wall XLPE Primary Cable	GREY	1965.0	-	-	-
6	-	-	AM186YL	3510299 R1	0.79	18.0	Thin Wall XLPE Primary Cable	LIGHT GREEN	1932.0	-	B	A02_1050
6	-	-	LR86YL	3510299 R1	0.79	18.0	Thin Wall XLPE Primary Cable	LIGHT GREEN	505.0	-	X	-
7	-	-	AM186AR	3510299 R1	0.79	18.0	Thin Wall XLPE Primary Cable	LIGHT GREEN	789.0	-	A	A02_1051
7	-	-	LR86AR	3510299 R1	0.79	18.0	Thin Wall XLPE Primary Cable	LIGHT GREEN	865.0	-	A	1051
7	-	-	LR86AR	3510299 R1	0.79	18.0	Thin Wall XLPE Primary Cable	LIGHT GREEN	865.0	-	A	A02-1051
8	-	-	AM186AT	3510299 R1	0.79	18.0	Thin Wall XLPE Primary Cable	LIGHT GREEN	1932.0	-	A	A02_1050
8	-	-	LR86AT	3510299 R1	0.79	18.0	Thin Wall XLPE Primary Cable	LIGHT GREEN	2005.0	-	A	A02-1050

Connector Name	2002M
Part Number	1661259C1
Instances	LT/RH/LoneStar - X15/A26 - Clearance and Identification Lights (W/ Sunshade):Diagram1
Mates	LT-LEFT_CLEAR-1006-01-02A

Name	Terminal Part Number	V-Min	Name	Wire Part Number	Wire CSA	Wire Spec	Wire Material description	Wire Color Description	Wire Length	End2 Terminal Part Number	End2 Pin Name	End2 Connect or
A	-	-	D58Z	2643672 R1	0.79	18.0	Std. Wall XLPE Primary Cable	BROWN	380.0	-	X	-
B	-	-	D58-GD	2643674 R1	0.79	18.0	Std. Wall XLPE Primary Cable	WHITE	330.0	-	X	-

Connector Name	2003M
Part Number	1661259C1
Instances	LT/RH/LoneStar - X15/A26 - Clearance and Identification Lights (W/ Sunshade):Diagram1
Mates	LT-LEFT_ID-1006-01-02A

Name	Terminal Part Number	V-Min	Name	Wire Part Number	Wire CSA	Wire Spec	Wire Material description	Wire Color Description	Wire Length	End2 Terminal Part Number	End2 Pin Name	End2 Connector
A	-	-	D58M	2643672 R1	0.79	18.0	Std. Wall XLPE Primary Cable	BROWN	595.0	-	X	-
B	-	-	D58-GE	2643674 R1	0.79	18.0	Std. Wall XLPE Primary Cable	WHITE	645.0	-	X	-

Connector Name	2004M
Part Number	1661259C1
Instances	LT/RH/LoneStar - X15/A26 - Clearance and Identification Lights (W/ Sunshade):Diagram1
Mates	LT-MID_IDENT-1006-01-02A

Name	Terminal Part Number	V-Min	Name	Wire Part Number	Wire CSA	Wire Spec	Wire Material description	Wire Color Description	Wire Length	End2 Terminal Part Number	End2 Pin Name	End2 Connect or
A	-	-	D58N	2643672 R1	0.79	18.0	Std. Wall XLPE Primary Cable	BROWN	840.0	-	X	-
B	-	-	D58-GF	2643674 R1	0.79	18.0	Std. Wall XLPE Primary Cable	WHITE	890.0	-	X	-

Connector Name	2005M
Part Number	1661259C1
Instances	LT/RH/LoneStar - X15/A26 - Clearance and Identification Lights (W/ Sunshade):Diagram1
Mates	LT-RIGHT_IDENT-1006-01-02A

Name	Terminal Part Number	V-Min	Name	Wire Part Number	Wire CSA	Wire Spec	Wire Material description	Wire Color Description	Wire Length	End2 Terminal Part Number	End2 Pin Name	End2 Connector
A	-	-	D58P	2643672 R1	0.79	18.0	Std. Wall XLPE Primary Cable	BROWN	1075.0	-	X	-
B	-	-	D58-GH	2643674 R1	0.79	18.0	Std. Wall XLPE Primary Cable	WHITE	1125.0	-	X	-

Connector Name	2006M
Part Number	1661259C1
Instances	LT/RH/LoneStar - X15/A26 - Clearance and Identification Lights (W/ Sunshade):Diagram1
Mates	LT-RIGHT_CLEAR-1006-01-02A

Name	Terminal Part Number	V-Min	Name	Wire Part Number	Wire CSA	Wire Spec	Wire Material description	Wire Color Description	Wire Length	End2 Terminal Part Number	End2 Pin Name	End2 Connect or
A	-	-	D58R	2643672 R1	0.79	18.0	Std. Wall XLPE Primary Cable	BROWN	1595.0	-	X	-
B	-	-	D58-GJ	2643672 R1	0.79	18.0	Std. Wall XLPE Primary Cable	BROWN	1645.0	-	X	-

Connector Name	2100M
Part Number	1661198C1
Instances	LT/RH/LoneStar - X15/A26 - Cab Dome Light - (Sleeper Cab):Diagram1
Mates	LT-Cab_Dome_Sleeper-2003-0 2-04A



Name	Terminal Part Number	V-Min	Name	Wire Part Number	Wire CSA	Wire Spec	Wire Material description	Wire Color Description	Wire Length	End2 Terminal Part Number	End2 Pin Name	End2 Connect or
A	-	-	63-GM	-	0.79	18.0	Std. Wall XLPE Primary Cable	WHITE	1700.0	-	B	2101F
B	-	-	63L	-	0.79	18.0	Std. Wall XLPE Primary Cable	ORANGE	1700.0	-	A	2101F
C	-	-	63D	-	0.79	18.0	Std. Wall XLPE Primary Cable	BLUE	1700.0	-	A	2101F

Connector Name	2101F
Part Number	1669973C1
Instances	LT/RH/LoneStar - X15/A26 - Cab Dome Light - (Sleeper Cab):Diagram1
Mates	2101M



Name	Terminal Part Number	V-Min	Name	Wire Part Number	Wire CSA	Wire Spec	Wire Material description	Wire Color Description	Wire Length	End2 Terminal Part Number	End2 Pin Name	End2 Connect or
A	-	-	63D	-	0.79	18.0	Std. Wall XLPE Primary Cable	BLUE	1700.0	-	C	2100M
A	-	-	63L	-	0.79	18.0	Std. Wall XLPE Primary Cable	ORANGE	1700.0	-	B	2100M
B	-	-	63-GM	-	0.79	18.0	Std. Wall XLPE Primary Cable	WHITE	1700.0	-	A	2100M

Connector Name	2101M
Part Number	1669972C1
Short Description	ROOF TO HEADLINER HARNESS CONNECTION
Instances	LT/RH/LoneStar - X15/A26 - Cab Dome Light - (Sleeper Cab):Diagram1
Mates	2101F



Name	Terminal Part Number	V-Min	Name	Wire Part Number	Wire CSA	Wire Spec	Wire Material description	Wire Color Description	Wire Length	End2 Terminal Part Number	End2 Pin Name	End2 Connect or
A	-	-	D63D	2643720 R1	0.79	18.0	Std. Wall XLPE Primary Cable	DARK BLUE	2120.0	-	4	2000F
B	-	-	D63-GM	2643674 R1	0.79	18.0	Std. Wall XLPE Primary Cable	WHITE	790.0	-	X	-

Connector Name	2102M
Part Number	1669972C1
Short Description	MAP LIGHT
Instances	LT/RH/LoneStar - X15/A26 - Interior Task Lights (Map Light-Separate map light from cab dome) - Sleeper Cab:Diagram1
Mates	2103M



Name	Terminal Part Number	V-Min	Name	Wire Part Number	Wire CSA	Wire Spec	Wire Material description	Wire Color Description	Wire Length	End2 Terminal Part Number	End2 Pin Name	End2 Connect or
A	-	-	D63M	2643720 R1	0.79	18.0	Std. Wall XLPE Primary Cable	DARK BLUE	400.0	-	A	D81-210 2F
B	-	-	D63-GE	2643674 R1	0.79	18.0	Std. Wall XLPE Primary Cable	WHITE	400.0	-	B	D81-210 2F

Connector Name	2103M
Part Number	1669972C1
Short Description	MAP/READING LIGHT
Instances	LT/RH/LoneStar - X15/A26 - Interior Task Lights (Map Light-Separate map light from cab dome) - Sleeper Cab:Diagram1
Mates	2102M



Name	Terminal Part Number	V-Min	Name	Wire Part Number	Wire CSA	Wire Spec	Wire Material description	Wire Color Description	Wire Length	End2 Terminal Part Number	End2 Pin Name	End2 Connect or
A	-	-	D63M	2643720 R1	0.79	18.0	Std. Wall XLPE Primary Cable	DARK BLUE	400.0	-	-	-
A	-	-	D63C	2643720 R1	0.79	18.0	Std. Wall XLPE Primary Cable	DARK BLUE	2077.0	-	X	-
B	-	-	D63-GE	2643674 R1	0.79	18.0	Std. Wall XLPE Primary Cable	WHITE	400.0	-	-	-
B	-	-	D63-GF	2643674 R1	0.79	18.0	Std. Wall XLPE Primary Cable	WHITE	762.0	-	X	-

Connector Name 220XF

Part Number 1661260C1

Instances LT/RH - A26 - Work Lights W/ Sw Pack - Customer Supplied W/ RKE W/MAN REV:Diagram2
LT/RH - A26 - Work Lights W/ Sw Pack - Customer Supplied W/ RKE W/MAN REV:Diagram4
LT/RH - A26 - Work Lights W/ Sw Pack - Customer Supplied W/ O RKE W/MAN REV:Diagram2
LT/RH - A26 - Work Lights W/ Sw Pack - Customer Supplied W/ O RKE W/MAN REV:Diagram4
LT/RH - X15/A26 - Work Lights W/ Sw Pack - Customer Supplied:Diagram2
LT/RH/LoneStar - X15 - Work Lights W/ Sw Pack - Customer Supplied W/ RKE W/MAN REV:Diagram2
LT/RH/LoneStar - X15 - Work Lights W/ Sw Pack - Customer Supplied W/O RKE W/MAN REV:Diagram2
LT/RH/LoneStar - X15/A26 - Work Lights W/ Sw Pack - Customer Supplied:Diagram2
LT/RH/LoneStar - X15/A26 - Work Lights W/ Sw Pack - Customer Supplied W/ RKE W/AUTO REV:Diagram2
LT/RH/LoneStar - X15/A26 - Work Lights W/ Sw Pack - Customer Supplied W/O RKE W/AUTO REV:Diagram2



Mates 2201

Name	Terminal Part Number	V-Min	Name	Wire Part Number	Wire CSA	Wire Spec	Wire Material description	Wire Color Description	Wire Length	End2 Terminal Part Number	End2 Pin Name	End2 Connector
A	-	-	65F	3510317 R1	0.79	18.0	Thin Wall XLPE Primary Cable	ORANGE	1500.0	-	A	220XM
A	-	-	65F	3510317 R1	0.79	18.0	Thin Wall XLPE Primary Cable	ORANGE	1500.0	-	-	-
A	-	-	65F	3510317 R1	0.79	18.0	Thin Wall XLPE Primary Cable	ORANGE	1500.0	-	A	220XF

Name	Terminal Part Number	V-Min	Name	Wire Part Number	Wire CSA	Wire Spec	Wire Material description	Wire Color Description	Wire Length	End2 Terminal Part Number	End2 Pin Name	End2 Connect or
B	-	-	65-GF	3510359 R1	0.79	18.0	Thin Wall XLPE Primary Cable	WHITE	1500.0	-	B	220XM
B	-	-	65-GF	3510359 R1	0.79	18.0	Thin Wall XLPE Primary Cable	WHITE	1500.0	-	-	-

Connector Name	220XF
Part Number	1661260C1
Instances	LT/RH - A26 - Work Lights (2 Blunt Cuts Only W/O Relay) W/ Backup W/Manual Trans Day Cab:Diagram2 LT/RH - A26 - Work Lights (2 Blunt Cuts Only W/O Relay) W/ Backup W/Manual Trans Day Cab:Diagram4 LT/RH - A26 - Work Lights W/ Sw Pack - Customer Supplied W/ RKE W/MAN REV:Diagram2 LT/RH - A26 - Work Lights W/ Sw Pack - Customer Supplied W/ RKE W/MAN REV:Diagram4 LT/RH - A26 - Work Lights W/ Sw Pack - Customer Supplied W/ O RKE W/MAN REV:Diagram2 LT/RH - A26 - Work Lights W/ Sw Pack - Customer Supplied W/ O RKE W/MAN REV:Diagram4 LT/RH - X15/A26 - Work Lights W/ Sw Pack - Customer Supplied:Diagram2 LT/RH/LoneStar - X15 - Work Lights (2 Blunt Cuts Only W/O Relay) W/Backup W/Manual Trans:Diagram2 LT/RH/LoneStar - X15 - Work Lights W/ Sw Pack - Customer Supplied W/ RKE W/MAN REV:Diagram2 LT/RH/LoneStar - X15 - Work Lights W/ Sw Pack - Customer Supplied W/O RKE W/MAN REV:Diagram2 LT/RH/LoneStar - X15/A26 - Work Lights (2 Blunt Cuts Only W/ O Relay):Diagram2 LT/RH/LoneStar - X15/A26 - Work Lights (2 Blunt Cuts Only W/O Relay) W/Backup W/Auto Trans (Allison and Endurant):Diagram2 LT/RH/LoneStar - X15/A26 - Work Lights W/ Sw Pack - Customer Supplied:Diagram2 LT/RH/LoneStar - X15/A26 - Work Lights W/ Sw Pack - Customer Supplied W/ RKE W/AUTO REV:Diagram2 LT/RH/LoneStar - X15/A26 - Work Lights W/ Sw Pack - Customer Supplied W/O RKE W/AUTO REV:Diagram2
Mates	2200



Name	Terminal Part Number	V-Min	Name	Wire Part Number	Wire CSA	Wire Spec	Wire Material description	Wire Color Description	Wire Length	End2 Terminal Part Number	End2 Pin Name	End2 Connector
A	-	-	65F	3510317 R1	0.79	18.0	Thin Wall XLPE Primary Cable	ORANGE	1500.0	-	A	5118
A	-	-	65F	3510317 R1	0.79	18.0	Thin Wall XLPE Primary Cable	ORANGE	1500.0	-	-	-
A	-	-	65F	3510317 R1	0.79	18.0	Thin Wall XLPE Primary Cable	ORANGE	1500.0	-	A	220XM
A	-	-	65F	3510317 R1	0.79	18.0	Thin Wall XLPE Primary Cable	ORANGE	1500.0	-	A	220XF
B	-	-	65-GF	3510359 R1	0.79	18.0	Thin Wall XLPE Primary Cable	WHITE	1500.0	-	B	5118
B	-	-	65-GF	3510359 R1	0.79	18.0	Thin Wall XLPE Primary Cable	WHITE	1500.0	-	-	-
B	-	-	65-GF	3510359 R1	0.79	18.0	Thin Wall XLPE Primary Cable	WHITE	1500.0	-	B	220XM

Connector Name	220XM
Part Number	1661259C1
Instances	LT/RH - A26 - Work Lights W/ Sw Pack - Customer Supplied W/ RKE W/MAN REV:Diagram2 LT/RH - A26 - Work Lights W/ Sw Pack - Customer Supplied W/ RKE W/MAN REV:Diagram4 LT/RH - A26 - Work Lights W/ Sw Pack - Customer Supplied W/ O RKE W/MAN REV:Diagram2 LT/RH - A26 - Work Lights W/ Sw Pack - Customer Supplied W/ O RKE W/MAN REV:Diagram4 LT/RH - X15/A26 - Work Lights W/ Sw Pack - Customer Supplied:Diagram2 LT/RH/LoneStar - X15 - Work Lights W/ Sw Pack - Customer Supplied W/ RKE W/MAN REV:Diagram2 LT/RH/LoneStar - X15 - Work Lights W/ Sw Pack - Customer Supplied W/O RKE W/MAN REV:Diagram2 LT/RH/LoneStar - X15/A26 - Work Lights - LED W/ Sw Pack - Customer Supplied - Sleeper:Diagram2 LT/RH/LoneStar - X15/A26 - Work Lights W/ Sw Pack - Customer Supplied:Diagram2 LT/RH/LoneStar - X15/A26 - Work Lights W/ Sw Pack - Customer Supplied W/ RKE W/AUTO REV:Diagram2 LT/RH/LoneStar - X15/A26 - Work Lights W/ Sw Pack - Customer Supplied W/O RKE W/AUTO REV:Diagram2
Mates	5117

Name	Terminal Part Number	V-Min	Name	Wire Part Number	Wire CSA	Wire Spec	Wire Material description	Wire Color Description	Wire Length	End2 Terminal Part Number	End2 Pin Name	End2 Connect or
A	-	-	65F	3510317 R1	0.79	18.0	Thin Wall XLPE Primary Cable	ORANGE	1500.0	-	A	220XF
A	-	-	65F	3510317 R1	0.79	18.0	Thin Wall XLPE Primary Cable	ORANGE	1500.0	-	-	-

Name	Terminal Part Number	V-Min	Name	Wire Part Number	Wire CSA	Wire Spec	Wire Material description	Wire Color Description	Wire Length	End2 Terminal Part Number	End2 Pin Name	End2 Connector
A	-	-	HE65BB	2643682 R1	1.16	16.0	Std. Wall XLPE Primary Cable	ORANGE	150.0	-	X	-
B	-	-	65-GF	3510359 R1	0.79	18.0	Thin Wall XLPE Primary Cable	WHITE	1500.0	-	B	220XF
B	-	-	HE65-GD	2643681 R1	1.16	16.0	Std. Wall XLPE Primary Cable	WHITE	230.0	-	X	-

Connector Name	2200
Part Number	1661259C1
Short Description	CUSTOMER SUPPLIED WORK LIGHT
Instances	LT/RH - A26 - Work Lights (2 Blunt Cuts Only W/O Relay) W/ Backup W/Manual Trans Day Cab:Diagram2 LT/RH - A26 - Work Lights (2 Blunt Cuts Only W/O Relay) W/ Backup W/Manual Trans Day Cab:Diagram4 LT/RH - A26 - Work Lights W/ Sw Pack - Customer Supplied W/ RKE W/MAN REV:Diagram2 LT/RH - A26 - Work Lights W/ Sw Pack - Customer Supplied W/ RKE W/MAN REV:Diagram4 LT/RH - A26 - Work Lights W/ Sw Pack - Customer Supplied W/ O RKE W/MAN REV:Diagram2 LT/RH - A26 - Work Lights W/ Sw Pack - Customer Supplied W/ O RKE W/MAN REV:Diagram4 LT/RH - X15/A26 - Work Lights W/ Sw Pack - Customer Supplied:Diagram2 LT/RH/LoneStar - X15 - Work Lights (2 Blunt Cuts Only W/O Relay) W/Backup W/Manual Trans:Diagram2 LT/RH/LoneStar - X15 - Work Lights W/ Sw Pack - Customer Supplied W/ RKE W/MAN REV:Diagram2 LT/RH/LoneStar - X15 - Work Lights W/ Sw Pack - Customer Supplied W/O RKE W/MAN REV:Diagram2 LT/RH/LoneStar - X15/A26 - Work Lights (2 Blunt Cuts Only W/ O Relay):Diagram2 LT/RH/LoneStar - X15/A26 - Work Lights (2 Blunt Cuts Only W/O Relay) W/Backup W/Auto Trans (Allison and Endurant):Diagram2 LT/RH/LoneStar - X15/A26 - Work Lights W/ Sw Pack - Customer Supplied:Diagram2 LT/RH/LoneStar - X15/A26 - Work Lights W/ Sw Pack - Customer Supplied W/ RKE W/AUTO REV:Diagram2 LT/RH/LoneStar - X15/A26 - Work Lights W/ Sw Pack - Customer Supplied W/O RKE W/AUTO REV:Diagram2
Mates	220XF

Name	Terminal Part Number	V-Min	Name	Wire Part Number	Wire CSA	Wire Spec	Wire Material description	Wire Color Description	Wire Length	End2 Terminal Part Number	End2 Pin Name	End2 Connector
A	-	-	BX65AC	3510317 R1	0.79	18.0	Thin Wall XLPE Primary Cable	ORANGE	3710.0	-	X	-
A	-	-	BX65AB	3510317 R1	0.79	18.0	Thin Wall XLPE Primary Cable	ORANGE	1980.0	-	X	-
B	-	-	BX65-GFB	3510359 R1	0.79	18.0	Thin Wall XLPE Primary Cable	WHITE	3395.0	-	-	-
B	-	-	BX65-GFA	3510359 R1	0.79	18.0	Thin Wall XLPE Primary Cable	WHITE	2715.0	-	-	-

Connector Name	2201
Part Number	1661259C1
Short Description	CUSTOMER SUPPLIED WORK LIGHT
Instances	LT/RH - A26 - Work Lights W/ Sw Pack - Customer Supplied W/ RKE W/MAN REV:Diagram2 LT/RH - A26 - Work Lights W/ Sw Pack - Customer Supplied W/ RKE W/MAN REV:Diagram4 LT/RH - A26 - Work Lights W/ Sw Pack - Customer Supplied W/ O RKE W/MAN REV:Diagram2 LT/RH - A26 - Work Lights W/ Sw Pack - Customer Supplied W/ O RKE W/MAN REV:Diagram4 LT/RH - X15/A26 - Work Lights W/ Sw Pack - Customer Supplied:Diagram2 LT/RH/LoneStar - X15 - Work Lights W/ Sw Pack - Customer Supplied W/ RKE W/MAN REV:Diagram2 LT/RH/LoneStar - X15 - Work Lights W/ Sw Pack - Customer Supplied W/O RKE W/MAN REV:Diagram2 LT/RH/LoneStar - X15/A26 - Work Lights W/ Sw Pack - Customer Supplied:Diagram2 LT/RH/LoneStar - X15/A26 - Work Lights W/ Sw Pack - Customer Supplied W/ RKE W/AUTO REV:Diagram2 LT/RH/LoneStar - X15/A26 - Work Lights W/ Sw Pack - Customer Supplied W/O RKE W/AUTO REV:Diagram2
Mates	220XF

Name	Terminal Part Number	V-Min	Name	Wire Part Number	Wire CSA	Wire Spec	Wire Material description	Wire Color Description	Wire Length	End2 Terminal Part Number	End2 Pin Name	End2 Connector
A	-	-	BX65AC	3510317 R1	0.79	18.0	Thin Wall XLPE Primary Cable	ORANGE	3710.0	-	X	-
B	-	-	BX65-GFB	3510359 R1	0.79	18.0	Thin Wall XLPE Primary Cable	WHITE	3395.0	-	-	-

Connector Name	2225
Part Number	3834322C1
Instances	Cab J1939 (250Kbps):Cab J1939 (250Kbps)
Mates	MODU-VID-2025-01-01A

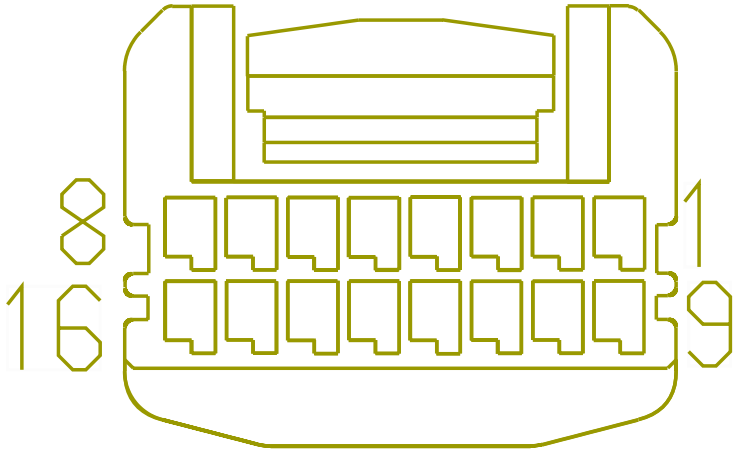

Name	Terminal Part Number	V-Min	Name	Wire Part Number	Wire CSA	Wire Spec	Wire Material description	Wire Color Description	Wire Length	End2 Terminal Part Number	End2 Pin Name	End2 Connect or
8	-	-	WIRE223950	-	0.0	-	-	-	0.0	-	H	1026
16	-	-	WIRE223951	-	0.0	-	-	-	0.0	-	E	1026

Connector Name	23XX
Part Number	3534156C1
Short Description	DOOR SW/SPEAKER JUMPER
Instances	LT/RH LoneStar - X15/A26 - Speakers:Four Speakers N/BT N/ QC:Diagram1-Day Cab LT/RH LoneStar - X15/A26 - Speakers:Four Speakers N/BT W/ QC:Diagram1-Day Cab LT/RH LoneStar - X15/A26 - Speakers:Four Speakers W/BT N/ QC:Diagram1-Day Cab LT/RH LoneStar - X15/A26 - Speakers:Four Speakers W/BT W/ QC:Diagram1-Day Cab LT/RH/LoneStar - X15/A26 - Door Ajar Reminder (Entry/ Exit):Diagram1
Mates	2312

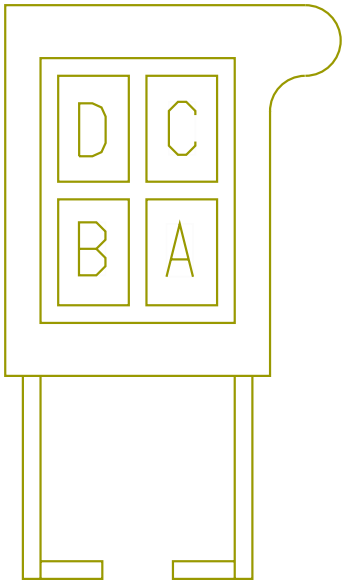

Name	Terminal Part Number	V-Min	Name	Wire Part Number	Wire CSA	Wire Spec	Wire Material description	Wire Color Description	Wire Length	End2 Terminal Part Number	End2 Pin Name	End2 Connect or
A	-	-	63	2643721 R1	1.16	16.0	Std. Wall XLPE Primary Cable	DARK BLUE	1150.0	-	-	-
B	-	-	9	2643680 R1	1.16	16.0	Std. Wall XLPE Primary Cable	GREY	1150.0	-	-	-
C	-	-	86BDA	3510299 R1	0.79	18.0	Thin Wall XLPE Primary Cable	LIGHT GREEN	1050.0	-	-	-
C	-	-	86BDA	3510299 R1	0.79	18.0	Thin Wall XLPE Primary Cable	LIGHT GREEN	1050.0	-	A	W08-2300

Name	Terminal Part Number	V-Min	Name	Wire Part Number	Wire CSA	Wire Spec	Wire Material description	Wire Color Description	Wire Length	End2 Terminal Part Number	End2 Pin Name	End2 Connect or
D	-	-	86CEA	3510299 R1	0.79	18.0	Thin Wall XLPE Primary Cable	LIGHT GREEN	1050.0	-	B	W08-2300
D	-	-	86CEA	3510299 R1	0.79	18.0	Thin Wall XLPE Primary Cable	LIGHT GREEN	1050.0	-	-	-

Connector Name	23XX
Part Number	3534156C1
Short Description	DOOR SW/SPEAKER JUMPER
Instances	LT/RH LoneStar - X15/A26 - Speakers:Four Speakers N/BT N/ QC:Diagram1-Day Cab LT/RH LoneStar - X15/A26 - Speakers:Four Speakers N/BT W/ QC:Diagram1-Day Cab LT/RH LoneStar - X15/A26 - Speakers:Four Speakers W/BT N/ QC:Diagram1-Day Cab LT/RH LoneStar - X15/A26 - Speakers:Four Speakers W/BT W/ QC:Diagram1-Day Cab LT/RH/LoneStar - X15/A26 - Door Ajar Reminder (Entry/ Exit):Diagram1
Mates	2313

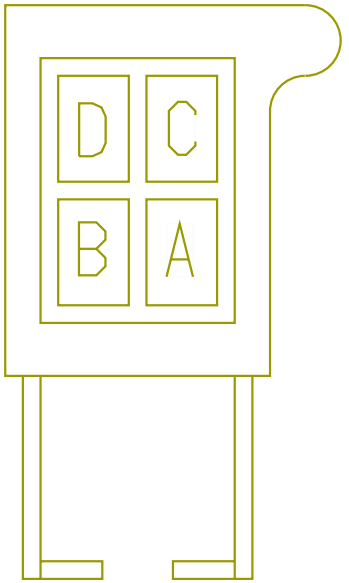

Name	Terminal Part Number	V-Min	Name	Wire Part Number	Wire CSA	Wire Spec	Wire Material description	Wire Color Description	Wire Length	End2 Terminal Part Number	End2 Pin Name	End2 Connect or
A	-	-	63	2643721 R1	1.16	16.0	Std. Wall XLPE Primary Cable	DARK BLUE	1150.0	-	A	W24-3500
B	-	-	9	2643680 R1	1.16	16.0	Std. Wall XLPE Primary Cable	GREY	1150.0	-	A	W24-3501
C	-	-	86BDA	3510299 R1	0.79	18.0	Thin Wall XLPE Primary Cable	LIGHT GREEN	1050.0	-	A	W24-2300
C	-	-	86BDA	3510299 R1	0.79	18.0	Thin Wall XLPE Primary Cable	LIGHT GREEN	1050.0	-	-	-

Name	Terminal Part Number	V-Min	Name	Wire Part Number	Wire CSA	Wire Spec	Wire Material description	Wire Color Description	Wire Length	End2 Terminal Part Number	End2 Pin Name	End2 Connect or
D	-	-	86CEA	3510299 R1	0.79	18.0	Thin Wall XLPE Primary Cable	LIGHT GREEN	1050.0	-	-	-
D	-	-	86CEA	3510299 R1	0.79	18.0	Thin Wall XLPE Primary Cable	LIGHT GREEN	1050.0	-	B	W24-2300

Connector Name	2303F
Part Number	1661196C1
Short Description	CB RADIO POWER
Instances	LT/RH/LoneStar - X15/A26 - CB Radio Power Only:Diagram1
Mates	2303M

Name	Terminal Part Number	V-Min	Name	Wire Part Number	Wire CSA	Wire Spec	Wire Material description	Wire Color Description	Wire Length	End2 Terminal Part Number	End2 Pin Name	End2 Connect or
A	-	-	D86M	2643678 R1	1.16	16.0	Std. Wall XLPE Primary Cable	LIGHT GREEN	160.0	-	A	D48-2310
B	-	-	D86-GG	2643681 R1	1.16	16.0	Std. Wall XLPE Primary Cable	WHITE	160.0	-	A	D48-2311

Connector Name	2303F
Part Number	1661196C1
Short Description	CB CONNECTOR
Instances	LT/RH/LoneStar - X15/A26 - Cigar Lighter Aux APO Overhead APO:Diagram1 LT/RH/LoneStar - X15/A26 - Cigar Lighter Aux APO Overhead APO:Diagram2 LT/RH/LoneStar - X15/A26 - Cigar Lighter Aux APO Rear Std APO Rear APO w/Cover 12V Panel Overhead APO:Diagram1 LT/RH/LoneStar - X15/A26 - Cigar Lighter Aux APO Rear Std APO Rear APO w/Cover 12V Panel Overhead APO:Diagram2 LT/RH/LoneStar - X15/A26 - Cigar Lighter Aux APO Rear Std APO Rear APO w/Cover 12V Panel Overhead APO:Diagram3 LT/RH/LoneStar - X15/A26 - Cigar Lighter Aux APO Rear Std APO Rear APO w/Cover 12V Panel Overhead APO:Diagram4 LT/RH/LoneStar - X15/A26 - Cigar Lighter Aux APO Rear Std APO Rear APO w/Cover 12V Panel Upr Bnk APO Rear Overhead APO:Diagram1-Combination1 LT/RH/LoneStar - X15/A26 - Cigar Lighter Aux APO Rear Std APO Rear APO w/Cover 12V Panel Upr Bnk APO Rear Overhead APO:Diagram1-Combination2 LT/RH/LoneStar - X15/A26 - Cigar Lighter Aux APO Rear Std APO Rear APO w/Cover 12V Panel Upr Bnk APO Rear Overhead APO:Diagram1-Combination3 LT/RH/LoneStar - X15/A26 - Cigar Lighter Aux APO Rear Std APO Rear APO w/Cover 12V Panel Upr Bnk APO Rear Overhead APO:Diagram1-Combination4 LT/RH/LoneStar - X15/A26 - Cigar Lighter Overhead APO:Diagram1 LT/RH/LoneStar - X15/A26 - Cigar Lighter Rear Std APO Rear APO W/Cover 12V Panel Overhead APO:Diagram1 LT/RH/LoneStar - X15/A26 - Cigar Lighter Rear Std APO Rear APO W/Cover 12V Panel Overhead APO:Diagram2 LT/RH/LoneStar - X15/A26 - Cigar Lighter Rear Std APO Rear APO w/Cover 12V Panel Upr Bnk APO Rear Overhead APO:Diagram1 LT/RH/LoneStar - X15/A26 - Cigar Lighter Rear Std APO Rear APO w/Cover 12V Panel Upr Bnk APO Rear Overhead APO:Diagram2 LT/RH/LoneStar - X15/A26 - Standard APO Aux APO Overhead APO:Diagram1 LT/RH/LoneStar - X15/A26 - Standard APO Aux APO Overhead APO:Diagram2

LT/RH/LoneStar - X15/A26 - Standard APO Overhead APO:Diagram1
LT/RH/LoneStar - X15/A26 - Std APO Aux APO Rear Std APO Rear APO W/Cover 12V Panel Overhead APO:Diagram1
LT/RH/LoneStar - X15/A26 - Std APO Aux APO Rear Std APO Rear APO W/Cover 12V Panel Overhead APO:Diagram2
LT/RH/LoneStar - X15/A26 - Std APO Aux APO Rear Std APO Rear APO W/Cover 12V Panel Overhead APO:Diagram3
LT/RH/LoneStar - X15/A26 - Std APO Aux APO Rear Std APO Rear APO W/Cover 12V Panel Overhead APO:Diagram4
LT/RH/LoneStar - X15/A26 - Std APO Aux APO Rear Std APO Rear APO w/Cover 12V Panel Upr Bnk APO Rear Overhead APO:Diagram1
LT/RH/LoneStar - X15/A26 - Std APO Aux APO Rear Std APO Rear APO w/Cover 12V Panel Upr Bnk APO Rear Overhead APO:Diagram2
LT/RH/LoneStar - X15/A26 - Std APO Aux APO Rear Std APO Rear APO w/Cover 12V Panel Upr Bnk APO Rear Overhead APO:Diagram3
LT/RH/LoneStar - X15/A26 - Std APO Aux APO Rear Std APO Rear APO w/Cover 12V Panel Upr Bnk APO Rear Overhead APO:Diagram4
LT/RH/LoneStar - X15/A26 - Std APO Rear Std APO Rear APO W/Cover 12V Panel Rear Overhead APO:Diagram1
LT/RH/LoneStar - X15/A26 - Std APO Rear Std APO Rear APO W/Cover 12V Panel Rear Overhead APO:Diagram2
LT/RH/LoneStar - X15/A26 - Std APO Rear Std APO Rear APO w/Cover 12V Panel Upr Bnk APO Rear Overhead APO:Diagram1
LT/RH/LoneStar - X15/A26 - Std APO Rear Std APO Rear APO w/Cover 12V Panel Upr Bnk APO Rear Overhead APO:Diagram2

Mates 2303M

Name	Terminal Part Number	V-Min	Name	Wire Part Number	Wire CSA	Wire Spec	Wire Material description	Wire Color Description	Wire Length	End2 Terminal Part Number	End2 Pin Name	End2 Connector
A	-	-	1A	2643678 R1	1.16	16.0	Std. Wall XLPE Primary Cable	LIGHT GREEN	90.0	-	X	-

Name	Terminal Part Number	V-Min	Name	Wire Part Number	Wire CSA	Wire Spec	Wire Material description	Wire Color Description	Wire Length	End2 Terminal Part Number	End2 Pin Name	End2 Connect or
B	-	-	1G	2643681 R1	1.16	16.0	Std. Wall XLPE Primary Cable	WHITE	130.0	-	X	-

Connector Name	2303M
Part Number	1661197C1
Short Description	CB RADIO POWER
Instances	LT/RH/LoneStar - X15/A26 - CB Radio Power Only:Diagram1
Mates	2303F

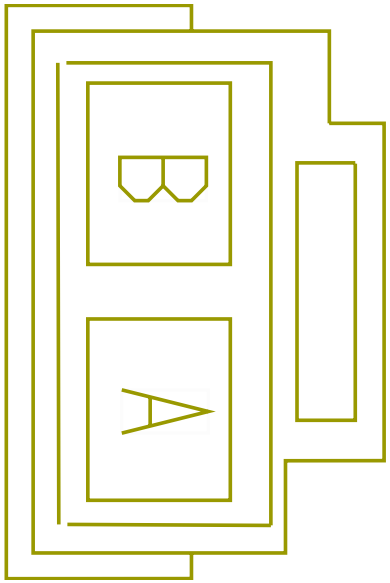

Name	Terminal Part Number	V-Min	Name	Wire Part Number	Wire CSA	Wire Spec	Wire Material description	Wire Color Description	Wire Length	End2 Terminal Part Number	End2 Pin Name	End2 Connect or
A	-	-	D86F	2643678 R1	1.16	16.0	Std. Wall XLPE Primary Cable	LIGHT GREEN	0.0	-	2	2000F
B	-	-	D86-GF	2643681 R1	1.16	16.0	Std. Wall XLPE Primary Cable	WHITE	1200.0	-	X	-

Connector Name	2303M
Part Number	1661197C1
Short Description	CB RADIO POWER
Instances	LT/RH/LoneStar - X15/A26 - Cigar Lighter Aux APO Overhead APO:Diagram1 LT/RH/LoneStar - X15/A26 - Cigar Lighter Aux APO Overhead APO:Diagram2 LT/RH/LoneStar - X15/A26 - Cigar Lighter Aux APO Rear Std APO Rear APO w/Cover 12V Panel Overhead APO:Diagram1 LT/RH/LoneStar - X15/A26 - Cigar Lighter Aux APO Rear Std APO Rear APO w/Cover 12V Panel Overhead APO:Diagram2 LT/RH/LoneStar - X15/A26 - Cigar Lighter Aux APO Rear Std APO Rear APO w/Cover 12V Panel Overhead APO:Diagram3 LT/RH/LoneStar - X15/A26 - Cigar Lighter Aux APO Rear Std APO Rear APO w/Cover 12V Panel Overhead APO:Diagram4 LT/RH/LoneStar - X15/A26 - Cigar Lighter Aux APO Rear Std APO Rear APO w/Cover 12V Panel Upr Bnk APO Rear Overhead APO:Diagram1-Combination1 LT/RH/LoneStar - X15/A26 - Cigar Lighter Aux APO Rear Std APO Rear APO w/Cover 12V Panel Upr Bnk APO Rear Overhead APO:Diagram1-Combination2 LT/RH/LoneStar - X15/A26 - Cigar Lighter Aux APO Rear Std APO Rear APO w/Cover 12V Panel Upr Bnk APO Rear Overhead APO:Diagram1-Combination3 LT/RH/LoneStar - X15/A26 - Cigar Lighter Aux APO Rear Std APO Rear APO w/Cover 12V Panel Upr Bnk APO Rear Overhead APO:Diagram1-Combination4 LT/RH/LoneStar - X15/A26 - Cigar Lighter Overhead APO:Diagram1 LT/RH/LoneStar - X15/A26 - Cigar Lighter Rear Std APO Rear APO W/Cover 12V Panel Overhead APO:Diagram1 LT/RH/LoneStar - X15/A26 - Cigar Lighter Rear Std APO Rear APO W/Cover 12V Panel Overhead APO:Diagram2 LT/RH/LoneStar - X15/A26 - Cigar Lighter Rear Std APO Rear APO w/Cover 12V Panel Upr Bnk APO Rear Overhead APO:Diagram1 LT/RH/LoneStar - X15/A26 - Cigar Lighter Rear Std APO Rear APO w/Cover 12V Panel Upr Bnk APO Rear Overhead APO:Diagram2 LT/RH/LoneStar - X15/A26 - Standard APO Aux APO Overhead APO:Diagram1 LT/RH/LoneStar - X15/A26 - Standard APO Aux APO Overhead APO:Diagram2

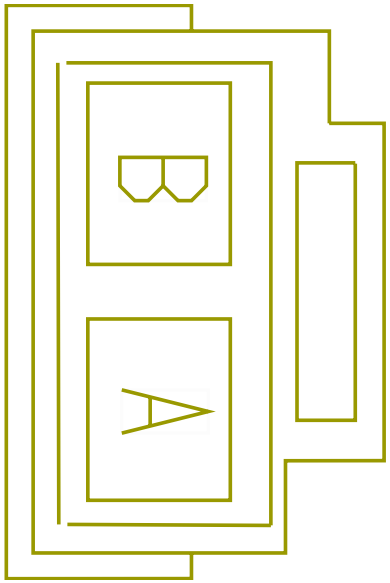

LT/RH/LoneStar - X15/A26 - Standard APO Overhead APO:Diagram1
LT/RH/LoneStar - X15/A26 - Std APO Aux APO Rear Std APO Rear APO W/Cover 12V Panel Overhead APO:Diagram1
LT/RH/LoneStar - X15/A26 - Std APO Aux APO Rear Std APO Rear APO W/Cover 12V Panel Overhead APO:Diagram2
LT/RH/LoneStar - X15/A26 - Std APO Aux APO Rear Std APO Rear APO W/Cover 12V Panel Overhead APO:Diagram3
LT/RH/LoneStar - X15/A26 - Std APO Aux APO Rear Std APO Rear APO W/Cover 12V Panel Overhead APO:Diagram4
LT/RH/LoneStar - X15/A26 - Std APO Aux APO Rear Std APO Rear APO w/Cover 12V Panel Upr Bnk APO Rear Overhead APO:Diagram1
LT/RH/LoneStar - X15/A26 - Std APO Aux APO Rear Std APO Rear APO w/Cover 12V Panel Upr Bnk APO Rear Overhead APO:Diagram2
LT/RH/LoneStar - X15/A26 - Std APO Aux APO Rear Std APO Rear APO w/Cover 12V Panel Upr Bnk APO Rear Overhead APO:Diagram3
LT/RH/LoneStar - X15/A26 - Std APO Aux APO Rear Std APO Rear APO w/Cover 12V Panel Upr Bnk APO Rear Overhead APO:Diagram4
LT/RH/LoneStar - X15/A26 - Std APO Rear Std APO Rear APO W/Cover 12V Panel Rear Overhead APO:Diagram1
LT/RH/LoneStar - X15/A26 - Std APO Rear Std APO Rear APO W/Cover 12V Panel Rear Overhead APO:Diagram2
LT/RH/LoneStar - X15/A26 - Std APO Rear Std APO Rear APO w/Cover 12V Panel Upr Bnk APO Rear Overhead APO:Diagram1
LT/RH/LoneStar - X15/A26 - Std APO Rear Std APO Rear APO w/Cover 12V Panel Upr Bnk APO Rear Overhead APO:Diagram2

Mates 2303F

Name	Terminal Part Number	V-Min	Name	Wire Part Number	Wire CSA	Wire Spec	Wire Material description	Wire Color Description	Wire Length	End2 Terminal Part Number	End2 Pin Name	End2 Connect or
A	-	-	D86F	2643678 R1	1.16	16.0	Std. Wall XLPE Primary Cable	LIGHT GREEN	0.0	-	2	2000F

Name	Terminal Part Number	V-Min	Name	Wire Part Number	Wire CSA	Wire Spec	Wire Material description	Wire Color Description	Wire Length	End2 Terminal Part Number	End2 Pin Name	End2 Connect or
B	-	-	D86-GF	2643681 R1	1.16	16.0	Std. Wall XLPE Primary Cable	WHITE	1200.0	-	X	-

Connector Name	2312
Part Number	3533975C1
Short Description	DOOR SWITCH/SPEAKER JUMPER
Instances	LT/RH LoneStar - X15/A26 - Speakers:Four Speakers N/BT N/ QC:Diagram1-Day Cab LT/RH LoneStar - X15/A26 - Speakers:Four Speakers N/BT W/ QC:Diagram1-Day Cab LT/RH LoneStar - X15/A26 - Speakers:Four Speakers W/BT N/ QC:Diagram1-Day Cab LT/RH LoneStar - X15/A26 - Speakers:Four Speakers W/BT W/ QC:Diagram1-Day Cab LT/RH/LoneStar - X15/A26 - Door Ajar Reminder (Entry/ Exit):Diagram1
Mates	23XX

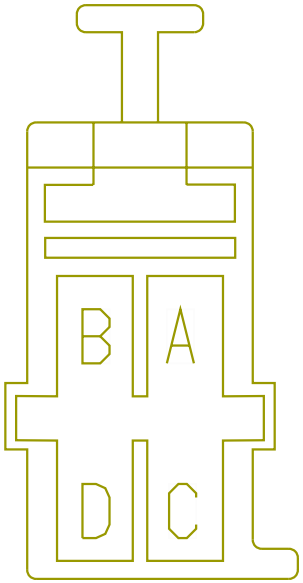

Name	Terminal Part Number	V-Min	Name	Wire Part Number	Wire CSA	Wire Spec	Wire Material description	Wire Color Description	Wire Length	End2 Terminal Part Number	End2 Pin Name	End2 Connector
A	-	-	AA63B	3510354 R1	1.16	16.0	Thin Wall XLPE Primary Cable	DARK BLUE	1055.0	-	X	-
B	-	-	AA9BAA	3510312 R1	1.16	16.0	Thin Wall XLPE Primary Cable	GREY	1085.0	-	X	-
C	-	-	MU86BA	3510299 R1	0.79	18.0	Thin Wall XLPE Primary Cable	LIGHT GREEN	2890.0	-	15	A02-1300
D	-	-	MU86CA	3510299 R1	0.79	18.0	Thin Wall XLPE Primary Cable	LIGHT GREEN	2890.0	-	16	A02-1300

Connector Name	2313
Part Number	3533975C1
Short Description	DOOR SWITCH/SPEAKER JUMPER
Instances	LT/RH LoneStar - X15/A26 - Speakers:Four Speakers N/BT N/ QC:Diagram1-Day Cab LT/RH LoneStar - X15/A26 - Speakers:Four Speakers N/BT W/ QC:Diagram1-Day Cab LT/RH LoneStar - X15/A26 - Speakers:Four Speakers W/BT N/ QC:Diagram1-Day Cab LT/RH LoneStar - X15/A26 - Speakers:Four Speakers W/BT W/ QC:Diagram1-Day Cab LT/RH/LoneStar - X15/A26 - Door Ajar Reminder (Entry/ Exit):Diagram1
Mates	23XX

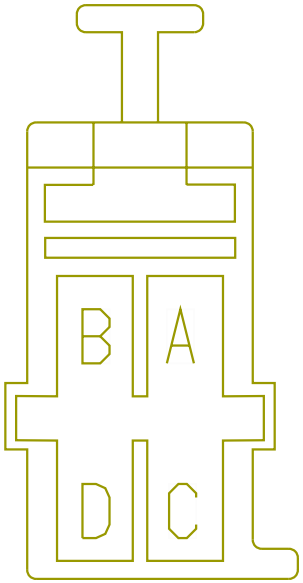

Name	Terminal Part Number	V-Min	Name	Wire Part Number	Wire CSA	Wire Spec	Wire Material description	Wire Color Description	Wire Length	End2 Terminal Part Number	End2 Pin Name	End2 Connector
A	-	-	AA63C	3510354 R1	1.16	16.0	Thin Wall XLPE Primary Cable	DARK BLUE	4225.0	-	X	-
B	-	-	AA9BAB	3510312 R1	1.16	16.0	Thin Wall XLPE Primary Cable	GREY	4195.0	-	X	-
C	-	-	MU86DA	3510299 R1	0.79	18.0	Thin Wall XLPE Primary Cable	LIGHT GREEN	3110.0	-	9	A02-1300
D	-	-	MU86EA	3510299 R1	0.79	18.0	Thin Wall XLPE Primary Cable	LIGHT GREEN	3110.0	-	10	A02-1300

Connector Name	240
Part Number	3709924C1
Instances	Body J1939 (250Kbps) Splice Pack 1024:Body J1939 (250Kbps) Body J1939 (250Kbps) Splice Pack 1025:Body J1939 (250Kbps) Body J1939 (250Kbps) Splice Pack 1029:Body J1939 (250Kbps) Body J1939 (250Kbps) W/ 3 Splice Packs:Body J1939 (250Kbps) LT/RH/LoneStar - X15/A26 - Navistar Telematics Module - Programming:Diagram1
Mates	DEV-ONCOMMAND_LINK_N2-01

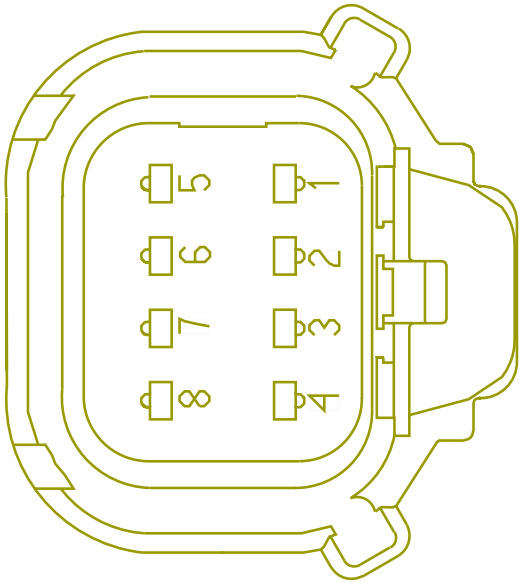

Name	Terminal Part Number	V-Min	Name	Wire Part Number	Wire CSA	Wire Spec	Wire Material description	Wire Color Description	Wire Length	End2 Terminal Part Number	End2 Pin Name	End2 Connector
2	-	-	WIRE233620	-	0.0	-	-	-	0.0	-	PIN1	-
2	-	-	-	-	-	-	-	-	-	-	-	-
6	-	-	WIRE233619	-	0.0	-	-	-	0.0	-	PIN1	-
6	-	-	-	-	-	-	-	-	-	-	-	-

Connector Name	250F
Part Number	4064552C1
Short Description	N2 MODULE/IP CONNECTION
Instances	Body J1939 (250Kbps) Splice Pack 1024:Body J1939 (250Kbps) Body J1939 (250Kbps) Splice Pack 1025:Body J1939 (250Kbps) Body J1939 (250Kbps) Splice Pack 1029:Body J1939 (250Kbps) Body J1939 (250Kbps) W/ 3 Splice Packs:Body J1939 (250Kbps) LT/RH/LoneStar - X15/A26 - Antenna (Film Antenna Sleeper Cab OTAPM and Radio):Diagram1 LT/RH/LoneStar - X15/A26 - Antenna (Shark Fin Day Cab OTAPM and Radio):Diagram1 LT/RH/LoneStar - X15/A26 - Navistar Telematics Module - Wiring:Diagram1
Mates	250M

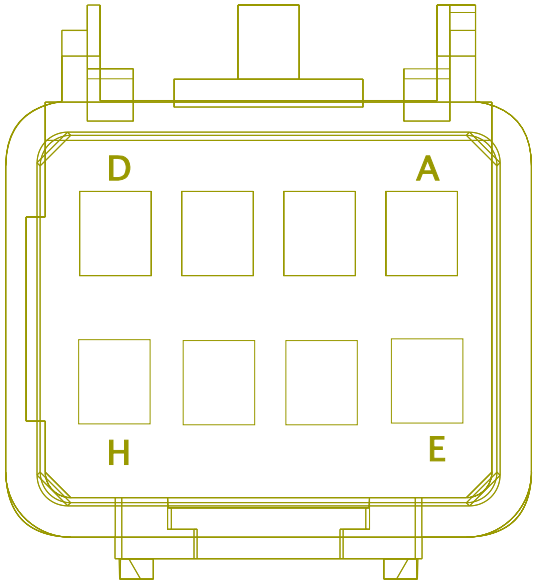

Name	Terminal Part Number	V-Min	Name	Wire Part Number	Wire CSA	Wire Spec	Wire Material description	Wire Color Description	Wire Length	End2 Terminal Part Number	End2 Pin Name	End2 Connector
A	-	-	WIRE233618	-	0.0	-	-	-	0.0	-	PIN1	-
B	-	-	WIRE233615	-	0.0	-	-	-	0.0	-	PIN1	-
C	-	-	D14KBB	3510365 R1	0.79	18.0	Thin Wall XLPE Primary Cable	RED	3847.0	-	5	D2E_240
D	-	-	D86AK	3510341 R1	0.79	18.0	Thin Wall XLPE Primary Cable	LIGHT BLUE	2715.0	-	A	D2E-241
E	-	-	WIRE233617	-	0.0	-	-	-	0.0	-	PIN1	-
F	-	-	WIRE233616	-	0.0	-	-	-	0.0	-	PIN1	-

Connector Name	250M
Part Number	4064551C1
Short Description	IP/ROOF MODULE CONNECTION
Instances	Body J1939 (250Kbps) Splice Pack 1024:Body J1939 (250Kbps) Body J1939 (250Kbps) Splice Pack 1025:Body J1939 (250Kbps) Body J1939 (250Kbps) Splice Pack 1029:Body J1939 (250Kbps) Body J1939 (250Kbps) W/ 3 Splice Packs:Body J1939 (250Kbps) LT/RH/LoneStar - X15/A26 - Antenna (Film Antenna Sleeper Cab OTAPM and Radio):Diagram1 LT/RH/LoneStar - X15/A26 - Antenna (Shark Fin Day Cab OTAPM and Radio):Diagram1 LT/RH/LoneStar - X15/A26 - Navistar Telematics Module - Wiring:Diagram1
Mates	250F

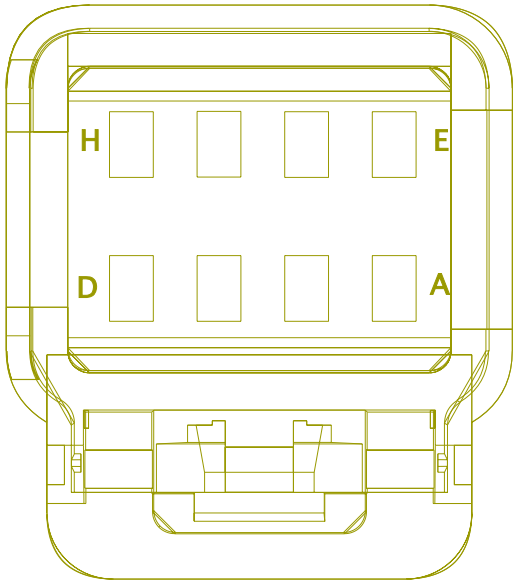

Name	Terminal Part Number	V-Min	Name	Wire Part Number	Wire CSA	Wire Spec	Wire Material description	Wire Color Description	Wire Length	End2 Terminal Part Number	End2 Pin Name	End2 Connector
A	-	-	WIRE489907	-	0.0	-	-	-	0.0	-	62	1700
A	-	-	WIRE489815	-	0.0	-	-	-	0.0	-	F	1029
A	-	-	WIRE233608	-	0.0	-	-	-	0.0	-	PIN1	-
A	-	-	WIRE490107	-	0.0	-	-	-	0.0	-	62	1700
B	-	-	WIRE489906	-	0.0	-	-	-	0.0	-	61	1700
B	-	-	WIRE489814	-	0.0	-	-	-	0.0	-	G	1029
B	-	-	WIRE233607	-	0.0	-	-	-	0.0	-	PIN1	-
B	-	-	WIRE490106	-	0.0	-	-	-	0.0	-	61	1700

Name	Terminal Part Number	V-Min	Name	Wire Part Number	Wire CSA	Wire Spec	Wire Material description	Wire Color Description	Wire Length	End2 Terminal Part Number	End2 Pin Name	End2 Connector
C	-	-	NJ14KBB	3510365 R1	0.79	18.0	Thin Wall XLPE Primary Cable	RED	2780.0	-	-	-
D	-	-	NP86AK	3510299 R1	0.79	18.0	Thin Wall XLPE Primary Cable	LIGHT GREEN	1490.0	-	X	-
E	-	-	WIRE489 908	-	0.0	-	-	-	0.0	-	F	1029
E	-	-	WIRE489 818	-	0.0	-	-	-	0.0	-	A	1025
E	-	-	WIRE233 610	-	0.0	-	-	-	0.0	-	A	1025
E	-	-	WIRE490 113	-	0.0	-	-	-	0.0	-	PIN1	-
F	-	-	WIRE489 909	-	0.0	-	-	-	0.0	-	G	1029
F	-	-	WIRE489 817	-	0.0	-	-	-	0.0	-	M	1025
F	-	-	WIRE233 609	-	0.0	-	-	-	0.0	-	M	1025
F	-	-	WIRE490 112	-	0.0	-	-	-	0.0	-	PIN1	-

Connector Name	2500F
Part Number	3515763C1
Short Description	ROOF/CONSOLE CONNECTION
Instances	LT/RH/LoneStar - X15/A26 - Cab Dome Light (Day Cab):Diagram1 LT/RH/LoneStar - X15/A26 - Interior Task Lights (Map) (Cab Dome / Map Combo) - DayCab:Diagram1
Mates	2500M

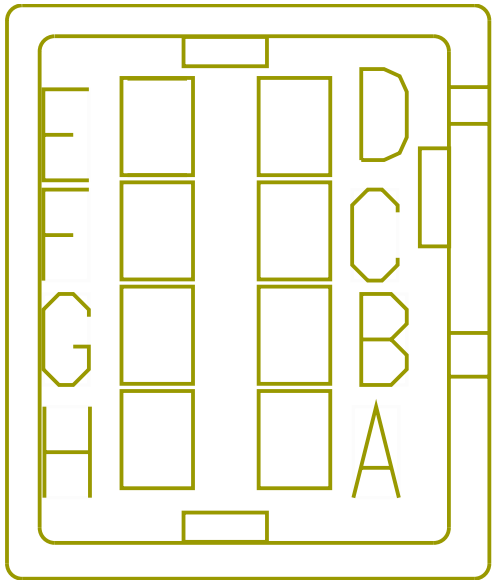

Name	Terminal Part Number	V-Min	Name	Wire Part Number	Wire CSA	Wire Spec	Wire Material description	Wire Color Description	Wire Length	End2 Terminal Part Number	End2 Pin Name	End2 Connector
B	-	-	D63-GL	3510360 R1	1.16	16.0	Thin Wall XLPE Primary Cable	WHITE	397.0	-	X	-
C	-	-	D63D	2643720 R1	0.79	18.0	Std. Wall XLPE Primary Cable	DARK BLUE	2120.0	-	4	2000F
D	-	-	D63E	2643720 R1	0.79	18.0	Std. Wall XLPE Primary Cable	DARK BLUE	0.0	-	5	2000F

Connector Name	2500M
Part Number	3515762C1
Short Description	CONSOLE/ROOF STANDARD
Instances	LT/RH/LoneStar - X15/A26 - Cab Dome Light (Day Cab):Diagram1 LT/RH/LoneStar - X15/A26 - Interior Task Lights (Map) (Cab Dome / Map Combo) - DayCab:Diagram1
Mates	2500F

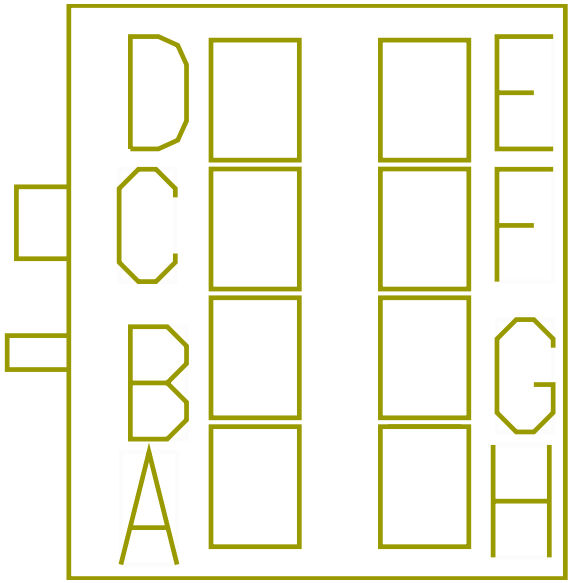

Name	Terminal Part Number	V-Min	Name	Wire Part Number	Wire CSA	Wire Spec	Wire Material description	Wire Color Description	Wire Length	End2 Terminal Part Number	End2 Pin Name	End2 Connector
B	-	-	C63-GL	2643681 R1	1.16	16.0	Std. Wall XLPE Primary Cable	WHITE	170.0	-	X	-
C	-	-	C63D	2643720 R1	0.79	18.0	Std. Wall XLPE Primary Cable	DARK BLUE	1150.0	-	C	D99-2100M
D	-	-	C63E	2643720 R1	0.79	18.0	Std. Wall XLPE Primary Cable	DARK BLUE	1150.0	-	A	D99-2100M

Connector Name	2505M
Part Number	3811181C1
Instances	LT/RH/LoneStar - X15/A26 - Radio (Bluetooth) W/Steering Wheel Pod N/ Remote W/MIC:Diagram1 LT/RH/LoneStar - X15/A26 - Radio(Bluetooth) W/Steering Wheel W/Remote W/MIC:Diagram1
Mates	2505

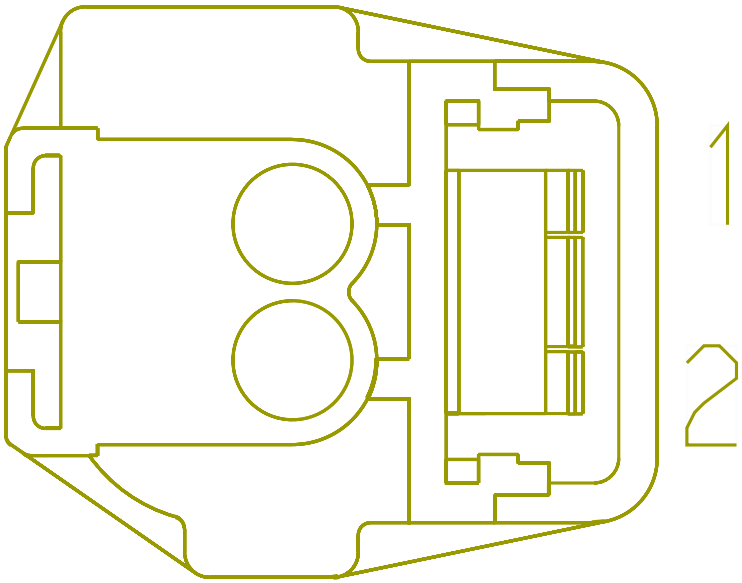

Name	Terminal Part Number	V-Min	Name	Wire Part Number	Wire CSA	Wire Spec	Wire Material description	Wire Color Description	Wire Length	End2 Terminal Part Number	End2 Pin Name	End2 Connect or
1	-	-	86A(-)	3510298 R1	0.53	20.0	Thin Wall XLPE Primary Cable	LIGHT GREEN	1200.0	-	1	100
2	-	-	86A(+)	3510298 R1	0.53	20.0	Thin Wall XLPE Primary Cable	LIGHT GREEN	1200.0	-	2	100

Connector Name	2505
Part Number	3811207C1
Short Description	BLUETOOTH MIC IP/ROOF CONNECTOR
Instances	LT/RH/LoneStar - X15/A26 - Radio (Bluetooth) W/Steering Wheel Pod N/ Remote W/MIC:Diagram1 LT/RH/LoneStar - X15/A26 - Radio(Bluetooth) W/Steering Wheel W/Remote W/MIC:Diagram1
Mates	2505M

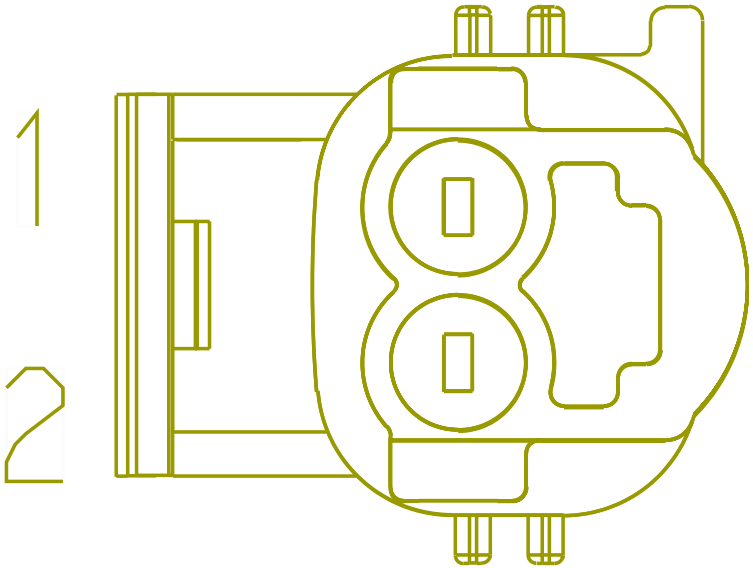

Name	Terminal Part Number	V-Min	Name	Wire Part Number	Wire CSA	Wire Spec	Wire Material description	Wire Color Description	Wire Length	End2 Terminal Part Number	End2 Pin Name	End2 Connect or
1	-	-	YW86A(-)	3510298 R1	0.53	20.0	Thin Wall XLPE Primary Cable	LIGHT GREEN	1425.0	-	16	A02-130 1-MIC
2	-	-	YW86A(+)	3510298 R1	0.53	20.0	Thin Wall XLPE Primary Cable	LIGHT GREEN	1425.0	-	15	A02-130 1-MIC

Connector Name	3000M
Part Number	1661200C1
Short Description	DOOR/IP INTERCONNECT
Instances	Low Speed J1939 (125Kbps):Low Speed J1939 (125Kbps) LT/RH - A26 - Ambient Temperature (Mirror Sensor):Diagram1 LT/RH - X15/A26 - Mirrors (Heat) [Switch Pack Actuated Relay Driven]:Diagram1
Mates	3200F



Name	Terminal Part Number	V-Min	Name	Wire Part Number	Wire CSA	Wire Spec	Wire Material description	Wire Color Description	Wire Length	End2 Terminal Part Number	End2 Pin Name	End2 Connect or
A	-	-	WIRE234475	-	0.0	-	-	-	0.0	-	3	3202M
B	-	-	WIRE234474	-	0.0	-	-	-	0.0	-	2	3202M
B	-	-	E05-EH78A	2643671 R1	0.79	18.0	Std. Wall XLPE Primary Cable	LIGHT GREEN	980.0	-	G	E05-3000
E	-	-	HZ41DJ	3510329 R1	0.79	18.0	Thin Wall XLPE Primary Cable	TAN	2635.0	-	25	1703M
F	-	-	HZ41EJ	3510311 R1	0.79	18.0	Thin Wall XLPE Primary Cable	GREY	2635.0	-	24	1703M

Connector Name	3000M
Part Number	1661200C1
Short Description	DOOR/IP INTERCONNECT
Instances	LT/RH - X15/A26 - Mirrors (Heat) [Switch Pack Actuated Relay Driven]:Diagram1
Mates	3204F



Name	Terminal Part Number	V-Min	Name	Wire Part Number	Wire CSA	Wire Spec	Wire Material description	Wire Color Description	Wire Length	End2 Terminal Part Number	End2 Pin Name	End2 Connect or
B	-	-	F05-EH78A	2643671R1	0.79	18.0	Std. Wall XLPE Primary Cable	LIGHT GREEN	980.0	-	G	F05-3000

Connector Name	3000M
Part Number	1661200C1
Instances	LT/RH/LoneStar - X15/A26 - Mirror Lighting (Turns without Door Pods):Diagram1
Mates	3204F



Name	Terminal Part Number	V-Min	Name	Wire Part Number	Wire CSA	Wire Spec	Wire Material description	Wire Color Description	Wire Length	End2 Terminal Part Number	End2 Pin Name	End2 Connect or
A	-	-	F05-EL56D	2643675R1	0.79	18.0	Std. Wall XLPE Primary Cable	ORANGE	980.0	-	E	F05-3000

Connector Name	3000M
Part Number	1661200C1
Short Description	DOOR/IP INTERCONNECT
Instances	LT/RH/LoneStar - X15/A26 - Mirror Lighting (Turns without Door Pods):Diagram1
Mates	3200F



Name	Terminal Part Number	V-Min	Name	Wire Part Number	Wire CSA	Wire Spec	Wire Material description	Wire Color Description	Wire Length	End2 Terminal Part Number	End2 Pin Name	End2 Connect or
A	-	-	E05-EL56D	2643675R1	0.79	18.0	Std. Wall XLPE Primary Cable	ORANGE	980.0	-	E	E05-3000

Connector Name	3000M
Part Number	1661200C1
Short Description	DOOR/IP INTERCONNECT
Instances	LT/RH/LoneStar - X15/A26 - Mirror Lighting (Turns with Door Pods):Diagram1
Mates	3200F



Name	Terminal Part Number	V-Min	Name	Wire Part Number	Wire CSA	Wire Spec	Wire Material description	Wire Color Description	Wire Length	End2 Terminal Part Number	End2 Pin Name	End2 Connect or
A	-	-	E05-EL56D	2643675R1	0.79	18.0	Std. Wall XLPE Primary Cable	ORANGE	980.0	-	E	E05-3000

Connector Name	3000M
Part Number	1661200C1
Short Description	DOOR/IP INTERCONNECT
Instances	LT/RH/LoneStar - X15/A26 - Mirror Lighting (Turns with Door Pods):Diagram1
Mates	3204F



Name	Terminal Part Number	V-Min	Name	Wire Part Number	Wire CSA	Wire Spec	Wire Material description	Wire Color Description	Wire Length	End2 Terminal Part Number	End2 Pin Name	End2 Connect or
A	-	-	F05-EL56D	2643675R1	0.79	18.0	Std. Wall XLPE Primary Cable	ORANGE	980.0	-	E	F05-3000

Connector Name	3200F
Part Number	1661201C1
Short Description	DOOR IP/INTERCONNECT 1
Instances	Low Speed J1939 (125Kbps):Low Speed J1939 (125Kbps) LT/RH - A26 - Ambient Temperature (Mirror Sensor):Diagram1 LT/RH - X15/A26 - Mirrors (Heat) [Switch Pack Actuated Relay Driven]:Diagram1
Mates	3000M

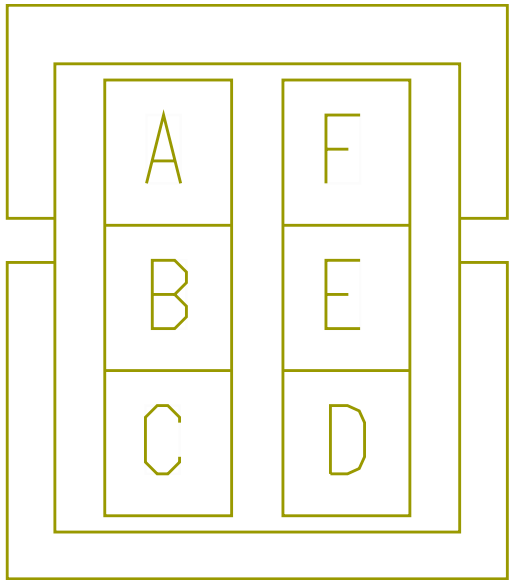

Name	Terminal Part Number	V-Min	Name	Wire Part Number	Wire CSA	Wire Spec	Wire Material description	Wire Color Description	Wire Length	End2 Terminal Part Number	End2 Pin Name	End2 Connector
A	-	-	WIRE234467	-	0.0	-	-	-	0.0	-	PIN1	-
B	-	-	WIRE234466	-	0.0	-	-	-	0.0	-	PIN1	-
B	-	-	DD78A	3510300R1	1.16	16.0	Thin Wall XLPE Primary Cable	LIGHT GREEN	965.0	-	X	-
E	-	-	ET41D	-	0.0	18.0	-	TAN	0.0	-	C	E05-3000
F	-	-	ET41E	-	0.0	18.0	-	TAN	0.0	-	D	E05-3000

Connector Name	3200F
Part Number	1661201C1
Short Description	DOOR/IP INTERCONNECT
Instances	LT/RH/LoneStar - X15/A26 - Power Door Locks:Diagram1 LT/RH/LoneStar - X15/A26 - Remote Keyless Access:Diagram1
Mates	3204M

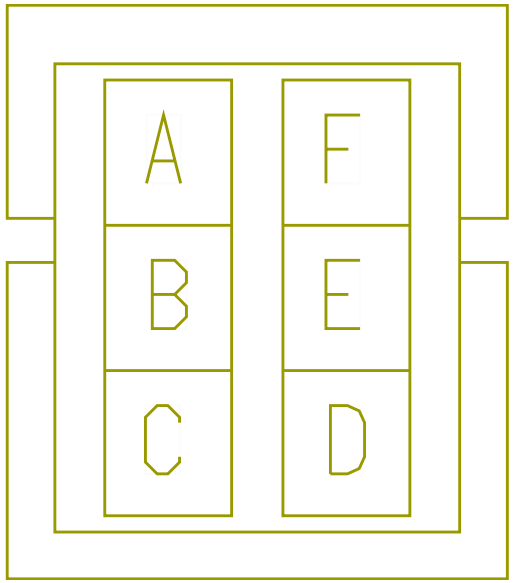

Name	Terminal Part Number	V-Min	Name	Wire Part Number	Wire CSA	Wire Spec	Wire Material description	Wire Color Description	Wire Length	End2 Terminal Part Number	End2 Pin Name	End2 Connect or
C	-	-	F05-EC81B	3510302R1	3.01	12.0	Thin Wall XLPE Primary Cable	LIGHT GREEN	1245.0	-	1	F05-3202M
D	-	-	F05-EC81-GA	3510362R1	3.01	12.0	Thin Wall XLPE Primary Cable	WHITE	1245.0	-	4	F05-3202M

Connector Name	3200F
Part Number	1661201C1
Short Description	DOOR/IP INTERCONNECT
Instances	LT/RH/LoneStar - X15/A26 - Power Door Locks:Diagram1 LT/RH/LoneStar X15 - Ambient Air Temperature Option 1:Diagram1 LT/RH/LoneStar X15 - Ambient Air Temperature Option 2:Diagram1
Mates	3200M

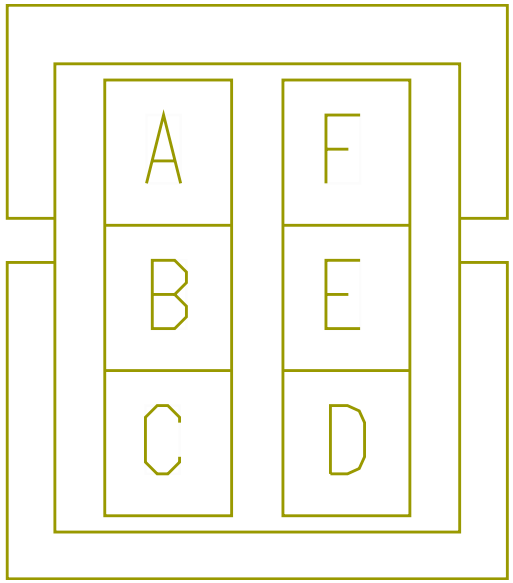

Name	Terminal Part Number	V-Min	Name	Wire Part Number	Wire CSA	Wire Spec	Wire Material description	Wire Color Description	Wire Length	End2 Terminal Part Number	End2 Pin Name	End2 Connect or
C	-	-	E05-EC81B	3510302 R1	3.01	12.0	Thin Wall XLPE Primary Cable	LIGHT GREEN	1245.0	-	1	E05-3202M
D	-	-	E05-EC81-GA	3510362 R1	3.01	12.0	Thin Wall XLPE Primary Cable	WHITE	1245.0	-	4	E05-3202M
E	-	-	E05-ET41D	3510329 R1	0.79	18.0	Thin Wall XLPE Primary Cable	TAN	1025.0	-	C	E05-3000
F	-	-	E05-ET41E	3510329 R1	0.79	18.0	Thin Wall XLPE Primary Cable	TAN	1025.0	-	D	E05-3000

Connector Name	3200F
Part Number	1661201C1
Instances	LT/RH/LoneStar - X15/A26 - Mirror Lighting (Turns without Door Pods):Diagram1
Mates	3204M

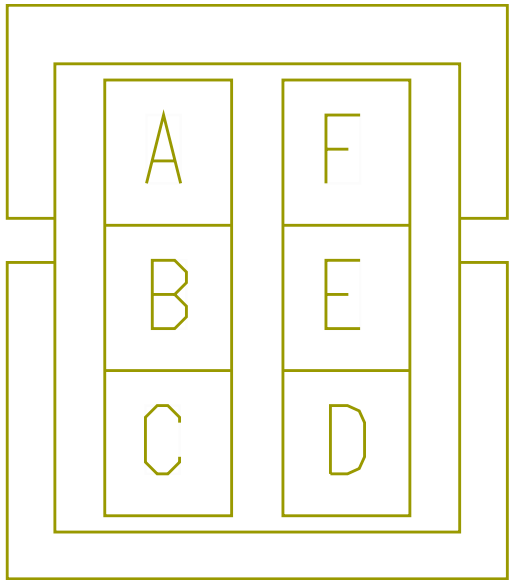

Name	Terminal Part Number	V-Min	Name	Wire Part Number	Wire CSA	Wire Spec	Wire Material description	Wire Color Description	Wire Length	End2 Terminal Part Number	End2 Pin Name	End2 Connect or
D	-	-	F05-EH78-GE	3510360 R1	1.16	16.0	Thin Wall XLPE Primary Cable	WHITE	1025.0	-	H	F05-3000

Connector Name	3200F
Part Number	1661201C1
Short Description	DOOR IP/INTERCONNECT 1
Instances	LT/RH/LoneStar - X15/A26 - Mirror Lighting (Turns without Door Pods):Diagram1
Mates	3000M

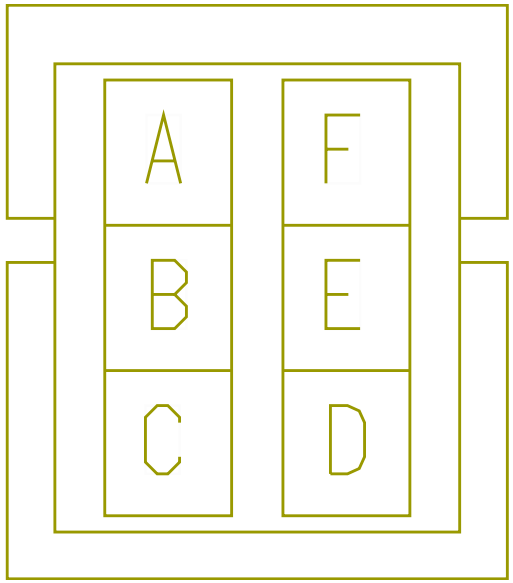

Name	Terminal Part Number	V-Min	Name	Wire Part Number	Wire CSA	Wire Spec	Wire Material description	Wire Color Description	Wire Length	End2 Terminal Part Number	End2 Pin Name	End2 Connect or
A	-	-	2C56D	3510317 R1	0.79	18.0	Thin Wall XLPE Primary Cable	ORANGE	685.0	-	-	-

Connector Name	3200F
Part Number	1661201C1
Short Description	DOOR/IP INTERCONNECT
Instances	LT/RH/LoneStar - X15/A26 - Mirror Lighting (Turns without Door Pods):Diagram1
Mates	3200M

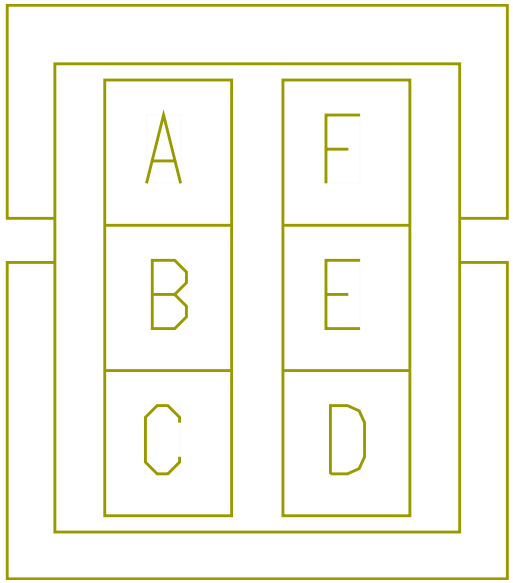

Name	Terminal Part Number	V-Min	Name	Wire Part Number	Wire CSA	Wire Spec	Wire Material description	Wire Color Description	Wire Length	End2 Terminal Part Number	End2 Pin Name	End2 Connect or
D	-	-	E05-EH78-GE	3510360R1	1.16	16.0	Thin Wall XLPE Primary Cable	WHITE	1025.0	-	H	E05-3000

Connector Name	3200F
Part Number	1661201C1
Short Description	DOOR IP/INTERCONNECT 1
Instances	LT/RH/LoneStar - X15/A26 - Mirror Lighting (Turns with Door Pods):Diagram1
Mates	3000M

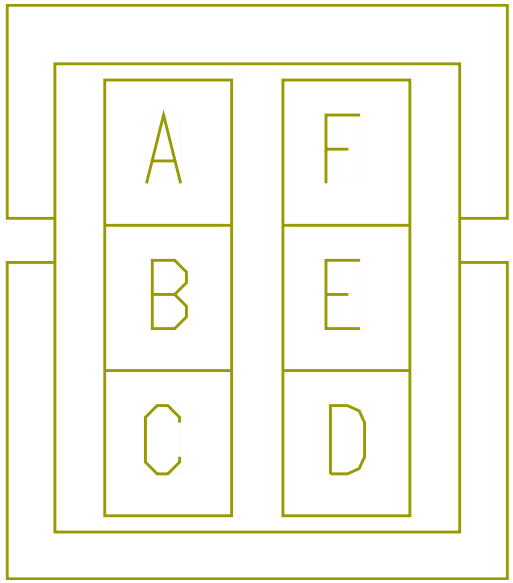

Name	Terminal Part Number	V-Min	Name	Wire Part Number	Wire CSA	Wire Spec	Wire Material description	Wire Color Description	Wire Length	End2 Terminal Part Number	End2 Pin Name	End2 Connect or
A	-	-	2C56D	3510317 R1	0.79	18.0	Thin Wall XLPE Primary Cable	ORANGE	685.0	-	-	-

Connector Name	3200M
Part Number	1661200C1
Short Description	IP/DOOR INTERCONNECT 2
Instances	LT/RH/LoneStar - X15/A26 - Power Door Locks:Diagram1 LT/RH/LoneStar X15 - Ambient Air Temperature Option 1:Diagram1 LT/RH/LoneStar X15 - Ambient Air Temperature Option 2:Diagram1
Mates	3200F



Name	Terminal Part Number	V-Min	Name	Wire Part Number	Wire CSA	Wire Spec	Wire Material description	Wire Color Description	Wire Length	End2 Terminal Part Number	End2 Pin Name	End2 Connect or
C	-	-	CV81B	3510368 R1	3.01	12.0	Thin Wall XLPE Primary Cable	RED	1925.0	-	-	-
D	-	-	CV81-GA	3510362 R1	3.01	12.0	Thin Wall XLPE Primary Cable	WHITE	460.0	-	X	-
E	-	-	HZ41DJ	3510329 R1	0.79	18.0	Thin Wall XLPE Primary Cable	TAN	2635.0	-	25	1703M
F	-	-	HZ41EJ	3510311 R1	0.79	18.0	Thin Wall XLPE Primary Cable	GREY	2635.0	-	24	1703M

Connector Name	3200M
Part Number	1661200C1
Short Description	IP/DOOR INTERCONNECT 2
Instances	LT/RH/LoneStar - X15/A26 - Mirror Lighting (Turns without Door Pods):Diagram1
Mates	3200F



Name	Terminal Part Number	V-Min	Name	Wire Part Number	Wire CSA	Wire Spec	Wire Material description	Wire Color Description	Wire Length	End2 Terminal Part Number	End2 Pin Name	End2 Connect or
D	-	-	DD78-GA	3510360 R1	1.16	16.0	Thin Wall XLPE Primary Cable	WHITE	810.0	-	-	-

Connector Name	3202M
Part Number	3820176C1
Instances	LoneStar - X15 - City Horn W/ 4PIN CLK W/RKA:Diagram1-Combination1 LoneStar - X15 - City Horn W/ 10PIN CLK W/RKA:Diagram1-Combination1 Low Speed J1939 (125Kbps):Low Speed J1939 (125Kbps) LT/RH - X15/A26 - City Horn W/ 4PIN CLK W/RKA:Diagram1-Combination1 LT/RH - X15/A26 - City Horn W/ 10PIN CLK W/RKA:Diagram1-Combination1 LT/RH/LoneStar - X15/A26 - Heated Mirrors (Door Pod Actuated Cab and Hood Mounted):Diagram1 LT/RH/LoneStar - X15/A26 - Heated Mirrors (Door Pod Actuated Cab Mounted):Diagram1 LT/RH/LoneStar - X15/A26 - Mirrors (Power) [Door Pod Actuated]:Diagram1 LT/RH/LoneStar - X15/A26 - Power Windows:Diagram1
Mates	MODU-DS_DOOR_POD-2016-01-0 2A

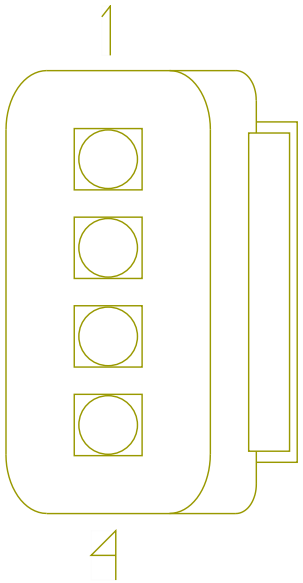

Name	Terminal Part Number	V-Min	Name	Wire Part Number	Wire CSA	Wire Spec	Wire Material description	Wire Color Description	Wire Length	End2 Terminal Part Number	End2 Pin Name	End2 Connector
2	-	-	-	-	-	-	-	-	-	-	-	-
2	-	-	WIRE234474	-	0.0	-	-	-	0.0	-	B	3000M
3	-	-	-	-	-	-	-	-	-	-	-	-
3	-	-	WIRE234475	-	0.0	-	-	-	0.0	-	A	3000M

Connector Name	3202M_1
Part Number	3820176C1
Instances	Low Speed J1939 (125Kbps):Low Speed J1939 (125Kbps) LT/RH - A26 - Work Lights - LED W/ Sw Pack - Customer Supplied - Sleeper W/ RKE W/MAN REV:Diagram1 LT/RH - A26 - Work Lights - LED W/ Sw Pack - Customer Supplied - Sleeper W/ RKE W/MAN REV:Diagram2 LT/RH - A26 - Work Lights - LED W/ Sw Pack - Customer Supplied - Sleeper W/ RKE W/MAN REV:Diagram3 LT/RH - A26 - Work Lights - LED W/ Sw Pack - Customer Supplied - Sleeper W/ RKE W/MAN REV:Diagram4 LT/RH - A26 - Work Lights -LED W/ Sw Pack - Sleeper W/ RKE W/MAN REV:Diagram1 LT/RH - A26 - Work Lights -LED W/ Sw Pack - Sleeper W/ RKE W/MAN REV:Diagram2 LT/RH - A26 - Work Lights LED W/ Sw Pack - Day Cab W/ RKE W/MAN REV:Diagram1 LT/RH - A26 - Work Lights LED W/ Sw Pack - Day Cab W/ RKE W/MAN REV:Diagram2 LT/RH - A26 - Work Lights W/ Sw Pack - Customer Supplied W/ RKE W/MAN REV:Diagram1 LT/RH - A26 - Work Lights W/ Sw Pack - Customer Supplied W/ RKE W/MAN REV:Diagram2 LT/RH - A26 - Work Lights W/ Sw Pack - Customer Supplied W/ RKE W/MAN REV:Diagram3 LT/RH - A26 - Work Lights W/ Sw Pack - Customer Supplied W/ RKE W/MAN REV:Diagram4 LT/RH - X15/A26 - Work Lights W/ Sw Pack - Customer Supplied:Diagram1 LT/RH - X15/A26 - Work Lights W/ Sw Pack - Customer Supplied:Diagram2 LT/RH/LoneStar - X15 - Work Lights -LED W/ Sw Pack - Sleeper W/ RKE W/MAN REV:Diagram1 LT/RH/LoneStar - X15 - Work Lights W/ Sw Pack - Customer Supplied W/ RKE W/MAN REV:Diagram1 LT/RH/LoneStar - X15 - Work Lights W/ Sw Pack - Customer Supplied W/ RKE W/MAN REV:Diagram2 LT/RH/LoneStar - X15/A26 - Heated Mirrors (Door Pod Actuated Cab and Hood Mounted):Diagram1 LT/RH/LoneStar - X15/A26 - Heated Mirrors (Door Pod Actuated Cab Mounted):Diagram1 LT/RH/LoneStar - X15/A26 - Mirrors (Power) [Door Pod Actuated]:Diagram1

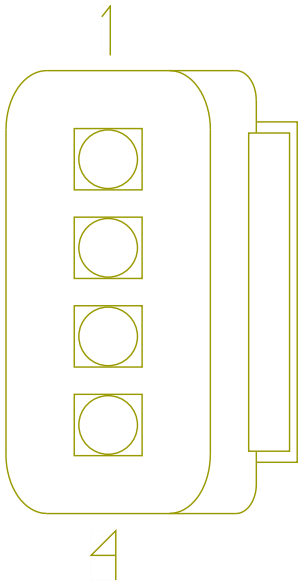

LT/RH/LoneStar - X15/A26 - Work Lights - LED W/ Sw Pack - Customer Supplied - Sleeper:Diagram1
LT/RH/LoneStar - X15/A26 - Work Lights - LED W/ Sw Pack - Customer Supplied - Sleeper:Diagram2
LT/RH/LoneStar - X15/A26 - Work Lights - LED W/ Sw Pack - Customer Supplied - Sleeper W/ RKE W/AUTO REV:Diagram1
LT/RH/LoneStar - X15/A26 - Work Lights - LED W/ Sw Pack - Customer Supplied - Sleeper W/ RKE W/AUTO REV:Diagram2
LT/RH/LoneStar - X15/A26 - Work Lights -LED W/ Sw Pack - Sleeper:Diagram1
LT/RH/LoneStar - X15/A26 - Work Lights -LED W/ Sw Pack - Sleeper W/ RKE W/AUTO REV:Diagram1
LT/RH/LoneStar - X15/A26 - Work Lights LED W/ Sw Pack - Day Cab:Diagram1
LT/RH/LoneStar - X15/A26 - Work Lights LED W/ Sw Pack - Day Cab W/ RKE W/AUTO REV:Diagram1
LT/RH/LoneStar - X15/A26 - Work Lights W/ Sw Pack - Customer Supplied W/ RKE W/AUTO REV:Diagram1
LT/RH/LoneStar - X15/A26 - Work Lights W/ Sw Pack - Customer Supplied W/ RKE W/AUTO REV:Diagram2
LT/RH/LoneStar X15 - Work Lights LED W/ Sw Pack - Day Cab W/ RKE W/MAN REV:Diagram1

Mates MODU-PS_DOOR_POD-2016-01-0 2A

Name	Terminal Part Number	V-Min	Name	Wire Part Number	Wire CSA	Wire Spec	Wire Material description	Wire Color Description	Wire Length	End2 Terminal Part Number	End2 Pin Name	End2 Connect or
2	-	-	-	-	-	-	-	-	-	-	-	-
2	-	-	WIRE234482	-	0.0	-	-	-	0.0	-	B	3204M
3	-	-	-	-	-	-	-	-	-	-	-	-
3	-	-	WIRE234483	-	0.0	-	-	-	0.0	-	A	3204M

Connector Name	3204F
Part Number	1661201C1
Short Description	DOOR/IP INTERCONNECT
Instances	Low Speed J1939 (125Kbps):Low Speed J1939 (125Kbps)
Mates	3204M

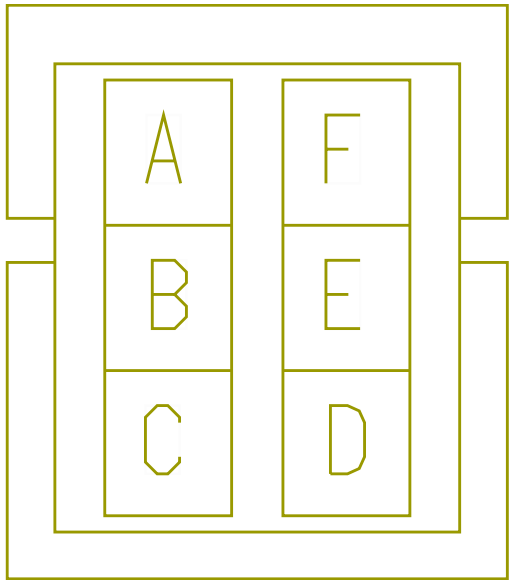

Name	Terminal Part Number	V-Min	Name	Wire Part Number	Wire CSA	Wire Spec	Wire Material description	Wire Color Description	Wire Length	End2 Terminal Part Number	End2 Pin Name	End2 Connect or
A	-	-	WIRE234479	-	0.0	-	-	-	0.0	-	PIN1	-
B	-	-	WIRE234478	-	0.0	-	-	-	0.0	-	PIN1	-

Connector Name	3204F
Part Number	1661201C1
Short Description	IP/DOOR INTERCONNECT 2
Instances	LT/RH - X15/A26 - Mirrors (Heat) [Switch Pack Actuated Relay Driven]:Diagram1
Mates	3000M

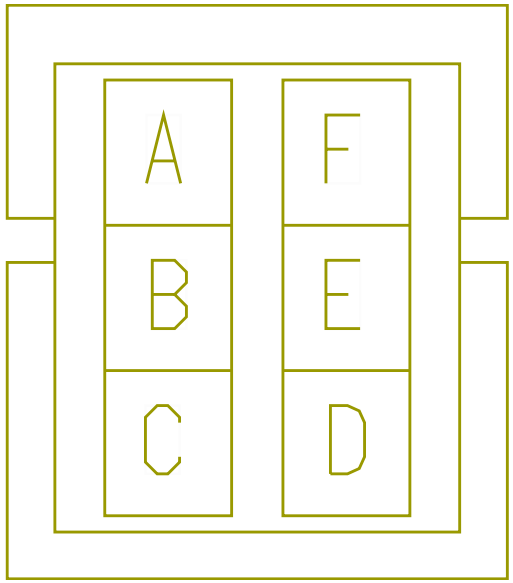

Name	Terminal Part Number	V-Min	Name	Wire Part Number	Wire CSA	Wire Spec	Wire Material description	Wire Color Description	Wire Length	End2 Terminal Part Number	End2 Pin Name	End2 Connect or
B	-	-	DD78B	3510300 R1	1.16	16.0	Thin Wall XLPE Primary Cable	LIGHT GREEN	1625.0	-	X	-

Connector Name	3204F
Part Number	1661201C1
Instances	LT/RH/LoneStar - X15/A26 - Mirror Lighting (Turns without Door Pods):Diagram1
Mates	3000M

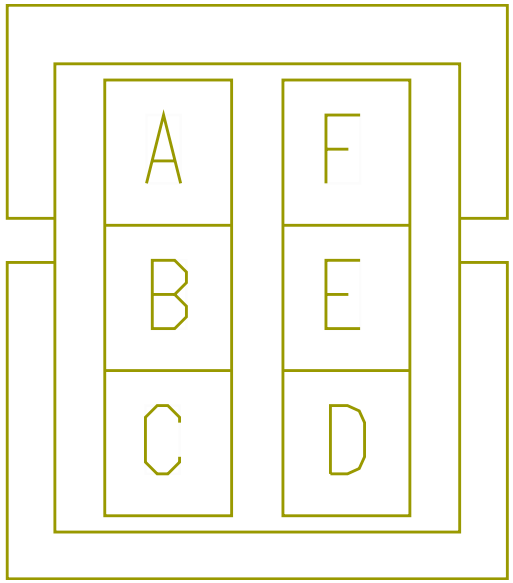

Name	Terminal Part Number	V-Min	Name	Wire Part Number	Wire CSA	Wire Spec	Wire Material description	Wire Color Description	Wire Length	End2 Terminal Part Number	End2 Pin Name	End2 Connect or
A	-	-	2C57B	3510317 R1	0.79	18.0	Thin Wall XLPE Primary Cable	ORANGE	2045.0	-	-	-

Connector Name	3204F
Part Number	1661201C1
Short Description	IP/DOOR INTERCONNECT 2
Instances	LT/RH/LoneStar - X15/A26 - Mirror Lighting (Turns with Door Pods):Diagram1
Mates	3000M

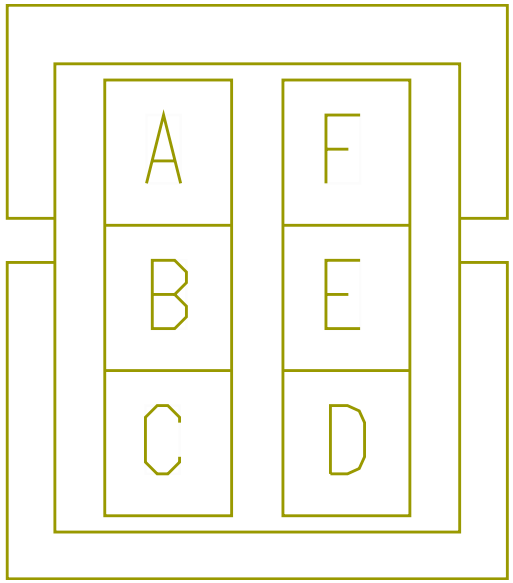

Name	Terminal Part Number	V-Min	Name	Wire Part Number	Wire CSA	Wire Spec	Wire Material description	Wire Color Description	Wire Length	End2 Terminal Part Number	End2 Pin Name	End2 Connect or
A	-	-	2C57B	3510317 R1	0.79	18.0	Thin Wall XLPE Primary Cable	ORANGE	2045.0	-	-	-

Connector Name	3204M
Part Number	1661200C1
Instances	Low Speed J1939 (125Kbps):Low Speed J1939 (125Kbps)
Mates	3204F



Name	Terminal Part Number	V-Min	Name	Wire Part Number	Wire CSA	Wire Spec	Wire Material description	Wire Color Description	Wire Length	End2 Terminal Part Number	End2 Pin Name	End2 Connect or
A	-	-	WIRE234483	-	0.0	-	-	-	0.0	-	3	3202M_1
B	-	-	WIRE234482	-	0.0	-	-	-	0.0	-	2	3202M_1

Connector Name	3204M
Part Number	1661200C1
Short Description	IP/DOOR INTERCONNECT 1
Instances	LT/RH/LoneStar - X15/A26 - Power Door Locks:Diagram1 LT/RH/LoneStar - X15/A26 - Remote Keyless Access:Diagram1
Mates	3200F



Name	Terminal Part Number	V-Min	Name	Wire Part Number	Wire CSA	Wire Spec	Wire Material description	Wire Color Description	Wire Length	End2 Terminal Part Number	End2 Pin Name	End2 Connect or
C	-	-	CV81C	3510368 R1	3.01	12.0	Thin Wall XLPE Primary Cable	RED	2585.0	-	-	-
D	-	-	CV81-GB	3510362 R1	3.01	12.0	Thin Wall XLPE Primary Cable	WHITE	1920.0	-	X	-
D	-	-	CV81-GB	3510362 R1	3.01	12.0	Thin Wall XLPE Primary Cable	WHITE	1920.0	-	-	-

Connector Name	3204M
Part Number	1661200C1
Short Description	IP/DOOR INTERCONNECT 1
Instances	LT/RH/LoneStar - X15/A26 - Mirror Lighting (Turns without Door Pods):Diagram1
Mates	3200F



Name	Terminal Part Number	V-Min	Name	Wire Part Number	Wire CSA	Wire Spec	Wire Material description	Wire Color Description	Wire Length	End2 Terminal Part Number	End2 Pin Name	End2 Connect or
D	-	-	DD78-GB	3510360 R1	1.16	16.0	Thin Wall XLPE Primary Cable	WHITE	350.0	-	-	-

Connector Name 3205F

Part Number 1667529C1

Instances LT/RH LoneStar - X15/A26 - Speakers:Four Speakers N/BT N/QC:Diagram1-Day Cab
LT/RH LoneStar - X15/A26 - Speakers:Four Speakers N/BT N/QC:Diagram2-Sleeper
LT/RH LoneStar - X15/A26 - Speakers:Four Speakers N/BT W/QC:Diagram1-Day Cab
LT/RH LoneStar - X15/A26 - Speakers:Four Speakers N/BT W/QC:Diagram2-Sleeper
LT/RH LoneStar - X15/A26 - Speakers:Four Speakers W/BT N/QC:Diagram1-Day Cab
LT/RH LoneStar - X15/A26 - Speakers:Four Speakers W/BT N/QC:Diagram2-Sleeper
LT/RH LoneStar - X15/A26 - Speakers:Four Speakers W/BT W/QC:Diagram1-Day Cab
LT/RH LoneStar - X15/A26 - Speakers:Four Speakers W/BT W/QC:Diagram2-Sleeper
LT/RH LoneStar - X15/A26 - Speakers:Speakers N/BT W/AMP N/QC:Diagram1
LT/RH LoneStar - X15/A26 - Speakers:Speakers W/BT W/AMP N/QC:Diagram1
LT/RH/LoneStar - X15/A26 - Courtesy Light Cab:Diagram1



Mates 3205M

Name	Terminal Part Number	V-Min	Name	Wire Part Number	Wire CSA	Wire Spec	Wire Material description	Wire Color Description	Wire Length	End2 Terminal Part Number	End2 Pin Name	End2 Connector
A	-	-	E05-ED63BB	3510353 R1	0.79	18.0	Thin Wall XLPE Primary Cable	DARK BLUE	1200.0	-	A	E05-3400
B	-	-	E05-ED63-G	3510359 R1	0.79	18.0	Thin Wall XLPE Primary Cable	WHITE	1200.0	-	B	E05-3400
C	-	-	E05-ES86H	2643671 R1	0.79	18.0	Std. Wall XLPE Primary Cable	LIGHT GREEN	1050.0	-	A	E05-3300M

Name	Terminal Part Number	V-Min	Name	Wire Part Number	Wire CSA	Wire Spec	Wire Material description	Wire Color Description	Wire Length	End2 Terminal Part Number	End2 Pin Name	End2 Connector
D	-	-	E05-ES86J	2643671 R1	0.79	18.0	Std. Wall XLPE Primary Cable	LIGHT GREEN	1050.0	-	B	E05-3300M

Connector Name	3205F
Part Number	1667529C1
Short Description	DOOR/ IP COURTESY LIGHT AND SPEAKER
Instances	LT/RH LoneStar - X15/A26 - Speakers:Four Speakers N/BT N/ QC:Diagram1-Day Cab LT/RH LoneStar - X15/A26 - Speakers:Four Speakers N/BT N/ QC:Diagram2-Sleeper LT/RH LoneStar - X15/A26 - Speakers:Four Speakers N/BT W/ QC:Diagram1-Day Cab LT/RH LoneStar - X15/A26 - Speakers:Four Speakers N/BT W/ QC:Diagram2-Sleeper LT/RH LoneStar - X15/A26 - Speakers:Four Speakers W/BT N/ QC:Diagram1-Day Cab LT/RH LoneStar - X15/A26 - Speakers:Four Speakers W/BT N/ QC:Diagram2-Sleeper LT/RH LoneStar - X15/A26 - Speakers:Four Speakers W/BT W/ QC:Diagram1-Day Cab LT/RH LoneStar - X15/A26 - Speakers:Four Speakers W/BT W/ QC:Diagram2-Sleeper LT/RH LoneStar - X15/A26 - Speakers:Speakers N/BT W/AMP N/QC:Diagram1 LT/RH LoneStar - X15/A26 - Speakers:Speakers W/BT W/AMP N/QC:Diagram1
Mates	3206M



Name	Terminal Part Number	V-Min	Name	Wire Part Number	Wire CSA	Wire Spec	Wire Material description	Wire Color Description	Wire Length	End2 Terminal Part Number	End2 Pin Name	End2 Connector
C	-	-	F05-ES86H	2643671R1	0.79	18.0	Std. Wall XLPE Primary Cable	LIGHT GREEN	1050.0	-	A	F05-3300M
D	-	-	F05-ES86J	2643671R1	0.79	18.0	Std. Wall XLPE Primary Cable	LIGHT GREEN	1050.0	-	B	F05-3300M

Connector Name	3205F
Part Number	1667529C1
Short Description	DOOR/ IP COURTESY LIGHT AND SPEAKER
Instances	LT/RH/LoneStar - X15/A26 - Courtesy Light Cab:Diagram1
Mates	3206M



Name	Terminal Part Number	V-Min	Name	Wire Part Number	Wire CSA	Wire Spec	Wire Material description	Wire Color Description	Wire Length	End2 Terminal Part Number	End2 Pin Name	End2 Connect or
A	-	-	F05-ED63BB	3510353R1	0.79	18.0	Thin Wall XLPE Primary Cable	DARK BLUE	1200.0	-	A	F05-3400
B	-	-	F05-ED63-G	3510359R1	0.79	18.0	Thin Wall XLPE Primary Cable	WHITE	1200.0	-	B	F05-3400

Connector Name	3205M
Part Number	1667305C1
Short Description	IP/DOOR COURTESY LIGHT & SPEAKER
Instances	LT/RH LoneStar - X15/A26 - Speakers:Four Speakers N/BT N/ QC:Diagram1-Day Cab LT/RH LoneStar - X15/A26 - Speakers:Four Speakers N/BT N/ QC:Diagram2-Sleeper LT/RH LoneStar - X15/A26 - Speakers:Four Speakers N/BT W/ QC:Diagram1-Day Cab LT/RH LoneStar - X15/A26 - Speakers:Four Speakers N/BT W/ QC:Diagram2-Sleeper LT/RH LoneStar - X15/A26 - Speakers:Four Speakers W/BT N/ QC:Diagram1-Day Cab LT/RH LoneStar - X15/A26 - Speakers:Four Speakers W/BT N/ QC:Diagram2-Sleeper LT/RH LoneStar - X15/A26 - Speakers:Four Speakers W/BT W/ QC:Diagram1-Day Cab LT/RH LoneStar - X15/A26 - Speakers:Four Speakers W/BT W/ QC:Diagram2-Sleeper LT/RH LoneStar - X15/A26 - Speakers:Speakers N/BT W/AMP N/QC:Diagram1 LT/RH LoneStar - X15/A26 - Speakers:Speakers W/BT W/AMP N/QC:Diagram1 LT/RH/LoneStar - X15/A26 - Courtesy Light Cab:Diagram1
Mates	3205F



Name	Terminal Part Number	V-Min	Name	Wire Part Number	Wire CSA	Wire Spec	Wire Material description	Wire Color Description	Wire Length	End2 Terminal Part Number	End2 Pin Name	End2 Connect or
A	-	-	AA63BB	3510353 R1	0.79	18.0	Thin Wall XLPE Primary Cable	DARK BLUE	545.0	-	X	-
B	-	-	AA11-G	3510359 R1	0.79	18.0	Thin Wall XLPE Primary Cable	WHITE	760.0	-	X	-

Name	Terminal Part Number	V-Min	Name	Wire Part Number	Wire CSA	Wire Spec	Wire Material description	Wire Color Description	Wire Length	End2 Terminal Part Number	End2 Pin Name	End2 Connect or
C	-	-	MB86HB	3510299 R1	0.79	18.0	Thin Wall XLPE Primary Cable	LIGHT GREEN	275.0	-	F	A02-1916
C	-	-	MX86AH	3510299 R1	0.79	18.0	Thin Wall XLPE Primary Cable	LIGHT GREEN	2090.0	-	15	5000A
C	-	-	MV86H	3510299 R1	0.79	18.0	Thin Wall XLPE Primary Cable	LIGHT GREEN	1400.0	-	13	A02-1300
D	-	-	MB86JB	3510299 R1	0.79	18.0	Thin Wall XLPE Primary Cable	LIGHT GREEN	275.0	-	G	A02-1916
D	-	-	MX86AJ	3510299 R1	0.79	18.0	Thin Wall XLPE Primary Cable	LIGHT GREEN	2090.0	-	16	5000A
D	-	-	MV86J	3510299 R1	0.79	18.0	Thin Wall XLPE Primary Cable	LIGHT GREEN	1400.0	-	14	A02-1300

Connector Name	3206M
Part Number	1667305C1
Short Description	IP/DOOR COURTESY LIGHT & SPEAKER
Instances	LT/RH LoneStar - X15/A26 - Speakers:Four Speakers N/BT N/ QC:Diagram1-Day Cab LT/RH LoneStar - X15/A26 - Speakers:Four Speakers N/BT N/ QC:Diagram2-Sleeper LT/RH LoneStar - X15/A26 - Speakers:Four Speakers N/BT W/ QC:Diagram1-Day Cab LT/RH LoneStar - X15/A26 - Speakers:Four Speakers N/BT W/ QC:Diagram2-Sleeper LT/RH LoneStar - X15/A26 - Speakers:Four Speakers W/BT N/ QC:Diagram1-Day Cab LT/RH LoneStar - X15/A26 - Speakers:Four Speakers W/BT N/ QC:Diagram2-Sleeper LT/RH LoneStar - X15/A26 - Speakers:Four Speakers W/BT W/ QC:Diagram1-Day Cab LT/RH LoneStar - X15/A26 - Speakers:Four Speakers W/BT W/ QC:Diagram2-Sleeper LT/RH LoneStar - X15/A26 - Speakers:Speakers N/BT W/AMP N/QC:Diagram1 LT/RH LoneStar - X15/A26 - Speakers:Speakers W/BT W/AMP N/QC:Diagram1
Mates	3205F



Name	Terminal Part Number	V-Min	Name	Wire Part Number	Wire CSA	Wire Spec	Wire Material description	Wire Color Description	Wire Length	End2 Terminal Part Number	End2 Pin Name	End2 Connector
C	-	-	MB86K	3510299 R1	0.79	18.0	Thin Wall XLPE Primary Cable	LIGHT GREEN	1600.0	-	11	A02-1300
C	-	-	MX86AK	3510299 R1	0.79	18.0	Thin Wall XLPE Primary Cable	LIGHT GREEN	3800.0	-	13	5000A
C	-	-	MV86K	3510299 R1	0.79	18.0	Thin Wall XLPE Primary Cable	LIGHT GREEN	1600.0	-	11	A02-1300

Name	Terminal Part Number	V-Min	Name	Wire Part Number	Wire CSA	Wire Spec	Wire Material description	Wire Color Description	Wire Length	End2 Terminal Part Number	End2 Pin Name	End2 Connect or
D	-	-	MB86L	3510299 R1	0.79	18.0	Thin Wall XLPE Primary Cable	LIGHT GREEN	1600.0	-	12	A02-1300
D	-	-	MX86AL	3510299 R1	0.79	18.0	Thin Wall XLPE Primary Cable	LIGHT GREEN	3800.0	-	14	5000A
D	-	-	MV86L	3510299 R1	0.79	18.0	Thin Wall XLPE Primary Cable	LIGHT GREEN	1600.0	-	12	A02-1300

Connector Name	3206M
Part Number	1667305C1
Short Description	IP/DOOR COURTESY LIGHT & SPEAKER
Instances	LT/RH/LoneStar - X15/A26 - Courtesy Light Cab:Diagram1
Mates	3205F



Name	Terminal Part Number	V-Min	Name	Wire Part Number	Wire CSA	Wire Spec	Wire Material description	Wire Color Description	Wire Length	End2 Terminal Part Number	End2 Pin Name	End2 Connect or
A	-	-	AA63BC	3510353 R1	0.79	18.0	Thin Wall XLPE Primary Cable	DARK BLUE	2255.0	-	X	-
B	-	-	AA11-GK	3510359 R1	0.79	18.0	Thin Wall XLPE Primary Cable	WHITE	1520.0	-	X	-

Connector Name	380
Part Number	BLUNT_SL_VC
Instances	Cab J1939 (250Kbps):Cab J1939 (250Kbps)
Mates	BLNT-J1939-3020-03-01A

Name	Terminal Part Number	V-Min	Name	Wire Part Number	Wire CSA	Wire Spec	Wire Material description	Wire Color Description	Wire Length	End2 Terminal Part Number	End2 Pin Name	End2 Connect or
A	-	-	WIRE223970	-	0.0	-	-	-	0.0	-	L	1026
B	-	-	WIRE223971	-	0.0	-	-	-	0.0	-	B	1026

Connector Name	4005B
Part Number	3866817C1
Instances	LT/RH - A26 - Cooling Fan Control (Fan Override):Diagram1 LT/RH - A26 - Cooling Fan Control (No Fan Override):Diagram1
Mates	Radiator Frame Ground

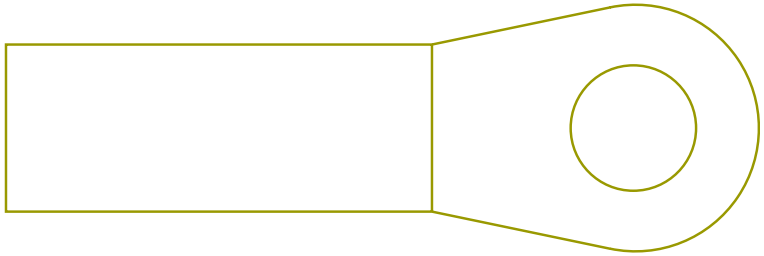

Name	Terminal Part Number	V-Min	Name	Wire Part Number	Wire CSA	Wire Spec	Wire Material description	Wire Color Description	Wire Length	End2 Terminal Part Number	End2 Pin Name	End2 Connect or
A	-	-	MA11-GC	2643787 R1	3.01	12.0	Std. Wall XLPE Primary Cable	WHITE	1960.0	-	A	M01-8600

Connector Name	4028C
Part Number	338892C2
Instances	LT/RH/LoneStar - X15/A26 - DLB - Remote Power Module (2 RPM w/ Switch Packs):Diagram1
Mates	MOT-STARTER

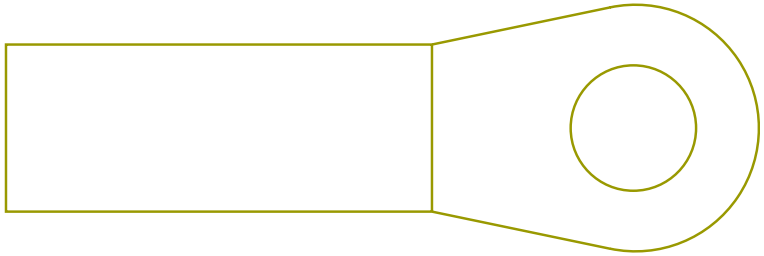

Name	Terminal Part Number	V-Min	Name	Wire Part Number	Wire CSA	Wire Spec	Wire Material description	Wire Color Description	Wire Length	End2 Terminal Part Number	End2 Pin Name	End2 Connect or
A	-	-	M14A-FL	2643473 R1	4.81	10.0	FUSEABLE LINK	RUST	150.0	-	X	-
A	-	-	N14X-FL	2643473 R1	4.81	10.0	FUSEABLE LINK	RUST	150.0	-	X	-

Connector Name	4320M
Part Number	3517760C1
Short Description	FWD REMOTE POSITIVE FEED
Instances	LT/RH/LoneStar - X15/A26 - DLB - Remote Power Module (2 RPM w/ Switch Packs):Diagram1
Mates	4411F

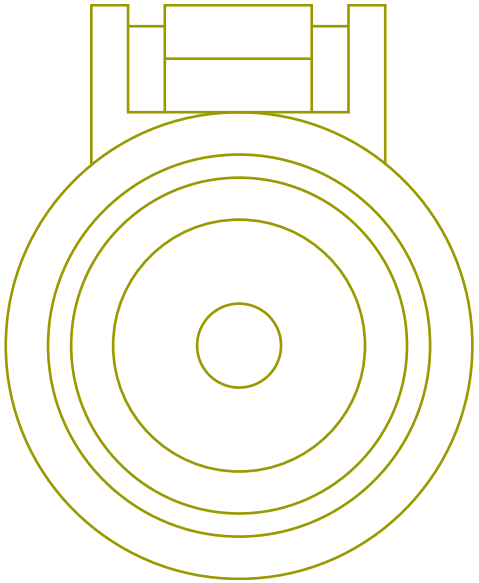

Name	Terminal Part Number	V-Min	Name	Wire Part Number	Wire CSA	Wire Spec	Wire Material description	Wire Color Description	Wire Length	End2 Terminal Part Number	End2 Pin Name	End2 Connect or
A	-	-	M14	2645255 R1	18.94	4.0	SGX FLEX 125C	RED	300.0	-	X	-

Connector Name	4411F
Part Number	3517759C1
Short Description	RPM 1 POSITIVE FEED-OUTSIDE CAB
Instances	LT/RH/LoneStar - X15/A26 - DLB - Remote Power Module (2 RPM w/ Switch Packs):Diagram1
Mates	4320M

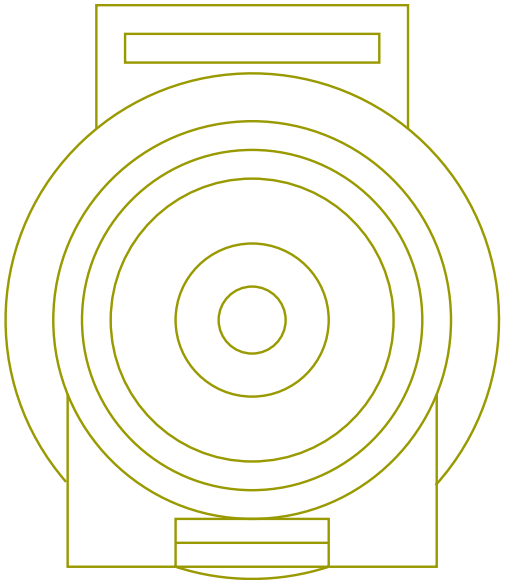

Name	Terminal Part Number	V-Min	Name	Wire Part Number	Wire CSA	Wire Spec	Wire Material description	Wire Color Description	Wire Length	End2 Terminal Part Number	End2 Pin Name	End2 Connect or
A	-	-	14	-	49.99	0.0	SGX NFLEX 125	BLACK	700.0	-	A	J5-4411M

Connector Name	4412F
Part Number	3517759C1
Short Description	RPM 2 POSITIVE FEED-OUTSIDE CAB
Instances	LT/RH/LoneStar - X15/A26 - DLB - Remote Power Module (2 RPM w/ Switch Packs):Diagram1
Mates	4412M

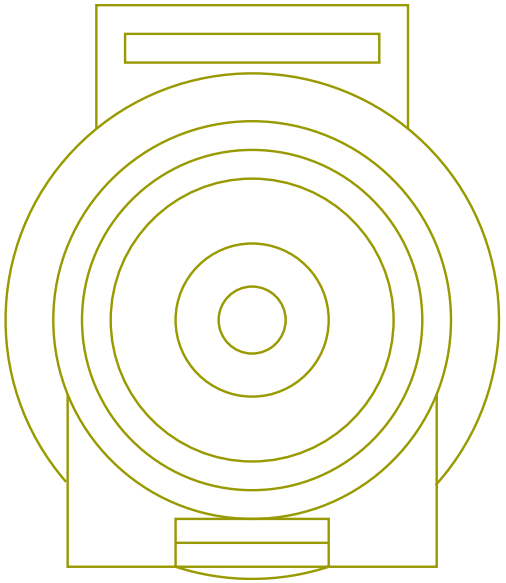

Name	Terminal Part Number	V-Min	Name	Wire Part Number	Wire CSA	Wire Spec	Wire Material description	Wire Color Description	Wire Length	End2 Terminal Part Number	End2 Pin Name	End2 Connect or
A	-	-	14D	2645255 R1	18.94	4.0	SGX FLEX 125C	RED	800.0	-	A	J5-4412M

Connector Name	4412M
Part Number	3517760C1
Short Description	REMOTE POWER MODULE POSITIVE FEED
Instances	LT/RH/LoneStar - X15/A26 - DLB - Remote Power Module (2 RPM w/ Switch Packs):Diagram1
Mates	4412F

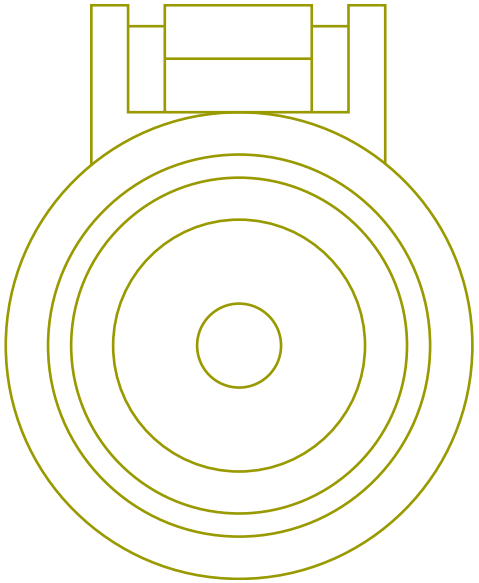

Name	Terminal Part Number	V-Min	Name	Wire Part Number	Wire CSA	Wire Spec	Wire Material description	Wire Color Description	Wire Length	End2 Terminal Part Number	End2 Pin Name	End2 Connect or
A	-	-	N14Z	2645255 R1	18.94	4.0	SGX FLEX 125C	RED	300.0	-	X	-

Connector Name	4450BM
Part Number	2039311C91
Instances	LoneStar - X15 - Body Builder Lighting - (BOC EOF In Cab) (8HAB 8HAE 8HAU) (Automatic):Diagram2 LoneStar - X15 - Body Builder Lighting - (BOC EOF In Cab) (8HAB 8HAE 8HAU) (Manual):Diagram2 LT/RH - X15 - Body Builder Lighting - (BOC EOF In Cab) (8HAB 8HAE 8HAU) (Manual):Diagram2 LT/RH - X15/A26 - Body Builder Lighting - (BOC EOF In Cab) (8HAB 8HAE 8HAU) (Automatic):Diagram2

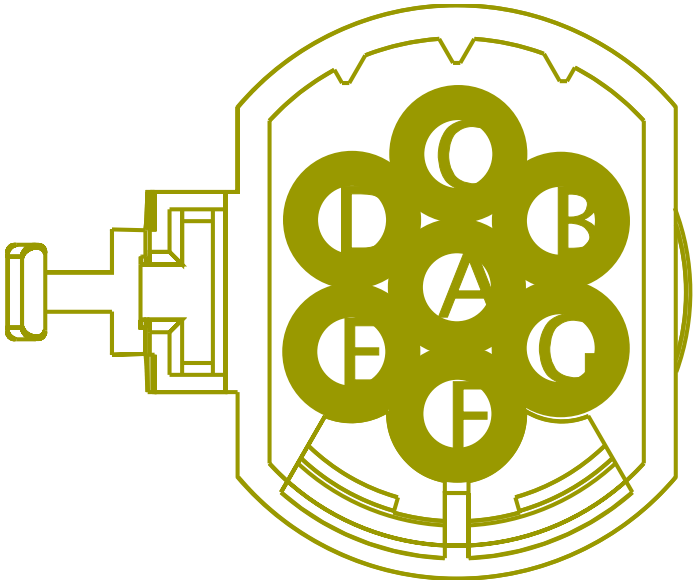

Name	Terminal Part Number	V-Min	Name	Wire Part Number	Wire CSA	Wire Spec	Wire Material description	Wire Color Description	Wire Length	End2 Terminal Part Number	End2 Pin Name	End2 Connector
A	-	-	RX68BB	3510307 R1	1.91	14.0	Thin Wall XLPE Primary Cable	BROWN	3595.0	-	A	4450F
B	-	-	RX56BB	3510336 R1	1.16	16.0	Thin Wall XLPE Primary Cable	YELLOW 2	3595.0	-	B	4450F
C	-	-	RX57BB	3510300 R1	1.16	16.0	Thin Wall XLPE Primary Cable	LIGHT GREEN	3595.0	-	C	4450F
D	-	-	RX54BB	3510307 R1	1.91	14.0	Thin Wall XLPE Primary Cable	BROWN	3595.0	-	D	4450F

Name	Terminal Part Number	V-Min	Name	Wire Part Number	Wire CSA	Wire Spec	Wire Material description	Wire Color Description	Wire Length	End2 Terminal Part Number	End2 Pin Name	End2 Connector
E	-	-	RX71BB	3510342 R1	1.16	16.0	Thin Wall XLPE Primary Cable	LIGHT BLUE	3595.0	-	E	4450F
G	-	-	RX11-GBB	3510362 R1	3.01	12.0	Thin Wall XLPE Primary Cable	WHITE	3595.0	-	G	4450F
G	-	-	RX11-GBB	3510362 R1	3.01	12.0	Thin Wall XLPE Primary Cable	WHITE	3595.0	-	-	-

Connector Name	4450FM
Part Number	2039311C91
Short Description	BODY BUILDER CONNECTION
Instances	LoneStar - X15 - Body Builder Lighting - (BOC EOF In Cab) (8HAB 8HAE 8HAU) (Automatic):Diagram1 LoneStar - X15 - Body Builder Lighting - (BOC EOF In Cab) (8HAB 8HAE 8HAU) (Automatic):Diagram2 LoneStar - X15 - Body Builder Lighting - (BOC EOF In Cab) (8HAB 8HAE 8HAU) (Manual):Diagram1 LoneStar - X15 - Body Builder Lighting - (BOC EOF In Cab) (8HAB 8HAE 8HAU) (Manual):Diagram2 LT/RH - A26 - Backup Lights (W/ BB TRLR SKT)Allison/ZF Trans:Diagram1 LT/RH - X15 - Body Builder Lighting - (BOC EOF In Cab) (8HAB 8HAE 8HAU) (Manual):Diagram1 LT/RH - X15 - Body Builder Lighting - (BOC EOF In Cab) (8HAB 8HAE 8HAU) (Manual):Diagram2 LT/RH - X15/A26 - Body Builder Lighting - (BOC EOF In Cab) (8HAB 8HAE 8HAU) (Automatic):Diagram1 LT/RH - X15/A26 - Body Builder Lighting - (BOC EOF In Cab) (8HAB 8HAE 8HAU) (Automatic):Diagram2
Mates	4450F

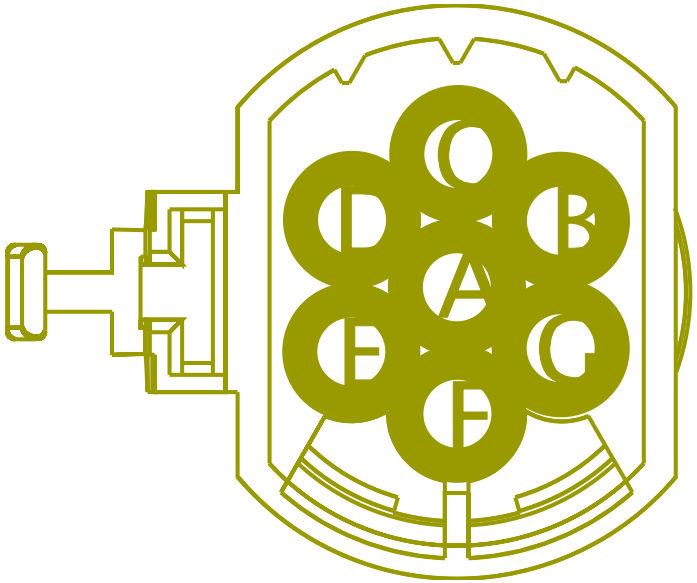

Name	Terminal Part Number	V-Min	Name	Wire Part Number	Wire CSA	Wire Spec	Wire Material description	Wire Color Description	Wire Length	End2 Terminal Part Number	End2 Pin Name	End2 Connect or
A	-	-	PV68BB	3510307 R1	1.91	14.0	Thin Wall XLPE Primary Cable	BROWN	3235.0	-	-	-
A	-	-	PU68BB	3510307 R1	1.91	14.0	Thin Wall XLPE Primary Cable	BROWN	2510.0	-	A	4450M
B	-	-	PU56BB	3510336 R1	1.16	16.0	Thin Wall XLPE Primary Cable	YELLOW 2	2510.0	-	B	4450M

Name	Terminal Part Number	V-Min	Name	Wire Part Number	Wire CSA	Wire Spec	Wire Material description	Wire Color Description	Wire Length	End2 Terminal Part Number	End2 Pin Name	End2 Connector
B	-	-	PV56BB	3510336 R1	1.16	16.0	Thin Wall XLPE Primary Cable	YELLOW 2	3235.0	-	-	-
C	-	-	PV57BB	3510300 R1	1.16	16.0	Thin Wall XLPE Primary Cable	LIGHT GREEN	3235.0	-	-	-
C	-	-	PU57BB	3510300 R1	1.16	16.0	Thin Wall XLPE Primary Cable	LIGHT GREEN	2510.0	-	C	4450M
D	-	-	PU54BB	3510307 R1	1.91	14.0	Thin Wall XLPE Primary Cable	BROWN	2510.0	-	D	4450M
D	-	-	PV54BB	3510307 R1	1.91	14.0	Thin Wall XLPE Primary Cable	BROWN	3235.0	-	-	-
E	-	-	PU71BB	3510342 R1	1.16	16.0	Thin Wall XLPE Primary Cable	LIGHT BLUE	2537.0	-	E	4450M
E	-	-	PV71BB	3510342 R1	1.16	16.0	Thin Wall XLPE Primary Cable	LIGHT BLUE	3235.0	-	-	-
G	-	-	PV11-GBB	3510362 R1	3.01	12.0	Thin Wall XLPE Primary Cable	WHITE	2185.0	-	-	-

Connector Name 4450F

Part Number 2039312C91

Short Description BODY BUILDER CONNECTION

Instances LoneStar - X15 - Body Builder Lighting - (BOC EOF In Cab) (8HAB 8HAE 8HAU) (Automatic):Diagram1
LoneStar - X15 - Body Builder Lighting - (BOC EOF In Cab) (8HAB 8HAE 8HAU) (Automatic):Diagram2
LoneStar - X15 - Body Builder Lighting - (BOC EOF In Cab) (8HAB 8HAE 8HAU) (Manual):Diagram1
LoneStar - X15 - Body Builder Lighting - (BOC EOF In Cab) (8HAB 8HAE 8HAU) (Manual):Diagram2
LT/RH - A26 - Backup Lights (W/ BB TRLR SKT)Allison/ZF Trans:Diagram1
LT/RH - X15 - Body Builder Lighting - (BOC EOF In Cab) (8HAB 8HAE 8HAU) (Manual):Diagram1
LT/RH - X15 - Body Builder Lighting - (BOC EOF In Cab) (8HAB 8HAE 8HAU) (Manual):Diagram2
LT/RH - X15/A26 - Body Builder Lighting - (BOC EOF In Cab) (8HAB 8HAE 8HAU) (Automatic):Diagram1
LT/RH - X15/A26 - Body Builder Lighting - (BOC EOF In Cab) (8HAB 8HAE 8HAU) (Automatic):Diagram2

Mates 4450FM



Name	Terminal Part Number	V-Min	Name	Wire Part Number	Wire CSA	Wire Spec	Wire Material description	Wire Color Description	Wire Length	End2 Terminal Part Number	End2 Pin Name	End2 Connect or
A	-	-	RX68BB	3510307 R1	1.91	14.0	Thin Wall XLPE Primary Cable	BROWN	3595.0	-	A	4450BM
A	-	-	BB68	3510307 R1	1.91	14.0	Thin Wall XLPE Primary Cable	BROWN	600.0	-	74	1700F
B	-	-	BB56AA	3510336 R1	1.16	16.0	Thin Wall XLPE Primary Cable	YELLOW 2	600.0	-	69	1700F

Name	Terminal Part Number	V-Min	Name	Wire Part Number	Wire CSA	Wire Spec	Wire Material description	Wire Color Description	Wire Length	End2 Terminal Part Number	End2 Pin Name	End2 Connector
B	-	-	RX56BB	3510336 R1	1.16	16.0	Thin Wall XLPE Primary Cable	YELLOW 2	3595.0	-	B	4450BM
B	-	-	BB56A	3510336 R1	1.16	16.0	Thin Wall XLPE Primary Cable	YELLOW 2	600.0	-	69	1700F
C	-	-	BB57A	3510300 R1	1.16	16.0	Thin Wall XLPE Primary Cable	LIGHT GREEN	600.0	-	71	1700F
C	-	-	RX57BB	3510300 R1	1.16	16.0	Thin Wall XLPE Primary Cable	LIGHT GREEN	3595.0	-	C	4450BM
D	-	-	RX54BB	3510307 R1	1.91	14.0	Thin Wall XLPE Primary Cable	BROWN	3595.0	-	D	4450BM
D	-	-	BB54	3510307 R1	1.91	14.0	Thin Wall XLPE Primary Cable	BROWN	600.0	-	73	1700F
E	-	-	RX71BB	3510342 R1	1.16	16.0	Thin Wall XLPE Primary Cable	LIGHT BLUE	3595.0	-	E	4450BM
E	-	-	BB71	3510342 R1	1.16	16.0	Thin Wall XLPE Primary Cable	LIGHT BLUE	609.0	-	76	1700F
G	-	-	RX11-GBB	3510362 R1	3.01	12.0	Thin Wall XLPE Primary Cable	WHITE	3595.0	-	G	4450BM

Connector Name	4450M
Part Number	2039311C91
Instances	LoneStar - X15 - Body Builder Lighting - (BOC EOF In Cab) (8HAB 8HAE 8HAU) (Automatic):Diagram1 LoneStar - X15 - Body Builder Lighting - (BOC EOF In Cab) (8HAB 8HAE 8HAU) (Manual):Diagram1 LT/RH - A26 - Backup Lights (W/ BB TRLR SKT)Allison/ZF Trans:Diagram1 LT/RH - X15 - Body Builder Lighting - (BOC EOF In Cab) (8HAB 8HAE 8HAU) (Manual):Diagram1 LT/RH - X15/A26 - Body Builder Lighting - (BOC EOF In Cab) (8HAB 8HAE 8HAU) (Automatic):Diagram1
Mates	BODY_BUILDER-1036-05-01

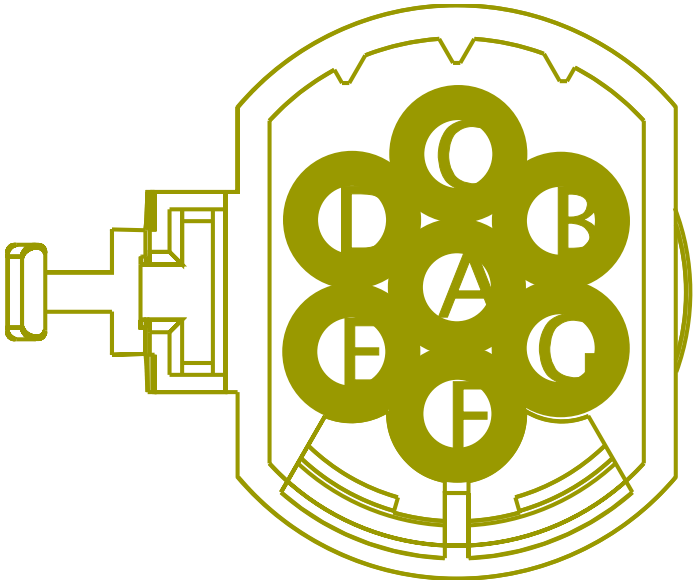

Name	Terminal Part Number	V-Min	Name	Wire Part Number	Wire CSA	Wire Spec	Wire Material description	Wire Color Description	Wire Length	End2 Terminal Part Number	End2 Pin Name	End2 Connector
A	-	-	PU68BB	3510307 R1	1.91	14.0	Thin Wall XLPE Primary Cable	BROWN	2510.0	-	A	4450FM
B	-	-	PU56BB	3510336 R1	1.16	16.0	Thin Wall XLPE Primary Cable	YELLOW 2	2510.0	-	B	4450FM
C	-	-	PU57BB	3510300 R1	1.16	16.0	Thin Wall XLPE Primary Cable	LIGHT GREEN	2510.0	-	C	4450FM
D	-	-	PU54BB	3510307 R1	1.91	14.0	Thin Wall XLPE Primary Cable	BROWN	2510.0	-	D	4450FM

Name	Terminal Part Number	V-Min	Name	Wire Part Number	Wire CSA	Wire Spec	Wire Material description	Wire Color Description	Wire Length	End2 Terminal Part Number	End2 Pin Name	End2 Connect or
E	-	-	PU71BB	3510342 R1	1.16	16.0	Thin Wall XLPE Primary Cable	LIGHT BLUE	2537.0	-	E	4450FM
G	-	-	PU11-GBB	3510362 R1	3.01	12.0	Thin Wall XLPE Primary Cable	WHITE	1460.0	-	-	-

Connector Name 4460BM

Part Number 1686834C1

Instances LoneStar - X15 - Body Builder Lighting - (BOC EOF In Cab) (8HAB 8HAE 8HAU) (Automatic):Diagram2
LoneStar - X15 - Body Builder Lighting - (BOC EOF In Cab) (8HAB 8HAE 8HAU) (Manual):Diagram2
LT/RH - X15 - Body Builder Lighting - (BOC EOF In Cab) (8HAB 8HAE 8HAU) (Manual):Diagram2
LT/RH - X15/A26 - Body Builder Lighting - (BOC EOF In Cab) (8HAB 8HAE 8HAU) (Automatic):Diagram2

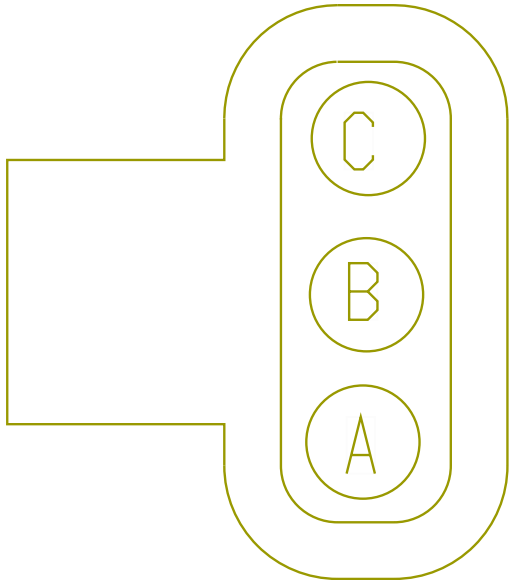

Name	Terminal Part Number	V-Min	Name	Wire Part Number	Wire CSA	Wire Spec	Wire Material description	Wire Color Description	Wire Length	End2 Terminal Part Number	End2 Pin Name	End2 Connector
A	-	-	RX56BC	3510336 R1	1.16	16.0	Thin Wall XLPE Primary Cable	YELLOW 2	3595.0	-	A	4460F
B	-	-	RX57BC	3510300 R1	1.16	16.0	Thin Wall XLPE Primary Cable	LIGHT GREEN	3595.0	-	B	4460F
C	-	-	RX70BB	3510368 R1	3.01	12.0	Thin Wall XLPE Primary Cable	RED	3595.0	-	C	4460F

Connector Name	4460FM
Part Number	1686834C1
Short Description	BODY BUILDER TURN/STOP
Instances	LoneStar - X15 - Body Builder Lighting - (BOC EOF In Cab) (8HAB 8HAE 8HAU) (Automatic):Diagram1 LoneStar - X15 - Body Builder Lighting - (BOC EOF In Cab) (8HAB 8HAE 8HAU) (Automatic):Diagram2 LoneStar - X15 - Body Builder Lighting - (BOC EOF In Cab) (8HAB 8HAE 8HAU) (Manual):Diagram1 LoneStar - X15 - Body Builder Lighting - (BOC EOF In Cab) (8HAB 8HAE 8HAU) (Manual):Diagram2 LT/RH - X15 - Body Builder Lighting - (BOC EOF In Cab) (8HAB 8HAE 8HAU) (Manual):Diagram1 LT/RH - X15 - Body Builder Lighting - (BOC EOF In Cab) (8HAB 8HAE 8HAU) (Manual):Diagram2 LT/RH - X15/A26 - Body Builder Lighting - (BOC EOF In Cab) (8HAB 8HAE 8HAU) (Automatic):Diagram1 LT/RH - X15/A26 - Body Builder Lighting - (BOC EOF In Cab) (8HAB 8HAE 8HAU) (Automatic):Diagram2
Mates	4460F

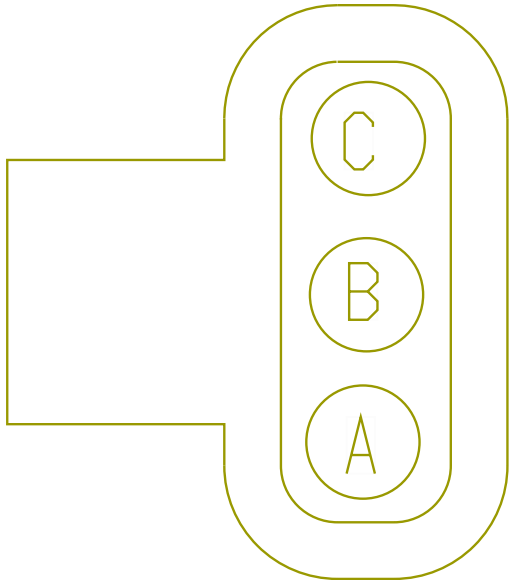

Name	Terminal Part Number	V-Min	Name	Wire Part Number	Wire CSA	Wire Spec	Wire Material description	Wire Color Description	Wire Length	End2 Terminal Part Number	End2 Pin Name	End2 Connector
A	-	-	PU56BC	3510336 R1	1.16	16.0	Thin Wall XLPE Primary Cable	YELLOW 2	2510.0	-	A	4460M
A	-	-	PV56BC	3510336 R1	1.16	16.0	Thin Wall XLPE Primary Cable	YELLOW 2	3235.0	-	A	4460RM
B	-	-	PU57BC	3510300 R1	1.16	16.0	Thin Wall XLPE Primary Cable	LIGHT GREEN	2510.0	-	B	4460M
B	-	-	PV57BC	3510300 R1	1.16	16.0	Thin Wall XLPE Primary Cable	LIGHT GREEN	3235.0	-	B	4460RM

Name	Terminal Part Number	V-Min	Name	Wire Part Number	Wire CSA	Wire Spec	Wire Material description	Wire Color Description	Wire Length	End2 Terminal Part Number	End2 Pin Name	End2 Connect or
C	-	-	PU70BB	3510368 R1	3.01	12.0	Thin Wall XLPE Primary Cable	RED	2510.0	-	C	4460M
C	-	-	PV70BB	3510368 R1	3.01	12.0	Thin Wall XLPE Primary Cable	RED	3235.0	-	C	4460RM

Connector Name	4460F
Part Number	3553961C1
Short Description	BODY BUILDER TURN/STOP
Instances	LoneStar - X15 - Body Builder Lighting - (BOC EOF In Cab) (8HAB 8HAE 8HAU) (Automatic):Diagram2 LoneStar - X15 - Body Builder Lighting - (BOC EOF In Cab) (8HAB 8HAE 8HAU) (Manual):Diagram2 LT/RH - X15 - Body Builder Lighting - (BOC EOF In Cab) (8HAB 8HAE 8HAU) (Manual):Diagram2 LT/RH - X15/A26 - Body Builder Lighting - (BOC EOF In Cab) (8HAB 8HAE 8HAU) (Automatic):Diagram2
Mates	4460RM

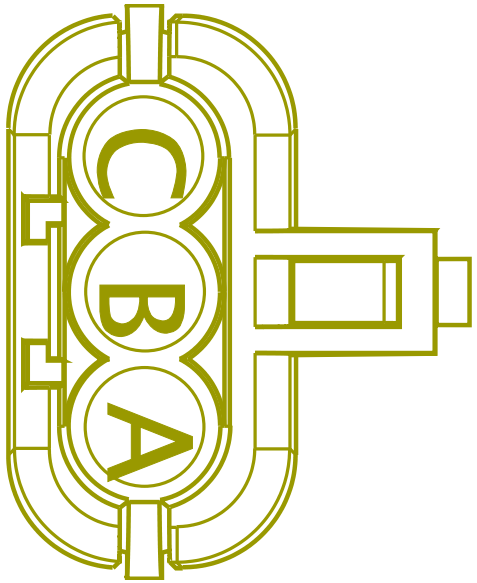

Name	Terminal Part Number	V-Min	Name	Wire Part Number	Wire CSA	Wire Spec	Wire Material description	Wire Color Description	Wire Length	End2 Terminal Part Number	End2 Pin Name	End2 Connector
A	-	-	RX56BC	3510336 R1	1.16	16.0	Thin Wall XLPE Primary Cable	YELLOW 2	3595.0	-	A	4460BM
B	-	-	RX57BC	3510300 R1	1.16	16.0	Thin Wall XLPE Primary Cable	LIGHT GREEN	3595.0	-	B	4460BM
C	-	-	RX70BB	3510368 R1	3.01	12.0	Thin Wall XLPE Primary Cable	RED	3595.0	-	C	4460BM

Connector Name	4460F
Part Number	3553961C1
Short Description	BODY BUILDER TURN/STOP
Instances	LoneStar - X15 - Body Builder Lighting - (BOC EOF In Cab) (8HAB 8HAE 8HAU) (Automatic):Diagram1 LoneStar - X15 - Body Builder Lighting - (BOC EOF In Cab) (8HAB 8HAE 8HAU) (Automatic):Diagram2 LoneStar - X15 - Body Builder Lighting - (BOC EOF In Cab) (8HAB 8HAE 8HAU) (Manual):Diagram1 LoneStar - X15 - Body Builder Lighting - (BOC EOF In Cab) (8HAB 8HAE 8HAU) (Manual):Diagram2 LT/RH - X15 - Body Builder Lighting - (BOC EOF In Cab) (8HAB 8HAE 8HAU) (Manual):Diagram1 LT/RH - X15 - Body Builder Lighting - (BOC EOF In Cab) (8HAB 8HAE 8HAU) (Manual):Diagram2 LT/RH - X15/A26 - Body Builder Lighting - (BOC EOF In Cab) (8HAB 8HAE 8HAU) (Automatic):Diagram1 LT/RH - X15/A26 - Body Builder Lighting - (BOC EOF In Cab) (8HAB 8HAE 8HAU) (Automatic):Diagram2
Mates	4460FM

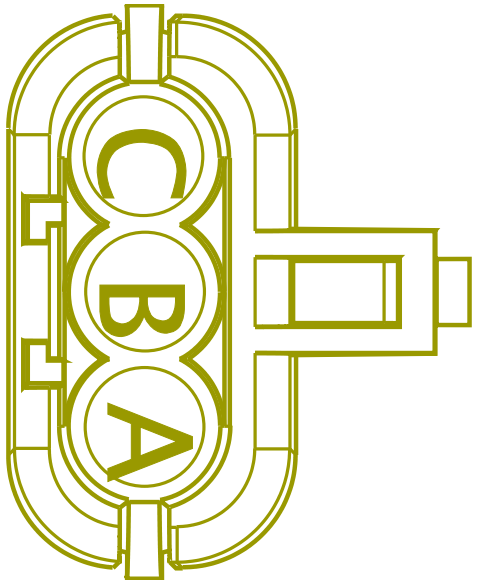

Name	Terminal Part Number	V-Min	Name	Wire Part Number	Wire CSA	Wire Spec	Wire Material description	Wire Color Description	Wire Length	End2 Terminal Part Number	End2 Pin Name	End2 Connector
A	-	-	BB56B	3510336 R1	1.16	16.0	Thin Wall XLPE Primary Cable	YELLOW 2	600.0	-	70	1700F
B	-	-	BB57B	3510300 R1	1.16	16.0	Thin Wall XLPE Primary Cable	LIGHT GREEN	600.0	-	72	1700F
C	-	-	BB70	3510368 R1	3.01	12.0	Thin Wall XLPE Primary Cable	RED	600.0	-	75	1700F

Connector Name	4460M
Part Number	1686834C1
Instances	LoneStar - X15 - Body Builder Lighting - (BOC EOF In Cab) (8HAB 8HAE 8HAU) (Automatic):Diagram1 LoneStar - X15 - Body Builder Lighting - (BOC EOF In Cab) (8HAB 8HAE 8HAU) (Manual):Diagram1 LT/RH - X15 - Body Builder Lighting - (BOC EOF In Cab) (8HAB 8HAE 8HAU) (Manual):Diagram1 LT/RH - X15/A26 - Body Builder Lighting - (BOC EOF In Cab) (8HAB 8HAE 8HAU) (Automatic):Diagram1
Mates	BODY_BUILDER_TURN_STOP-103 6-05-01

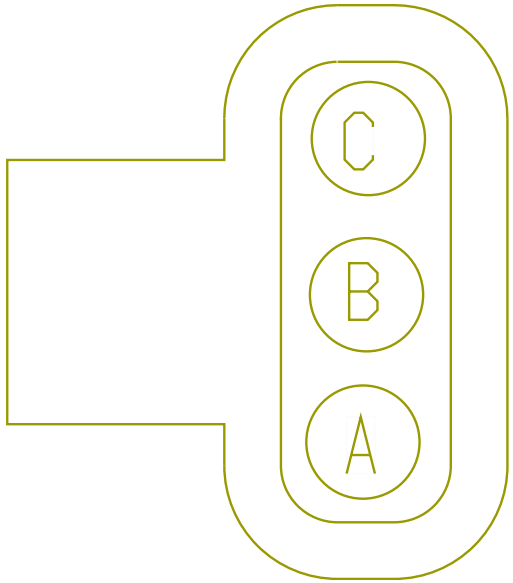

Name	Terminal Part Number	V-Min	Name	Wire Part Number	Wire CSA	Wire Spec	Wire Material description	Wire Color Description	Wire Length	End2 Terminal Part Number	End2 Pin Name	End2 Connector
A	-	-	PU56BC	3510336 R1	1.16	16.0	Thin Wall XLPE Primary Cable	YELLOW 2	2510.0	-	A	4460FM
B	-	-	PU57BC	3510300 R1	1.16	16.0	Thin Wall XLPE Primary Cable	LIGHT GREEN	2510.0	-	B	4460FM
C	-	-	PU70BB	3510368 R1	3.01	12.0	Thin Wall XLPE Primary Cable	RED	2510.0	-	C	4460FM

Connector Name	4460RM
Part Number	1686834C1
Short Description	BODY BUILDER TURN/STOP
Instances	LoneStar - X15 - Body Builder Lighting - (BOC EOF In Cab) (8HAB 8HAE 8HAU) (Automatic):Diagram2 LoneStar - X15 - Body Builder Lighting - (BOC EOF In Cab) (8HAB 8HAE 8HAU) (Manual):Diagram2 LT/RH - X15 - Body Builder Lighting - (BOC EOF In Cab) (8HAB 8HAE 8HAU) (Manual):Diagram2 LT/RH - X15/A26 - Body Builder Lighting - (BOC EOF In Cab) (8HAB 8HAE 8HAU) (Automatic):Diagram2
Mates	4460F

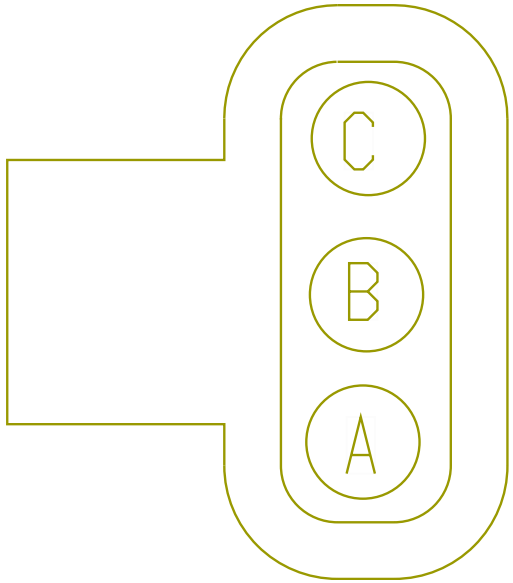

Name	Terminal Part Number	V-Min	Name	Wire Part Number	Wire CSA	Wire Spec	Wire Material description	Wire Color Description	Wire Length	End2 Terminal Part Number	End2 Pin Name	End2 Connect or
A	-	-	PV56BC	3510336 R1	1.16	16.0	Thin Wall XLPE Primary Cable	YELLOW 2	3235.0	-	A	4460FM
B	-	-	PV57BC	3510300 R1	1.16	16.0	Thin Wall XLPE Primary Cable	LIGHT GREEN	3235.0	-	B	4460FM
C	-	-	PV70BB	3510368 R1	3.01	12.0	Thin Wall XLPE Primary Cable	RED	3235.0	-	C	4460FM

Connector Name	4705
Part Number	3538634C1
Instances	LT/RH - A26 - Powertrain Body Builder Connector (A26 Engine MD1 N/Ultrashift TCM):Diagram1
Mates	DEV-A26_ENGINE_BODY_BUILDE R1-01

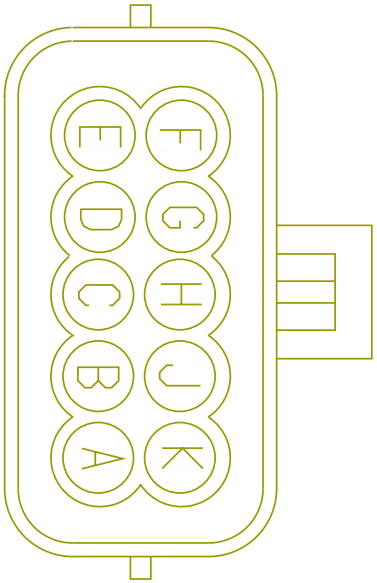

Name	Terminal Part Number	V-Min	Name	Wire Part Number	Wire CSA	Wire Spec	Wire Material description	Wire Color Description	Wire Length	End2 Terminal Part Number	End2 Pin Name	End2 Connector
A	-	-	KJ92DBS2	-	0.0	18.0	-	TAN	0.0	-	32	K06_6023 (C3)
B	-	-	SG92A11	3510329 R1	0.79	18.0	Thin Wall XLPE Primary Cable	TAN	1025.0	-	7	K06_6023 (C3)
C	-	-	KJ92RVAR	-	0.0	18.0	-	TAN	0.0	-	8	K06_6023 (C3)
D	-	-	KJ92CCSS	-	0.0	18.0	-	TAN	0.0	-	26	K06_6023 (C3)
E	-	-	KJ92CCRS	-	0.0	18.0	-	TAN	0.0	-	36	K06_6023 (C3)
F	-	-	KJ92VSO	-	0.0	18.0	-	TAN	0.0	-	11	K06_6033A
G	-	-	KJ92CTO	-	0.0	18.0	-	TAN	0.0	-	15	K06_6023 (C3)

Name	Terminal Part Number	V-Min	Name	Wire Part Number	Wire CSA	Wire Spec	Wire Material description	Wire Color Description	Wire Length	End2 Terminal Part Number	End2 Pin Name	End2 Connector
H	-	-	KJ92SMIL	-	0.0	18.0	-	TAN	0.0	-	20	K06_6024 (C4)
J	-	-	KJ92ERO	-	0.0	18.0	-	TAN	0.0	-	44	K06_6022 (C2)
K	-	-	KJ92VMIL	-	0.0	18.0	-	TAN	0.0	-	19	K06_6024 (C4)

Connector Name	4706
Part Number	3538635C1
Instances	LT/RH - A26 - Powertrain Body Builder Connector (A26 Engine MD1 N/Ultrashift TCM):Diagram1
Mates	DEV-A26_ENGINE_BODY_BUILDE R2-01

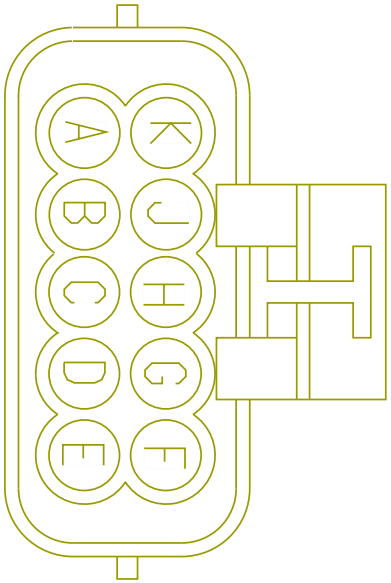

Name	Terminal Part Number	V-Min	Name	Wire Part Number	Wire CSA	Wire Spec	Wire Material description	Wire Color Description	Wire Length	End2 Terminal Part Number	End2 Pin Name	End2 Connector
A	-	-	KJ92RAPP	-	0.0	18.0	-	TAN	0.0	-	13	K06_6023 (C3)
B	-	-	KJ92VRAPP	-	0.0	18.0	-	TAN	0.0	-	11	K06_6023 (C3)
C	-	-	SG92A3	3510329 R1	0.79	18.0	Thin Wall XLPE Primary Cable	TAN	595.0	-	21	K06_6023 (C3)
D	-	-	KJ92AWL	-	0.0	18.0	-	TAN	0.0	-	23	K06_6023 (C3)
E	-	-	KJ92RSL	-	0.0	18.0	-	TAN	0.0	-	6	K06_6023 (C3)
F	-	-	KJ92WTSL	-	0.0	18.0	-	TAN	0.0	-	24	K06_6023 (C3)
G	-	-	KJ92XCS	-	0.0	18.0	-	TAN	0.0	-	27	K06_6023 (C3)

Name	Terminal Part Number	V-Min	Name	Wire Part Number	Wire CSA	Wire Spec	Wire Material description	Wire Color Description	Wire Length	End2 Terminal Part Number	End2 Pin Name	End2 Connector
H	-	-	KJ92AESS	-	0.0	18.0	-	TAN	0.0	-	28	K06_6023 (C3)
J	-	-	KJ92RPAS	-	0.0	18.0	-	TAN	0.0	-	25	K06_6023 (C3)
K	-	-	KJ92DBS1	-	0.0	18.0	-	TAN	0.0	-	45	K06_6023 (C3)

Connector Name	5000A
Part Number	3595620C1
Instances	Cab J1939 (250Kbps):Cab J1939 (250Kbps)
Mates	5000

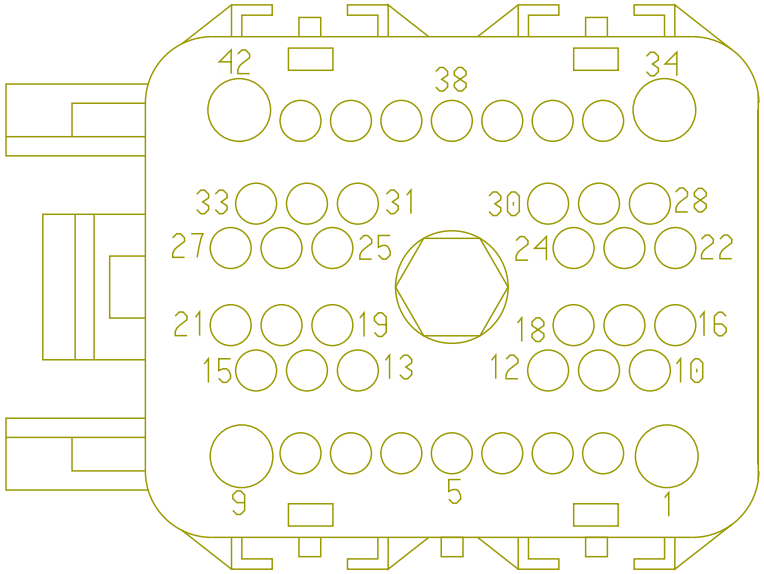

Name	Terminal Part Number	V-Min	Name	Wire Part Number	Wire CSA	Wire Spec	Wire Material description	Wire Color Description	Wire Length	End2 Terminal Part Number	End2 Pin Name	End2 Connector
35	-	-	WIRE223954	-	0.0	-	-	-	0.0	-	PIN1	-
36	-	-	WIRE223955	-	0.0	-	-	-	0.0	-	PIN1	-

Connector Name	5000A
Part Number	3595621C1
Short Description	IP/SLEEPER CONNECTION
Instances	Body J1939 (250Kbps) Splice Pack 1024:Body J1939 (250Kbps) Body J1939 (250Kbps) W/ 3 Splice Packs:Body J1939 (250Kbps) LT/RH - A26 - Auto Start Stop and Sleeper Auto Climate Cab Temp Oil Mapping (Manual Trans):Diagram1 LT/RH - A26 - Auto Start Stop with Sleeper Auto Climate Cab Temp Oil Mapping (Auto Trans):Diagram1 LT/RH - A26 - Work Lights - LED W/ Sw Pack - Customer Supplied - Sleeper W/ RKE W/MAN REV:Diagram1 LT/RH - A26 - Work Lights - LED W/ Sw Pack - Customer Supplied - Sleeper W/ RKE W/MAN REV:Diagram2 LT/RH - A26 - Work Lights - LED W/ Sw Pack - Customer Supplied - Sleeper W/ RKE W/MAN REV:Diagram3 LT/RH - A26 - Work Lights - LED W/ Sw Pack - Customer Supplied - Sleeper W/ RKE W/MAN REV:Diagram4 LT/RH - A26 - Work Lights - LED W/ Sw Pack - Customer Supplied - Sleeper W/O RKE W/MAN REV:Diagram1 LT/RH - A26 - Work Lights - LED W/ Sw Pack - Customer Supplied - Sleeper W/O RKE W/MAN REV:Diagram2 LT/RH - A26 - Work Lights - LED W/ Sw Pack - Customer Supplied - Sleeper W/O RKE W/MAN REV:Diagram3 LT/RH - A26 - Work Lights - LED W/ Sw Pack - Customer Supplied - Sleeper W/O RKE W/MAN REV:Diagram4 LT/RH - A26 - Work Lights -LED W/ Sw Pack - Sleeper W/ RKE W/MAN REV:Diagram1 LT/RH - A26 - Work Lights -LED W/ Sw Pack - Sleeper W/ RKE W/MAN REV:Diagram2 LT/RH - A26 - Work Lights -LED W/ Sw Pack - Sleeper W/O RKE W/MAN REV:Diagram1 LT/RH - A26 - Work Lights -LED W/ Sw Pack - Sleeper W/O RKE W/MAN REV:Diagram2 LT/RH/LoneStar - X15 - Work Lights - LED W/ Sw Pack - Customer Supplied - Sleeper W/ RKE W/MAN REV:Diagram1 LT/RH/LoneStar - X15 - Work Lights - LED W/ Sw Pack - Customer Supplied - Sleeper W/ RKE W/MAN REV:Diagram2 LT/RH/LoneStar - X15 - Work Lights - LED W/ Sw Pack - Customer Supplied - Sleeper W/O RKE W/MAN REV:Diagram1 LT/RH/LoneStar - X15 - Work Lights - LED W/ Sw Pack - Customer Supplied - Sleeper W/O RKE W/MAN REV:Diagram2

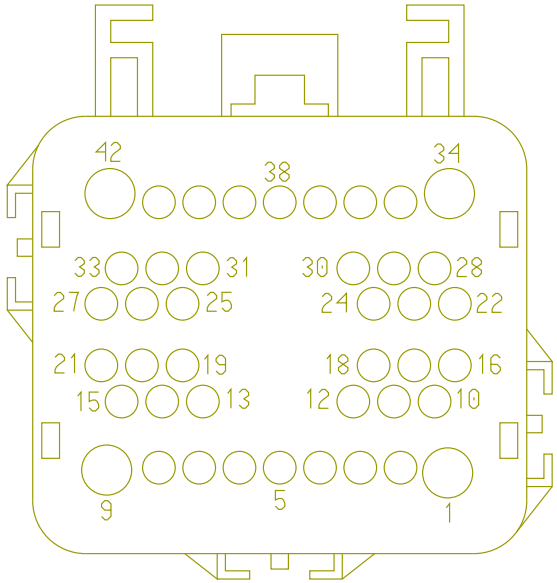

LT/RH/LoneStar - X15 - Work Lights -LED W/ Sw Pack - Sleeper W/ RKE W/MAN REV:Diagram1
LT/RH/LoneStar - X15 - Work Lights -LED W/ Sw Pack - Sleeper W/O RKE W/MAN REV:Diagram1
LT/RH/LoneStar - X15/A26 - Floor/Search Lights Sleeper:Diagram1
LT/RH/LoneStar - X15/A26 - Floor/Search Lights Sleeper (1 Light):Diagram1
LT/RH/LoneStar - X15/A26 - Rear AUTO HVAC (No Idle) W/ Pre-Heat (Bergstrom Heat and Cool w/ Condensation) 2 SWITCHES:Diagram2 - No Idle Switching
LT/RH/LoneStar - X15/A26 - Rear AUTO HVAC (No Idle) W/ Pre-Heat (Bergstrom Heat and Cool w/ Condensation) 2 SWITCHES:Diagram3 - Espar Circuit
LT/RH/LoneStar - X15/A26 - Rear HVAC (No Idle Heater) (Espar) Option 1:Diagram1
LT/RH/LoneStar - X15/A26 - Rear HVAC (No Idle Heater) (Espar) Option 2:Diagram1
LT/RH/LoneStar - X15/A26 - Rear HVAC (No Idle Heater) (Webasto Smartemp):Diagram1
LT/RH/LoneStar - X15/A26 - Rear HVAC (No Idle Heater) (Webasto Std N/Swift) N/ Heat Swtich:Diagram1
LT/RH/LoneStar - X15/A26 - Rear HVAC (No Idle Heater) (Webasto Std W/Swift) N/ Heat Switch:Diagram1
LT/RH/LoneStar - X15/A26 - Rear HVAC (No Idle) W/ Pre-Heat (Bergstrom Heat and Cool w/ Condensation) 2 SWITCHES Option 1:Diagram1 - Powers, Grounds & Controls
LT/RH/LoneStar - X15/A26 - Rear HVAC (No Idle) W/ Pre-Heat (Bergstrom Heat and Cool w/ Condensation) 2 SWITCHES Option 1:Diagram2 - No Idle Switching
LT/RH/LoneStar - X15/A26 - Rear HVAC (No Idle) W/ Pre-Heat (Bergstrom Heat and Cool w/ Condensation) 2 SWITCHES Option 2:Diagram1 - Powers, Grounds & Controls
LT/RH/LoneStar - X15/A26 - Rear HVAC (No Idle) W/ Pre-Heat (Bergstrom Heat and Cool w/ Condensation) 2 SWITCHES Option 2:Diagram2 - No Idle Switching
LT/RH/LoneStar - X15/A26 - Rear HVAC (No Idle) W/ Pre-Heat (Bergstrom Heat and Cool w/ Condensation) 4 SWITCHES Option 1:Diagram1 - Powers, Grounds & Controls
LT/RH/LoneStar - X15/A26 - Rear HVAC (No Idle) W/ Pre-Heat (Bergstrom Heat and Cool w/ Condensation) 4 SWITCHES Option 1:Diagram2 - No Idle Switching

LT/RH/LoneStar - X15/A26 - Rear HVAC (No Idle) W/ Pre-Heat (Bergstrom Heat and Cool w/ Condensation) 4 SWITCHES Option 2:Diagram1 - Powers, Grounds & Controls
LT/RH/LoneStar - X15/A26 - Rear HVAC (No Idle) W/ Pre-Heat (Bergstrom Heat and Cool w/ Condensation) 4 SWITCHES Option 2:Diagram2 - No Idle Switching
LT/RH/LoneStar - X15/A26 - Rear Manual HVAC (No Idle) W/ Pre-Heat (Bergstrom Heat and Cool w/ Condensation) 2 SWITCHES:Diagram2 - No Idle Switching
LT/RH/LoneStar - X15/A26 - Rear Manual HVAC (No Idle) W/ Pre-Heat (Bergstrom Heat and Cool w/ Condensation) 2 SWITCHES:Diagram3 - Espar Circuit
LT/RH/LoneStar - X15/A26 - Work Lights - LED W/ Sw Pack - Customer Supplied - Sleeper:Diagram1
LT/RH/LoneStar - X15/A26 - Work Lights - LED W/ Sw Pack - Customer Supplied - Sleeper:Diagram2
LT/RH/LoneStar - X15/A26 - Work Lights - LED W/ Sw Pack - Customer Supplied - Sleeper W/ RKE W/AUTO REV:Diagram1
LT/RH/LoneStar - X15/A26 - Work Lights - LED W/ Sw Pack - Customer Supplied - Sleeper W/ RKE W/AUTO REV:Diagram2
LT/RH/LoneStar - X15/A26 - Work Lights - LED W/ Sw Pack - Customer Supplied - Sleeper W/O RKE:Diagram1
LT/RH/LoneStar - X15/A26 - Work Lights - LED W/ Sw Pack - Customer Supplied - Sleeper W/O RKE:Diagram2
LT/RH/LoneStar - X15/A26 - Work Lights - LED W/ Sw Pack - Customer Supplied - Sleeper W/O RKE W/AUTO REV:Diagram1
LT/RH/LoneStar - X15/A26 - Work Lights - LED W/ Sw Pack - Customer Supplied - Sleeper W/O RKE W/AUTO REV:Diagram2
LT/RH/LoneStar - X15/A26 - Work Lights - LED W/ Sw Pack - Customer Supplied - Sleeper W/O RKE W/Endurant (Schneider):Diagram2
LT/RH/LoneStar - X15/A26 - Work Lights -LED W/ Sw Pack - Sleeper:Diagram1
LT/RH/LoneStar - X15/A26 - Work Lights -LED W/ Sw Pack - Sleeper W/ RKE W/AUTO REV:Diagram1
LT/RH/LoneStar - X15/A26 - Work Lights -LED W/ Sw Pack - Sleeper W/O RKE:Diagram1
LT/RH/LoneStar - X15/A26 - Work Lights -LED W/ Sw Pack - Sleeper W/O RKE W/AUTO REV:Diagram1
LT/RH/LoneStar A26/X15 - No-Idle HVAC (Espar Airtronic, Berstrom AC, Front Auto Control head):Diagram2 - No Idle Switching
LT/RH/LoneStar A26/X15 - No-Idle HVAC (Espar Airtronic, Berstrom AC, Front Auto Control head):Diagram3 - Espar Circuit

LT/RH/LoneStar A26/X15 - No-Idle HVAC (Espar Airtronic, Berstrom AC, Front Manual Control head:Diagram2 - No Idle Switching
LT/RH/LoneStar A26/X15 - No-Idle HVAC (Espar Airtronic, Berstrom AC, Front Manual Control head:Diagram3 - Espar Circuit
LT/RH/LoneStar X15 - Auto Start Stop with Sleeper Auto Climate / Cab Temp with Oil Temp Sensor Auto Trans:Diagram1
LT/RH/LoneStar X15 - Auto Start Stop with Sleeper Auto Climate / Cab Temp with Oil Temp Sensor Manual Trans:Diagram1
Relays - Grid Management (W/Load Shed Sleeper Cab):Diagram1

Mates 5000

Name	Terminal Part Number	V-Min	Name	Wire Part Number	Wire CSA	Wire Spec	Wire Material description	Wire Color Description	Wire Length	End2 Terminal Part Number	End2 Pin Name	End2 Connector
2	-	-	AW12B	3510340 R1	0.53	20.0	Thin Wall XLPE Primary Cable	LIGHT BLUE	1670.0	-	X	-
7	-	-	EL63JB	3510353 R1	0.79	18.0	Thin Wall XLPE Primary Cable	DARK BLUE	3455.0	-	R3-87	1011
20	-	-	BU65AA	3510317 R1	0.79	18.0	Thin Wall XLPE Primary Cable	ORANGE	2030.0	-	X	-
20	-	-	BY65AA	3510318 R1	1.16	16.0	Thin Wall XLPE Primary Cable	ORANGE	1175.0	-	X	-
20	-	-	BT65	3510317 R1	0.79	18.0	Thin Wall XLPE Primary Cable	ORANGE	1975.0	-	G	J1-1603

Name	Terminal Part Number	V-Min	Name	Wire Part Number	Wire CSA	Wire Spec	Wire Material description	Wire Color Description	Wire Length	End2 Terminal Part Number	End2 Pin Name	End2 Connector
21	-	-	BY65AB	3510318 R1	1.16	16.0	Thin Wall XLPE Primary Cable	ORANGE	1175.0	-	X	-
22	-	-	DX109S	3510310 R1	0.53	20.0	Thin Wall XLPE Primary Cable	GREY	2740.0	-	-	-
26	-	-	YE75WP	3510299 R1	0.79	18.0	Thin Wall XLPE Primary Cable	LIGHT GREEN	2015.0	-	F11	J4-1601
27	-	-	AP75WC	3510299 R1	0.79	18.0	Thin Wall XLPE Primary Cable	LIGHT GREEN	1500.0	-	L	J6-1606
28	-	-	3G77A	3510298 R1	0.53	20.0	Thin Wall XLPE Primary Cable	LIGHT GREEN	2075.0	-	B1	J7-1607
29	-	-	3G77B	3510298 R1	0.53	20.0	Thin Wall XLPE Primary Cable	LIGHT GREEN	2075.0	-	B9	J7-1607
31	-	-	DX62A	3510353 R1	0.79	18.0	Thin Wall XLPE Primary Cable	DARK BLUE	2380.0	-	N	A02-0009
33	-	-	EL63F	3510353 R1	0.79	18.0	Thin Wall XLPE Primary Cable	DARK BLUE	2075.0	-	B4	J7-1607
38	-	-	WIRE489838	-	0.0	-	-	-	0.0	-	H	1024

Name	Terminal Part Number	V-Min	Name	Wire Part Number	Wire CSA	Wire Spec	Wire Material description	Wire Color Description	Wire Length	End2 Terminal Part Number	End2 Pin Name	End2 Connect or
38	-	-	WIRE490118	-	0.0	-	-	-	0.0	-	H	1024
39	-	-	WIRE489837	-	0.0	-	-	-	0.0	-	E	1024
39	-	-	WIRE490119	-	0.0	-	-	-	0.0	-	E	1024
40	-	-	AG166BBA	3510298R1	0.53	20.0	Thin Wall XLPE Primary Cable	LIGHT GREEN	1485.0	-	X	-
41	-	-	AG166AB	3510298R1	0.53	20.0	Thin Wall XLPE Primary Cable	LIGHT GREEN	1070.0	-	X	-

Connector Name	5000A
Part Number	3595621C1
Short Description	IP/SLEEPER CONNECTION
Instances	LT/RH LoneStar - X15/A26 - Speakers:Four Speakers N/BT N/QC:Diagram2-Sleeper LT/RH LoneStar - X15/A26 - Speakers:Four Speakers N/BT W/QC:Diagram2-Sleeper LT/RH LoneStar - X15/A26 - Speakers:Four Speakers W/BT N/QC:Diagram2-Sleeper LT/RH LoneStar - X15/A26 - Speakers:Four Speakers W/BT W/QC:Diagram2-Sleeper LT/RH LoneStar - X15/A26 - Speakers:Speakers N/BT W/AMP N/QC:Diagram1 LT/RH LoneStar - X15/A26 - Speakers:Speakers W/BT W/AMP N/QC:Diagram1 LT/RH/LoneStar - X15/A26 - Air Shield Lighting w/ One Light:Diagram2 LT/RH/LoneStar - X15/A26 - Beacon/Strobe Light:Diagram2 LT/RH/LoneStar - X15/A26 - Cabinet Refrigerator W/ Relay:Diagram1 LT/RH/LoneStar - X15/A26 - DC/AC Inverter (1200W W/switch control):Diagram1 LT/RH/LoneStar - X15/A26 - Lighting Sleeper Dome:Diagram1 LT/RH/LoneStar - X15/A26 - Luggage Compartment Lights - W/ No Idle HVAC:Diagram1 LT/RH/LoneStar - X15/A26 - Luggage Compartment Lights - W/O No Idle HVAC:Diagram1 LT/RH/LoneStar - X15/A26 - Rear HVAC (Sleeper W/ Deluxe):Diagram1 LT/RH/LoneStar - X15/A26 - Rear HVAC (Sleeper W/ Premium):Diagram1 LT/RH/LoneStar - X15/A26 - Rear Interior Dimming (Accent Light):Diagram1
Mates	5000

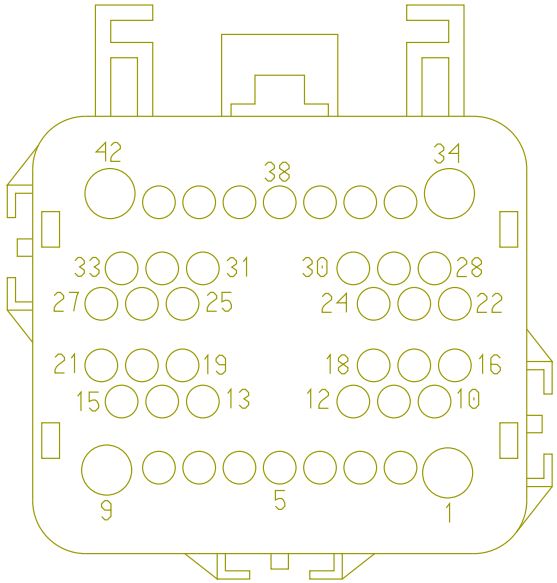

Name	Terminal Part Number	V-Min	Name	Wire Part Number	Wire CSA	Wire Spec	Wire Material description	Wire Color Description	Wire Length	End2 Terminal Part Number	End2 Pin Name	End2 Connector
5	-	-	MW86DB	3510299 R1	0.79	18.0	Thin Wall XLPE Primary Cable	LIGHT GREEN	2920.0	-	9	A02-1300
6	-	-	MW86EB	3510299 R1	0.79	18.0	Thin Wall XLPE Primary Cable	LIGHT GREEN	2920.0	-	10	A02-1300
8	-	-	MY66AA	3510299 R1	0.79	18.0	Thin Wall XLPE Primary Cable	LIGHT GREEN	2920.0	-	5	A02-1300
9	-	-	4G62DC	3510354 R1	1.16	16.0	Thin Wall XLPE Primary Cable	DARK BLUE	2050.0	-	X	-
11	-	-	MX86K	3510299 R1	0.79	18.0	Thin Wall XLPE Primary Cable	LIGHT GREEN	2920.0	-	11	A02-1300
12	-	-	MX86L	3510299 R1	0.79	18.0	Thin Wall XLPE Primary Cable	LIGHT GREEN	2920.0	-	12	A02-1300
13	-	-	MX86AK	3510299 R1	0.79	18.0	Thin Wall XLPE Primary Cable	LIGHT GREEN	3800.0	-	C	3206M
14	-	-	MX86AL	3510299 R1	0.79	18.0	Thin Wall XLPE Primary Cable	LIGHT GREEN	3800.0	-	D	3206M

Name	Terminal Part Number	V-Min	Name	Wire Part Number	Wire CSA	Wire Spec	Wire Material description	Wire Color Description	Wire Length	End2 Terminal Part Number	End2 Pin Name	End2 Connector
15	-	-	MX86AH	3510299 R1	0.79	18.0	Thin Wall XLPE Primary Cable	LIGHT GREEN	2090.0	-	C	3205M
16	-	-	MX86AJ	3510299 R1	0.79	18.0	Thin Wall XLPE Primary Cable	LIGHT GREEN	2090.0	-	D	3205M
17	-	-	MY86AC	3510299 R1	0.79	18.0	Thin Wall XLPE Primary Cable	LIGHT GREEN	2920.0	-	2	A02-1301-MIC
18	-	-	DX63AW	3510352 R1	0.53	20.0	Thin Wall XLPE Primary Cable	DARK BLUE	2470.0	-	B6	A02-1500A
19	-	-	CX58C	3510306 R1	1.16	16.0	Thin Wall XLPE Primary Cable	BROWN	3560.0	-	R1 - 87	1013
19	-	-	EM58BLT	3510307 R1	1.91	14.0	Thin Wall XLPE Primary Cable	BROWN	3560.0	-	R1 - 87	1013
22	-	-	DX109S	3510310 R1	0.53	20.0	Thin Wall XLPE Primary Cable	GREY	2740.0	-	-	-
23	-	-	MX86H	3510299 R1	0.79	18.0	Thin Wall XLPE Primary Cable	LIGHT GREEN	2920.0	-	13	A02-1300

Name	Terminal Part Number	V-Min	Name	Wire Part Number	Wire CSA	Wire Spec	Wire Material description	Wire Color Description	Wire Length	End2 Terminal Part Number	End2 Pin Name	End2 Connector
24	-	-	MX86J	3510299 R1	0.79	18.0	Thin Wall XLPE Primary Cable	LIGHT GREEN	2920.0	-	14	A02-1300
25	-	-	MW86CB	3510299 R1	0.79	18.0	Thin Wall XLPE Primary Cable	LIGHT GREEN	2920.0	-	16	A02-1300
30	-	-	GH14SAF	3510343 R1	1.91	14.0	Thin Wall XLPE Primary Cable	LIGHT BLUE	3560.0	-	R2-87	1013
30	-	-	GD14SAH	3510343 R1	1.91	14.0	Thin Wall XLPE Primary Cable	LIGHT BLUE	3560.0	-	R2-87	1013
31	-	-	DX62A	3510353 R1	0.79	18.0	Thin Wall XLPE Primary Cable	DARK BLUE	2380.0	-	N	A02-0009
32	-	-	DX63E	3510352 R1	0.53	20.0	Thin Wall XLPE Primary Cable	DARK BLUE	2075.0	-	B6	J7-1607
34	-	-	MW86BB	3510299 R1	0.79	18.0	Thin Wall XLPE Primary Cable	LIGHT GREEN	2920.0	-	15	A02-1300
37	-	-	DX63C	3510352 R1	0.53	20.0	Thin Wall XLPE Primary Cable	DARK BLUE	2015.0	-	F2	J4-1601

Connector Name	5000
Part Number	3595620C1
Short Description	CAB / SLEEPER
Instances	Body J1939 (250Kbps) Splice Pack 1024:Body J1939 (250Kbps) Body J1939 (250Kbps) W/ 3 Splice Packs:Body J1939 (250Kbps) LT/RH - A26 - Auto Start Stop and Sleeper Auto Climate Cab Temp Oil Mapping (Manual Trans):Diagram1 LT/RH - A26 - Auto Start Stop with Sleeper Auto Climate Cab Temp Oil Mapping (Auto Trans):Diagram1 LT/RH - A26 - Work Lights - LED W/ Sw Pack - Customer Supplied - Sleeper W/ RKE W/MAN REV:Diagram1 LT/RH - A26 - Work Lights - LED W/ Sw Pack - Customer Supplied - Sleeper W/ RKE W/MAN REV:Diagram2 LT/RH - A26 - Work Lights - LED W/ Sw Pack - Customer Supplied - Sleeper W/ RKE W/MAN REV:Diagram3 LT/RH - A26 - Work Lights - LED W/ Sw Pack - Customer Supplied - Sleeper W/ RKE W/MAN REV:Diagram4 LT/RH - A26 - Work Lights - LED W/ Sw Pack - Customer Supplied - Sleeper W/O RKE W/MAN REV:Diagram1 LT/RH - A26 - Work Lights - LED W/ Sw Pack - Customer Supplied - Sleeper W/O RKE W/MAN REV:Diagram2 LT/RH - A26 - Work Lights - LED W/ Sw Pack - Customer Supplied - Sleeper W/O RKE W/MAN REV:Diagram3 LT/RH - A26 - Work Lights - LED W/ Sw Pack - Customer Supplied - Sleeper W/O RKE W/MAN REV:Diagram4 LT/RH - A26 - Work Lights -LED W/ Sw Pack - Sleeper W/ RKE W/MAN REV:Diagram1 LT/RH - A26 - Work Lights -LED W/ Sw Pack - Sleeper W/ RKE W/MAN REV:Diagram2 LT/RH - A26 - Work Lights -LED W/ Sw Pack - Sleeper W/O RKE W/MAN REV:Diagram1 LT/RH - A26 - Work Lights -LED W/ Sw Pack - Sleeper W/O RKE W/MAN REV:Diagram2 LT/RH/LoneStar - X15 - Work Lights - LED W/ Sw Pack - Customer Supplied - Sleeper W/ RKE W/MAN REV:Diagram1 LT/RH/LoneStar - X15 - Work Lights - LED W/ Sw Pack - Customer Supplied - Sleeper W/ RKE W/MAN REV:Diagram2 LT/RH/LoneStar - X15 - Work Lights - LED W/ Sw Pack - Customer Supplied - Sleeper W/O RKE W/MAN REV:Diagram1 LT/RH/LoneStar - X15 - Work Lights - LED W/ Sw Pack - Customer Supplied - Sleeper W/O RKE W/MAN REV:Diagram2

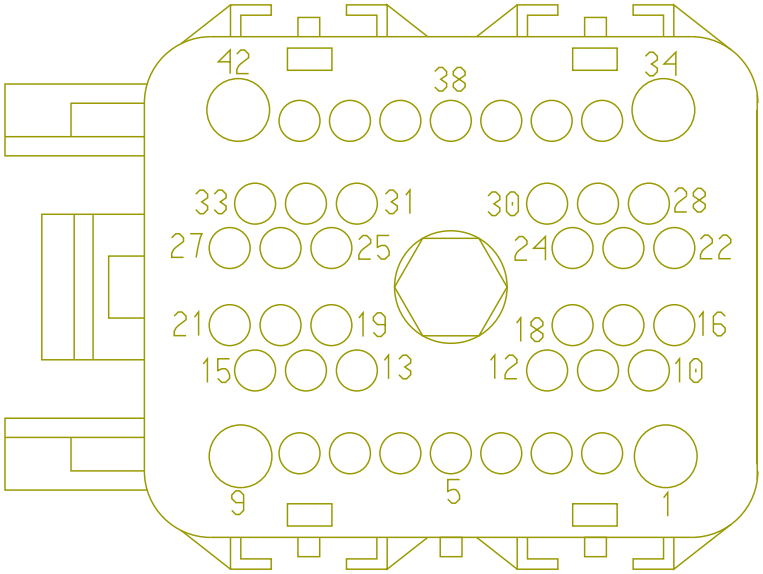

LT/RH/LoneStar - X15 - Work Lights -LED W/ Sw Pack - Sleeper W/ RKE W/MAN REV:Diagram1
LT/RH/LoneStar - X15 - Work Lights -LED W/ Sw Pack - Sleeper W/O RKE W/MAN REV:Diagram1
LT/RH/LoneStar - X15/A26 - Floor/Search Lights Sleeper:Diagram1
LT/RH/LoneStar - X15/A26 - Floor/Search Lights Sleeper (1 Light):Diagram1
LT/RH/LoneStar - X15/A26 - Rear AUTO HVAC (No Idle) W/ Pre-Heat (Bergstrom Heat and Cool w/ Condensation) 2 SWITCHES:Diagram2 - No Idle Switching
LT/RH/LoneStar - X15/A26 - Rear AUTO HVAC (No Idle) W/ Pre-Heat (Bergstrom Heat and Cool w/ Condensation) 2 SWITCHES:Diagram3 - Espar Circuit
LT/RH/LoneStar - X15/A26 - Rear HVAC (No Idle Heater) (Espar) Option 1:Diagram1
LT/RH/LoneStar - X15/A26 - Rear HVAC (No Idle Heater) (Espar) Option 2:Diagram1
LT/RH/LoneStar - X15/A26 - Rear HVAC (No Idle Heater) (Webasto Smartemp):Diagram1
LT/RH/LoneStar - X15/A26 - Rear HVAC (No Idle Heater) (Webasto Std N/Swift) N/ Heat Swtich:Diagram1
LT/RH/LoneStar - X15/A26 - Rear HVAC (No Idle Heater) (Webasto Std W/Swift) N/ Heat Switch:Diagram1
LT/RH/LoneStar - X15/A26 - Rear HVAC (No Idle) W/ Pre-Heat (Bergstrom Heat and Cool w/ Condensation) 2 SWITCHES Option 1:Diagram1 - Powers, Grounds & Controls
LT/RH/LoneStar - X15/A26 - Rear HVAC (No Idle) W/ Pre-Heat (Bergstrom Heat and Cool w/ Condensation) 2 SWITCHES Option 1:Diagram2 - No Idle Switching
LT/RH/LoneStar - X15/A26 - Rear HVAC (No Idle) W/ Pre-Heat (Bergstrom Heat and Cool w/ Condensation) 2 SWITCHES Option 2:Diagram1 - Powers, Grounds & Controls
LT/RH/LoneStar - X15/A26 - Rear HVAC (No Idle) W/ Pre-Heat (Bergstrom Heat and Cool w/ Condensation) 2 SWITCHES Option 2:Diagram2 - No Idle Switching
LT/RH/LoneStar - X15/A26 - Rear HVAC (No Idle) W/ Pre-Heat (Bergstrom Heat and Cool w/ Condensation) 4 SWITCHES Option 1:Diagram1 - Powers, Grounds & Controls
LT/RH/LoneStar - X15/A26 - Rear HVAC (No Idle) W/ Pre-Heat (Bergstrom Heat and Cool w/ Condensation) 4 SWITCHES Option 1:Diagram2 - No Idle Switching

LT/RH/LoneStar - X15/A26 - Rear HVAC (No Idle) W/ Pre-Heat (Bergstrom Heat and Cool w/ Condensation) 4 SWITCHES Option 2:Diagram1 - Powers, Grounds & Controls
LT/RH/LoneStar - X15/A26 - Rear HVAC (No Idle) W/ Pre-Heat (Bergstrom Heat and Cool w/ Condensation) 4 SWITCHES Option 2:Diagram2 - No Idle Switching
LT/RH/LoneStar - X15/A26 - Rear Manual HVAC (No Idle) W/ Pre-Heat (Bergstrom Heat and Cool w/ Condensation) 2 SWITCHES:Diagram2 - No Idle Switching
LT/RH/LoneStar - X15/A26 - Rear Manual HVAC (No Idle) W/ Pre-Heat (Bergstrom Heat and Cool w/ Condensation) 2 SWITCHES:Diagram3 - Espar Circuit
LT/RH/LoneStar - X15/A26 - Work Lights - LED W/ Sw Pack - Customer Supplied - Sleeper:Diagram1
LT/RH/LoneStar - X15/A26 - Work Lights - LED W/ Sw Pack - Customer Supplied - Sleeper:Diagram2
LT/RH/LoneStar - X15/A26 - Work Lights - LED W/ Sw Pack - Customer Supplied - Sleeper W/ RKE W/AUTO REV:Diagram1
LT/RH/LoneStar - X15/A26 - Work Lights - LED W/ Sw Pack - Customer Supplied - Sleeper W/ RKE W/AUTO REV:Diagram2
LT/RH/LoneStar - X15/A26 - Work Lights - LED W/ Sw Pack - Customer Supplied - Sleeper W/O RKE:Diagram1
LT/RH/LoneStar - X15/A26 - Work Lights - LED W/ Sw Pack - Customer Supplied - Sleeper W/O RKE:Diagram2
LT/RH/LoneStar - X15/A26 - Work Lights - LED W/ Sw Pack - Customer Supplied - Sleeper W/O RKE W/AUTO REV:Diagram1
LT/RH/LoneStar - X15/A26 - Work Lights - LED W/ Sw Pack - Customer Supplied - Sleeper W/O RKE W/AUTO REV:Diagram2
LT/RH/LoneStar - X15/A26 - Work Lights - LED W/ Sw Pack - Customer Supplied - Sleeper W/O RKE W/Endurant (Schneider):Diagram2
LT/RH/LoneStar - X15/A26 - Work Lights -LED W/ Sw Pack - Sleeper:Diagram1
LT/RH/LoneStar - X15/A26 - Work Lights -LED W/ Sw Pack - Sleeper W/ RKE W/AUTO REV:Diagram1
LT/RH/LoneStar - X15/A26 - Work Lights -LED W/ Sw Pack - Sleeper W/O RKE:Diagram1
LT/RH/LoneStar - X15/A26 - Work Lights -LED W/ Sw Pack - Sleeper W/O RKE W/AUTO REV:Diagram1
LT/RH/LoneStar A26/X15 - No-Idle HVAC (Espar Airtronic, Berstrom AC, Front Auto Control head):Diagram2 - No Idle Switching
LT/RH/LoneStar A26/X15 - No-Idle HVAC (Espar Airtronic, Berstrom AC, Front Auto Control head):Diagram3 - Espar Circuit

LT/RH/LoneStar A26/X15 - No-Idle HVAC (Espar Airtronic, Berstrom AC, Front Manual Control head:Diagram2 - No Idle Switching
LT/RH/LoneStar A26/X15 - No-Idle HVAC (Espar Airtronic, Berstrom AC, Front Manual Control head:Diagram3 - Espar Circuit
LT/RH/LoneStar X15 - Auto Start Stop with Sleeper Auto Climate / Cab Temp with Oil Temp Sensor Auto Trans:Diagram1
LT/RH/LoneStar X15 - Auto Start Stop with Sleeper Auto Climate / Cab Temp with Oil Temp Sensor Manual Trans:Diagram1
Relays - Grid Management (W/Load Shed Sleeper Cab):Diagram1

Mates 5000A

Name	Terminal Part Number	V-Min	Name	Wire Part Number	Wire CSA	Wire Spec	Wire Material description	Wire Color Description	Wire Length	End2 Terminal Part Number	End2 Pin Name	End2 Connector
2	-	-	HA12A	3510341 R1	0.79	18.0	Thin Wall XLPE Primary Cable	LIGHT BLUE	1310.0	-	-	-
7	-	-	ZA63JB	2643720 R1	0.79	18.0	Std. Wall XLPE Primary Cable	DARK BLUE	1620.0	-	X	-
20	-	-	HA65	2643682 R1	1.16	16.0	Std. Wall XLPE Primary Cable	ORANGE	2550.0	-	E	5300
21	-	-	HE65B	3510318 R1	1.16	16.0	Thin Wall XLPE Primary Cable	ORANGE	1030.0	-	-	-
21	-	-	HE65B	3510318 R1	1.16	16.0	Thin Wall XLPE Primary Cable	ORANGE	1030.0	-	C	1001

Name	Terminal Part Number	V-Min	Name	Wire Part Number	Wire CSA	Wire Spec	Wire Material description	Wire Color Description	Wire Length	End2 Terminal Part Number	End2 Pin Name	End2 Connector
22	-	-	HA109S	2643673 R1	0.79	18.0	Std. Wall XLPE Primary Cable	GREY	2835.0	-	X	-
26	-	-	ZE75WP	3510299 R1	0.79	18.0	Thin Wall XLPE Primary Cable	LIGHT GREEN	2125.0	-	D	H01-5238
26	-	-	GV75WP	3510299 R1	0.79	18.0	Thin Wall XLPE Primary Cable	LIGHT GREEN	2125.0	-	D	H01-5238
26	-	-	GS75WP	2643671 R1	0.79	18.0	Std. Wall XLPE Primary Cable	LIGHT GREEN	2125.0	-	D	H01-5236
26	-	-	ZC75WP	2643671 R1	0.79	18.0	Std. Wall XLPE Primary Cable	LIGHT GREEN	2125.0	-	D	H01-5237
26	-	-	ZG75WP	3510299 R1	0.79	18.0	Thin Wall XLPE Primary Cable	LIGHT GREEN	2125.0	-	D	H01-5238
27	-	-	ZE75AJD	2643678 R1	1.16	16.0	Std. Wall XLPE Primary Cable	LIGHT GREEN	1230.0	-	X	-
27	-	-	BA75AJB	2643671 R1	0.79	18.0	Std. Wall XLPE Primary Cable	LIGHT GREEN	3922.0	-	X	-

Name	Terminal Part Number	V-Min	Name	Wire Part Number	Wire CSA	Wire Spec	Wire Material description	Wire Color Description	Wire Length	End2 Terminal Part Number	End2 Pin Name	End2 Connector
27	-	-	GV75WDB	3510299 R1	0.79	18.0	Thin Wall XLPE Primary Cable	LIGHT GREEN	815.0	-	X	-
27	-	-	ZG75AJD	2643678 R1	1.16	16.0	Std. Wall XLPE Primary Cable	LIGHT GREEN	1230.0	-	X	-
27	-	-	ZC75WDB	3510299 R1	0.79	18.0	Thin Wall XLPE Primary Cable	LIGHT GREEN	815.0	-	X	-
28	-	-	ZF77A	3510298 R1	0.53	20.0	Thin Wall XLPE Primary Cable	LIGHT GREEN	3952.0	-	1	H01-5218A
28	-	-	ZF77A	3510298 R1	0.53	20.0	Thin Wall XLPE Primary Cable	LIGHT GREEN	3952.0	-	1	H01_5218A
29	-	-	ZE75X	2643671 R1	0.79	18.0	Std. Wall XLPE Primary Cable	LIGHT GREEN	4422.0	-	A4	H01-5205
29	-	-	BA75X	2643671 R1	0.79	18.0	Std. Wall XLPE Primary Cable	LIGHT GREEN	4422.0	-	A4	5205
29	-	-	ZF77B	3510298 R1	0.53	20.0	Thin Wall XLPE Primary Cable	LIGHT GREEN	3952.0	-	2	H01-5218A

Name	Terminal Part Number	V-Min	Name	Wire Part Number	Wire CSA	Wire Spec	Wire Material description	Wire Color Description	Wire Length	End2 Terminal Part Number	End2 Pin Name	End2 Connector
29	-	-	ZF77B	3510298 R1	0.53	20.0	Thin Wall XLPE Primary Cable	LIGHT GREEN	3952.0	-	2	H01_5218A
31	-	-	BF62A	2643720 R1	0.79	18.0	Std. Wall XLPE Primary Cable	DARK BLUE	2540.0	-	D	5125
31	-	-	BD62A	2643720 R1	0.79	18.0	Std. Wall XLPE Primary Cable	DARK BLUE	565.0	-	X	-
31	-	-	HG62A	2643720 R1	0.79	18.0	Std. Wall XLPE Primary Cable	DARK BLUE	3772.0	-	X	-
31	-	-	ZE62A	2643720 R1	0.79	18.0	Std. Wall XLPE Primary Cable	DARK BLUE	2540.0	-	D	5125
33	-	-	HA63F	2643720 R1	0.79	18.0	Std. Wall XLPE Primary Cable	DARK BLUE	2540.0	-	F	5125
38	-	-	WIRE489840	-	0.0	-	-	-	0.0	-	7	1939A
38	-	-	WIRE490120	-	0.0	-	-	-	0.0	-	7	1939A
39	-	-	WIRE489839	-	0.0	-	-	-	0.0	-	2	1939A
39	-	-	WIRE490121	-	0.0	-	-	-	0.0	-	2	1939A

Name	Terminal Part Number	V-Min	Name	Wire Part Number	Wire CSA	Wire Spec	Wire Material description	Wire Color Description	Wire Length	End2 Terminal Part Number	End2 Pin Name	End2 Connector
40	-	-	HA166BB	3510311 R1	0.79	18.0	Thin Wall XLPE Primary Cable	GREY	1310.0	-	R1 - 85	5001A
41	-	-	HA166BC	3510311 R1	0.79	18.0	Thin Wall XLPE Primary Cable	GREY	1310.0	-	R1 - 86	5001A

Connector Name	5000
Part Number	3595620C1
Short Description	CAB / SLEEPER
Instances	LT/RH LoneStar - X15/A26 - Speakers:Four Speakers N/BT N/QC:Diagram2-Sleeper LT/RH LoneStar - X15/A26 - Speakers:Four Speakers N/BT W/QC:Diagram2-Sleeper LT/RH LoneStar - X15/A26 - Speakers:Four Speakers W/BT N/QC:Diagram2-Sleeper LT/RH LoneStar - X15/A26 - Speakers:Four Speakers W/BT W/QC:Diagram2-Sleeper LT/RH LoneStar - X15/A26 - Speakers:Speakers N/BT W/AMP N/QC:Diagram1 LT/RH LoneStar - X15/A26 - Speakers:Speakers W/BT W/AMP N/QC:Diagram1 LT/RH/LoneStar - X15/A26 - Air Shield Lighting w/ One Light:Diagram2 LT/RH/LoneStar - X15/A26 - Beacon/Strobe Light:Diagram2 LT/RH/LoneStar - X15/A26 - Cabinet Refrigerator W/ Relay:Diagram1 LT/RH/LoneStar - X15/A26 - DC/AC Inverter (1200W W/switch control):Diagram1 LT/RH/LoneStar - X15/A26 - Lighting Sleeper Dome:Diagram1 LT/RH/LoneStar - X15/A26 - Luggage Compartment Lights - W/ No Idle HVAC:Diagram1 LT/RH/LoneStar - X15/A26 - Luggage Compartment Lights - W/O No Idle HVAC:Diagram1 LT/RH/LoneStar - X15/A26 - Rear HVAC (Sleeper W/ Deluxe):Diagram1 LT/RH/LoneStar - X15/A26 - Rear HVAC (Sleeper W/ Premium):Diagram1 LT/RH/LoneStar - X15/A26 - Rear Interior Dimming (Accent Light):Diagram1
Mates	5000A

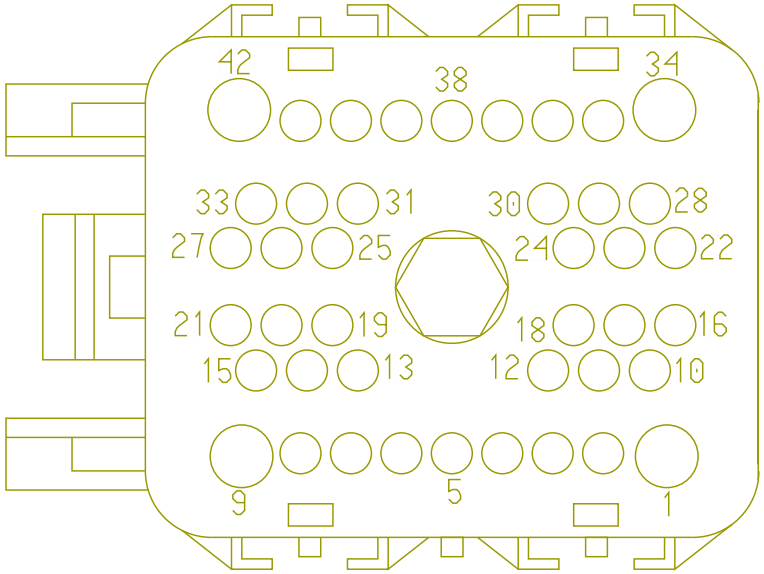

Name	Terminal Part Number	V-Min	Name	Wire Part Number	Wire CSA	Wire Spec	Wire Material description	Wire Color Description	Wire Length	End2 Terminal Part Number	End2 Pin Name	End2 Connector
5	-	-	HF86DB	2643671 R1	0.79	18.0	Std. Wall XLPE Primary Cable	LIGHT GREEN	2550.0	-	C	5300
5	-	-	HH86DB	2643671 R1	0.79	18.0	Std. Wall XLPE Primary Cable	LIGHT GREEN	1520.0	-	7	H01-5313
6	-	-	HF86EB	2643671 R1	0.79	18.0	Std. Wall XLPE Primary Cable	LIGHT GREEN	2550.0	-	D	5300
6	-	-	HH86EB	2643671 R1	0.79	18.0	Std. Wall XLPE Primary Cable	LIGHT GREEN	1520.0	-	20	H01-5313
8	-	-	HH86AA	2643671 R1	0.79	18.0	Std. Wall XLPE Primary Cable	LIGHT GREEN	1520.0	-	6	H01-5313
9	-	-	RH62D	2643720 R1	0.79	18.0	Std. Wall XLPE Primary Cable	DARK BLUE	2565.0	-	8	H01-5929A
11	-	-	HH86K	2643671 R1	0.79	18.0	Std. Wall XLPE Primary Cable	LIGHT GREEN	1520.0	-	9	H01-5313
12	-	-	HH86L	2643671 R1	0.79	18.0	Std. Wall XLPE Primary Cable	LIGHT GREEN	1520.0	-	22	H01-5313

Name	Terminal Part Number	V-Min	Name	Wire Part Number	Wire CSA	Wire Spec	Wire Material description	Wire Color Description	Wire Length	End2 Terminal Part Number	End2 Pin Name	End2 Connector
13	-	-	HH86AK	2643671 R1	0.79	18.0	Std. Wall XLPE Primary Cable	LIGHT GREEN	1520.0	-	2	H01-5312
14	-	-	HH86AL	2643671 R1	0.79	18.0	Std. Wall XLPE Primary Cable	LIGHT GREEN	1520.0	-	10	H01-5312
15	-	-	HH86AH	2643671 R1	0.79	18.0	Std. Wall XLPE Primary Cable	LIGHT GREEN	1520.0	-	1	H01-5312
16	-	-	HH86AJ	2643671 R1	0.79	18.0	Std. Wall XLPE Primary Cable	LIGHT GREEN	1520.0	-	9	H01-5312
17	-	-	HH86AC	2643671 R1	0.79	18.0	Std. Wall XLPE Primary Cable	LIGHT GREEN	1520.0	-	4	H01-5312
18	-	-	LE63AW	2643720 R1	0.79	18.0	Std. Wall XLPE Primary Cable	DARK BLUE	695.0	-	X	-
18	-	-	LD63AW	2643720 R1	0.79	18.0	Std. Wall XLPE Primary Cable	DARK BLUE	645.0	-	X	-
19	-	-	HM58C	3510294 R1	1.16	16.0	Thin Wall XLPE Primary Cable	BLACK	2835.0	-	G	1001

Name	Terminal Part Number	V-Min	Name	Wire Part Number	Wire CSA	Wire Spec	Wire Material description	Wire Color Description	Wire Length	End2 Terminal Part Number	End2 Pin Name	End2 Connector
19	-	-	HM58C	3510294 R1	1.16	16.0	Thin Wall XLPE Primary Cable	BLACK	2835.0	-	-	-
22	-	-	HA109S	2643673 R1	0.79	18.0	Std. Wall XLPE Primary Cable	GREY	2835.0	-	-	-
23	-	-	HH86H	2643671 R1	0.79	18.0	Std. Wall XLPE Primary Cable	LIGHT GREEN	1520.0	-	10	H01-5313
24	-	-	HH86J	2643671 R1	0.79	18.0	Std. Wall XLPE Primary Cable	LIGHT GREEN	1520.0	-	23	H01-5313
25	-	-	HF86CB	2643671 R1	0.79	18.0	Std. Wall XLPE Primary Cable	LIGHT GREEN	2550.0	-	B	5300
25	-	-	HH86CB	2643671 R1	0.79	18.0	Std. Wall XLPE Primary Cable	LIGHT GREEN	1520.0	-	21	H01-5313
30	-	-	LG86AG	2643687 R1	1.91	14.0	Std. Wall XLPE Primary Cable	LIGHT GREEN	5027.0	-	B	H01-5500
31	-	-	HG62A	2643720 R1	0.79	18.0	Std. Wall XLPE Primary Cable	DARK BLUE	3772.0	-	X	-

Name	Terminal Part Number	V-Min	Name	Wire Part Number	Wire CSA	Wire Spec	Wire Material description	Wire Color Description	Wire Length	End2 Terminal Part Number	End2 Pin Name	End2 Connector
31	-	-	BF62A	2643720 R1	0.79	18.0	Std. Wall XLPE Primary Cable	DARK BLUE	2540.0	-	D	5125
32	-	-	HA63E	2643720 R1	0.79	18.0	Std. Wall XLPE Primary Cable	DARK BLUE	650.0	-	-	-
34	-	-	HF86BB	2643671 R1	0.79	18.0	Std. Wall XLPE Primary Cable	LIGHT GREEN	2550.0	-	A	5300
34	-	-	HH86BB	2643671 R1	0.79	18.0	Std. Wall XLPE Primary Cable	LIGHT GREEN	1520.0	-	8	H01-5313
37	-	-	HA63C	2643720 R1	0.79	18.0	Std. Wall XLPE Primary Cable	DARK BLUE	1340.0	-	R4-86	H01-5001B

Connector Name	5000
Part Number	3595621C1
Instances	Cab J1939 (250Kbps):Cab J1939 (250Kbps)
Mates	5000A

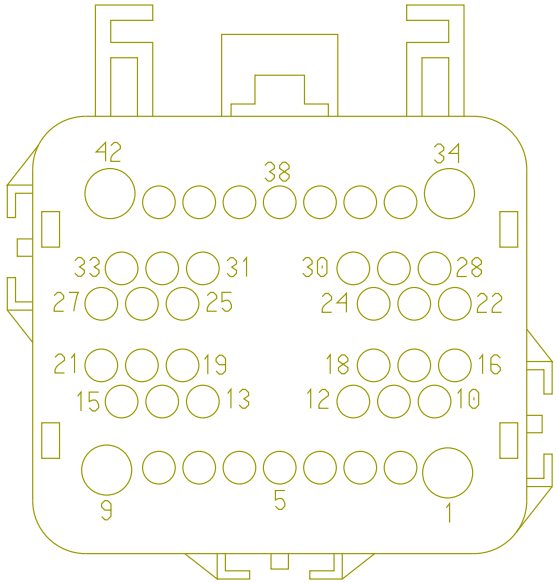

Name	Terminal Part Number	V-Min	Name	Wire Part Number	Wire CSA	Wire Spec	Wire Material description	Wire Color Description	Wire Length	End2 Terminal Part Number	End2 Pin Name	End2 Connect or
35	-	-	WIRE223956	-	0.0	-	-	-	0.0	-	PIN1	-
35	-	-	WIRE233665	-	0.0	-	-	-	0.0	-	G	5600
36	-	-	WIRE223957	-	0.0	-	-	-	0.0	-	PIN1	-
36	-	-	WIRE233666	-	0.0	-	-	-	0.0	-	F	5600

Connector Name	5001A
Part Number	4100324C1
Instances	LT/RH/LoneStar - X15/A26 - Sleeper PDM:Diagram1 Relays - Grid Management (W/Load Shed Sleeper Cab):Diagram1
Mates	Sleeper PDM - Relay Accessory

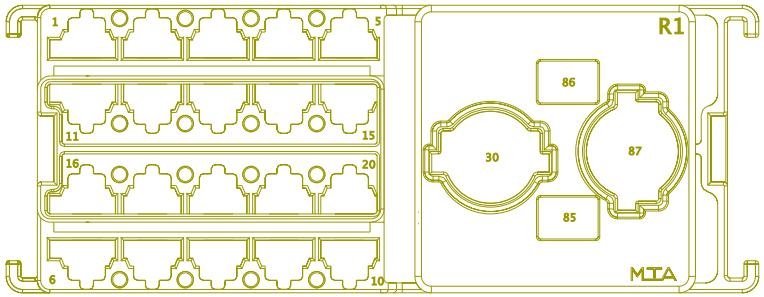

Name	Terminal Part Number	V-Min	Name	Wire Part Number	Wire CSA	Wire Spec	Wire Material description	Wire Color Description	Wire Length	End2 Terminal Part Number	End2 Pin Name	End2 Connector
1	-	-	HA12A	3510341 R1	0.79	18.0	Thin Wall XLPE Primary Cable	LIGHT BLUE	1310.0	-	-	-
2	-	-	HA14AE	2643686 R1	1.91	14.0	Std. Wall XLPE Primary Cable	RED	310.0	-	X	-
3	-	-	HA14AM	2643759 R1	0.79	18.0	Std. Wall XLPE Primary Cable	RED	310.0	-	X	-
5	-	-	HA14AH	2643695 R1	3.01	12.0	Std. Wall XLPE Primary Cable	RED	310.0	-	X	-

Name	Terminal Part Number	V-Min	Name	Wire Part Number	Wire CSA	Wire Spec	Wire Material description	Wire Color Description	Wire Length	End2 Terminal Part Number	End2 Pin Name	End2 Connector
6	-	-	BA75AL	3510302 R1	3.01	12.0	Thin Wall XLPE Primary Cable	LIGHT GREEN	3717.0	-	-	-
6	-	-	ZE75AL	3510302 R1	3.01	12.0	Thin Wall XLPE Primary Cable	LIGHT GREEN	3717.0	-	-	-
7	-	-	GV75WA	2643760 R1	1.16	16.0	Std. Wall XLPE Primary Cable	RED	1335.0	-	-	-
7	-	-	ZE75WA	2643760 R1	1.16	16.0	Std. Wall XLPE Primary Cable	RED	1335.0	-	-	-
7	-	-	ZC75WA	2643760 R1	1.16	16.0	Std. Wall XLPE Primary Cable	RED	1335.0	-	-	-
7	-	-	GS75WA	2643760 R1	1.16	16.0	Std. Wall XLPE Primary Cable	RED	1335.0	-	-	-
9	-	-	HH86AP	2643678 R1	1.16	16.0	Std. Wall XLPE Primary Cable	LIGHT GREEN	585.0	-	-	-
10	-	-	JL86SBB	2643678 R1	1.16	16.0	Std. Wall XLPE Primary Cable	LIGHT GREEN	5862.0	-	-	-

Name	Terminal Part Number	V-Min	Name	Wire Part Number	Wire CSA	Wire Spec	Wire Material description	Wire Color Description	Wire Length	End2 Terminal Part Number	End2 Pin Name	End2 Connector
10	-	-	ZL86M	2643678 R1	1.16	16.0	Std. Wall XLPE Primary Cable	LIGHT GREEN	505.0	-	-	-
10	-	-	JN86SBB	2643678 R1	1.16	16.0	Std. Wall XLPE Primary Cable	LIGHT GREEN	5677.0	-	-	-
11	-	-	HG12B	3510347 R1	0.79	18.0	Thin Wall XLPE Primary Cable	VIOLET	3257.0	-	-	-
12	-	-	HA86SB	2643687 R1	1.91	14.0	Std. Wall XLPE Primary Cable	LIGHT GREEN	600.0	-	-	-
13	-	-	RH182A	2643759 R1	0.79	18.0	Std. Wall XLPE Primary Cable	RED	2115.0	-	-	-
15	-	-	HG75C	2643753 R1	3.01	12.0	Std. Wall XLPE Primary Cable	LIGHT GREEN	3542.0	-	-	-
16	-	-	HA14AC	2643695 R1	3.01	12.0	Std. Wall XLPE Primary Cable	RED	470.0	-	X	-
17	-	-	HA14AD	2643686 R1	1.91	14.0	Std. Wall XLPE Primary Cable	RED	470.0	-	X	-

Name	Terminal Part Number	V-Min	Name	Wire Part Number	Wire CSA	Wire Spec	Wire Material description	Wire Color Description	Wire Length	End2 Terminal Part Number	End2 Pin Name	End2 Connector
19	-	-	HA14AG	2643760 R1	1.16	16.0	Std. Wall XLPE Primary Cable	RED	310.0	-	X	-
20	-	-	HA14AF	2643760 R1	1.16	16.0	Std. Wall XLPE Primary Cable	RED	310.0	-	X	-
R1 - 30	-	-	HA14AB	2643701 R1	7.48	8.0	Std. Wall XLPE Primary Cable	RED	470.0	-	-	-
R1 - 85	-	-	HA166BB	3510311 R1	0.79	18.0	Thin Wall XLPE Primary Cable	GREY	1310.0	-	40	5000
R1 - 86	-	-	HA166BC	3510311 R1	0.79	18.0	Thin Wall XLPE Primary Cable	GREY	1310.0	-	41	5000
R1 - 87	-	-	HA14AK	2643701 R1	7.48	8.0	Std. Wall XLPE Primary Cable	RED	316.0	-	-	-

Connector Name 5001B
Part Number 4100325C1
Instances LT/RH/LoneStar - X15/A26 - Sleeper PDM:Diagram1
Mates SLEEPER PDM

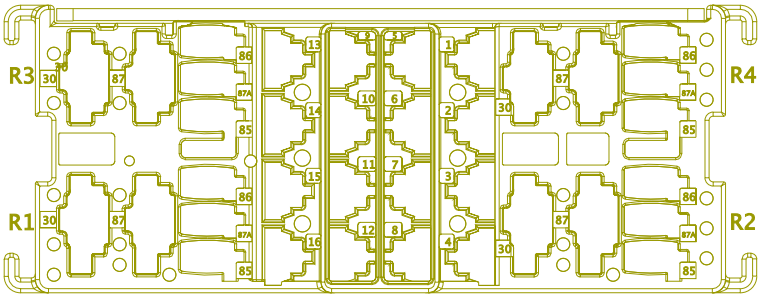

Name	Terminal Part Number	V-Min	Name	Wire Part Number	Wire CSA	Wire Spec	Wire Material description	Wire Color Description	Wire Length	End2 Terminal Part Number	End2 Pin Name	End2 Connector
2	-	-	HA14AJ	2643695 R1	3.01	12.0	Std. Wall XLPE Primary Cable	RED	340.0	-	X	-
5	-	-	HA63DV	2643720 R1	0.79	18.0	Std. Wall XLPE Primary Cable	DARK BLUE	0.0	-	-	-
6	-	-	ZM63K	2643720 R1	0.79	18.0	Std. Wall XLPE Primary Cable	DARK BLUE	5857.0	-	-	-
7	-	-	HB86AG	2643753 R1	3.01	12.0	Std. Wall XLPE Primary Cable	LIGHT GREEN	4267.0	-	-	-

Name	Terminal Part Number	V-Min	Name	Wire Part Number	Wire CSA	Wire Spec	Wire Material description	Wire Color Description	Wire Length	End2 Terminal Part Number	End2 Pin Name	End2 Connector
7	-	-	LF86AG	2643753 R1	3.01	12.0	Std. Wall XLPE Primary Cable	LIGHT GREEN	2332.0	-	-	-
8	-	-	GV75WB	3510365 R1	0.79	18.0	Thin Wall XLPE Primary Cable	RED	1365.0	-	-	-
8	-	-	ZE75WB	3510365 R1	0.79	18.0	Thin Wall XLPE Primary Cable	RED	1365.0	-	-	-
8	-	-	GX75WB	3510365 R1	0.79	18.0	Thin Wall XLPE Primary Cable	RED	1365.0	-	-	-
10	-	-	HA14AL	2643695 R1	3.01	12.0	Std. Wall XLPE Primary Cable	RED	340.0	-	X	-
13	-	-	JH76	2643671 R1	0.79	18.0	Std. Wall XLPE Primary Cable	LIGHT GREEN	6417.0	-	-	-
14	-	-	ZM63V	2643720 R1	0.79	18.0	Std. Wall XLPE Primary Cable	DARK BLUE	1840.0	-	-	-
15	-	-	LE14VAF	2643760 R1	1.16	16.0	Std. Wall XLPE Primary Cable	RED	895.0	-	-	-

Name	Terminal Part Number	V-Min	Name	Wire Part Number	Wire CSA	Wire Spec	Wire Material description	Wire Color Description	Wire Length	End2 Terminal Part Number	End2 Pin Name	End2 Connector
15	-	-	LD14VAF	2643760 R1	1.16	16.0	Std. Wall XLPE Primary Cable	RED	945.0	-	-	-
16	-	-	ZK63U	2643720 R1	0.79	18.0	Std. Wall XLPE Primary Cable	DARK BLUE	565.0	-	-	-
16	-	-	ZW63SB	2643720 R1	0.79	18.0	Std. Wall XLPE Primary Cable	DARK BLUE	1540.0	-	-	-

Connector Name	5002A
Part Number	4108438C1
Instances	LT/RH/LoneStar - X15/A26 - Sleeper Ground Splice Packs - 5007:Diagram1 LT/RH/LoneStar - X15/A26 - Sleeper PDM:Diagram1
Mates	5002

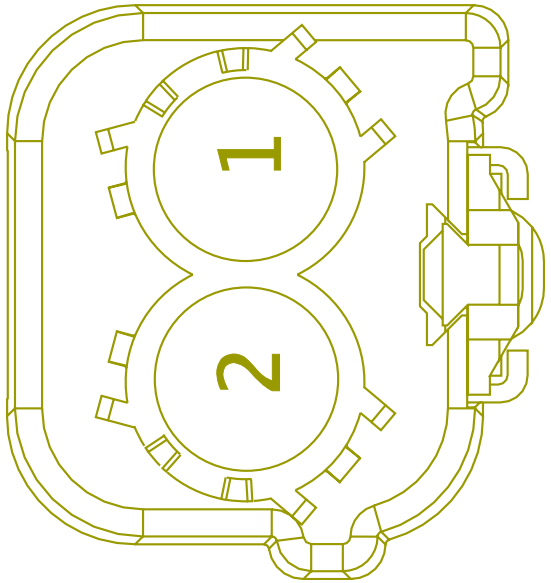

Name	Terminal Part Number	V-Min	Name	Wire Part Number	Wire CSA	Wire Spec	Wire Material description	Wire Color Description	Wire Length	End2 Terminal Part Number	End2 Pin Name	End2 Connect or
1	-	-	HA11-G	2643790 R1	12.52	6.0	Std. Wall XLPE Battery Cable	WHITE	1025.0	-	1	5004
2	-	-	HA14AA	2643702 R1	12.52	6.0	Std. Wall XLPE Battery Cable	RED	845.0	-	X	-

Connector Name	5002
Part Number	4108436C1
Instances	LT/RH/LoneStar - X15/A26 - Sleeper Ground Splice Packs - 5007:Diagram1 LT/RH/LoneStar - X15/A26 - Sleeper PDM:Diagram1
Mates	5002A



Name	Terminal Part Number	V-Min	Name	Wire Part Number	Wire CSA	Wire Spec	Wire Material description	Wire Color Description	Wire Length	End2 Terminal Part Number	End2 Pin Name	End2 Connect or
1	-	-	RP11-G	2643789 R1	7.48	8.0	Std. Wall XLPE Primary Cable	WHITE	2230.0	-	-	-
2	-	-	RP14W	2643701 R1	7.48	8.0	Std. Wall XLPE Primary Cable	RED	2817.0	-	-	-

Connector Name	5006
Part Number	1661197C1
Instances	LT/RH/LoneStar - X15/A26 - DC/AC Inverter:Diagram1
Mates	VD_POWER_PANEL_GND_2042-01 -01

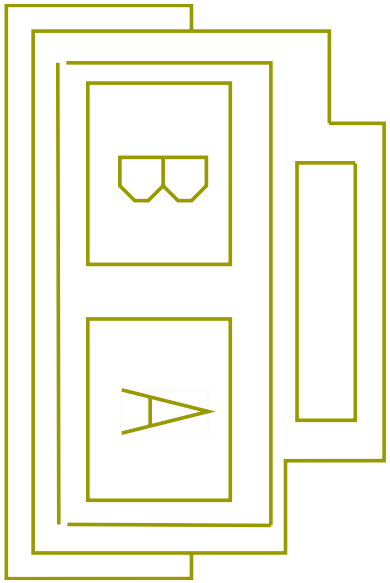

Name	Terminal Part Number	V-Min	Name	Wire Part Number	Wire CSA	Wire Spec	Wire Material description	Wire Color Description	Wire Length	End2 Terminal Part Number	End2 Pin Name	End2 Connect or
B	-	-	JD11-GSP	2643689 R1	1.91	14.0	Std. Wall XLPE Primary Cable	WHITE	1900.0	-	-	-

Connector Name	5007A
Part Number	3613769C1
Instances	LT/RH/LoneStar - X15/A26 - Sleeper Ground Splice Packs - 5007:Diagram1
Mates	SP-GROUND_1-0003-00-10-H0A



Name	Terminal Part Number	V-Min	Name	Wire Part Number	Wire CSA	Wire Spec	Wire Material description	Wire Color Description	Wire Length	End2 Terminal Part Number	End2 Pin Name	End2 Connect or
1	-	-	ZT11-GM1	3510363 R1	4.81	10.0	Thin Wall XLPE Primary Cable	WHITE	155.0	-	X	-
1	-	-	ZS11-GM1	3510363 R1	4.81	10.0	Thin Wall XLPE Primary Cable	WHITE	215.0	-	X	-
1	-	-	ZP11-GM1	3510363 R1	4.81	10.0	Thin Wall XLPE Primary Cable	WHITE	175.0	-	X	-
2	-	-	HM58-G	3510360 R1	1.16	16.0	Thin Wall XLPE Primary Cable	WHITE	2145.0	-	-	-

Name	Terminal Part Number	V-Min	Name	Wire Part Number	Wire CSA	Wire Spec	Wire Material description	Wire Color Description	Wire Length	End2 Terminal Part Number	End2 Pin Name	End2 Connector
3	-	-	HH86-GH	2643678 R1	1.16	16.0	Std. Wall XLPE Primary Cable	LIGHT GREEN	540.0	-	-	-
4	-	-	HE65-GE	2643681 R1	1.16	16.0	Std. Wall XLPE Primary Cable	WHITE	2145.0	-	-	-
5	-	-	HW86-GHW	2643671 R1	0.79	18.0	Std. Wall XLPE Primary Cable	LIGHT GREEN	1845.0	-	-	-
6	-	-	HB86-GK	3510363 R1	4.81	10.0	Thin Wall XLPE Primary Cable	WHITE	4217.0	-	-	-
6	-	-	LG86-GK	3510363 R1	4.81	10.0	Thin Wall XLPE Primary Cable	WHITE	4217.0	-	-	-
6	-	-	LF86-GK	3510363 R1	4.81	10.0	Thin Wall XLPE Primary Cable	WHITE	2282.0	-	-	-
7	-	-	JD11-GSP	2643689 R1	1.91	14.0	Std. Wall XLPE Primary Cable	WHITE	1900.0	-	-	-
8	-	-	ZK63-GU	2643674 R1	0.79	18.0	Std. Wall XLPE Primary Cable	WHITE	2145.0	-	-	-

Name	Terminal Part Number	V-Min	Name	Wire Part Number	Wire CSA	Wire Spec	Wire Material description	Wire Color Description	Wire Length	End2 Terminal Part Number	End2 Pin Name	End2 Connector
10	-	-	JP11-GT	2643689 R1	1.91	14.0	Std. Wall XLPE Primary Cable	WHITE	105.0	-	-	-
11	-	-	HZ11-GMB	2643674 R1	0.79	18.0	Std. Wall XLPE Primary Cable	WHITE	2450.0	-	-	-
11	-	-	HT11-GSD	2643674 R1	0.79	18.0	Std. Wall XLPE Primary Cable	WHITE	2450.0	-	-	-
11	-	-	RF11-GMB	2643674 R1	0.79	18.0	Std. Wall XLPE Primary Cable	WHITE	1455.0	-	-	-
11	-	-	JZ11-GMB	2643674 R1	0.79	18.0	Std. Wall XLPE Primary Cable	WHITE	1555.0	-	-	-
11	-	-	JB11-GMB	2643674 R1	0.79	18.0	Std. Wall XLPE Primary Cable	WHITE	1455.0	-	-	-
11	-	-	JA11-GME	2643674 R1	0.79	18.0	Std. Wall XLPE Primary Cable	WHITE	685.0	-	-	-
12	-	-	JK76-G	2643674 R1	0.79	18.0	Std. Wall XLPE Primary Cable	WHITE	2145.0	-	-	-

Name	Terminal Part Number	V-Min	Name	Wire Part Number	Wire CSA	Wire Spec	Wire Material description	Wire Color Description	Wire Length	End2 Terminal Part Number	End2 Pin Name	End2 Connector
12	-	-	JM76-G	2643674 R1	0.79	18.0	Std. Wall XLPE Primary Cable	WHITE	2145.0	-	-	-
12	-	-	JH76-G	2643674 R1	0.79	18.0	Std. Wall XLPE Primary Cable	WHITE	6367.0	-	-	-
13	-	-	ZC75-GA	2643681 R1	1.16	16.0	Std. Wall XLPE Primary Cable	WHITE	1315.0	-	-	-
13	-	-	MK75WG	2643674 R1	0.79	18.0	Std. Wall XLPE Primary Cable	WHITE	1315.0	-	-	-
13	-	-	MJ75WK	2643681 R1	1.16	16.0	Std. Wall XLPE Primary Cable	WHITE	515.0	-	-	-
13	-	-	ZE75-GSX	2643689 R1	1.91	14.0	Std. Wall XLPE Primary Cable	WHITE	160.0	-	-	-
13	-	-	BD75-GSX	2643689 R1	1.91	14.0	Std. Wall XLPE Primary Cable	WHITE	160.0	-	-	-
13	-	-	BF75-GSX	2643689 R1	1.91	14.0	Std. Wall XLPE Primary Cable	WHITE	160.0	-	-	-

Name	Terminal Part Number	V-Min	Name	Wire Part Number	Wire CSA	Wire Spec	Wire Material description	Wire Color Description	Wire Length	End2 Terminal Part Number	End2 Pin Name	End2 Connector
14	-	-	JN86-GSB	2643681 R1	1.16	16.0	Std. Wall XLPE Primary Cable	WHITE	5657.0	-	-	-
14	-	-	ZL86-GSB	2643681 R1	1.16	16.0	Std. Wall XLPE Primary Cable	WHITE	5657.0	-	-	-
14	-	-	JL86-GSB	2643681 R1	1.16	16.0	Std. Wall XLPE Primary Cable	WHITE	5842.0	-	-	-

Connector Name	5007B
Part Number	3613769C1
Instances	LT/RH/LoneStar - X15/A26 - Sleeper Ground Splice Packs - 5007:Diagram1
Mates	SP-GROUND_2-0003-00-10-H0A



Name	Terminal Part Number	V-Min	Name	Wire Part Number	Wire CSA	Wire Spec	Wire Material description	Wire Color Description	Wire Length	End2 Terminal Part Number	End2 Pin Name	End2 Connect or
1	-	-	ZT11-GM2	3510363 R1	4.81	10.0	Thin Wall XLPE Primary Cable	WHITE	105.0	-	X	-
1	-	-	ZS11-GM2	3510363 R1	4.81	10.0	Thin Wall XLPE Primary Cable	WHITE	45.0	-	X	-
1	-	-	ZP11-GM2	3510363 R1	4.81	10.0	Thin Wall XLPE Primary Cable	WHITE	85.0	-	X	-
2	-	-	LD63-GSE	2643720 R1	0.79	18.0	Std. Wall XLPE Primary Cable	DARK BLUE	1265.0	-	X	-

Name	Terminal Part Number	V-Min	Name	Wire Part Number	Wire CSA	Wire Spec	Wire Material description	Wire Color Description	Wire Length	End2 Terminal Part Number	End2 Pin Name	End2 Connector
2	-	-	LE63-GSE	2643720 R1	0.79	18.0	Std. Wall XLPE Primary Cable	DARK BLUE	1305.0	-	X	-
3	-	-	HG75-GBB	3510299 R1	0.79	18.0	Thin Wall XLPE Primary Cable	LIGHT GREEN	3237.0	-	-	-
4	-	-	AE11-GB	3510360 R1	1.16	16.0	Thin Wall XLPE Primary Cable	WHITE	1410.0	-	-	-
5	-	-	RH11-GA	2643674 R1	0.79	18.0	Std. Wall XLPE Primary Cable	WHITE	1875.0	-	-	-
6	-	-	DG11-GA	2643674 R1	0.79	18.0	Std. Wall XLPE Primary Cable	WHITE	0.0	-	-	-

Connector Name	5010
Part Number	3538634C1
Instances	Telematics J1708:Telematics J1708
Mates	1970

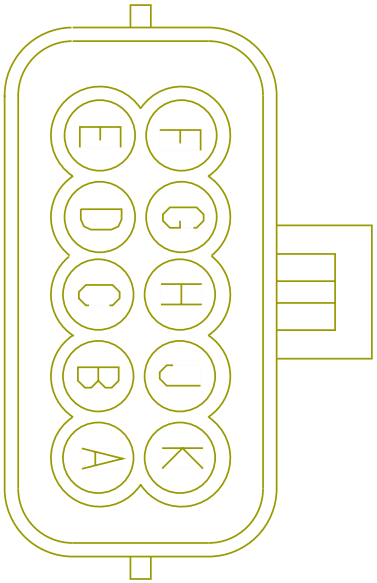

Name	Terminal Part Number	V-Min	Name	Wire Part Number	Wire CSA	Wire Spec	Wire Material description	Wire Color Description	Wire Length	End2 Terminal Part Number	End2 Pin Name	End2 Connect or
C	-	-	WIRE490322	-	0.0	-	-	-	0.0	-	5	5020
C	-	-	WIRE490323	-	0.0	-	-	-	0.0	-	B	5900
C	-	-	WIRE490324	-	0.0	-	-	-	0.0	-	F	5902
C	-	-	WIRE490325	-	0.0	-	-	-	0.0	-	5	5906
C	-	-	WIRE490326	-	0.0	-	-	-	0.0	-	G	5909
C	-	-	WIRE490327	-	0.0	-	-	-	0.0	-	B	5927
D	-	-	WIRE490316	-	0.0	-	-	-	0.0	-	4	5020
D	-	-	WIRE490317	-	0.0	-	-	-	0.0	-	A	5900

Name	Terminal Part Number	V-Min	Name	Wire Part Number	Wire CSA	Wire Spec	Wire Material description	Wire Color Description	Wire Length	End2 Terminal Part Number	End2 Pin Name	End2 Connect or
D	-	-	WIRE490318	-	0.0	-	-	-	0.0	-	E	5902
D	-	-	WIRE490319	-	0.0	-	-	-	0.0	-	6	5906
D	-	-	WIRE490320	-	0.0	-	-	-	0.0	-	F	5909
D	-	-	WIRE490321	-	0.0	-	-	-	0.0	-	A	5927

Connector Name	5010
Part Number	3538634C1
Short Description	SATELLITE COMMUNICATION
Instances	LT/RH/LoneStar - X15/A26 - Telematics (DRIVERTECH DAYCAB W/ J1939):Diagram1 LT/RH/LoneStar - X15/A26 - Telematics (DRIVERTECH SLEEPER W/ J1939):Diagram1 LT/RH/LoneStar - X15/A26 - Telematics (PEOPLE NET SLEEPER):Diagram1 LT/RH/LoneStar - X15/A26 - Telematics (QUALCOMM MCT w/ TRACS):Diagram1 LT/RH/LoneStar - X15/A26 - Telematics (QUALCOMM MCT w/o Tracs):Diagram1 LT/RH/LoneStar - X15/A26 - Telematics (TRIPMASTER SLEEPER):Diagram1 LT/RH/LoneStar - X15/A26 - Telematics QUALCOMM IMCT DAYCAB With MVPC:Diagram1 LT/RH/LoneStar - X15/A26 - Telematics QUALCOMM IMCT DAYCAB With MVPC & PANIC BUTTON:Diagram1 LT/RH/LoneStar - X15/A26 - Telematics QUALCOMM IMCT DAYCAB With PANIC BUTTON:Diagram2 LT/RH/LoneStar - X15/A26 - Telematics QUALCOMM IMCT MD:Diagram2 LT/RH/LoneStar - X15/A26 - Telematics QUALCOMM TMCT:Diagram1 LT/RH/LoneStar - X15/A26 - Telematics QUALCOMM TMCT With PANIC BUTTON:Diagram1
Mates	1970

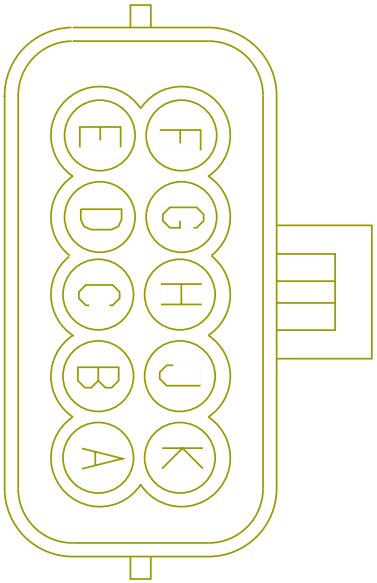

Name	Terminal Part Number	V-Min	Name	Wire Part Number	Wire CSA	Wire Spec	Wire Material description	Wire Color Description	Wire Length	End2 Terminal Part Number	End2 Pin Name	End2 Connector
A	-	-	GD14ED	2643759 R1	0.79	18.0	Std. Wall XLPE Primary Cable	RED	5632.0	-	A	H01-5909
A	-	-	RF14ED	2643759 R1	0.79	18.0	Std. Wall XLPE Primary Cable	RED	3177.0	-	C	H01-5530

Name	Terminal Part Number	V-Min	Name	Wire Part Number	Wire CSA	Wire Spec	Wire Material description	Wire Color Description	Wire Length	End2 Terminal Part Number	End2 Pin Name	End2 Connector
A	-	-	14ED	2643759 R1	0.79	18.0	Std. Wall XLPE Primary Cable	RED	2245.0	-	A	W01-5909
A	-	-	JZ14ED	2643759 R1	0.79	18.0	Std. Wall XLPE Primary Cable	RED	3077.0	-	X	-
A	-	-	HL14ED	2643759 R1	0.79	18.0	Std. Wall XLPE Primary Cable	RED	3177.0	-	C	5900
A	-	-	HT14SD	2643759 R1	0.79	18.0	Std. Wall XLPE Primary Cable	RED	3382.0	-	E	H01-5927
A	-	-	HZ14ED	2643759 R1	0.79	18.0	Std. Wall XLPE Primary Cable	RED	3382.0	-	B	5902
B	-	-	GD13EE	2643794 R1	0.79	18.0	Std. Wall XLPE Primary Cable	PINK	5632.0	-	E	H01-5909
B	-	-	RF13EE	2643794 R1	0.79	18.0	Std. Wall XLPE Primary Cable	PINK	3177.0	-	E	H01-5530
B	-	-	13EE	2643794 R1	0.79	18.0	Std. Wall XLPE Primary Cable	PINK	2245.0	-	E	W01-5909

Name	Terminal Part Number	V-Min	Name	Wire Part Number	Wire CSA	Wire Spec	Wire Material description	Wire Color Description	Wire Length	End2 Terminal Part Number	End2 Pin Name	End2 Connector
B	-	-	JZ13EE	2643794 R1	0.79	18.0	Std. Wall XLPE Primary Cable	PINK	3577.0	-	E	H01-5907
B	-	-	JA13EE	2643794 R1	0.79	18.0	Std. Wall XLPE Primary Cable	PINK	630.0	-	X	-
B	-	-	JB13EE	2643794 R1	0.79	18.0	Std. Wall XLPE Primary Cable	PINK	3177.0	-	E	5900
B	-	-	HT13SD	2643794 R1	0.79	18.0	Std. Wall XLPE Primary Cable	PINK	3382.0	-	C	H01-5927
B	-	-	HZ13EE	2643794 R1	0.79	18.0	Std. Wall XLPE Primary Cable	PINK	3382.0	-	A	5902
E	-	-	JZ98F	2643670 R1	0.79	18.0	Std. Wall XLPE Primary Cable	BLACK	3577.0	-	F	H01-5907
E	-	-	HL98F	2643670 R1	0.79	18.0	Std. Wall XLPE Primary Cable	BLACK	3177.0	-	F	5900
E	-	-	HZ98F	2643670 R1	0.79	18.0	Std. Wall XLPE Primary Cable	BLACK	3382.0	-	C	5902

Name	Terminal Part Number	V-Min	Name	Wire Part Number	Wire CSA	Wire Spec	Wire Material description	Wire Color Description	Wire Length	End2 Terminal Part Number	End2 Pin Name	End2 Connect or
F	-	-	GD11-GMB	2643674 R1	0.79	18.0	Std. Wall XLPE Primary Cable	WHITE	5632.0	-	C	H01-5909
F	-	-	11-GMB	2643674 R1	0.79	18.0	Std. Wall XLPE Primary Cable	WHITE	2245.0	-	C	W01-5909
F	-	-	HY11-GSC	2643674 R1	0.79	18.0	Std. Wall XLPE Primary Cable	WHITE	3177.0	-	A	H01-5901
J	-	-	HT70E	2643675 R1	0.79	18.0	Std. Wall XLPE Primary Cable	ORANGE	3382.0	-	G	H01-5927
K	-	-	HT50S	2643801 R1	0.79	18.0	Std. Wall XLPE Primary Cable	YELLOW 2	3382.0	-	F	H01-5927

Connector Name	5011F
Part Number	3540613C1
Short Description	REMOTE RADIO AND TWEETER
Instances	LT/RH/LoneStar - X15/A26 - Radio N/ Steering Wheel Pod W/ Remote:Diagram1 LT/RH/LoneStar - X15/A26 - Radio W/Steering Wheel Pod W/ Remote:Diagram1 LT/RH/LoneStar - X15/A26 - Radio(Bluetooth) W/Steering Wheel W/Remote W/MIC:Diagram1
Mates	5011M

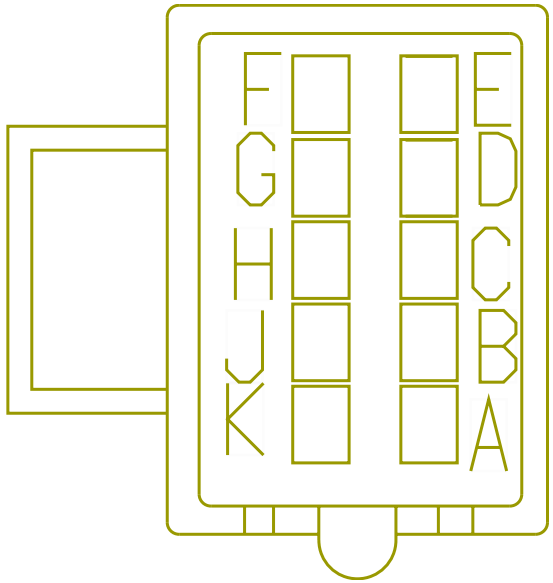

Name	Terminal Part Number	V-Min	Name	Wire Part Number	Wire CSA	Wire Spec	Wire Material description	Wire Color Description	Wire Length	End2 Terminal Part Number	End2 Pin Name	End2 Connect or
A	-	-	HW86R	2643671 R1	0.79	18.0	Std. Wall XLPE Primary Cable	LIGHT GREEN	2610.0	-	B	5303
B	-	-	HW86AE	2643671 R1	0.79	18.0	Std. Wall XLPE Primary Cable	LIGHT GREEN	2610.0	-	F	5303
E	-	-	HW86F	2643671 R1	0.79	18.0	Std. Wall XLPE Primary Cable	LIGHT GREEN	2610.0	-	A	5303

Connector Name	5011F
Part Number	3540613C1
Short Description	REMOTE RADIO AND TWEETER
Instances	LT/RH LoneStar - X15/A26 - Speakers:Speakers N/BT W/AMP N/QC:Diagram1 LT/RH LoneStar - X15/A26 - Speakers:Speakers W/BT W/AMP N/QC:Diagram1
Mates	5011M

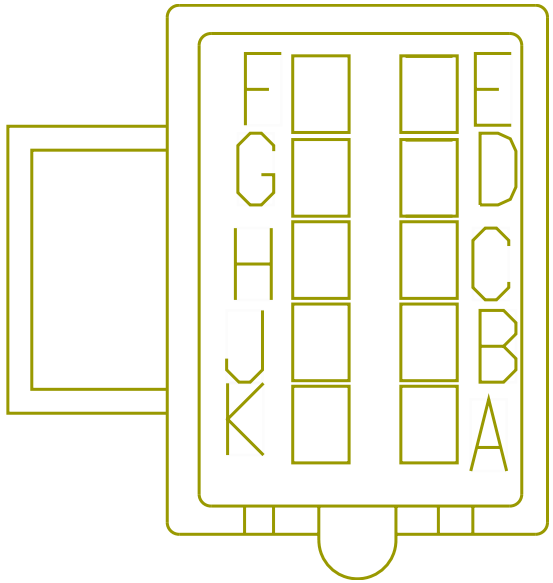

Name	Terminal Part Number	V-Min	Name	Wire Part Number	Wire CSA	Wire Spec	Wire Material description	Wire Color Description	Wire Length	End2 Terminal Part Number	End2 Pin Name	End2 Connector
F	-	-	JT86AR	2643671 R1	0.79	18.0	Std. Wall XLPE Primary Cable	LIGHT GREEN	1595.0	-	3	H01-5313
G	-	-	JT86AS	2643671 R1	0.79	18.0	Std. Wall XLPE Primary Cable	LIGHT GREEN	1595.0	-	16	H01-5313
H	-	-	JT86AT	2643671 R1	0.79	18.0	Std. Wall XLPE Primary Cable	LIGHT GREEN	1595.0	-	4	H01-5313
J	-	-	JT86AU	2643671 R1	0.79	18.0	Std. Wall XLPE Primary Cable	LIGHT GREEN	1595.0	-	17	H01-5313

Connector Name	5011M
Part Number	3540612C1
Short Description	SLEEPER REMOTE/AMP
Instances	LT/RH/LoneStar - X15/A26 - Radio N/ Steering Wheel Pod W/ Remote:Diagram1 LT/RH/LoneStar - X15/A26 - Radio W/Steering Wheel Pod W/ Remote:Diagram1 LT/RH/LoneStar - X15/A26 - Radio(Bluetooth) W/Steering Wheel W/Remote W/MIC:Diagram1
Mates	5011F

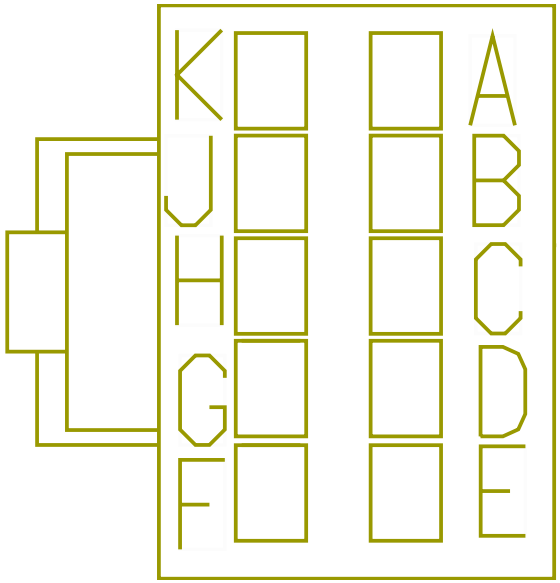

Name	Terminal Part Number	V-Min	Name	Wire Part Number	Wire CSA	Wire Spec	Wire Material description	Wire Color Description	Wire Length	End2 Terminal Part Number	End2 Pin Name	End2 Connect or
A	-	-	MZ86R	3510298 R1	0.53	20.0	Thin Wall XLPE Primary Cable	LIGHT GREEN	3440.0	-	-	-
B	-	-	MZ86AE	3510299 R1	0.79	18.0	Thin Wall XLPE Primary Cable	LIGHT GREEN	2870.0	-	4	A02-1300
E	-	-	MZ86F	3510335 R1	0.79	18.0	Thin Wall XLPE Primary Cable	YELLOW 2	2590.0	-	X	-

Connector Name	5011M
Part Number	3540612C1
Short Description	SLEEPER REMOTE/AMP
Instances	LT/RH LoneStar - X15/A26 - Speakers:Speakers N/BT W/AMP N/QC:Diagram1 LT/RH LoneStar - X15/A26 - Speakers:Speakers W/BT W/AMP N/QC:Diagram1
Mates	5011F

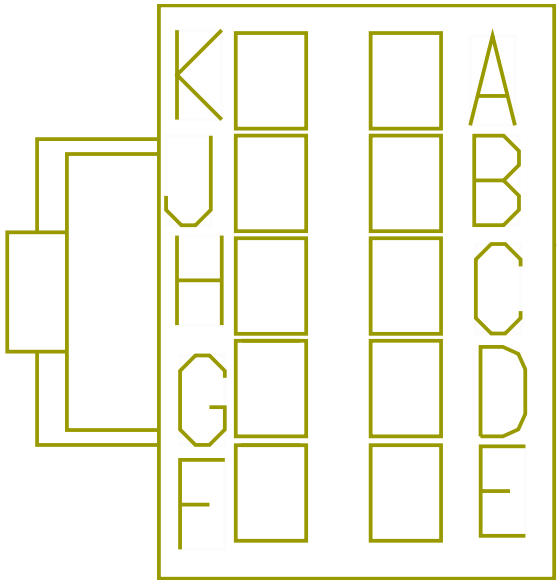

Name	Terminal Part Number	V-Min	Name	Wire Part Number	Wire CSA	Wire Spec	Wire Material description	Wire Color Description	Wire Length	End2 Terminal Part Number	End2 Pin Name	End2 Connect or
F	-	-	MX86AR	3510299 R1	0.79	18.0	Thin Wall XLPE Primary Cable	LIGHT GREEN	2340.0	-	A	A02-1051
G	-	-	MX86AS	3510299 R1	0.79	18.0	Thin Wall XLPE Primary Cable	LIGHT GREEN	2340.0	-	B	A02-1051
H	-	-	MX86AT	3510299 R1	0.79	18.0	Thin Wall XLPE Primary Cable	LIGHT GREEN	3480.0	-	A	A02-1050
J	-	-	MX86AU	3510299 R1	0.79	18.0	Thin Wall XLPE Primary Cable	LIGHT GREEN	3480.0	-	B	A02-1050

Connector Name	5020
Part Number	3553404C1
Instances	LT/RH/LoneStar - X15/A26 - Telematics (PEOPLE NET DAYCAB):Diagram1 LT/RH/LoneStar - X15/A26 - Telematics (PEOPLE NET SLEEPER):Diagram1 Telematics J1708:Telematics J1708
Mates	MODU-PEOPLENET_VID-2035-05 -05A

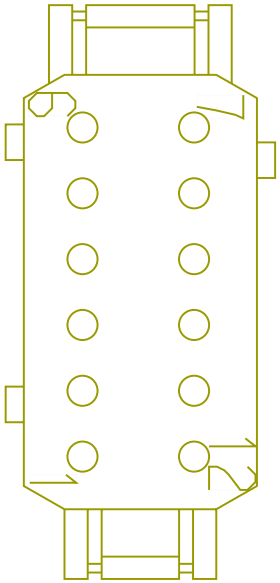

Name	Terminal Part Number	V-Min	Name	Wire Part Number	Wire CSA	Wire Spec	Wire Material description	Wire Color Description	Wire Length	End2 Terminal Part Number	End2 Pin Name	End2 Connect or
4	-	-	-	-	-	-	-	-	-	-	-	-
4	-	-	WIRE490316	-	0.0	-	-	-	0.0	-	D	5010
5	-	-	-	-	-	-	-	-	-	-	-	-
5	-	-	WIRE490322	-	0.0	-	-	-	0.0	-	C	5010

Connector Name	5102
Part Number	2031871C1
Short Description	ROOF HARNESS
Instances	LT/RH/LoneStar - X15/A26 - Lighting Sleeper Dome:Diagram1 LT/RH/LoneStar - X15/A26 - Rear Interior Dimming (Accent Light):Diagram1 LT/RH/LoneStar - X15/A26 - Rear Interior Dimming (Accent/ Mood):Diagram1
Mates	5102



Name	Terminal Part Number	V-Min	Name	Wire Part Number	Wire CSA	Wire Spec	Wire Material description	Wire Color Description	Wire Length	End2 Terminal Part Number	End2 Pin Name	End2 Connect or
A	-	-	HA63HB	2643721 R1	1.16	16.0	Std. Wall XLPE Primary Cable	DARK BLUE	805.0	-	1	1000
A	-	-	HA63HB	2643721 R1	1.16	16.0	Std. Wall XLPE Primary Cable	DARK BLUE	805.0	-	G	5125
B	-	-	HA63-GB	2643681 R1	1.16	16.0	Std. Wall XLPE Primary Cable	WHITE	730.0	-	-	-
B	-	-	HA63-GB	2643681 R1	1.16	16.0	Std. Wall XLPE Primary Cable	WHITE	730.0	-	X	-

Name	Terminal Part Number	V-Min	Name	Wire Part Number	Wire CSA	Wire Spec	Wire Material description	Wire Color Description	Wire Length	End2 Terminal Part Number	End2 Pin Name	End2 Connect or
C	-	-	HA63D	2643720 R1	0.79	18.0	Std. Wall XLPE Primary Cable	DARK BLUE	2415.0	-	3	1000
E	-	-	HA109SB	2643673 R1	0.79	18.0	Std. Wall XLPE Primary Cable	GREY	1130.0	-	X	-
F	-	-	HA63EB	2643720 R1	0.79	18.0	Std. Wall XLPE Primary Cable	DARK BLUE	1030.0	-	X	-

Connector Name	5102
Part Number	2031872C1
Short Description	SLEEPER ROOF PANEL
Instances	LT/RH/LoneStar - X15/A26 - Lighting Sleeper Dome:Diagram1 LT/RH/LoneStar - X15/A26 - Rear Interior Dimming (Accent Light):Diagram1 LT/RH/LoneStar - X15/A26 - Rear Interior Dimming (Accent/ Mood):Diagram1
Mates	5102

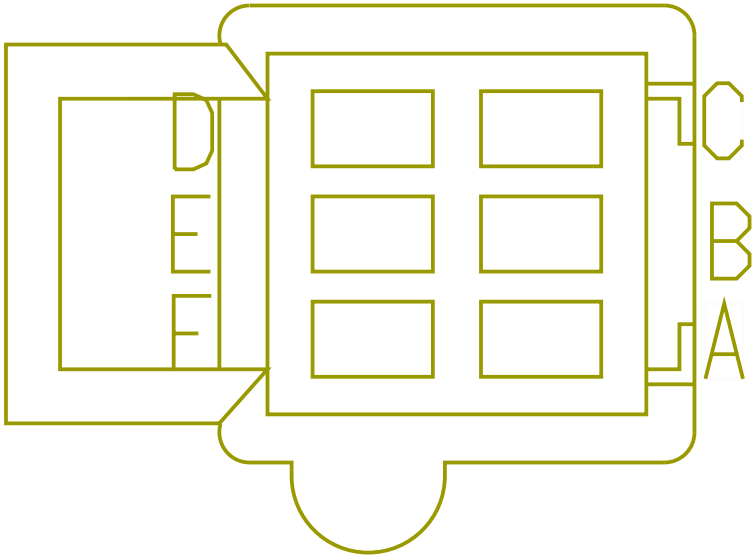

Name	Terminal Part Number	V-Min	Name	Wire Part Number	Wire CSA	Wire Spec	Wire Material description	Wire Color Description	Wire Length	End2 Terminal Part Number	End2 Pin Name	End2 Connect or
A	-	-	V63HB	2643720 R1	0.79	18.0	Std. Wall XLPE Primary Cable	DARK BLUE	1120.0	-	X	-
B	-	-	V63-GB	2643674 R1	0.79	18.0	Std. Wall XLPE Primary Cable	WHITE	1020.0	-	X	-
C	-	-	V63D	2643720 R1	0.79	18.0	Std. Wall XLPE Primary Cable	DARK BLUE	1695.0	-	A	5107
E	-	-	V9NCB	2643673 R1	0.79	18.0	Std. Wall XLPE Primary Cable	GREY	1695.0	-	D	5107

Name	Terminal Part Number	V-Min	Name	Wire Part Number	Wire CSA	Wire Spec	Wire Material description	Wire Color Description	Wire Length	End2 Terminal Part Number	End2 Pin Name	End2 Connector
F	-	-	V63EB	2643720 R1	0.79	18.0	Std. Wall XLPE Primary Cable	DARK BLUE	1695.0	-	C	5107

Connector Name	5107
Part Number	3541785C1
Instances	LT/RH/LoneStar - X15/A26 - Lighting Sleeper Dome:Diagram1
Mates	LT-DOME_SLPR-2003-02-02



Name	Terminal Part Number	V-Min	Name	Wire Part Number	Wire CSA	Wire Spec	Wire Material description	Wire Color Description	Wire Length	End2 Terminal Part Number	End2 Pin Name	End2 Connect or
A	-	-	V63D	2643720 R1	0.79	18.0	Std. Wall XLPE Primary Cable	DARK BLUE	1695.0	-	C	5102
B	-	-	V63-GA	2643674 R1	0.79	18.0	Std. Wall XLPE Primary Cable	WHITE	675.0	-	X	-
C	-	-	V63EB	2643720 R1	0.79	18.0	Std. Wall XLPE Primary Cable	DARK BLUE	1695.0	-	F	5102
D	-	-	V9NCB	2643673 R1	0.79	18.0	Std. Wall XLPE Primary Cable	GREY	1695.0	-	E	5102

Connector Name	5117
Part Number	1661889C1
Instances	LT/RH/LoneStar - X15/A26 - Air Shield Lighting w/ One Light:Diagram2 LT/RH/LoneStar - X15/A26 - Beacon/Strobe Light:Diagram2
Mates	5117



Name	Terminal Part Number	V-Min	Name	Wire Part Number	Wire CSA	Wire Spec	Wire Material description	Wire Color Description	Wire Length	End2 Terminal Part Number	End2 Pin Name	End2 Connect or
A	-	-	BLACK	-	0.0	-	-	-	1730.0	-	-	-
B	-	-	WHITE	-	0.0	-	-	-	1730.0	-	-	-

Connector Name	5117
Part Number	1661889C1
Short Description	AIR SHIELD LIGHT CONN
Instances	LT/RH/LoneStar - X15/A26 - Air Shield Lighting w/ One Light:Diagram1 LT/RH/LoneStar - X15/A26 - Beacon/Strobe Light:Diagram1
Mates	1906F



Name	Terminal Part Number	V-Min	Name	Wire Part Number	Wire CSA	Wire Spec	Wire Material description	Wire Color Description	Wire Length	End2 Terminal Part Number	End2 Pin Name	End2 Connect or
A	-	-	BLACK	-	0.0	-	-	-	1730.0	-	A	W09-5121
A	-	-	BLACK	-	0.0	-	-	-	1730.0	-	A	W22-5120-5121-SHIELD BEACON
B	-	-	WHITE	-	0.0	-	-	-	1730.0	-	A	W09-5120
B	-	-	WHITE	-	0.0	-	-	-	1730.0	-	B	W22-5120-5121-SHIELD BEACON

Connector Name	5117
Part Number	1661889C1
Short Description	AIR SHIELD LIGHT CONN
Instances	LT/RH - A26 - Work Lights W/ Sw Pack - Customer Supplied W/ RKE W/MAN REV:Diagram2 LT/RH - A26 - Work Lights W/ Sw Pack - Customer Supplied W/ RKE W/MAN REV:Diagram4 LT/RH - A26 - Work Lights W/ Sw Pack - Customer Supplied W/ O RKE W/MAN REV:Diagram2 LT/RH - A26 - Work Lights W/ Sw Pack - Customer Supplied W/ O RKE W/MAN REV:Diagram4 LT/RH - X15/A26 - Work Lights W/ Sw Pack - Customer Supplied:Diagram2 LT/RH/LoneStar - X15 - Work Lights W/ Sw Pack - Customer Supplied W/ RKE W/MAN REV:Diagram2 LT/RH/LoneStar - X15 - Work Lights W/ Sw Pack - Customer Supplied W/O RKE W/MAN REV:Diagram2 LT/RH/LoneStar - X15/A26 - Work Lights - LED W/ Sw Pack - Customer Supplied - Sleeper:Diagram2 LT/RH/LoneStar - X15/A26 - Work Lights W/ Sw Pack - Customer Supplied:Diagram2 LT/RH/LoneStar - X15/A26 - Work Lights W/ Sw Pack - Customer Supplied W/ RKE W/AUTO REV:Diagram2 LT/RH/LoneStar - X15/A26 - Work Lights W/ Sw Pack - Customer Supplied W/O RKE W/AUTO REV:Diagram2
Mates	220XM

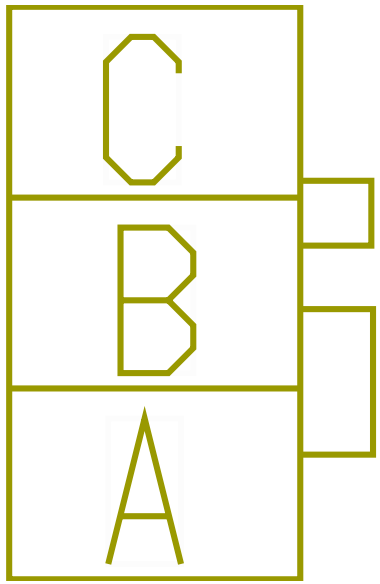

Name	Terminal Part Number	V-Min	Name	Wire Part Number	Wire CSA	Wire Spec	Wire Material description	Wire Color Description	Wire Length	End2 Terminal Part Number	End2 Pin Name	End2 Connector
A	-	-	BLACK	-	1.16	16.0	Std. Wall XLPE Primary Cable	BLACK	1730.0	-	A	W29-5122/5123
A	-	-	BLACK	-	1.16	16.0	Std. Wall XLPE Primary Cable	BLACK	1730.0	-	A	W28-5122/5123
A	-	-	-	-	-	-	-	-	-	-	-	-

Name	Terminal Part Number	V-Min	Name	Wire Part Number	Wire CSA	Wire Spec	Wire Material description	Wire Color Description	Wire Length	End2 Terminal Part Number	End2 Pin Name	End2 Connect or
B	-	-	WHITE	-	1.16	16.0	Std. Wall XLPE Primary Cable	WHITE	1730.0	-	B	W28-5122/5123
B	-	-	WHITE	-	1.16	16.0	Std. Wall XLPE Primary Cable	WHITE	1730.0	-	B	W29-5122/5123
B	-	-	-	-	-	-	-	-	-	-	-	-

Connector Name	5117
Part Number	1661889C1
Instances	LT/RH - A26 - Work Lights - LED W/ Sw Pack - Customer Supplied - Sleeper W/ RKE W/MAN REV:Diagram2 LT/RH - A26 - Work Lights - LED W/ Sw Pack - Customer Supplied - Sleeper W/ RKE W/MAN REV:Diagram4 LT/RH - A26 - Work Lights - LED W/ Sw Pack - Customer Supplied - Sleeper W/O RKE W/MAN REV:Diagram2 LT/RH - A26 - Work Lights - LED W/ Sw Pack - Customer Supplied - Sleeper W/O RKE W/MAN REV:Diagram4 LT/RH/LoneStar - X15 - Work Lights - LED W/ Sw Pack - Customer Supplied - Sleeper W/ RKE W/MAN REV:Diagram2 LT/RH/LoneStar - X15 - Work Lights - LED W/ Sw Pack - Customer Supplied - Sleeper W/O RKE W/MAN REV:Diagram2 LT/RH/LoneStar - X15/A26 - Work Lights - LED W/ Sw Pack - Customer Supplied - Sleeper:Diagram2 LT/RH/LoneStar - X15/A26 - Work Lights - LED W/ Sw Pack - Customer Supplied - Sleeper W/ RKE W/AUTO REV:Diagram2 LT/RH/LoneStar - X15/A26 - Work Lights - LED W/ Sw Pack - Customer Supplied - Sleeper W/O RKE:Diagram2 LT/RH/LoneStar - X15/A26 - Work Lights - LED W/ Sw Pack - Customer Supplied - Sleeper W/O RKE W/AUTO REV:Diagram2 LT/RH/LoneStar - X15/A26 - Work Lights - LED W/ Sw Pack - Customer Supplied - Sleeper W/O RKE W/Endurant (Schneider):Diagram2
Mates	5119

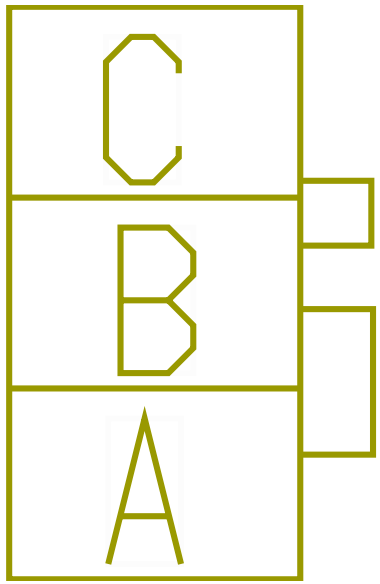

Name	Terminal Part Number	V-Min	Name	Wire Part Number	Wire CSA	Wire Spec	Wire Material description	Wire Color Description	Wire Length	End2 Terminal Part Number	End2 Pin Name	End2 Connector
A	-	-	BLACK	-	1.16	16.0	Std. Wall XLPE Primary Cable	BLACK	1730.0	-	A	W26-5122/5123
A	-	-	-	-	-	-	-	-	-	-	-	-
B	-	-	WHITE	-	1.16	16.0	Std. Wall XLPE Primary Cable	WHITE	1730.0	-	B	W26-5122/5123
B	-	-	-	-	-	-	-	-	-	-	-	-

Connector Name	5117
Part Number	1661889C1
Instances	LT/RH - A26 - Work Lights (2 Blunt Cuts Only W/O Relay) W/ Backup W/Manual Trans Day Cab:Diagram2 LT/RH - A26 - Work Lights (2 Blunt Cuts Only W/O Relay) W/ Backup W/Manual Trans Day Cab:Diagram4 LT/RH - A26 - Work Lights - LED W/ Sw Pack - Customer Supplied - Sleeper W/ RKE W/MAN REV:Diagram2 LT/RH - A26 - Work Lights - LED W/ Sw Pack - Customer Supplied - Sleeper W/ RKE W/MAN REV:Diagram4 LT/RH - A26 - Work Lights - LED W/ Sw Pack - Customer Supplied - Sleeper W/O RKE W/MAN REV:Diagram2 LT/RH - A26 - Work Lights - LED W/ Sw Pack - Customer Supplied - Sleeper W/O RKE W/MAN REV:Diagram4 LT/RH/LoneStar - X15 - Work Lights (2 Blunt Cuts Only W/O Relay) W/Backup W/Manual Trans:Diagram2 LT/RH/LoneStar - X15 - Work Lights - LED W/ Sw Pack - Customer Supplied - Sleeper W/ RKE W/MAN REV:Diagram2 LT/RH/LoneStar - X15 - Work Lights - LED W/ Sw Pack - Customer Supplied - Sleeper W/O RKE W/MAN REV:Diagram2 LT/RH/LoneStar - X15/A26 - Work Lights (2 Blunt Cuts Only W/ O Relay):Diagram2 LT/RH/LoneStar - X15/A26 - Work Lights (2 Blunt Cuts Only W/O Relay) W/Backup W/Auto Trans (Allison and Endurant):Diagram2 LT/RH/LoneStar - X15/A26 - Work Lights - LED W/ Sw Pack - Customer Supplied - Sleeper W/ RKE W/AUTO REV:Diagram2 LT/RH/LoneStar - X15/A26 - Work Lights - LED W/ Sw Pack - Customer Supplied - Sleeper W/O RKE:Diagram2 LT/RH/LoneStar - X15/A26 - Work Lights - LED W/ Sw Pack - Customer Supplied - Sleeper W/O RKE W/AUTO REV:Diagram2 LT/RH/LoneStar - X15/A26 - Work Lights - LED W/ Sw Pack - Customer Supplied - Sleeper W/O RKE W/Endurant (Schneider):Diagram2
Mates	5118

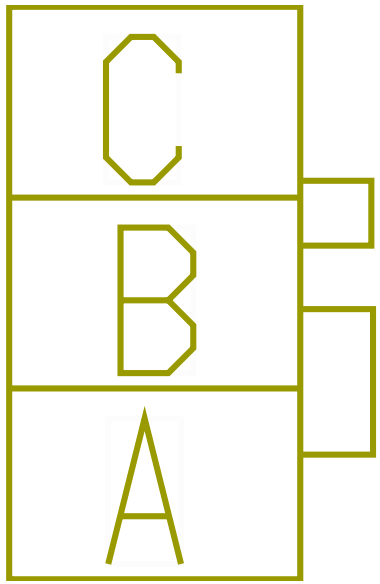

Name	Terminal Part Number	V-Min	Name	Wire Part Number	Wire CSA	Wire Spec	Wire Material description	Wire Color Description	Wire Length	End2 Terminal Part Number	End2 Pin Name	End2 Connect or
A	-	-	BLACK	-	1.16	16.0	Std. Wall XLPE Primary Cable	BLACK	1730.0	-	A	W25-5122/5123
A	-	-	BLACK	-	1.16	16.0	Std. Wall XLPE Primary Cable	BLACK	1730.0	-	A	W29-5122/5123
A	-	-	BLACK	-	1.16	16.0	Std. Wall XLPE Primary Cable	BLACK	1730.0	-	A	W28-5122/5123
B	-	-	WHITE	-	1.16	16.0	Std. Wall XLPE Primary Cable	WHITE	1730.0	-	B	W25-5122/5123
B	-	-	WHITE	-	1.16	16.0	Std. Wall XLPE Primary Cable	WHITE	1730.0	-	B	W29-5122/5123
B	-	-	WHITE	-	1.16	16.0	Std. Wall XLPE Primary Cable	WHITE	1730.0	-	B	W28-5122/5123

Connector Name	5117
Part Number	1661891C1
Instances	LT/RH/LoneStar - X15/A26 - Air Shield Lighting w/ One Light:Diagram2 LT/RH/LoneStar - X15/A26 - Beacon/Strobe Light:Diagram2
Mates	5117



Name	Terminal Part Number	V-Min	Name	Wire Part Number	Wire CSA	Wire Spec	Wire Material description	Wire Color Description	Wire Length	End2 Terminal Part Number	End2 Pin Name	End2 Connect or
A	-	-	HM58C	3510294 R1	1.16	16.0	Thin Wall XLPE Primary Cable	BLACK	2835.0	-	-	-
B	-	-	HM58-G	3510360 R1	1.16	16.0	Thin Wall XLPE Primary Cable	WHITE	2145.0	-	-	-
B	-	-	HM58-G	3510360 R1	1.16	16.0	Thin Wall XLPE Primary Cable	WHITE	2075.0	-	-	-

Connector Name	5118
Part Number	1661259C1
Instances	LT/RH - A26 - Work Lights (2 Blunt Cuts Only W/O Relay) W/ Backup W/Manual Trans Day Cab:Diagram2 LT/RH - A26 - Work Lights (2 Blunt Cuts Only W/O Relay) W/ Backup W/Manual Trans Day Cab:Diagram4 LT/RH - A26 - Work Lights - LED W/ Sw Pack - Customer Supplied - Sleeper W/ RKE W/MAN REV:Diagram2 LT/RH - A26 - Work Lights - LED W/ Sw Pack - Customer Supplied - Sleeper W/ RKE W/MAN REV:Diagram4 LT/RH - A26 - Work Lights - LED W/ Sw Pack - Customer Supplied - Sleeper W/O RKE W/MAN REV:Diagram2 LT/RH - A26 - Work Lights - LED W/ Sw Pack - Customer Supplied - Sleeper W/O RKE W/MAN REV:Diagram4 LT/RH/LoneStar - X15 - Work Lights (2 Blunt Cuts Only W/O Relay) W/Backup W/Manual Trans:Diagram2 LT/RH/LoneStar - X15 - Work Lights - LED W/ Sw Pack - Customer Supplied - Sleeper W/ RKE W/MAN REV:Diagram2 LT/RH/LoneStar - X15 - Work Lights - LED W/ Sw Pack - Customer Supplied - Sleeper W/O RKE W/MAN REV:Diagram2 LT/RH/LoneStar - X15/A26 - Work Lights (2 Blunt Cuts Only W/ O Relay):Diagram2 LT/RH/LoneStar - X15/A26 - Work Lights (2 Blunt Cuts Only W/O Relay) W/Backup W/Auto Trans (Allison and Endurant):Diagram2 LT/RH/LoneStar - X15/A26 - Work Lights - LED W/ Sw Pack - Customer Supplied - Sleeper W/ RKE W/AUTO REV:Diagram2 LT/RH/LoneStar - X15/A26 - Work Lights - LED W/ Sw Pack - Customer Supplied - Sleeper W/O RKE:Diagram2 LT/RH/LoneStar - X15/A26 - Work Lights - LED W/ Sw Pack - Customer Supplied - Sleeper W/O RKE W/AUTO REV:Diagram2 LT/RH/LoneStar - X15/A26 - Work Lights - LED W/ Sw Pack - Customer Supplied - Sleeper W/O RKE W/Endurant (Schneider):Diagram2
Mates	5117

Name	Terminal Part Number	V-Min	Name	Wire Part Number	Wire CSA	Wire Spec	Wire Material description	Wire Color Description	Wire Length	End2 Terminal Part Number	End2 Pin Name	End2 Connector
A	-	-	HE65BB	2643682 R1	1.16	16.0	Std. Wall XLPE Primary Cable	ORANGE	150.0	-	X	-
A	-	-	65F	3510317 R1	0.79	18.0	Thin Wall XLPE Primary Cable	ORANGE	1500.0	-	A	220XF
B	-	-	HE65-GD	2643681 R1	1.16	16.0	Std. Wall XLPE Primary Cable	WHITE	230.0	-	X	-
B	-	-	65-GF	3510359 R1	0.79	18.0	Thin Wall XLPE Primary Cable	WHITE	1500.0	-	B	220XF

Connector Name	5118
Part Number	1661891C1
Short Description	BEACON LIGHT DAYCAB
Instances	LT/RH/LoneStar - X15/A26 - Beacon/Strobe Light:Diagram1
Mates	1906M



Name	Terminal Part Number	V-Min	Name	Wire Part Number	Wire CSA	Wire Spec	Wire Material description	Wire Color Description	Wire Length	End2 Terminal Part Number	End2 Pin Name	End2 Connect or
A	-	-	GN58BLT	3510306 R1	1.16	16.0	Thin Wall XLPE Primary Cable	BROWN	4190.0	-	R1 - 87	1013
B	-	-	GN13-GBR	3510360 R1	1.16	16.0	Thin Wall XLPE Primary Cable	WHITE	2860.0	-	X	-

Connector Name	5119
Part Number	1661259C1
Instances	LT/RH - A26 - Work Lights - LED W/ Sw Pack - Customer Supplied - Sleeper W/ RKE W/MAN REV:Diagram2 LT/RH - A26 - Work Lights - LED W/ Sw Pack - Customer Supplied - Sleeper W/ RKE W/MAN REV:Diagram4 LT/RH - A26 - Work Lights - LED W/ Sw Pack - Customer Supplied - Sleeper W/O RKE W/MAN REV:Diagram2 LT/RH - A26 - Work Lights - LED W/ Sw Pack - Customer Supplied - Sleeper W/O RKE W/MAN REV:Diagram4 LT/RH/LoneStar - X15 - Work Lights - LED W/ Sw Pack - Customer Supplied - Sleeper W/ RKE W/MAN REV:Diagram2 LT/RH/LoneStar - X15 - Work Lights - LED W/ Sw Pack - Customer Supplied - Sleeper W/O RKE W/MAN REV:Diagram2 LT/RH/LoneStar - X15/A26 - Work Lights - LED W/ Sw Pack - Customer Supplied - Sleeper:Diagram2 LT/RH/LoneStar - X15/A26 - Work Lights - LED W/ Sw Pack - Customer Supplied - Sleeper W/ RKE W/AUTO REV:Diagram2 LT/RH/LoneStar - X15/A26 - Work Lights - LED W/ Sw Pack - Customer Supplied - Sleeper W/O RKE:Diagram2 LT/RH/LoneStar - X15/A26 - Work Lights - LED W/ Sw Pack - Customer Supplied - Sleeper W/O RKE W/AUTO REV:Diagram2 LT/RH/LoneStar - X15/A26 - Work Lights - LED W/ Sw Pack - Customer Supplied - Sleeper W/O RKE W/Endurant (Schneider):Diagram2
Mates	5117

Name	Terminal Part Number	V-Min	Name	Wire Part Number	Wire CSA	Wire Spec	Wire Material description	Wire Color Description	Wire Length	End2 Terminal Part Number	End2 Pin Name	End2 Connect or
A	-	-	HE65BA	2643682 R1	1.16	16.0	Std. Wall XLPE Primary Cable	ORANGE	1075.0	-	X	-
B	-	-	HE65-GC	2643681 R1	1.16	16.0	Std. Wall XLPE Primary Cable	WHITE	1255.0	-	X	-

Connector Name	5124
Part Number	3520850C1
Instances	LT/RH/LoneStar - X15/A26 - Rear Interior Dimming (Accent Light):Diagram1 LT/RH/LoneStar - X15/A26 - Rear Interior Dimming (Accent/ Mood):Diagram1
Mates	SW-SLPRDOME/FLOOR-2003-02- 01A



Name	Terminal Part Number	V-Min	Name	Wire Part Number	Wire CSA	Wire Spec	Wire Material description	Wire Color Description	Wire Length	End2 Terminal Part Number	End2 Pin Name	End2 Connect or
7	-	-	AD62D	2643720 R1	0.79	18.0	Std. Wall XLPE Primary Cable	DARK BLUE	225.0	-	X	-
9	-	-	AA62-GSA	2643720 R1	0.79	18.0	Std. Wall XLPE Primary Cable	DARK BLUE	150.0	-	F	512
9	-	-	AA62-GSD	2643720 R1	0.79	18.0	Std. Wall XLPE Primary Cable	DARK BLUE	405.0	-	C	5125

Connector Name	5125
Part Number	2005835C1
Short Description	SCP SWITCH PACK
Instances	LT/RH/LoneStar - X15/A26 - Floor/Search Lights Sleeper:Diagram1 LT/RH/LoneStar - X15/A26 - Floor/Search Lights Sleeper (1 Light):Diagram1 LT/RH/LoneStar - X15/A26 - Lighting Sleeper Dome:Diagram1 LT/RH/LoneStar - X15/A26 - Rear AUTO HVAC (No Idle) W/ Pre-Heat (Bergstrom Heat and Cool w/ Condensation) 2 SWITCHES:Diagram2 - No Idle Switching LT/RH/LoneStar - X15/A26 - Rear HVAC (No Idle) W/ Pre-Heat (Bergstrom Heat and Cool w/ Condensation) 2 SWITCHES Option 1:Diagram2 - No Idle Switching LT/RH/LoneStar - X15/A26 - Rear HVAC (No Idle) W/ Pre-Heat (Bergstrom Heat and Cool w/ Condensation) 2 SWITCHES Option 2:Diagram2 - No Idle Switching LT/RH/LoneStar - X15/A26 - Rear HVAC (No Idle) W/ Pre-Heat (Bergstrom Heat and Cool w/ Condensation) 4 SWITCHES Option 1:Diagram2 - No Idle Switching LT/RH/LoneStar - X15/A26 - Rear HVAC (No Idle) W/ Pre-Heat (Bergstrom Heat and Cool w/ Condensation) 4 SWITCHES Option 2:Diagram2 - No Idle Switching LT/RH/LoneStar - X15/A26 - Rear Interior Dimming (Accent Light):Diagram1 LT/RH/LoneStar - X15/A26 - Rear Interior Dimming (Accent/ Mood):Diagram1 LT/RH/LoneStar - X15/A26 - Rear Manual HVAC (No Idle) W/ Pre-Heat (Bergstrom Heat and Cool w/ Condensation) 2 SWITCHES:Diagram2 - No Idle Switching LT/RH/LoneStar A26/X15 - No-Idle HVAC (Espar Airtronic, Berstrom AC, Front Auto Control head):Diagram2 - No Idle Switching LT/RH/LoneStar A26/X15 - No-Idle HVAC (Espar Airtronic, Berstrom AC, Front Manual Control head:Diagram2 - No Idle Switching
Mates	5125

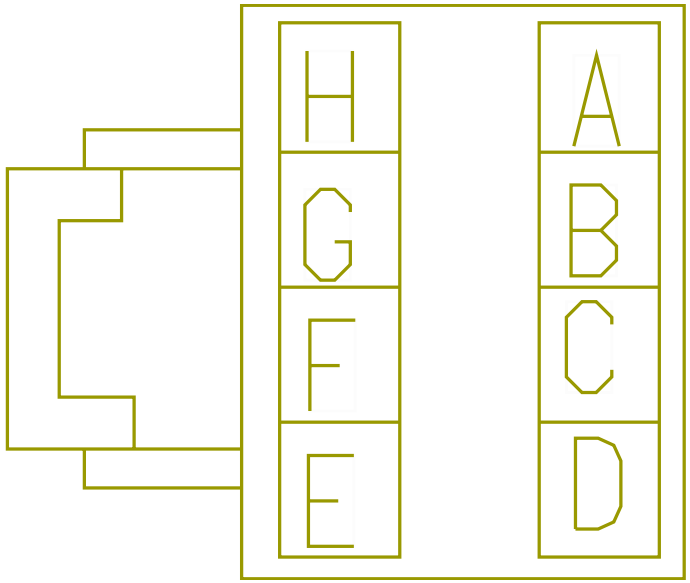

Name	Terminal Part Number	V-Min	Name	Wire Part Number	Wire CSA	Wire Spec	Wire Material description	Wire Color Description	Wire Length	End2 Terminal Part Number	End2 Pin Name	End2 Connector
A	-	-	ZM63SA	2643721 R1	1.16	16.0	Std. Wall XLPE Primary Cable	DARK BLUE	280.0	-	X	-
B	-	-	HA63EA	2643720 R1	0.79	18.0	Std. Wall XLPE Primary Cable	DARK BLUE	650.0	-	-	-
C	-	-	HA62-GSD	2643674 R1	0.79	18.0	Std. Wall XLPE Primary Cable	WHITE	75.0	-	-	-
C	-	-	HA62-GSD	2643674 R1	0.79	18.0	Std. Wall XLPE Primary Cable	WHITE	75.0	-	X	-
D	-	-	BF62A	2643720 R1	0.79	18.0	Std. Wall XLPE Primary Cable	DARK BLUE	2540.0	-	31	5000
D	-	-	BD62AS	2643720 R1	0.79	18.0	Std. Wall XLPE Primary Cable	DARK BLUE	1975.0	-	X	-
D	-	-	HG62AS	2643720 R1	0.79	18.0	Std. Wall XLPE Primary Cable	DARK BLUE	4552.0	-	X	-
D	-	-	ZE62A	2643720 R1	0.79	18.0	Std. Wall XLPE Primary Cable	DARK BLUE	2540.0	-	31	5000

Name	Terminal Part Number	V-Min	Name	Wire Part Number	Wire CSA	Wire Spec	Wire Material description	Wire Color Description	Wire Length	End2 Terminal Part Number	End2 Pin Name	End2 Connect or
E	-	-	HA109SA	2643673 R1	0.79	18.0	Std. Wall XLPE Primary Cable	GREY	550.0	-	-	-
E	-	-	HA109SA	2643673 R1	0.79	18.0	Std. Wall XLPE Primary Cable	GREY	550.0	-	X	-
F	-	-	HA63F	2643720 R1	0.79	18.0	Std. Wall XLPE Primary Cable	DARK BLUE	2540.0	-	33	5000
G	-	-	HA63HB	2643721 R1	1.16	16.0	Std. Wall XLPE Primary Cable	DARK BLUE	805.0	-	-	-
G	-	-	HA63HB	2643721 R1	1.16	16.0	Std. Wall XLPE Primary Cable	DARK BLUE	805.0	-	A	5102
H	-	-	HA63-GSF	2643674 R1	0.79	18.0	Std. Wall XLPE Primary Cable	WHITE	75.0	-	X	-

Connector Name	5125
Part Number	2005836C1
Short Description	SLPR CTRL PNL SW INTERCONNECT
Instances	LT/RH/LoneStar - X15/A26 - Floor/Search Lights Sleeper:Diagram1 LT/RH/LoneStar - X15/A26 - Floor/Search Lights Sleeper (1 Light):Diagram1 LT/RH/LoneStar - X15/A26 - Lighting Sleeper Dome:Diagram1 LT/RH/LoneStar - X15/A26 - Rear AUTO HVAC (No Idle) W/ Pre-Heat (Bergstrom Heat and Cool w/ Condensation) 2 SWITCHES:Diagram2 - No Idle Switching LT/RH/LoneStar - X15/A26 - Rear HVAC (No Idle) W/ Pre-Heat (Bergstrom Heat and Cool w/ Condensation) 2 SWITCHES Option 1:Diagram2 - No Idle Switching LT/RH/LoneStar - X15/A26 - Rear HVAC (No Idle) W/ Pre-Heat (Bergstrom Heat and Cool w/ Condensation) 2 SWITCHES Option 2:Diagram2 - No Idle Switching LT/RH/LoneStar - X15/A26 - Rear HVAC (No Idle) W/ Pre-Heat (Bergstrom Heat and Cool w/ Condensation) 4 SWITCHES Option 1:Diagram2 - No Idle Switching LT/RH/LoneStar - X15/A26 - Rear HVAC (No Idle) W/ Pre-Heat (Bergstrom Heat and Cool w/ Condensation) 4 SWITCHES Option 2:Diagram2 - No Idle Switching LT/RH/LoneStar - X15/A26 - Rear Interior Dimming (Accent Light):Diagram1 LT/RH/LoneStar - X15/A26 - Rear Interior Dimming (Accent/ Mood):Diagram1 LT/RH/LoneStar - X15/A26 - Rear Manual HVAC (No Idle) W/ Pre-Heat (Bergstrom Heat and Cool w/ Condensation) 2 SWITCHES:Diagram2 - No Idle Switching LT/RH/LoneStar A26/X15 - No-Idle HVAC (Espar Airtronic, Berstrom AC, Front Auto Control head):Diagram2 - No Idle Switching LT/RH/LoneStar A26/X15 - No-Idle HVAC (Espar Airtronic, Berstrom AC, Front Manual Control head:Diagram2 - No Idle Switching
Mates	5125

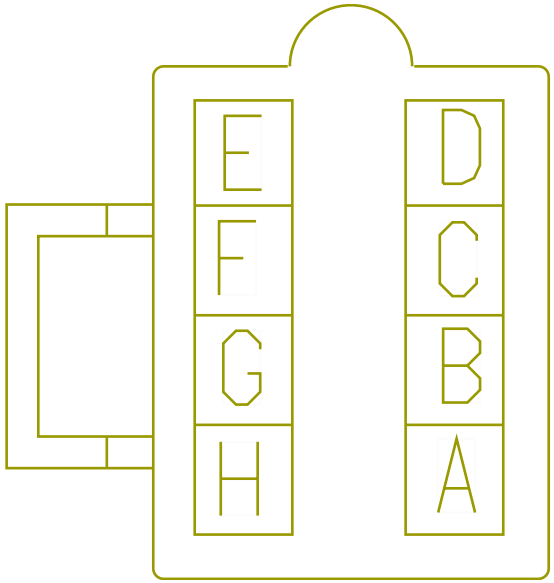

Name	Terminal Part Number	V-Min	Name	Wire Part Number	Wire CSA	Wire Spec	Wire Material description	Wire Color Description	Wire Length	End2 Terminal Part Number	End2 Pin Name	End2 Connector
A	-	-	AA63	3510353 R1	0.79	18.0	Thin Wall XLPE Primary Cable	DARK BLUE	100.0	-	A	512
B	-	-	AA63EA	2643720 R1	0.79	18.0	Std. Wall XLPE Primary Cable	DARK BLUE	405.0	-	3	H02-5124
C	-	-	AA62-GSD	2643720 R1	0.79	18.0	Std. Wall XLPE Primary Cable	DARK BLUE	405.0	-	9	H02-5124
C	-	-	AA62-GSD	2643720 R1	0.79	18.0	Std. Wall XLPE Primary Cable	DARK BLUE	405.0	-	9	5124
D	-	-	AE62AS	2643721 R1	1.16	16.0	Std. Wall XLPE Primary Cable	DARK BLUE	80.0	-	X	-
D	-	-	AF62AS	2643721 R1	1.16	16.0	Std. Wall XLPE Primary Cable	DARK BLUE	80.0	-	X	-
D	-	-	AP62AS	2643720 R1	0.79	18.0	Std. Wall XLPE Primary Cable	DARK BLUE	180.0	-	X	-
D	-	-	AD62AS	2643721 R1	1.16	16.0	Std. Wall XLPE Primary Cable	DARK BLUE	180.0	-	X	-

Name	Terminal Part Number	V-Min	Name	Wire Part Number	Wire CSA	Wire Spec	Wire Material description	Wire Color Description	Wire Length	End2 Terminal Part Number	End2 Pin Name	End2 Connector
E	-	-	AA109SA	2643673 R1	0.79	18.0	Std. Wall XLPE Primary Cable	GREY	405.0	-	2B	H02-5124
F	-	-	AA63F	2643720 R1	0.79	18.0	Std. Wall XLPE Primary Cable	DARK BLUE	405.0	-	1	H02-5124
G	-	-	AA63HB	2643720 R1	0.79	18.0	Std. Wall XLPE Primary Cable	DARK BLUE	455.0	-	C	512
H	-	-	AA63-GSF	2643720 R1	0.79	18.0	Std. Wall XLPE Primary Cable	DARK BLUE	455.0	-	B	512

Connector Name	512
Part Number	1661200C1
Instances	LT/RH/LoneStar - X15/A26 - Rear Interior Dimming (Accent Light):Diagram1 LT/RH/LoneStar - X15/A26 - Rear Interior Dimming (Accent/ Mood):Diagram1
Mates	SW-ACCENT_LT-2000-02-01A



Name	Terminal Part Number	V-Min	Name	Wire Part Number	Wire CSA	Wire Spec	Wire Material description	Wire Color Description	Wire Length	End2 Terminal Part Number	End2 Pin Name	End2 Connect or
A	-	-	AA63	3510353 R1	0.79	18.0	Thin Wall XLPE Primary Cable	DARK BLUE	100.0	-	A	5125
B	-	-	AA63-GSF	2643720 R1	0.79	18.0	Std. Wall XLPE Primary Cable	DARK BLUE	455.0	-	H	5125
C	-	-	AA63HB	2643720 R1	0.79	18.0	Std. Wall XLPE Primary Cable	DARK BLUE	455.0	-	G	5125
D	-	-	AD62B	2643720 R1	0.79	18.0	Std. Wall XLPE Primary Cable	DARK BLUE	275.0	-	X	-

Name	Terminal Part Number	V-Min	Name	Wire Part Number	Wire CSA	Wire Spec	Wire Material description	Wire Color Description	Wire Length	End2 Terminal Part Number	End2 Pin Name	End2 Connect or
F	-	-	AA62-GSA	2643720 R1	0.79	18.0	Std. Wall XLPE Primary Cable	DARK BLUE	150.0	-	9	5124

Connector Name	5131
Part Number	1661197C1
Instances	LT/RH/LoneStar - X15/A26 - Lighting - Cabinet Lights:Diagram1
Mates	5134

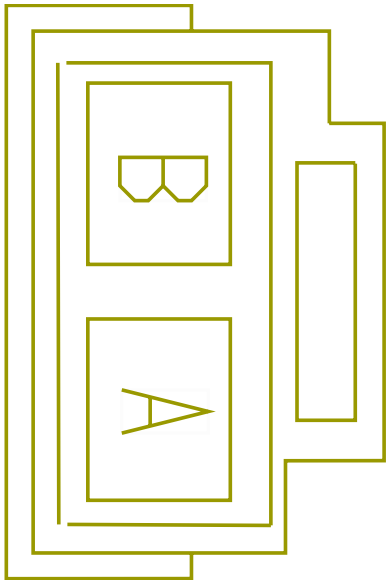

Name	Terminal Part Number	V-Min	Name	Wire Part Number	Wire CSA	Wire Spec	Wire Material description	Wire Color Description	Wire Length	End2 Terminal Part Number	End2 Pin Name	End2 Connect or
A	-	-	WHITE	-	0.0	-	-	-	1730.0	-	A	5219
B	-	-	BLUE	2643720 R1	0.79	18.0	Std. Wall XLPE Primary Cable	DARK BLUE	700.0	-	B	5219

Connector Name	5134
Part Number	1661196C1
Short Description	SKYRISE CABINET LIGHT
Instances	LT/RH/LoneStar - X15/A26 - Lighting - Cabinet Lights:Diagram1
Mates	5131

Name	Terminal Part Number	V-Min	Name	Wire Part Number	Wire CSA	Wire Spec	Wire Material description	Wire Color Description	Wire Length	End2 Terminal Part Number	End2 Pin Name	End2 Connect or
A	-	-	JP63-GK	2643674 R1	0.79	18.0	Std. Wall XLPE Primary Cable	WHITE	5702.0	-	X	-
B	-	-	ZM63K	2643720 R1	0.79	18.0	Std. Wall XLPE Primary Cable	DARK BLUE	5857.0	-	-	-

Connector Name	5135A
Part Number	1661198C1
Instances	LT/RH/LoneStar - X15/A26 - Rear Interior Dimming (Accent/ Mood):Diagram1
Mates	LT-LS_SKYRISE_ACCENT-2000- 03-01A



Name	Terminal Part Number	V-Min	Name	Wire Part Number	Wire CSA	Wire Spec	Wire Material description	Wire Color Description	Wire Length	End2 Terminal Part Number	End2 Pin Name	End2 Connect or
A	-	-	J63-GSDA	2643674 R1	0.79	18.0	Std. Wall XLPE Primary Cable	WHITE	250.0	-	X	-
B	-	-	J63SBA	2643720 R1	0.79	18.0	Std. Wall XLPE Primary Cable	DARK BLUE	300.0	-	X	-

Connector Name	5135B
Part Number	1661198C1
Instances	LT/RH/LoneStar - X15/A26 - Rear Interior Dimming (Accent/ Mood):Diagram1
Mates	LT-RS_SKYRISE_ACCENT-2000- 03-01A



Name	Terminal Part Number	V-Min	Name	Wire Part Number	Wire CSA	Wire Spec	Wire Material description	Wire Color Description	Wire Length	End2 Terminal Part Number	End2 Pin Name	End2 Connect or
A	-	-	J63-GSDB	2643674 R1	0.79	18.0	Std. Wall XLPE Primary Cable	WHITE	620.0	-	X	-
B	-	-	J63SBB	2643720 R1	0.79	18.0	Std. Wall XLPE Primary Cable	DARK BLUE	670.0	-	X	-

Connector Name	5135F
Part Number	1661197C1
Short Description	T-RAIL CONNECTION
Instances	LT/RH/LoneStar - X15/A26 - Rear Interior Dimming (Accent/ Mood):Diagram1
Mates	5135M

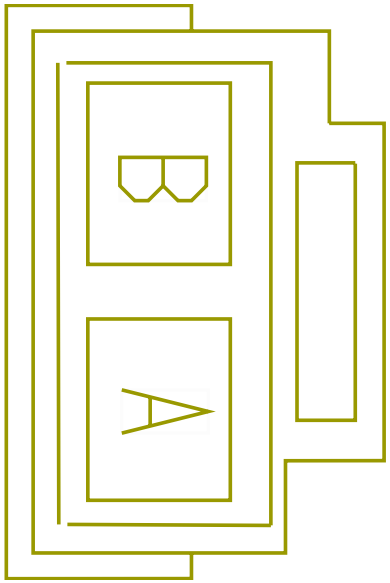

Name	Terminal Part Number	V-Min	Name	Wire Part Number	Wire CSA	Wire Spec	Wire Material description	Wire Color Description	Wire Length	End2 Terminal Part Number	End2 Pin Name	End2 Connect or
A	-	-	J63SB	2643720 R1	0.79	18.0	Std. Wall XLPE Primary Cable	DARK BLUE	410.0	-	X	-
B	-	-	J63-GSD	2643674 R1	0.79	18.0	Std. Wall XLPE Primary Cable	WHITE	460.0	-	X	-

Connector Name	5135M
Part Number	1661196C1
Short Description	SKYRISE LOWER BUNK LIGHTS
Instances	LT/RH/LoneStar - X15/A26 - Rear Interior Dimming (Accent/ Mood):Diagram1
Mates	5135F

Name	Terminal Part Number	V-Min	Name	Wire Part Number	Wire CSA	Wire Spec	Wire Material description	Wire Color Description	Wire Length	End2 Terminal Part Number	End2 Pin Name	End2 Connect or
A	-	-	JP63SB	2643720 R1	0.79	18.0	Std. Wall XLPE Primary Cable	DARK BLUE	1235.0	-	E	1001
B	-	-	JP63-GSD	2643674 R1	0.79	18.0	Std. Wall XLPE Primary Cable	WHITE	2040.0	-	-	-

Connector Name	5205
Part Number	3544870C1
Instances	Cab J1939 (250Kbps):Cab J1939 (250Kbps) LT/RH/LoneStar - X15/A26 - Rear HVAC (No Idle) W/ Pre-Heat (Bergstrom Heat and Cool w/ Condensation) 2 SWITCHES Option 1:Diagram1 - Powers, Grounds & Controls LT/RH/LoneStar - X15/A26 - Rear HVAC (No Idle) W/ Pre-Heat (Bergstrom Heat and Cool w/ Condensation) 2 SWITCHES Option 1:Diagram2 - No Idle Switching LT/RH/LoneStar - X15/A26 - Rear HVAC (No Idle) W/ Pre-Heat (Bergstrom Heat and Cool w/ Condensation) 2 SWITCHES Option 2:Diagram1 - Powers, Grounds & Controls LT/RH/LoneStar - X15/A26 - Rear HVAC (No Idle) W/ Pre-Heat (Bergstrom Heat and Cool w/ Condensation) 2 SWITCHES Option 2:Diagram2 - No Idle Switching LT/RH/LoneStar - X15/A26 - Rear HVAC (No Idle) W/ Pre-Heat (Bergstrom Heat and Cool w/ Condensation) 4 SWITCHES Option 1:Diagram1 - Powers, Grounds & Controls LT/RH/LoneStar - X15/A26 - Rear HVAC (No Idle) W/ Pre-Heat (Bergstrom Heat and Cool w/ Condensation) 4 SWITCHES Option 1:Diagram2 - No Idle Switching LT/RH/LoneStar - X15/A26 - Rear HVAC (No Idle) W/ Pre-Heat (Bergstrom Heat and Cool w/ Condensation) 4 SWITCHES Option 2:Diagram1 - Powers, Grounds & Controls LT/RH/LoneStar - X15/A26 - Rear HVAC (No Idle) W/ Pre-Heat (Bergstrom Heat and Cool w/ Condensation) 4 SWITCHES Option 2:Diagram2 - No Idle Switching LT/RH/LoneStar X15 - Auto Start Stop with Sleeper Auto Climate / Cab Temp with Oil Temp Sensor Auto Trans:Diagram1 LT/RH/LoneStar X15 - Auto Start Stop with Sleeper Auto Climate / Cab Temp with Oil Temp Sensor Manual Trans:Diagram1
Mates	MODU-BERG_NO-IDLE-6002-01- 02 Bergstrom Aux HVAC

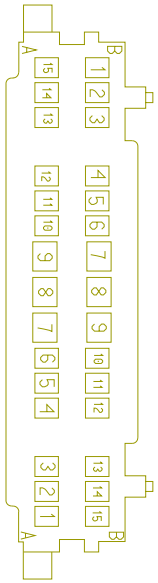

Name	Terminal Part Number	V-Min	Name	Wire Part Number	Wire CSA	Wire Spec	Wire Material description	Wire Color Description	Wire Length	End2 Terminal Part Number	End2 Pin Name	End2 Connector
A1	-	-	BF75AR	2643671 R1	0.79	18.0	Std. Wall XLPE Primary Cable	LIGHT GREEN	5202.0	-	C	5220

Name	Terminal Part Number	V-Min	Name	Wire Part Number	Wire CSA	Wire Spec	Wire Material description	Wire Color Description	Wire Length	End2 Terminal Part Number	End2 Pin Name	End2 Connector
A1	-	-	BD75ARB	2643671 R1	0.79	18.0	Std. Wall XLPE Primary Cable	LIGHT GREEN	3802.0	-	X	-
A2	-	-	ZE75-GA	2643674 R1	0.79	18.0	Std. Wall XLPE Primary Cable	WHITE	5302.0	-	8	H01-5200-SPLR_HVAC_PANEL
A2	-	-	BA75-GA	2643674 R1	0.79	18.0	Std. Wall XLPE Primary Cable	WHITE	5302.0	-	8	H01-5200-SPLR_HVAC_PANEL
A3	-	-	BA75AJ	2643671 R1	0.79	18.0	Std. Wall XLPE Primary Cable	LIGHT GREEN	500.0	-	X	-
A4	-	-	BA75X	2643671 R1	0.79	18.0	Std. Wall XLPE Primary Cable	LIGHT GREEN	4422.0	-	29	5000
A5	-	-	-	-	-	-	-	-	-	-	-	-
A5	-	-	WIRE223960	-	0.0	-	-	-	0.0	-	L	5600
A6	-	-	-	-	-	-	-	-	-	-	-	-
A6	-	-	WIRE223967	-	0.0	-	-	-	0.0	-	B	5600
A7	-	-	ZE14HA	2643695 R1	3.01	12.0	Std. Wall XLPE Primary Cable	RED	600.0	-	C	100A
A7	-	-	BA14HA	2643695 R1	3.01	12.0	Std. Wall XLPE Primary Cable	RED	600.0	-	C	100A

Name	Terminal Part Number	V-Min	Name	Wire Part Number	Wire CSA	Wire Spec	Wire Material description	Wire Color Description	Wire Length	End2 Terminal Part Number	End2 Pin Name	End2 Connector
A8	-	-	BA14HB	2643695 R1	3.01	12.0	Std. Wall XLPE Primary Cable	RED	600.0	-	D	100A
A9	-	-	MF104	2643695 R1	3.01	12.0	Std. Wall XLPE Primary Cable	RED	600.0	-	A	100B
A11	-	-	ZE75F	2643671 R1	0.79	18.0	Std. Wall XLPE Primary Cable	LIGHT GREEN	5302.0	-	7	H01-5200-SPLR_HVAC_PANEL
A11	-	-	BA75F	2643671 R1	0.79	18.0	Std. Wall XLPE Primary Cable	LIGHT GREEN	5302.0	-	7	H01-5200-SPLR_HVAC_PANEL
A12	-	-	ZE75N	2643720 R1	0.79	18.0	Std. Wall XLPE Primary Cable	DARK BLUE	5302.0	-	15	H01-5200-SPLR_HVAC_PANEL
A12	-	-	BA75N	2643720 R1	0.79	18.0	Std. Wall XLPE Primary Cable	DARK BLUE	5302.0	-	15	H01-5200-SPLR_HVAC_PANEL
B1	-	-	ZE75AB	3510299 R1	0.79	18.0	Thin Wall XLPE Primary Cable	LIGHT GREEN	5302.0	-	9	H01-5200-SPLR_HVAC_PANEL
B1	-	-	BA75AB	3510299 R1	0.79	18.0	Thin Wall XLPE Primary Cable	LIGHT GREEN	5302.0	-	9	H01-5200-SPLR_HVAC_PANEL

Name	Terminal Part Number	V-Min	Name	Wire Part Number	Wire CSA	Wire Spec	Wire Material description	Wire Color Description	Wire Length	End2 Terminal Part Number	End2 Pin Name	End2 Connector
B2	-	-	ZE75AA	3510299 R1	0.79	18.0	Thin Wall XLPE Primary Cable	LIGHT GREEN	5302.0	-	10	H01-5200-SPLR_HVAC_PANEL
B2	-	-	BA75AA	3510299 R1	0.79	18.0	Thin Wall XLPE Primary Cable	LIGHT GREEN	5302.0	-	10	H01-5200-SPLR_HVAC_PANEL
B3	-	-	ZE75J	3510299 R1	0.79	18.0	Thin Wall XLPE Primary Cable	LIGHT GREEN	5302.0	-	11	H01-5200-SPLR_HVAC_PANEL
B3	-	-	BA75J	3510299 R1	0.79	18.0	Thin Wall XLPE Primary Cable	LIGHT GREEN	5302.0	-	11	H01-5200-SPLR_HVAC_PANEL
B4	-	-	ZE75K	3510299 R1	0.79	18.0	Thin Wall XLPE Primary Cable	LIGHT GREEN	5302.0	-	12	H01-5200-SPLR_HVAC_PANEL
B4	-	-	BA75K	3510299 R1	0.79	18.0	Thin Wall XLPE Primary Cable	LIGHT GREEN	5302.0	-	12	H01-5200-SPLR_HVAC_PANEL
B5	-	-	ZE75L	3510299 R1	0.79	18.0	Thin Wall XLPE Primary Cable	LIGHT GREEN	5302.0	-	13	H01-5200-SPLR_HVAC_PANEL
B5	-	-	BA75L	3510299 R1	0.79	18.0	Thin Wall XLPE Primary Cable	LIGHT GREEN	5302.0	-	13	H01-5200-SPLR_HVAC_PANEL

Name	Terminal Part Number	V-Min	Name	Wire Part Number	Wire CSA	Wire Spec	Wire Material description	Wire Color Description	Wire Length	End2 Terminal Part Number	End2 Pin Name	End2 Connector
B6	-	-	ZE75M	3510299 R1	0.79	18.0	Thin Wall XLPE Primary Cable	LIGHT GREEN	5302.0	-	14	H01-5200-SPLR_HVAC_PANEL
B6	-	-	BA75M	3510299 R1	0.79	18.0	Thin Wall XLPE Primary Cable	LIGHT GREEN	5302.0	-	14	H01-5200-SPLR_HVAC_PANEL
B7	-	-	ZE75-GBA	2643787 R1	3.01	12.0	Std. Wall XLPE Primary Cable	WHITE	600.0	-	A	100A
B7	-	-	BA75-GBA	2643787 R1	3.01	12.0	Std. Wall XLPE Primary Cable	WHITE	600.0	-	A	100A
B8	-	-	BA75-GBB	2643787 R1	3.01	12.0	Std. Wall XLPE Primary Cable	WHITE	600.0	-	B	100A
B9	-	-	MF104-G	2643787 R1	3.01	12.0	Std. Wall XLPE Primary Cable	WHITE	600.0	-	B	100B
B12	-	-	BF77NF	3510299 R1	0.79	18.0	Thin Wall XLPE Primary Cable	LIGHT GREEN	5177.0	-	B	5230
B12	-	-	ZE77NF	3510299 R1	0.79	18.0	Thin Wall XLPE Primary Cable	LIGHT GREEN	5227.0	-	B	5230A

Name	Terminal Part Number	V-Min	Name	Wire Part Number	Wire CSA	Wire Spec	Wire Material description	Wire Color Description	Wire Length	End2 Terminal Part Number	End2 Pin Name	End2 Connector
B12	-	-	BD77NFB	3510299 R1	0.79	18.0	Thin Wall XLPE Primary Cable	LIGHT GREEN	3862.0	-	X	-
B13	-	-	ZE77NE	3510299 R1	0.79	18.0	Thin Wall XLPE Primary Cable	LIGHT GREEN	5227.0	-	A	5230A
B13	-	-	BF77NE	3510299 R1	0.79	18.0	Thin Wall XLPE Primary Cable	LIGHT GREEN	5177.0	-	A	5230
B13	-	-	BD77NEB	3510299 R1	0.79	18.0	Thin Wall XLPE Primary Cable	LIGHT GREEN	3832.0	-	X	-
B14	-	-	ZE75AG	3510299 R1	0.79	18.0	Thin Wall XLPE Primary Cable	LIGHT GREEN	5202.0	-	A	5220
B14	-	-	BD75AGB	3510299 R1	0.79	18.0	Thin Wall XLPE Primary Cable	LIGHT GREEN	3772.0	-	X	-
B15	-	-	BF75AF	3510299 R1	0.79	18.0	Thin Wall XLPE Primary Cable	LIGHT GREEN	5202.0	-	B	5220
B15	-	-	BD75AFB	3510299 R1	0.79	18.0	Thin Wall XLPE Primary Cable	LIGHT GREEN	3742.0	-	X	-

Connector Name	5210
Part Number	3548957C91
Instances	Cab J1939 (250Kbps):Cab J1939 (250Kbps)
Mates	MODU-HVAC_BEHR_STD-6002-05 -01A

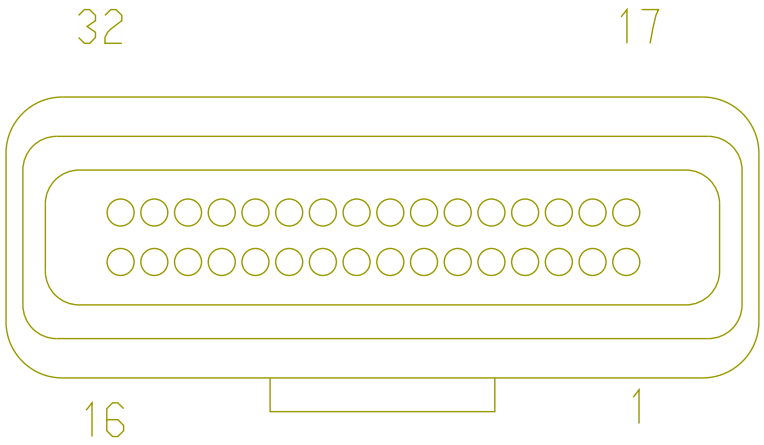

Name	Terminal Part Number	V-Min	Name	Wire Part Number	Wire CSA	Wire Spec	Wire Material description	Wire Color Description	Wire Length	End2 Terminal Part Number	End2 Pin Name	End2 Connect or
15	-	-	WIRE223969	-	0.0	-	-	-	0.0	-	PIN1	-
16	-	-	WIRE223968	-	0.0	-	-	-	0.0	-	PIN1	-

Connector Name	5219
Part Number	1661198C1
Instances	LT/RH/LoneStar - X15/A26 - Lighting - Cabinet Lights:Diagram1
Mates	LT-WARDROBE-2052-01-01A



Name	Terminal Part Number	V-Min	Name	Wire Part Number	Wire CSA	Wire Spec	Wire Material description	Wire Color Description	Wire Length	End2 Terminal Part Number	End2 Pin Name	End2 Connect or
A	-	-	WHITE	-	0.0	-	-	-	1730.0	-	A	5131
B	-	-	BLUE	2643720 R1	0.79	18.0	Std. Wall XLPE Primary Cable	DARK BLUE	700.0	-	B	5131

Connector Name	5219_1
Part Number	1661198C1
Instances	LT/RH/LoneStar - X15/A26 - Rear AUTO HVAC (No Idle) W/ Pre-Heat (Bergstrom Heat and Cool w/ Condensation) 2 SWITCHES:Diagram1 - Powers, Grounds & Controls LT/RH/LoneStar - X15/A26 - Rear AUTO HVAC (No Idle) W/ Pre-Heat (Bergstrom Heat and Cool w/ Condensation) 2 SWITCHES:Diagram3 - Espar Circuit LT/RH/LoneStar - X15/A26 - Rear HVAC (No Idle) W/ Pre-Heat (Bergstrom Heat and Cool w/ Condensation) 2 SWITCHES Option 1:Diagram1 - Powers, Grounds & Controls LT/RH/LoneStar - X15/A26 - Rear HVAC (No Idle) W/ Pre-Heat (Bergstrom Heat and Cool w/ Condensation) 2 SWITCHES Option 2:Diagram1 - Powers, Grounds & Controls LT/RH/LoneStar - X15/A26 - Rear HVAC (No Idle) W/ Pre-Heat (Bergstrom Heat and Cool w/ Condensation) 4 SWITCHES Option 1:Diagram1 - Powers, Grounds & Controls LT/RH/LoneStar - X15/A26 - Rear HVAC (No Idle) W/ Pre-Heat (Bergstrom Heat and Cool w/ Condensation) 4 SWITCHES Option 2:Diagram1 - Powers, Grounds & Controls LT/RH/LoneStar - X15/A26 - Rear Manual HVAC (No Idle) W/ Pre-Heat (Bergstrom Heat and Cool w/ Condensation) 2 SWITCHES:Diagram1 - Powers, Grounds & Controls LT/RH/LoneStar - X15/A26 - Rear Manual HVAC (No Idle) W/ Pre-Heat (Bergstrom Heat and Cool w/ Condensation) 2 SWITCHES:Diagram3 - Espar Circuit
Mates	DEV-HYDRONIC_HEATER-01



Name	Terminal Part Number	V-Min	Name	Wire Part Number	Wire CSA	Wire Spec	Wire Material description	Wire Color Description	Wire Length	End2 Terminal Part Number	End2 Pin Name	End2 Connect or
A	-	-	ZE75-GAK	2643674 R1	0.79	18.0	Std. Wall XLPE Primary Cable	WHITE	3597.0	-	X	-
A	-	-	BD75-GAK	2643674 R1	0.79	18.0	Std. Wall XLPE Primary Cable	WHITE	3597.0	-	X	-

Name	Terminal Part Number	V-Min	Name	Wire Part Number	Wire CSA	Wire Spec	Wire Material description	Wire Color Description	Wire Length	End2 Terminal Part Number	End2 Pin Name	End2 Connector
A	-	-	BF75-GAK	2643674 R1	0.79	18.0	Std. Wall XLPE Primary Cable	WHITE	3597.0	-	X	-
B	-	-	ZE75AL	3510302 R1	3.01	12.0	Thin Wall XLPE Primary Cable	LIGHT GREEN	3717.0	-	-	-
B	-	-	BA75AL	3510302 R1	3.01	12.0	Thin Wall XLPE Primary Cable	LIGHT GREEN	3717.0	-	-	-
C	-	-	ZE75AJA	2643671 R1	0.79	18.0	Std. Wall XLPE Primary Cable	LIGHT GREEN	435.0	-	X	-
C	-	-	BA75AJA	2643671 R1	0.79	18.0	Std. Wall XLPE Primary Cable	LIGHT GREEN	585.0	-	X	-

Connector Name	5220
Part Number	1667305C1
Short Description	NO IDLE ENGINE HEAT
Instances	LT/RH/LoneStar - X15/A26 - Rear AUTO HVAC (No Idle) W/ Pre-Heat (Bergstrom Heat and Cool w/ Condensation) 2 SWITCHES:Diagram2 - No Idle Switching LT/RH/LoneStar - X15/A26 - Rear HVAC (No Idle) W/ Pre-Heat (Bergstrom Heat and Cool w/ Condensation) 2 SWITCHES Option 1:Diagram2 - No Idle Switching LT/RH/LoneStar - X15/A26 - Rear HVAC (No Idle) W/ Pre-Heat (Bergstrom Heat and Cool w/ Condensation) 2 SWITCHES Option 2:Diagram2 - No Idle Switching LT/RH/LoneStar - X15/A26 - Rear HVAC (No Idle) W/ Pre-Heat (Bergstrom Heat and Cool w/ Condensation) 4 SWITCHES Option 1:Diagram2 - No Idle Switching LT/RH/LoneStar - X15/A26 - Rear HVAC (No Idle) W/ Pre-Heat (Bergstrom Heat and Cool w/ Condensation) 4 SWITCHES Option 2:Diagram2 - No Idle Switching LT/RH/LoneStar - X15/A26 - Rear Manual HVAC (No Idle) W/ Pre-Heat (Bergstrom Heat and Cool w/ Condensation) 2 SWITCHES:Diagram2 - No Idle Switching LT/RH/LoneStar A26/X15 - No-Idle HVAC (Espar Airtronic, Berstrom AC, Front Auto Control head):Diagram2 - No Idle Switching LT/RH/LoneStar A26/X15 - No-Idle HVAC (Espar Airtronic, Berstrom AC, Front Manual Control head:Diagram2 - No Idle Switching
Mates	5220



Name	Terminal Part Number	V-Min	Name	Wire Part Number	Wire CSA	Wire Spec	Wire Material description	Wire Color Description	Wire Length	End2 Terminal Part Number	End2 Pin Name	End2 Connector
A	-	-	AK75AG	2643671 R1	0.79	18.0	Std. Wall XLPE Primary Cable	LIGHT GREEN	355.0	-	9	H02-5222
A	-	-	AK75AG	2643671 R1	0.79	18.0	Std. Wall XLPE Primary Cable	LIGHT GREEN	355.0	-	9	5222

Name	Terminal Part Number	V-Min	Name	Wire Part Number	Wire CSA	Wire Spec	Wire Material description	Wire Color Description	Wire Length	End2 Terminal Part Number	End2 Pin Name	End2 Connector
B	-	-	AK75AF	2643671 R1	0.79	18.0	Std. Wall XLPE Primary Cable	LIGHT GREEN	355.0	-	2B	H02-5222
B	-	-	AK75AF	2643671 R1	0.79	18.0	Std. Wall XLPE Primary Cable	LIGHT GREEN	355.0	-	2B	5222
C	-	-	BC75AR	2643671 R1	0.79	18.0	Std. Wall XLPE Primary Cable	LIGHT GREEN	305.0	-	7	H02-5233
C	-	-	AH75AR	2643671 R1	0.79	18.0	Std. Wall XLPE Primary Cable	LIGHT GREEN	355.0	-	7	H02-5222
C	-	-	AH75AR	2643671 R1	0.79	18.0	Std. Wall XLPE Primary Cable	LIGHT GREEN	355.0	-	7	5222
D	-	-	AR75-GAS	2643671 R1	0.79	18.0	Std. Wall XLPE Primary Cable	LIGHT GREEN	355.0	-	10	H02-5222
D	-	-	BC75-GAS	2643671 R1	0.79	18.0	Std. Wall XLPE Primary Cable	LIGHT GREEN	305.0	-	10	H02-5233
D	-	-	AR75-GAS	2643671 R1	0.79	18.0	Std. Wall XLPE Primary Cable	LIGHT GREEN	355.0	-	10	5222

Connector Name	5220
Part Number	1667529C1
Short Description	NO IDLE ENGINE HEAT
Instances	LT/RH/LoneStar - X15/A26 - Rear AUTO HVAC (No Idle) W/ Pre-Heat (Bergstrom Heat and Cool w/ Condensation) 2 SWITCHES:Diagram2 - No Idle Switching LT/RH/LoneStar - X15/A26 - Rear HVAC (No Idle) W/ Pre-Heat (Bergstrom Heat and Cool w/ Condensation) 2 SWITCHES Option 1:Diagram2 - No Idle Switching LT/RH/LoneStar - X15/A26 - Rear HVAC (No Idle) W/ Pre-Heat (Bergstrom Heat and Cool w/ Condensation) 2 SWITCHES Option 2:Diagram2 - No Idle Switching LT/RH/LoneStar - X15/A26 - Rear HVAC (No Idle) W/ Pre-Heat (Bergstrom Heat and Cool w/ Condensation) 4 SWITCHES Option 1:Diagram2 - No Idle Switching LT/RH/LoneStar - X15/A26 - Rear HVAC (No Idle) W/ Pre-Heat (Bergstrom Heat and Cool w/ Condensation) 4 SWITCHES Option 2:Diagram2 - No Idle Switching LT/RH/LoneStar - X15/A26 - Rear Manual HVAC (No Idle) W/ Pre-Heat (Bergstrom Heat and Cool w/ Condensation) 2 SWITCHES:Diagram2 - No Idle Switching LT/RH/LoneStar A26/X15 - No-Idle HVAC (Espar Airtronic, Berstrom AC, Front Auto Control head):Diagram2 - No Idle Switching LT/RH/LoneStar A26/X15 - No-Idle HVAC (Espar Airtronic, Berstrom AC, Front Manual Control head:Diagram2 - No Idle Switching
Mates	5220



Name	Terminal Part Number	V-Min	Name	Wire Part Number	Wire CSA	Wire Spec	Wire Material description	Wire Color Description	Wire Length	End2 Terminal Part Number	End2 Pin Name	End2 Connector
A	-	-	BD75AG	3510299 R1	0.79	18.0	Thin Wall XLPE Primary Cable	LIGHT GREEN	1430.0	-	X	-
A	-	-	ZE75AG	3510299 R1	0.79	18.0	Thin Wall XLPE Primary Cable	LIGHT GREEN	5202.0	-	B14	H01-5205

Name	Terminal Part Number	V-Min	Name	Wire Part Number	Wire CSA	Wire Spec	Wire Material description	Wire Color Description	Wire Length	End2 Terminal Part Number	End2 Pin Name	End2 Connector
A	-	-	ZE75AG	3510299 R1	0.79	18.0	Thin Wall XLPE Primary Cable	LIGHT GREEN	5202.0	-	B14	5205
B	-	-	BD75AF	3510299 R1	0.79	18.0	Thin Wall XLPE Primary Cable	LIGHT GREEN	1460.0	-	X	-
B	-	-	BF75AF	3510299 R1	0.79	18.0	Thin Wall XLPE Primary Cable	LIGHT GREEN	5202.0	-	B15	H01-5205
B	-	-	BF75AF	3510299 R1	0.79	18.0	Thin Wall XLPE Primary Cable	LIGHT GREEN	5202.0	-	B15	5205
C	-	-	BF75AR	2643671 R1	0.79	18.0	Std. Wall XLPE Primary Cable	LIGHT GREEN	5202.0	-	A1	H01-5205
C	-	-	BD75AR	2643671 R1	0.79	18.0	Std. Wall XLPE Primary Cable	LIGHT GREEN	1400.0	-	X	-
C	-	-	BF75AR	2643671 R1	0.79	18.0	Std. Wall XLPE Primary Cable	LIGHT GREEN	5202.0	-	A1	5205
C	-	-	ZE75AR	2643671 R1	0.79	18.0	Std. Wall XLPE Primary Cable	LIGHT GREEN	5202.0	-	A1	H01-5205

Name	Terminal Part Number	V-Min	Name	Wire Part Number	Wire CSA	Wire Spec	Wire Material description	Wire Color Description	Wire Length	End2 Terminal Part Number	End2 Pin Name	End2 Connector
D	-	-	ZE75-GAS	2643674 R1	0.79	18.0	Std. Wall XLPE Primary Cable	WHITE	1690.0	-	X	-
D	-	-	BF75-GAS	2643674 R1	0.79	18.0	Std. Wall XLPE Primary Cable	WHITE	1690.0	-	X	-
D	-	-	BD75-GAS	3510359 R1	0.79	18.0	Thin Wall XLPE Primary Cable	WHITE	1690.0	-	X	-

Connector Name	5222
Part Number	3520850C1
Instances	LT/RH/LoneStar - X15/A26 - Rear HVAC (No Idle) W/ Pre-Heat (Bergstrom Heat and Cool w/ Condensation) 2 SWITCHES Option 1:Diagram2 - No Idle Switching LT/RH/LoneStar - X15/A26 - Rear HVAC (No Idle) W/ Pre-Heat (Bergstrom Heat and Cool w/ Condensation) 2 SWITCHES Option 2:Diagram2 - No Idle Switching LT/RH/LoneStar - X15/A26 - Rear HVAC (No Idle) W/ Pre-Heat (Bergstrom Heat and Cool w/ Condensation) 4 SWITCHES Option 1:Diagram2 - No Idle Switching LT/RH/LoneStar - X15/A26 - Rear HVAC (No Idle) W/ Pre-Heat (Bergstrom Heat and Cool w/ Condensation) 4 SWITCHES Option 2:Diagram2 - No Idle Switching
Mates	SW-Rear_Engine_Heat-6002-0 3-02A



Name	Terminal Part Number	V-Min	Name	Wire Part Number	Wire CSA	Wire Spec	Wire Material description	Wire Color Description	Wire Length	End2 Terminal Part Number	End2 Pin Name	End2 Connector
2B	-	-	AK75AF	2643671 R1	0.79	18.0	Std. Wall XLPE Primary Cable	LIGHT GREEN	355.0	-	B	5220
3	-	-	AH75AT	2643671 R1	0.79	18.0	Std. Wall XLPE Primary Cable	LIGHT GREEN	0.0	-	7	5222
3	-	-	AR75HB	2643671 R1	0.79	18.0	Std. Wall XLPE Primary Cable	LIGHT GREEN	150.0	-	7	5233
7	-	-	AH75AT	2643671 R1	0.79	18.0	Std. Wall XLPE Primary Cable	LIGHT GREEN	0.0	-	3	5222

Name	Terminal Part Number	V-Min	Name	Wire Part Number	Wire CSA	Wire Spec	Wire Material description	Wire Color Description	Wire Length	End2 Terminal Part Number	End2 Pin Name	End2 Connector
7	-	-	AR75AT	2643671 R1	0.79	18.0	Std. Wall XLPE Primary Cable	LIGHT GREEN	150.0	-	7	5233
7	-	-	AH75AR	2643671 R1	0.79	18.0	Std. Wall XLPE Primary Cable	LIGHT GREEN	355.0	-	C	5220
8	-	-	AP62AA	2643720 R1	0.79	18.0	Std. Wall XLPE Primary Cable	DARK BLUE	150.0	-	8	5233
8	-	-	AP62J	2643720 R1	0.79	18.0	Std. Wall XLPE Primary Cable	DARK BLUE	225.0	-	X	-
8	-	-	AE62J	2643720 R1	0.79	18.0	Std. Wall XLPE Primary Cable	DARK BLUE	325.0	-	X	-
9	-	-	AK75AG	2643671 R1	0.79	18.0	Std. Wall XLPE Primary Cable	LIGHT GREEN	355.0	-	A	5220
10	-	-	BA75HA	2643671 R1	0.79	18.0	Std. Wall XLPE Primary Cable	LIGHT GREEN	150.0	-	10	5233
10	-	-	AR75-GAS	2643671 R1	0.79	18.0	Std. Wall XLPE Primary Cable	LIGHT GREEN	355.0	-	D	5220
10	-	-	AR75HA	2643671 R1	0.79	18.0	Std. Wall XLPE Primary Cable	LIGHT GREEN	150.0	-	10	5233

Connector Name	5230A
Part Number	1661200C1
Short Description	NO IDLE CONTROLS 2
Instances	LT/RH/LoneStar - X15/A26 - Rear AUTO HVAC (No Idle) W/ Pre-Heat (Bergstrom Heat and Cool w/ Condensation) 2 SWITCHES:Diagram2 - No Idle Switching LT/RH/LoneStar - X15/A26 - Rear HVAC (No Idle) W/ Pre-Heat (Bergstrom Heat and Cool w/ Condensation) 2 SWITCHES Option 1:Diagram2 - No Idle Switching LT/RH/LoneStar - X15/A26 - Rear HVAC (No Idle) W/ Pre-Heat (Bergstrom Heat and Cool w/ Condensation) 2 SWITCHES Option 2:Diagram2 - No Idle Switching LT/RH/LoneStar - X15/A26 - Rear Manual HVAC (No Idle) W/ Pre-Heat (Bergstrom Heat and Cool w/ Condensation) 2 SWITCHES:Diagram2 - No Idle Switching LT/RH/LoneStar A26/X15 - No-Idle HVAC (Espar Airtronic, Berstrom AC, Front Auto Control head):Diagram2 - No Idle Switching LT/RH/LoneStar A26/X15 - No-Idle HVAC (Espar Airtronic, Berstrom AC, Front Manual Control head:Diagram2 - No Idle Switching
Mates	5230A



Name	Terminal Part Number	V-Min	Name	Wire Part Number	Wire CSA	Wire Spec	Wire Material description	Wire Color Description	Wire Length	End2 Terminal Part Number	End2 Pin Name	End2 Connect or
A	-	-	ZE77NE	3510299 R1	0.79	18.0	Thin Wall XLPE Primary Cable	LIGHT GREEN	5227.0	-	B13	H01-5205
A	-	-	ZE77NE	3510299 R1	0.79	18.0	Thin Wall XLPE Primary Cable	LIGHT GREEN	5227.0	-	B13	5205
B	-	-	ZE77NF	3510299 R1	0.79	18.0	Thin Wall XLPE Primary Cable	LIGHT GREEN	5227.0	-	B12	H01-5205

Name	Terminal Part Number	V-Min	Name	Wire Part Number	Wire CSA	Wire Spec	Wire Material description	Wire Color Description	Wire Length	End2 Terminal Part Number	End2 Pin Name	End2 Connector
B	-	-	ZE77NF	3510299 R1	0.79	18.0	Thin Wall XLPE Primary Cable	LIGHT GREEN	5227.0	-	B12	5205

Connector Name	5230A
Part Number	1661201C1
Short Description	NO IDLE CONTROLS 2
Instances	LT/RH/LoneStar - X15/A26 - Rear AUTO HVAC (No Idle) W/ Pre-Heat (Bergstrom Heat and Cool w/ Condensation) 2 SWITCHES:Diagram2 - No Idle Switching LT/RH/LoneStar - X15/A26 - Rear HVAC (No Idle) W/ Pre-Heat (Bergstrom Heat and Cool w/ Condensation) 2 SWITCHES Option 1:Diagram2 - No Idle Switching LT/RH/LoneStar - X15/A26 - Rear HVAC (No Idle) W/ Pre-Heat (Bergstrom Heat and Cool w/ Condensation) 2 SWITCHES Option 2:Diagram2 - No Idle Switching LT/RH/LoneStar - X15/A26 - Rear Manual HVAC (No Idle) W/ Pre-Heat (Bergstrom Heat and Cool w/ Condensation) 2 SWITCHES:Diagram2 - No Idle Switching LT/RH/LoneStar A26/X15 - No-Idle HVAC (Espar Airtronic, Berstrom AC, Front Auto Control head):Diagram2 - No Idle Switching LT/RH/LoneStar A26/X15 - No-Idle HVAC (Espar Airtronic, Berstrom AC, Front Manual Control head:Diagram2 - No Idle Switching
Mates	5230A

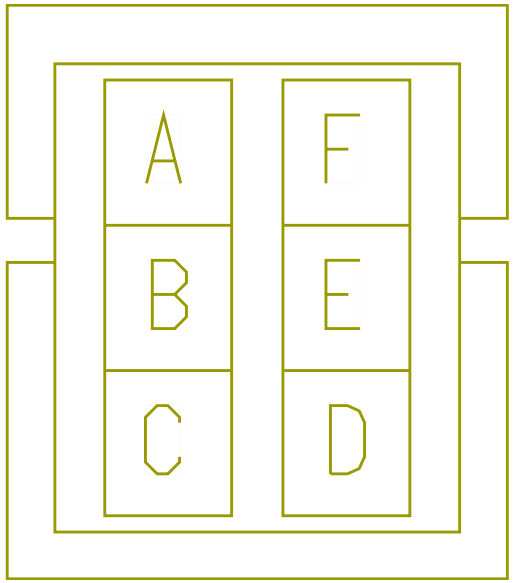

Name	Terminal Part Number	V-Min	Name	Wire Part Number	Wire CSA	Wire Spec	Wire Material description	Wire Color Description	Wire Length	End2 Terminal Part Number	End2 Pin Name	End2 Connect or
A	-	-	BA77NE	2643671 R1	0.79	18.0	Std. Wall XLPE Primary Cable	LIGHT GREEN	325.0	-	2B	H02-5233
A	-	-	BA77NE	2643671 R1	0.79	18.0	Std. Wall XLPE Primary Cable	LIGHT GREEN	325.0	-	2B	5233
A	-	-	BC77NE	2643671 R1	0.79	18.0	Std. Wall XLPE Primary Cable	LIGHT GREEN	325.0	-	2B	H02-5233

Name	Terminal Part Number	V-Min	Name	Wire Part Number	Wire CSA	Wire Spec	Wire Material description	Wire Color Description	Wire Length	End2 Terminal Part Number	End2 Pin Name	End2 Connect or
B	-	-	BA77NF	2643671 R1	0.79	18.0	Std. Wall XLPE Primary Cable	LIGHT GREEN	325.0	-	9	H02-5233
B	-	-	BA77NF	2643671 R1	0.79	18.0	Std. Wall XLPE Primary Cable	LIGHT GREEN	325.0	-	9	5233
B	-	-	BC77NF	2643671 R1	0.79	18.0	Std. Wall XLPE Primary Cable	LIGHT GREEN	325.0	-	9	H02-5233

Connector Name	5230
Part Number	1661200C1
Short Description	NO IDLE CONTROLS
Instances	LT/RH/LoneStar - X15/A26 - Rear AUTO HVAC (No Idle) W/ Pre-Heat (Bergstrom Heat and Cool w/ Condensation) 2 SWITCHES:Diagram2 - No Idle Switching LT/RH/LoneStar - X15/A26 - Rear AUTO HVAC (No Idle) W/ Pre-Heat (Bergstrom Heat and Cool w/ Condensation) 2 SWITCHES:Diagram3 - Espar Circuit LT/RH/LoneStar - X15/A26 - Rear HVAC (No Idle Heater) (Espar) Option 1:Diagram1 LT/RH/LoneStar - X15/A26 - Rear HVAC (No Idle Heater) (Espar) Option 2:Diagram1 LT/RH/LoneStar - X15/A26 - Rear HVAC (No Idle Heater) (Webasto Std N/Swift) N/ Heat Swtich:Diagram1 LT/RH/LoneStar - X15/A26 - Rear HVAC (No Idle Heater) (Webasto Std W/Swift) N/ Heat Switch:Diagram1 LT/RH/LoneStar - X15/A26 - Rear HVAC (No Idle) W/ Pre-Heat (Bergstrom Heat and Cool w/ Condensation) 2 SWITCHES Option 1:Diagram2 - No Idle Switching LT/RH/LoneStar - X15/A26 - Rear HVAC (No Idle) W/ Pre-Heat (Bergstrom Heat and Cool w/ Condensation) 2 SWITCHES Option 2:Diagram2 - No Idle Switching LT/RH/LoneStar - X15/A26 - Rear HVAC (No Idle) W/ Pre-Heat (Bergstrom Heat and Cool w/ Condensation) 4 SWITCHES Option 1:Diagram2 - No Idle Switching LT/RH/LoneStar - X15/A26 - Rear HVAC (No Idle) W/ Pre-Heat (Bergstrom Heat and Cool w/ Condensation) 4 SWITCHES Option 2:Diagram2 - No Idle Switching LT/RH/LoneStar - X15/A26 - Rear Manual HVAC (No Idle) W/ Pre-Heat (Bergstrom Heat and Cool w/ Condensation) 2 SWITCHES:Diagram2 - No Idle Switching LT/RH/LoneStar - X15/A26 - Rear Manual HVAC (No Idle) W/ Pre-Heat (Bergstrom Heat and Cool w/ Condensation) 2 SWITCHES:Diagram3 - Espar Circuit LT/RH/LoneStar A26/X15 - No-Idle HVAC (Espar Airtronic, Berstrom AC, Front Auto Control head):Diagram2 - No Idle Switching LT/RH/LoneStar A26/X15 - No-Idle HVAC (Espar Airtronic, Berstrom AC, Front Auto Control head):Diagram3 - Espar Circuit LT/RH/LoneStar A26/X15 - No-Idle HVAC (Espar Airtronic, Berstrom AC, Front Manual Control head:Diagram2 - No Idle Switching



LT/RH/LoneStar A26/X15 - No-Idle HVAC (Espar Airtronic, Berstrom AC, Front Manual Control head:Diagram3 - Espar Circuit

Mates 5230

Name	Terminal Part Number	V-Min	Name	Wire Part Number	Wire CSA	Wire Spec	Wire Material description	Wire Color Description	Wire Length	End2 Terminal Part Number	End2 Pin Name	End2 Connect or
A	-	-	ZE75WC	3510299 R1	0.79	18.0	Thin Wall XLPE Primary Cable	LIGHT GREEN	2880.0	-	E	H01-5238
A	-	-	BF77NE	3510299 R1	0.79	18.0	Thin Wall XLPE Primary Cable	LIGHT GREEN	5177.0	-	B13	5205
A	-	-	ZG75WC	3510299 R1	0.79	18.0	Thin Wall XLPE Primary Cable	LIGHT GREEN	2880.0	-	E	H01-5238
A	-	-	BD77NE	3510299 R1	0.79	18.0	Thin Wall XLPE Primary Cable	LIGHT GREEN	1345.0	-	X	-
A	-	-	GS75WC	3510299 R1	0.79	18.0	Thin Wall XLPE Primary Cable	LIGHT GREEN	2880.0	-	E	H01-5236
B	-	-	BD77NF	3510299 R1	0.79	18.0	Thin Wall XLPE Primary Cable	LIGHT GREEN	1315.0	-	X	-
B	-	-	ZE75WD	3510299 R1	0.79	18.0	Thin Wall XLPE Primary Cable	LIGHT GREEN	2290.0	-	X	-

Name	Terminal Part Number	V-Min	Name	Wire Part Number	Wire CSA	Wire Spec	Wire Material description	Wire Color Description	Wire Length	End2 Terminal Part Number	End2 Pin Name	End2 Connector
B	-	-	BF77NF	3510299 R1	0.79	18.0	Thin Wall XLPE Primary Cable	LIGHT GREEN	5177.0	-	B12	H01-5205
B	-	-	BF77NF	3510299 R1	0.79	18.0	Thin Wall XLPE Primary Cable	LIGHT GREEN	5177.0	-	B12	5205
B	-	-	GV75WD	3510299 R1	0.79	18.0	Thin Wall XLPE Primary Cable	LIGHT GREEN	1700.0	-	X	-
B	-	-	ZG75WD	2643671 R1	0.79	18.0	Std. Wall XLPE Primary Cable	LIGHT GREEN	1285.0	-	X	-
C	-	-	ZE75WE	3510299 R1	0.79	18.0	Thin Wall XLPE Primary Cable	LIGHT GREEN	2880.0	-	G	H01-5238
C	-	-	ZG75WE	3510299 R1	0.79	18.0	Thin Wall XLPE Primary Cable	LIGHT GREEN	2880.0	-	G	H01-5238
C	-	-	GS75WE	3510299 R1	0.79	18.0	Thin Wall XLPE Primary Cable	LIGHT GREEN	2880.0	-	G	H01-5236
D	-	-	ZE75WF	3510299 R1	0.79	18.0	Thin Wall XLPE Primary Cable	LIGHT GREEN	2880.0	-	H	H01-5238

Name	Terminal Part Number	V-Min	Name	Wire Part Number	Wire CSA	Wire Spec	Wire Material description	Wire Color Description	Wire Length	End2 Terminal Part Number	End2 Pin Name	End2 Connect or
D	-	-	GV75WF	3510299 R1	0.79	18.0	Thin Wall XLPE Primary Cable	LIGHT GREEN	2880.0	-	H	H01-5238
D	-	-	GS75WF	3510299 R1	0.79	18.0	Thin Wall XLPE Primary Cable	LIGHT GREEN	2880.0	-	H	H01-5236
E	-	-	ZE75WJ	3510359 R1	0.79	18.0	Thin Wall XLPE Primary Cable	WHITE	2880.0	-	J	H01-5238
E	-	-	MK75WJ	3510359 R1	0.79	18.0	Thin Wall XLPE Primary Cable	WHITE	2880.0	-	J	H01-5238
F	-	-	ZE75WK	3510299 R1	0.79	18.0	Thin Wall XLPE Primary Cable	LIGHT GREEN	2880.0	-	K	H01-5238
F	-	-	GV75WK	3510299 R1	0.79	18.0	Thin Wall XLPE Primary Cable	LIGHT GREEN	2880.0	-	K	H01-5238

Connector Name	5230
Part Number	1661201C1
Instances	LT/RH/LoneStar - X15/A26 - Rear AUTO HVAC (No Idle) W/ Pre-Heat (Bergstrom Heat and Cool w/ Condensation) 2 SWITCHES:Diagram2 - No Idle Switching LT/RH/LoneStar - X15/A26 - Rear AUTO HVAC (No Idle) W/ Pre-Heat (Bergstrom Heat and Cool w/ Condensation) 2 SWITCHES:Diagram3 - Espar Circuit LT/RH/LoneStar - X15/A26 - Rear HVAC (No Idle Heater) (Espar) Option 1:Diagram1 LT/RH/LoneStar - X15/A26 - Rear HVAC (No Idle Heater) (Espar) Option 2:Diagram1 LT/RH/LoneStar - X15/A26 - Rear HVAC (No Idle Heater) (Webasto Std N/Swift) N/ Heat Swtich:Diagram1 LT/RH/LoneStar - X15/A26 - Rear HVAC (No Idle Heater) (Webasto Std W/Swift) N/ Heat Switch:Diagram1 LT/RH/LoneStar - X15/A26 - Rear HVAC (No Idle) W/ Pre-Heat (Bergstrom Heat and Cool w/ Condensation) 2 SWITCHES Option 1:Diagram2 - No Idle Switching LT/RH/LoneStar - X15/A26 - Rear HVAC (No Idle) W/ Pre-Heat (Bergstrom Heat and Cool w/ Condensation) 2 SWITCHES Option 2:Diagram2 - No Idle Switching LT/RH/LoneStar - X15/A26 - Rear HVAC (No Idle) W/ Pre-Heat (Bergstrom Heat and Cool w/ Condensation) 4 SWITCHES Option 1:Diagram2 - No Idle Switching LT/RH/LoneStar - X15/A26 - Rear HVAC (No Idle) W/ Pre-Heat (Bergstrom Heat and Cool w/ Condensation) 4 SWITCHES Option 2:Diagram2 - No Idle Switching LT/RH/LoneStar - X15/A26 - Rear Manual HVAC (No Idle) W/ Pre-Heat (Bergstrom Heat and Cool w/ Condensation) 2 SWITCHES:Diagram2 - No Idle Switching LT/RH/LoneStar - X15/A26 - Rear Manual HVAC (No Idle) W/ Pre-Heat (Bergstrom Heat and Cool w/ Condensation) 2 SWITCHES:Diagram3 - Espar Circuit LT/RH/LoneStar A26/X15 - No-Idle HVAC (Espar Airtronic, Berstrom AC, Front Auto Control head):Diagram2 - No Idle Switching LT/RH/LoneStar A26/X15 - No-Idle HVAC (Espar Airtronic, Berstrom AC, Front Auto Control head):Diagram3 - Espar Circuit LT/RH/LoneStar A26/X15 - No-Idle HVAC (Espar Airtronic, Berstrom AC, Front Manual Control head:Diagram2 - No Idle Switching

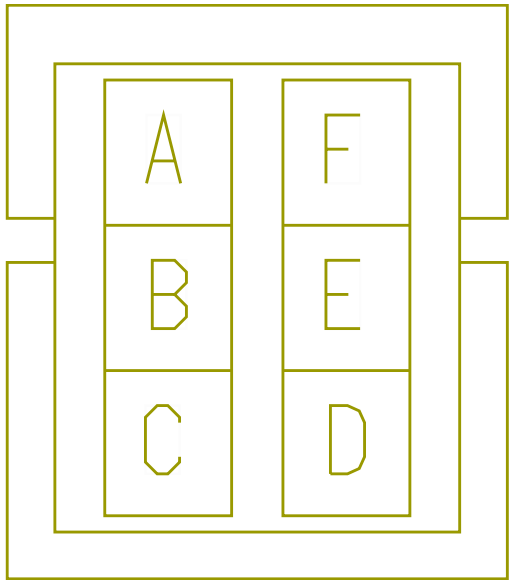

LT/RH/LoneStar A26/X15 - No-Idle HVAC (Espar Airtronic, Berstrom AC, Front Manual Control head:Diagram3 - Espar Circuit

Mates 5230

Name	Terminal Part Number	V-Min	Name	Wire Part Number	Wire CSA	Wire Spec	Wire Material description	Wire Color Description	Wire Length	End2 Terminal Part Number	End2 Pin Name	End2 Connector
A	-	-	AT75WC	2643671 R1	0.79	18.0	Std. Wall XLPE Primary Cable	LIGHT GREEN	200.0	-	A	H02-5237
A	-	-	AR77NE	2643671 R1	0.79	18.0	Std. Wall XLPE Primary Cable	LIGHT GREEN	325.0	-	2B	5233
A	-	-	AM75WC	2643671 R1	0.79	18.0	Std. Wall XLPE Primary Cable	LIGHT GREEN	150.0	-	C	H02-5235
A	-	-	BE75WC	2643671 R1	0.79	18.0	Std. Wall XLPE Primary Cable	LIGHT GREEN	200.0	-	A	H02-5237
B	-	-	BE75WD	2643671 R1	0.79	18.0	Std. Wall XLPE Primary Cable	LIGHT GREEN	200.0	-	B	H02-5237
B	-	-	AR77NF	2643671 R1	0.79	18.0	Std. Wall XLPE Primary Cable	LIGHT GREEN	325.0	-	9	H02-5233
B	-	-	AR77NF	2643671 R1	0.79	18.0	Std. Wall XLPE Primary Cable	LIGHT GREEN	325.0	-	9	5233

Name	Terminal Part Number	V-Min	Name	Wire Part Number	Wire CSA	Wire Spec	Wire Material description	Wire Color Description	Wire Length	End2 Terminal Part Number	End2 Pin Name	End2 Connector
B	-	-	AM75WD	2643671 R1	0.79	18.0	Std. Wall XLPE Primary Cable	LIGHT GREEN	150.0	-	D	H02-5235
B	-	-	AT75WD	2643671 R1	0.79	18.0	Std. Wall XLPE Primary Cable	LIGHT GREEN	200.0	-	B	H02-5237
C	-	-	BE75WE	2643671 R1	0.79	18.0	Std. Wall XLPE Primary Cable	LIGHT GREEN	200.0	-	C	H02-5237
C	-	-	AM75WE	2643671 R1	0.79	18.0	Std. Wall XLPE Primary Cable	LIGHT GREEN	150.0	-	B	H02-5235
C	-	-	AT75WE	2643671 R1	0.79	18.0	Std. Wall XLPE Primary Cable	LIGHT GREEN	200.0	-	C	H02-5237
D	-	-	AT75WF	2643671 R1	0.79	18.0	Std. Wall XLPE Primary Cable	LIGHT GREEN	200.0	-	D	H02-5237
D	-	-	AM75WF	2643671 R1	0.79	18.0	Std. Wall XLPE Primary Cable	LIGHT GREEN	150.0	-	A	H02-5235
D	-	-	BE75WF	2643671 R1	0.79	18.0	Std. Wall XLPE Primary Cable	LIGHT GREEN	200.0	-	D	H02-5237

Name	Terminal Part Number	V-Min	Name	Wire Part Number	Wire CSA	Wire Spec	Wire Material description	Wire Color Description	Wire Length	End2 Terminal Part Number	End2 Pin Name	End2 Connector
E	-	-	AT75WJ	2643671 R1	0.79	18.0	Std. Wall XLPE Primary Cable	LIGHT GREEN	200.0	-	E	H02-5237
E	-	-	BE75WJ	2643671 R1	0.79	18.0	Std. Wall XLPE Primary Cable	LIGHT GREEN	200.0	-	E	H02-5237
F	-	-	BE75WK	2643671 R1	0.79	18.0	Std. Wall XLPE Primary Cable	LIGHT GREEN	200.0	-	F	H02-5237
F	-	-	AT75WK	2643671 R1	0.79	18.0	Std. Wall XLPE Primary Cable	LIGHT GREEN	200.0	-	F	H02-5237

Connector Name	5231
Part Number	3540612C1
Short Description	NO IDLE CONTROLS WEBASTO
Instances	LT/RH/LoneStar - X15/A26 - Rear HVAC (No Idle Heater) (Webasto Smartemp):Diagram1
Mates	5231

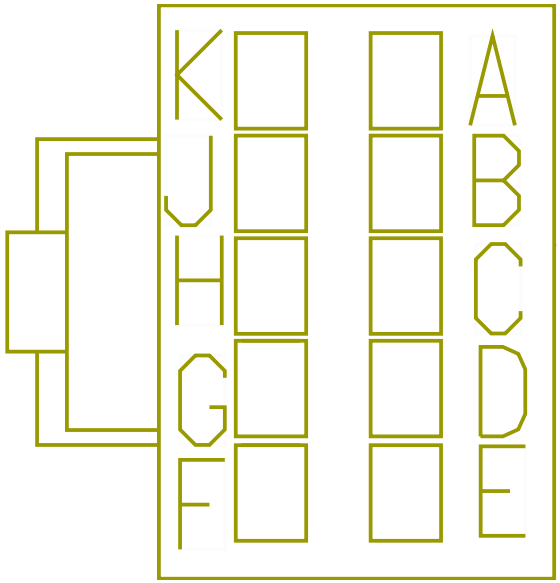

Name	Terminal Part Number	V-Min	Name	Wire Part Number	Wire CSA	Wire Spec	Wire Material description	Wire Color Description	Wire Length	End2 Terminal Part Number	End2 Pin Name	End2 Connect or
A	-	-	ZC75WFA	2643761 R1	0.53	20.0	Std. Wall XLPE Primary Cable	LIGHT GREEN	2880.0	-	E	H01-5237
B	-	-	ZC75WDA	3510299 R1	0.79	18.0	Thin Wall XLPE Primary Cable	LIGHT GREEN	1700.0	-	X	-
C	-	-	ZC75WC	2643762 R1	0.53	20.0	Std. Wall XLPE Primary Cable	BROWN	2880.0	-	G	H01-5237
D	-	-	ZC75WJ	2643758 R1	0.53	20.0	Std. Wall XLPE Primary Cable	RED	2880.0	-	K	H01-5237

Name	Terminal Part Number	V-Min	Name	Wire Part Number	Wire CSA	Wire Spec	Wire Material description	Wire Color Description	Wire Length	End2 Terminal Part Number	End2 Pin Name	End2 Connector
E	-	-	ZC75WE	2643771 R1	0.53	20.0	Std. Wall XLPE Primary Cable	DARK BLUE	2880.0	-	H	H01-5237
F	-	-	ZC75WK	3510299 R1	0.79	18.0	Thin Wall XLPE Primary Cable	LIGHT GREEN	2880.0	-	C	H01-5237
G	-	-	ZC75WG	2643763 R1	0.53	20.0	Std. Wall XLPE Primary Cable	GREY	2880.0	-	J	H01-5237
H	-	-	ZC75WF	2643768 R1	0.53	20.0	Std. Wall XLPE Primary Cable	YELLOW 2	2880.0	-	L	H01-5237

Connector Name	5231
Part Number	3540613C1
Short Description	NO IDLE CONTROLS WEBASTO
Instances	LT/RH/LoneStar - X15/A26 - Rear HVAC (No Idle Heater) (Webasto Smartemp):Diagram1
Mates	5231

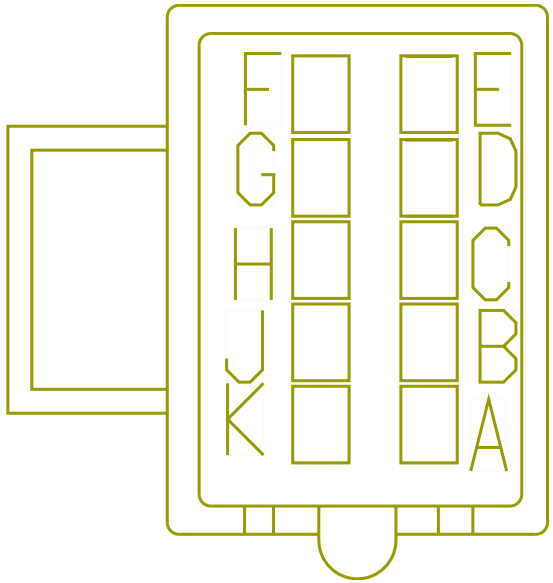

Name	Terminal Part Number	V-Min	Name	Wire Part Number	Wire CSA	Wire Spec	Wire Material description	Wire Color Description	Wire Length	End2 Terminal Part Number	End2 Pin Name	End2 Connector
A	-	-	AV75WA	2643765 R1	0.53	20.0	Std. Wall XLPE Primary Cable	ORANGE	150.0	-	A	H02-5236
B	-	-	AV75WB	2643757 R1	0.53	20.0	Std. Wall XLPE Primary Cable	BLACK	150.0	-	B	H02-5236
C	-	-	AV75WC	2643762 R1	0.53	20.0	Std. Wall XLPE Primary Cable	BROWN	150.0	-	C	H02-5236
D	-	-	AV75WD	2643758 R1	0.53	20.0	Std. Wall XLPE Primary Cable	RED	150.0	-	D	H02-5236

Name	Terminal Part Number	V-Min	Name	Wire Part Number	Wire CSA	Wire Spec	Wire Material description	Wire Color Description	Wire Length	End2 Terminal Part Number	End2 Pin Name	End2 Connector
E	-	-	AV75WE	2643771 R1	0.53	20.0	Std. Wall XLPE Primary Cable	DARK BLUE	150.0	-	E	H02-5236
F	-	-	AV75WF	2643768 R1	0.53	20.0	Std. Wall XLPE Primary Cable	YELLOW 2	150.0	-	F	H02-5236
G	-	-	AV75WG	2643763 R1	0.53	20.0	Std. Wall XLPE Primary Cable	GREY	150.0	-	G	H02-5236
H	-	-	AV75WH	2643761 R1	0.53	20.0	Std. Wall XLPE Primary Cable	LIGHT GREEN	150.0	-	H	H02-5236

Connector Name	5233
Part Number	3520850C1
Instances	LT/RH/LoneStar - X15/A26 - Rear HVAC (No Idle) W/ Pre-Heat (Bergstrom Heat and Cool w/ Condensation) 2 SWITCHES Option 1:Diagram2 - No Idle Switching LT/RH/LoneStar - X15/A26 - Rear HVAC (No Idle) W/ Pre-Heat (Bergstrom Heat and Cool w/ Condensation) 2 SWITCHES Option 2:Diagram2 - No Idle Switching LT/RH/LoneStar - X15/A26 - Rear HVAC (No Idle) W/ Pre-Heat (Bergstrom Heat and Cool w/ Condensation) 4 SWITCHES Option 1:Diagram2 - No Idle Switching LT/RH/LoneStar - X15/A26 - Rear HVAC (No Idle) W/ Pre-Heat (Bergstrom Heat and Cool w/ Condensation) 4 SWITCHES Option 2:Diagram2 - No Idle Switching
Mates	SW-Rear_Engine_Cool-6002-0 3-02A



Name	Terminal Part Number	V-Min	Name	Wire Part Number	Wire CSA	Wire Spec	Wire Material description	Wire Color Description	Wire Length	End2 Terminal Part Number	End2 Pin Name	End2 Connector
2B	-	-	BA77NE	2643671 R1	0.79	18.0	Std. Wall XLPE Primary Cable	LIGHT GREEN	325.0	-	A	5230A
2B	-	-	AR77NE	2643671 R1	0.79	18.0	Std. Wall XLPE Primary Cable	LIGHT GREEN	325.0	-	A	5230
7	-	-	AR75AT	2643671 R1	0.79	18.0	Std. Wall XLPE Primary Cable	LIGHT GREEN	150.0	-	7	5222
7	-	-	AR75HB	2643671 R1	0.79	18.0	Std. Wall XLPE Primary Cable	LIGHT GREEN	150.0	-	3	5222

Name	Terminal Part Number	V-Min	Name	Wire Part Number	Wire CSA	Wire Spec	Wire Material description	Wire Color Description	Wire Length	End2 Terminal Part Number	End2 Pin Name	End2 Connect or
8	-	-	AF62J	2643720 R1	0.79	18.0	Std. Wall XLPE Primary Cable	DARK BLUE	275.0	-	X	-
8	-	-	AP62AA	2643720 R1	0.79	18.0	Std. Wall XLPE Primary Cable	DARK BLUE	150.0	-	8	5222
9	-	-	AR77NF	2643671 R1	0.79	18.0	Std. Wall XLPE Primary Cable	LIGHT GREEN	325.0	-	B	5230
9	-	-	BA77NF	2643671 R1	0.79	18.0	Std. Wall XLPE Primary Cable	LIGHT GREEN	325.0	-	B	5230A
10	-	-	BA75HA	2643671 R1	0.79	18.0	Std. Wall XLPE Primary Cable	LIGHT GREEN	150.0	-	10	5222
10	-	-	AR75HA	2643671 R1	0.79	18.0	Std. Wall XLPE Primary Cable	LIGHT GREEN	150.0	-	10	5222

Connector Name	5300
Part Number	2031871C1
Instances	LT/RH - A26 - Work Lights - LED W/ Sw Pack - Customer Supplied - Sleeper W/ RKE W/MAN REV:Diagram1 LT/RH - A26 - Work Lights - LED W/ Sw Pack - Customer Supplied - Sleeper W/ RKE W/MAN REV:Diagram2 LT/RH - A26 - Work Lights - LED W/ Sw Pack - Customer Supplied - Sleeper W/ RKE W/MAN REV:Diagram3 LT/RH - A26 - Work Lights - LED W/ Sw Pack - Customer Supplied - Sleeper W/ RKE W/MAN REV:Diagram4 LT/RH - A26 - Work Lights - LED W/ Sw Pack - Customer Supplied - Sleeper W/O RKE W/MAN REV:Diagram1 LT/RH - A26 - Work Lights - LED W/ Sw Pack - Customer Supplied - Sleeper W/O RKE W/MAN REV:Diagram2 LT/RH - A26 - Work Lights - LED W/ Sw Pack - Customer Supplied - Sleeper W/O RKE W/MAN REV:Diagram3 LT/RH - A26 - Work Lights - LED W/ Sw Pack - Customer Supplied - Sleeper W/O RKE W/MAN REV:Diagram4 LT/RH - A26 - Work Lights -LED W/ Sw Pack - Sleeper W/ RKE W/MAN REV:Diagram1 LT/RH - A26 - Work Lights -LED W/ Sw Pack - Sleeper W/ RKE W/MAN REV:Diagram2 LT/RH - A26 - Work Lights -LED W/ Sw Pack - Sleeper W/O RKE W/MAN REV:Diagram1 LT/RH - A26 - Work Lights -LED W/ Sw Pack - Sleeper W/O RKE W/MAN REV:Diagram2 LT/RH LoneStar - X15/A26 - Speakers:Four Speakers N/BT N/QC:Diagram2-Sleeper LT/RH LoneStar - X15/A26 - Speakers:Four Speakers N/BT W/QC:Diagram2-Sleeper LT/RH LoneStar - X15/A26 - Speakers:Four Speakers W/BT N/QC:Diagram2-Sleeper LT/RH LoneStar - X15/A26 - Speakers:Four Speakers W/BT W/QC:Diagram2-Sleeper LT/RH LoneStar - X15/A26 - Speakers:Speakers N/BT W/AMP N/QC:Diagram1 LT/RH LoneStar - X15/A26 - Speakers:Speakers W/BT W/AMP N/QC:Diagram1 LT/RH/LoneStar - X15 - Work Lights - LED W/ Sw Pack - Customer Supplied - Sleeper W/ RKE W/MAN REV:Diagram1 LT/RH/LoneStar - X15 - Work Lights - LED W/ Sw Pack - Customer Supplied - Sleeper W/ RKE W/MAN REV:Diagram2



LT/RH/LoneStar - X15 - Work Lights - LED W/ Sw Pack - Customer Supplied - Sleeper W/O RKE W/MAN REV:Diagram1
LT/RH/LoneStar - X15 - Work Lights - LED W/ Sw Pack - Customer Supplied - Sleeper W/O RKE W/MAN REV:Diagram2
LT/RH/LoneStar - X15 - Work Lights -LED W/ Sw Pack - Sleeper W/ RKE W/MAN REV:Diagram1
LT/RH/LoneStar - X15 - Work Lights -LED W/ Sw Pack - Sleeper W/O RKE W/MAN REV:Diagram1
LT/RH/LoneStar - X15/A26 - Work Lights - LED W/ Sw Pack - Customer Supplied - Sleeper:Diagram1
LT/RH/LoneStar - X15/A26 - Work Lights - LED W/ Sw Pack - Customer Supplied - Sleeper:Diagram2
LT/RH/LoneStar - X15/A26 - Work Lights - LED W/ Sw Pack - Customer Supplied - Sleeper W/ RKE W/AUTO REV:Diagram1
LT/RH/LoneStar - X15/A26 - Work Lights - LED W/ Sw Pack - Customer Supplied - Sleeper W/ RKE W/AUTO REV:Diagram2
LT/RH/LoneStar - X15/A26 - Work Lights - LED W/ Sw Pack - Customer Supplied - Sleeper W/O RKE:Diagram1
LT/RH/LoneStar - X15/A26 - Work Lights - LED W/ Sw Pack - Customer Supplied - Sleeper W/O RKE:Diagram2
LT/RH/LoneStar - X15/A26 - Work Lights - LED W/ Sw Pack - Customer Supplied - Sleeper W/O RKE W/AUTO REV:Diagram1
LT/RH/LoneStar - X15/A26 - Work Lights - LED W/ Sw Pack - Customer Supplied - Sleeper W/O RKE W/AUTO REV:Diagram2
LT/RH/LoneStar - X15/A26 - Work Lights -LED W/ Sw Pack - Sleeper:Diagram1
LT/RH/LoneStar - X15/A26 - Work Lights -LED W/ Sw Pack - Sleeper W/ RKE W/AUTO REV:Diagram1
LT/RH/LoneStar - X15/A26 - Work Lights -LED W/ Sw Pack - Sleeper W/O RKE:Diagram1
LT/RH/LoneStar - X15/A26 - Work Lights -LED W/ Sw Pack - Sleeper W/O RKE W/AUTO REV:Diagram1

Mates 5300

Name	Terminal Part Number	V-Min	Name	Wire Part Number	Wire CSA	Wire Spec	Wire Material description	Wire Color Description	Wire Length	End2 Terminal Part Number	End2 Pin Name	End2 Connect or
A	-	-	HF86BB	2643671 R1	0.79	18.0	Std. Wall XLPE Primary Cable	LIGHT GREEN	2550.0	-	34	5000

Name	Terminal Part Number	V-Min	Name	Wire Part Number	Wire CSA	Wire Spec	Wire Material description	Wire Color Description	Wire Length	End2 Terminal Part Number	End2 Pin Name	End2 Connector
A	-	-	V86BB	2643671 R1	0.79	18.0	Std. Wall XLPE Primary Cable	LIGHT GREEN	720.0	-	A	H03-5301
B	-	-	HF86CB	2643671 R1	0.79	18.0	Std. Wall XLPE Primary Cable	LIGHT GREEN	2550.0	-	25	5000
B	-	-	V86CB	2643671 R1	0.79	18.0	Std. Wall XLPE Primary Cable	LIGHT GREEN	720.0	-	B	H03-5301
C	-	-	HF86DB	2643671 R1	0.79	18.0	Std. Wall XLPE Primary Cable	LIGHT GREEN	2550.0	-	5	5000
C	-	-	V86DB	2643671 R1	0.79	18.0	Std. Wall XLPE Primary Cable	LIGHT GREEN	1435.0	-	A	H03-5302
D	-	-	HF86EB	2643671 R1	0.79	18.0	Std. Wall XLPE Primary Cable	LIGHT GREEN	2550.0	-	6	5000
D	-	-	V86EB	2643671 R1	0.79	18.0	Std. Wall XLPE Primary Cable	LIGHT GREEN	1435.0	-	B	H03-5302
E	-	-	HA65	2643682 R1	1.16	16.0	Std. Wall XLPE Primary Cable	ORANGE	2550.0	-	20	5000
F	-	-	HA65-G	2643681 R1	1.16	16.0	Std. Wall XLPE Primary Cable	WHITE	445.0	-	-	-

Connector Name	5300
Part Number	2031872C1
Instances	LT/RH - A26 - Work Lights - LED W/ Sw Pack - Customer Supplied - Sleeper W/ RKE W/MAN REV:Diagram1 LT/RH - A26 - Work Lights - LED W/ Sw Pack - Customer Supplied - Sleeper W/ RKE W/MAN REV:Diagram2 LT/RH - A26 - Work Lights - LED W/ Sw Pack - Customer Supplied - Sleeper W/ RKE W/MAN REV:Diagram3 LT/RH - A26 - Work Lights - LED W/ Sw Pack - Customer Supplied - Sleeper W/ RKE W/MAN REV:Diagram4 LT/RH - A26 - Work Lights - LED W/ Sw Pack - Customer Supplied - Sleeper W/O RKE W/MAN REV:Diagram1 LT/RH - A26 - Work Lights - LED W/ Sw Pack - Customer Supplied - Sleeper W/O RKE W/MAN REV:Diagram2 LT/RH - A26 - Work Lights - LED W/ Sw Pack - Customer Supplied - Sleeper W/O RKE W/MAN REV:Diagram3 LT/RH - A26 - Work Lights - LED W/ Sw Pack - Customer Supplied - Sleeper W/O RKE W/MAN REV:Diagram4 LT/RH - A26 - Work Lights -LED W/ Sw Pack - Sleeper W/ RKE W/MAN REV:Diagram1 LT/RH - A26 - Work Lights -LED W/ Sw Pack - Sleeper W/ RKE W/MAN REV:Diagram2 LT/RH - A26 - Work Lights -LED W/ Sw Pack - Sleeper W/O RKE W/MAN REV:Diagram1 LT/RH - A26 - Work Lights -LED W/ Sw Pack - Sleeper W/O RKE W/MAN REV:Diagram2 LT/RH LoneStar - X15/A26 - Speakers:Four Speakers N/BT N/QC:Diagram2-Sleeper LT/RH LoneStar - X15/A26 - Speakers:Four Speakers N/BT W/QC:Diagram2-Sleeper LT/RH LoneStar - X15/A26 - Speakers:Four Speakers W/BT N/QC:Diagram2-Sleeper LT/RH LoneStar - X15/A26 - Speakers:Four Speakers W/BT W/QC:Diagram2-Sleeper LT/RH LoneStar - X15/A26 - Speakers:Speakers N/BT W/AMP N/QC:Diagram1 LT/RH LoneStar - X15/A26 - Speakers:Speakers W/BT W/AMP N/QC:Diagram1 LT/RH/LoneStar - X15 - Work Lights - LED W/ Sw Pack - Customer Supplied - Sleeper W/ RKE W/MAN REV:Diagram1 LT/RH/LoneStar - X15 - Work Lights - LED W/ Sw Pack - Customer Supplied - Sleeper W/ RKE W/MAN REV:Diagram2

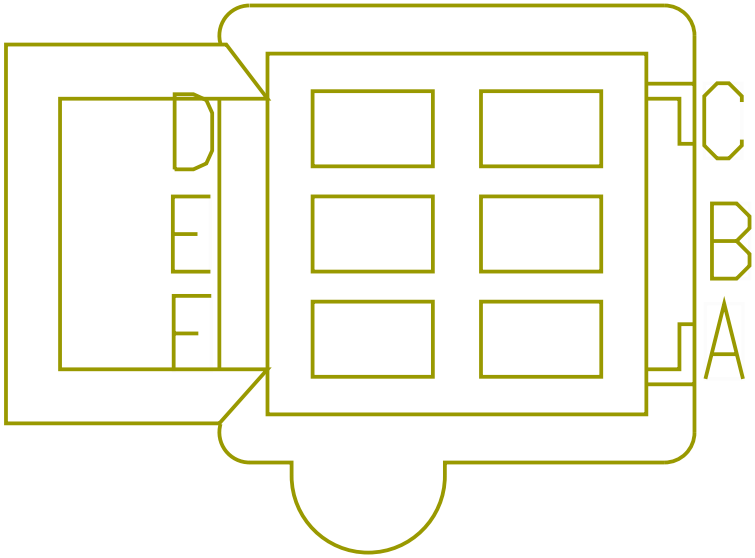

LT/RH/LoneStar - X15 - Work Lights - LED W/ Sw Pack - Customer Supplied - Sleeper W/O RKE W/MAN REV:Diagram1
LT/RH/LoneStar - X15 - Work Lights - LED W/ Sw Pack - Customer Supplied - Sleeper W/O RKE W/MAN REV:Diagram2
LT/RH/LoneStar - X15 - Work Lights -LED W/ Sw Pack - Sleeper W/ RKE W/MAN REV:Diagram1
LT/RH/LoneStar - X15 - Work Lights -LED W/ Sw Pack - Sleeper W/O RKE W/MAN REV:Diagram1
LT/RH/LoneStar - X15/A26 - Work Lights - LED W/ Sw Pack - Customer Supplied - Sleeper:Diagram1
LT/RH/LoneStar - X15/A26 - Work Lights - LED W/ Sw Pack - Customer Supplied - Sleeper:Diagram2
LT/RH/LoneStar - X15/A26 - Work Lights - LED W/ Sw Pack - Customer Supplied - Sleeper W/ RKE W/AUTO REV:Diagram1
LT/RH/LoneStar - X15/A26 - Work Lights - LED W/ Sw Pack - Customer Supplied - Sleeper W/ RKE W/AUTO REV:Diagram2
LT/RH/LoneStar - X15/A26 - Work Lights - LED W/ Sw Pack - Customer Supplied - Sleeper W/O RKE:Diagram1
LT/RH/LoneStar - X15/A26 - Work Lights - LED W/ Sw Pack - Customer Supplied - Sleeper W/O RKE:Diagram2
LT/RH/LoneStar - X15/A26 - Work Lights - LED W/ Sw Pack - Customer Supplied - Sleeper W/O RKE W/AUTO REV:Diagram1
LT/RH/LoneStar - X15/A26 - Work Lights - LED W/ Sw Pack - Customer Supplied - Sleeper W/O RKE W/AUTO REV:Diagram2
LT/RH/LoneStar - X15/A26 - Work Lights -LED W/ Sw Pack - Sleeper:Diagram1
LT/RH/LoneStar - X15/A26 - Work Lights -LED W/ Sw Pack - Sleeper W/ RKE W/AUTO REV:Diagram1
LT/RH/LoneStar - X15/A26 - Work Lights -LED W/ Sw Pack - Sleeper W/O RKE:Diagram1
LT/RH/LoneStar - X15/A26 - Work Lights -LED W/ Sw Pack - Sleeper W/O RKE W/AUTO REV:Diagram1

Mates 5300

Name	Terminal Part Number	V-Min	Name	Wire Part Number	Wire CSA	Wire Spec	Wire Material description	Wire Color Description	Wire Length	End2 Terminal Part Number	End2 Pin Name	End2 Connect or
A	-	-	V86BB	2643671 R1	0.79	18.0	Std. Wall XLPE Primary Cable	LIGHT GREEN	720.0	-	A	H03-5301

Name	Terminal Part Number	V-Min	Name	Wire Part Number	Wire CSA	Wire Spec	Wire Material description	Wire Color Description	Wire Length	End2 Terminal Part Number	End2 Pin Name	End2 Connector
A	-	-	HH86BBP	2643671 R1	0.79	18.0	Std. Wall XLPE Primary Cable	LIGHT GREEN	2310.0	-	5	H01-5312
B	-	-	V86CB	2643671 R1	0.79	18.0	Std. Wall XLPE Primary Cable	LIGHT GREEN	720.0	-	B	H03-5301
B	-	-	HH86CBP	2643671 R1	0.79	18.0	Std. Wall XLPE Primary Cable	LIGHT GREEN	2310.0	-	13	H01-5312
C	-	-	V86DB	2643671 R1	0.79	18.0	Std. Wall XLPE Primary Cable	LIGHT GREEN	1435.0	-	A	H03-5302
C	-	-	HH86DBP	2643671 R1	0.79	18.0	Std. Wall XLPE Primary Cable	LIGHT GREEN	2310.0	-	6	H01-5312
D	-	-	V86EB	2643671 R1	0.79	18.0	Std. Wall XLPE Primary Cable	LIGHT GREEN	1435.0	-	B	H03-5302
D	-	-	HH86EBP	2643671 R1	0.79	18.0	Std. Wall XLPE Primary Cable	LIGHT GREEN	2310.0	-	14	H01-5312
E	-	-	V65	2643675 R1	0.79	18.0	Std. Wall XLPE Primary Cable	ORANGE	670.0	-	X	-
F	-	-	V65-G	2643674 R1	0.79	18.0	Std. Wall XLPE Primary Cable	WHITE	870.0	-	X	-

Connector Name	5303
Part Number	3515763C1
Instances	Cab J1939 (250Kbps):Cab J1939 (250Kbps) LT/RH - X15/A26 - Lane Departure Warning - (Wabco OnLane 2.0 w/ roof speakers):Diagram1 LT/RH/LoneStar - X15/A26 - Radio N/ Steering Wheel Pod W/ Remote:Diagram1 LT/RH/LoneStar - X15/A26 - Radio W/Steering Wheel Pod W/ Remote:Diagram1 LT/RH/LoneStar - X15/A26 - Radio(Bluetooth) W/Steering Wheel W/Remote W/MIC:Diagram1
Mates	MODU-RADIO_RMT-2008-01-02A

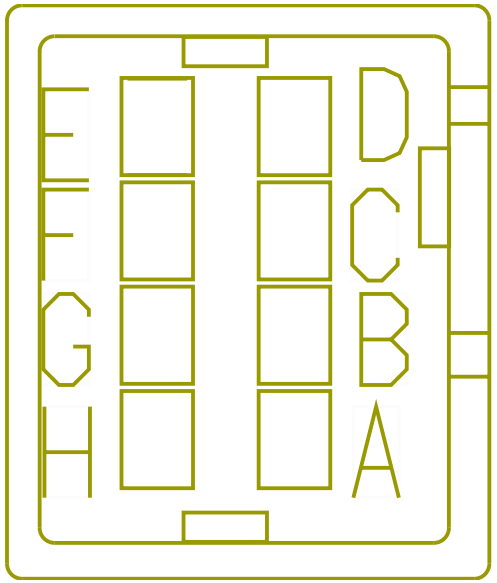

Name	Terminal Part Number	V-Min	Name	Wire Part Number	Wire CSA	Wire Spec	Wire Material description	Wire Color Description	Wire Length	End2 Terminal Part Number	End2 Pin Name	End2 Connect or
A	-	-	HW86F	2643671 R1	0.79	18.0	Std. Wall XLPE Primary Cable	LIGHT GREEN	2610.0	-	E	5011F
B	-	-	HW86R	2643671 R1	0.79	18.0	Std. Wall XLPE Primary Cable	LIGHT GREEN	2610.0	-	A	5011F
C	-	-	HW86-GHW	2643671 R1	0.79	18.0	Std. Wall XLPE Primary Cable	LIGHT GREEN	1845.0	-	-	-
D	-	-	-	-	-	-	-	-	-	-	-	-
D	-	-	WIRE223966	-	0.0	-	-	-	0.0	-	H	5600
E	-	-	-	-	-	-	-	-	-	-	-	-
E	-	-	WIRE223961	-	0.0	-	-	-	0.0	-	E	5600

Name	Terminal Part Number	V-Min	Name	Wire Part Number	Wire CSA	Wire Spec	Wire Material description	Wire Color Description	Wire Length	End2 Terminal Part Number	End2 Pin Name	End2 Connect or
F	-	-	HW86AE	2643671 R1	0.79	18.0	Std. Wall XLPE Primary Cable	LIGHT GREEN	2610.0	-	B	5011F

Connector Name	5600
Part Number	3601838C1
Instances	Cab J1939 (250Kbps):Cab J1939 (250Kbps)
Mates	SP-IP-B001-00-10-H1-5600

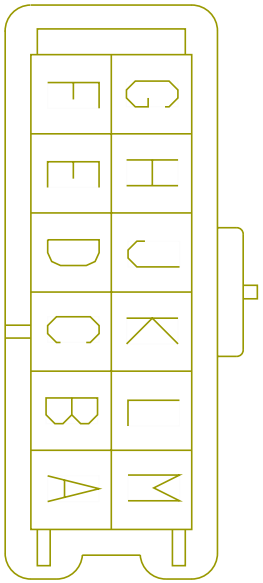

Name	Terminal Part Number	V-Min	Name	Wire Part Number	Wire CSA	Wire Spec	Wire Material description	Wire Color Description	Wire Length	End2 Terminal Part Number	End2 Pin Name	End2 Connector
A	-	-	COND1820	-	0.0	-	-	-	-	,	B:C	5600:5600
A	-	-	WIRE223965	-	0.0	-	-	-	0.0	-	B	5930M
B	-	-	COND1820	-	0.0	-	-	-	-	,	A:C	5600:5600
B	-	-	WIRE223967	-	0.0	-	-	-	0.0	-	A6	5205
C	-	-	COND1820	-	0.0	-	-	-	-	,	A:B	5600:5600
C	-	-	WIRE223963	-	0.0	-	-	-	0.0	-	D	5600
D	-	-	COND1817	-	0.0	-	-	-	-	,	E:F	5600:5600
D	-	-	WIRE223963	-	0.0	-	-	-	0.0	-	C	5600

Name	Terminal Part Number	V-Min	Name	Wire Part Number	Wire CSA	Wire Spec	Wire Material description	Wire Color Description	Wire Length	End2 Terminal Part Number	End2 Pin Name	End2 Connector
E	-	-	COND1817	-	0.0	-	-	-	-	,	D:F	5600:5600
E	-	-	WIRE223961	-	0.0	-	-	-	0.0	-	E	5303
F	-	-	COND1817	-	0.0	-	-	-	-	,	D:E	5600:5600
F	-	-	WIRE223959	-	0.0	-	-	-	0.0	-	PIN1	-
F	-	-	WIRE233666	-	0.0	-	-	-	0.0	-	36	5000
G	-	-	COND1818	-	0.0	-	-	-	-	,	H:J	5600:5600
G	-	-	WIRE223958	-	0.0	-	-	-	0.0	-	PIN1	-
G	-	-	WIRE233665	-	0.0	-	-	-	0.0	-	35	5000
H	-	-	COND1818	-	0.0	-	-	-	-	,	G:J	5600:5600
H	-	-	WIRE223966	-	0.0	-	-	-	0.0	-	D	5303
J	-	-	COND1818	-	0.0	-	-	-	-	,	G:H	5600:5600
J	-	-	WIRE223962	-	0.0	-	-	-	0.0	-	K	5600
K	-	-	COND1819	-	0.0	-	-	-	-	,	L:M	5600:5600
K	-	-	WIRE223962	-	0.0	-	-	-	0.0	-	J	5600
L	-	-	COND1819	-	0.0	-	-	-	-	,	K:M	5600:5600
L	-	-	WIRE223960	-	0.0	-	-	-	0.0	-	A5	5205

Name	Terminal Part Number	V-Min	Name	Wire Part Number	Wire CSA	Wire Spec	Wire Material description	Wire Color Description	Wire Length	End2 Terminal Part Number	End2 Pin Name	End2 Connector
M	-	-	COND1819	-	0.0	-	-	-	-	,	K:L	5600:5600
M	-	-	WIRE223964	-	0.0	-	-	-	0.0	-	A	5930M

Connector Name	5754
Part Number	1661196C1
Short Description	TRI-PAC CONN
Instances	LT/RH/LoneStar - X15/A26 - No Idle HVAC - TRI-PAC Prewire:Diagram1
Mates	5754

Name	Terminal Part Number	V-Min	Name	Wire Part Number	Wire CSA	Wire Spec	Wire Material description	Wire Color Description	Wire Length	End2 Terminal Part Number	End2 Pin Name	End2 Connect or
A	-	-	JY14TRI	2643760 R1	1.16	16.0	Std. Wall XLPE Primary Cable	RED	4770.0	-	A	5755
B	-	-	JY77SBY	2643678 R1	1.16	16.0	Std. Wall XLPE Primary Cable	LIGHT GREEN	4770.0	-	A	H01-5756

Connector Name	5754
Part Number	1661197C1
Short Description	TRI-PAC
Instances	LT/RH/LoneStar - X15/A26 - No Idle HVAC - TRI-PAC Prewire:Diagram1
Mates	5754

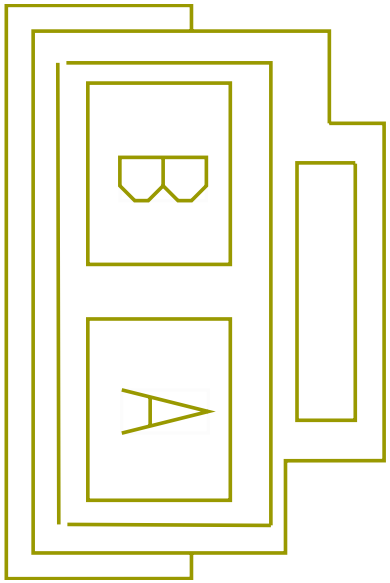

Name	Terminal Part Number	V-Min	Name	Wire Part Number	Wire CSA	Wire Spec	Wire Material description	Wire Color Description	Wire Length	End2 Terminal Part Number	End2 Pin Name	End2 Connect or
A	-	-	DK14TRI	2643760 R1	1.16	16.0	Std. Wall XLPE Primary Cable	RED	3485.0	-	8	1017
B	-	-	DK77SBY	2643678 R1	1.16	16.0	Std. Wall XLPE Primary Cable	LIGHT GREEN	3390.0	-	2	A02-111 6M

Connector Name	5755
Part Number	3616095C1
Instances	LT/RH/LoneStar - X15/A26 - No Idle HVAC - TRI-PAC Prewire:Diagram1
Mates	TRI-PAC POWER

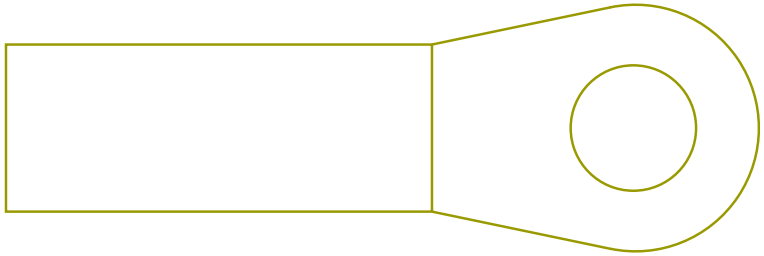

Name	Terminal Part Number	V-Min	Name	Wire Part Number	Wire CSA	Wire Spec	Wire Material description	Wire Color Description	Wire Length	End2 Terminal Part Number	End2 Pin Name	End2 Connect or
A	-	-	JY14TRI	2643760 R1	1.16	16.0	Std. Wall XLPE Primary Cable	RED	4770.0	-	A	5754

Connector Name	5757
Part Number	872291R1
Instances	LT/RH/LoneStar - X15/A26 - No Idle HVAC - TRI-PAC Prewire:Diagram1
Mates	RECTIFIER-TRI_PAC-2055-03- 01A

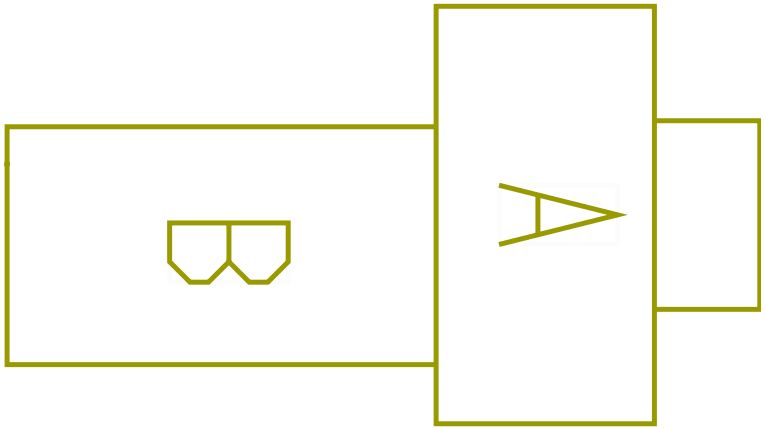

Name	Terminal Part Number	V-Min	Name	Wire Part Number	Wire CSA	Wire Spec	Wire Material description	Wire Color Description	Wire Length	End2 Terminal Part Number	End2 Pin Name	End2 Connector
A	-	-	DK13TRIB	2643752 R1	1.16	16.0	Std. Wall XLPE Primary Cable	PINK	1085.0	-	-	-
B	-	-	DK13TRIA	2643752 R1	1.16	16.0	Std. Wall XLPE Primary Cable	PINK	275.0	-	4	A02-1116M

Connector Name	5758F
Part Number	587567C91
Instances	LT/RH/LoneStar - X15/A26 - Telematics (QUALCOMM MCT w/ TRACS):Diagram1
Mates	5758M

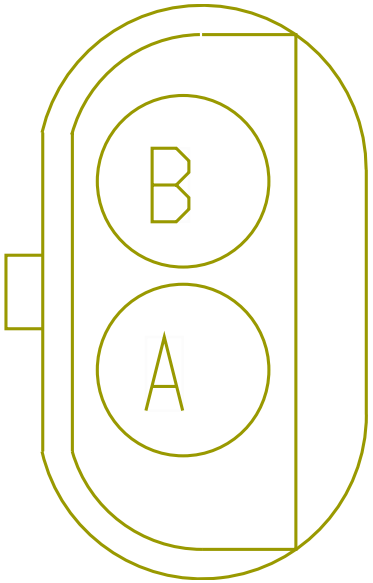

Name	Terminal Part Number	V-Min	Name	Wire Part Number	Wire CSA	Wire Spec	Wire Material description	Wire Color Description	Wire Length	End2 Terminal Part Number	End2 Pin Name	End2 Connect or
A	-	-	HF94TT	3510311 R1	0.79	18.0	Thin Wall XLPE Primary Cable	GREY	3420.0	-	-	-

Connector Name	5758F
Part Number	587567C91
Short Description	TRAILER TRACS
Instances	LT/RH/LoneStar - X15/A26 - Mobile Communications Sensor Wiring Effects for Trailer TRAC:Diagram2
Mates	5758M

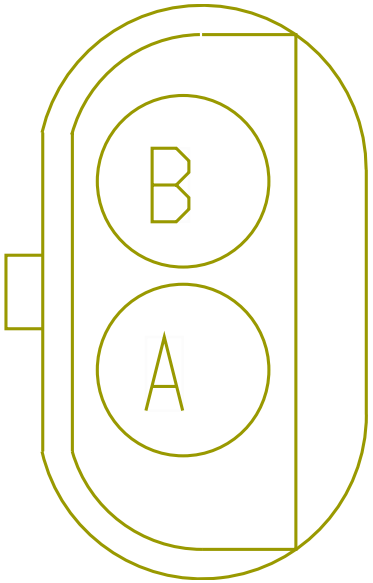

Name	Terminal Part Number	V-Min	Name	Wire Part Number	Wire CSA	Wire Spec	Wire Material description	Wire Color Description	Wire Length	End2 Terminal Part Number	End2 Pin Name	End2 Connect or
A	-	-	HF94TT	3510311 R1	0.79	18.0	Thin Wall XLPE Primary Cable	GREY	3420.0	-	7	1017

Connector Name	5758M
Part Number	587568C91
Instances	LT/RH/LoneStar - X15/A26 - Telematics (QUALCOMM MCT w/ TRACS):Diagram1
Mates	5758F

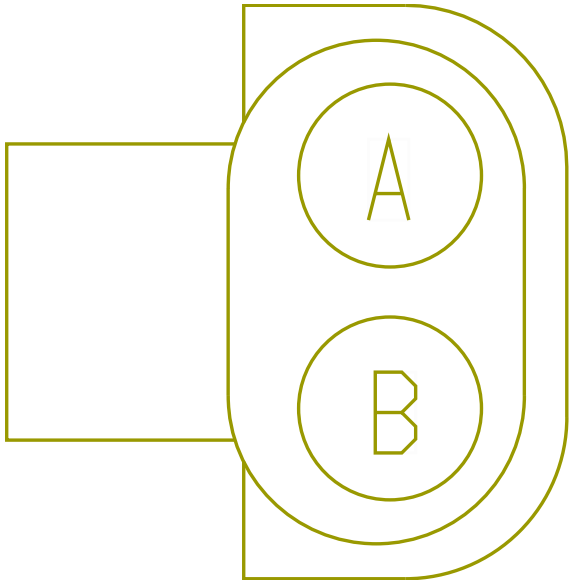

Name	Terminal Part Number	V-Min	Name	Wire Part Number	Wire CSA	Wire Spec	Wire Material description	Wire Color Description	Wire Length	End2 Terminal Part Number	End2 Pin Name	End2 Connect or
A	-	-	GP94TT	2643763 R1	0.53	20.0	Std. Wall XLPE Primary Cable	GREY	2740.0	-	37	H01-5906

Connector Name	5758M
Part Number	587568C91
Short Description	TRAILER TRACS.
Instances	LT/RH/LoneStar - X15/A26 - Mobile Communications Sensor Wiring Effects for Trailer TRAC:Diagram2
Mates	5758F

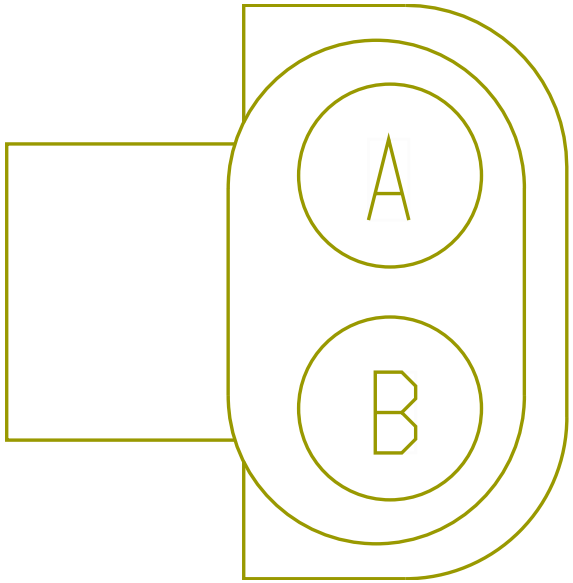

Name	Terminal Part Number	V-Min	Name	Wire Part Number	Wire CSA	Wire Spec	Wire Material description	Wire Color Description	Wire Length	End2 Terminal Part Number	End2 Pin Name	End2 Connect or
A	-	-	GT94TT	2643782 R1	1.91	14.0	Std. Wall XLPE Primary Cable	GREY	3335.0	-	A	H01-5759F

Connector Name	5900
Part Number	2011340C1
Instances	LT/RH/LoneStar - X15/A26 - Telematics QUALCOMM IMCT DAYCAB With MVPC:Diagram1 LT/RH/LoneStar - X15/A26 - Telematics QUALCOMM IMCT DAYCAB With MVPC & PANIC BUTTON:Diagram1 LT/RH/LoneStar - X15/A26 - Telematics QUALCOMM IMCT DAYCAB With PANIC BUTTON:Diagram2 LT/RH/LoneStar - X15/A26 - Telematics QUALCOMM IMCT MD:Diagram1 LT/RH/LoneStar - X15/A26 - Telematics QUALCOMM IMCT MD:Diagram2 Telematics J1708:Telematics J1708
Mates	MODU-QUAL_IMCT-2035-02-09A

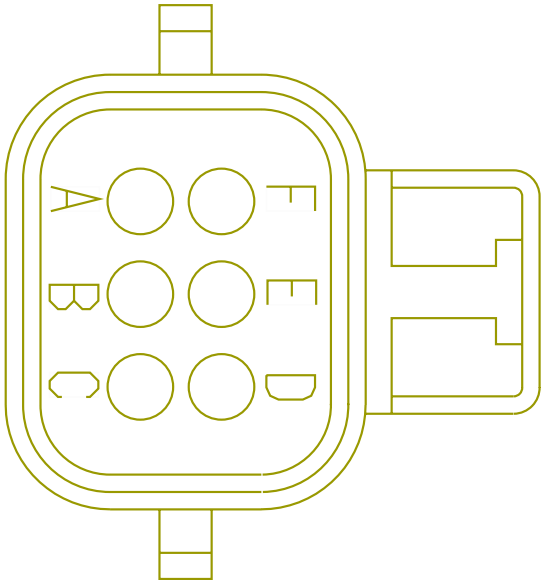

Name	Terminal Part Number	V-Min	Name	Wire Part Number	Wire CSA	Wire Spec	Wire Material description	Wire Color Description	Wire Length	End2 Terminal Part Number	End2 Pin Name	End2 Connector
A	-	-	-	-	-	-	-	-	-	-	-	-
A	-	-	WIRE490317	-	0.0	-	-	-	0.0	-	D	5010
B	-	-	-	-	-	-	-	-	-	-	-	-
B	-	-	WIRE490323	-	0.0	-	-	-	0.0	-	C	5010
C	-	-	HL14ED	2643759 R1	0.79	18.0	Std. Wall XLPE Primary Cable	RED	3177.0	-	A	5010
C	-	-	CK14ED	3510365 R1	0.79	18.0	Thin Wall XLPE Primary Cable	RED	3395.0	-	-	-
D	-	-	JA11-GMB	2643674 R1	0.79	18.0	Std. Wall XLPE Primary Cable	WHITE	770.0	-	X	-

Name	Terminal Part Number	V-Min	Name	Wire Part Number	Wire CSA	Wire Spec	Wire Material description	Wire Color Description	Wire Length	End2 Terminal Part Number	End2 Pin Name	End2 Connector
D	-	-	JB11-GMB	2643674 R1	0.79	18.0	Std. Wall XLPE Primary Cable	WHITE	1455.0	-	-	-
D	-	-	CK11-GBE	3510359 R1	0.79	18.0	Thin Wall XLPE Primary Cable	WHITE	2990.0	-	-	-
E	-	-	JA13EH	2643794 R1	0.79	18.0	Std. Wall XLPE Primary Cable	PINK	2547.0	-	X	-
E	-	-	JB13EE	2643794 R1	0.79	18.0	Std. Wall XLPE Primary Cable	PINK	3177.0	-	B	5010
E	-	-	CK13EE	3510323 R1	0.79	18.0	Thin Wall XLPE Primary Cable	PINK	3580.0	-	-	-
F	-	-	HL98F	2643670 R1	0.79	18.0	Std. Wall XLPE Primary Cable	BLACK	3177.0	-	E	5010
F	-	-	MJ11-GMW	2643764 R1	0.53	20.0	Std. Wall XLPE Primary Cable	WHITE	2420.0	-	B5	A02-1500A

Connector Name	5902
Part Number	1661201C1
Instances	LT/RH/LoneStar - X15/A26 - Telematics QUALCOMM TMCT:Diagram1 LT/RH/LoneStar - X15/A26 - Telematics QUALCOMM TMCT With PANIC BUTTON:Diagram1 Telematics J1708:Telematics J1708
Mates	MODU-QUAL_TMCT-2035-01-04A

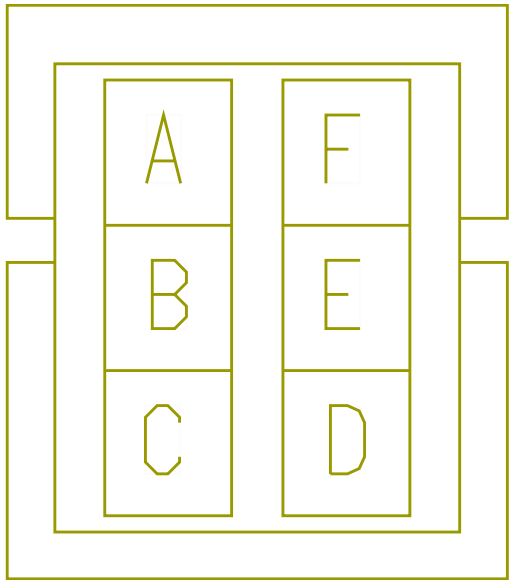

Name	Terminal Part Number	V-Min	Name	Wire Part Number	Wire CSA	Wire Spec	Wire Material description	Wire Color Description	Wire Length	End2 Terminal Part Number	End2 Pin Name	End2 Connector
A	-	-	HZ13EE	2643794 R1	0.79	18.0	Std. Wall XLPE Primary Cable	PINK	3382.0	-	B	5010
B	-	-	HZ14ED	2643759 R1	0.79	18.0	Std. Wall XLPE Primary Cable	RED	3382.0	-	A	5010
C	-	-	HZ98F	2643670 R1	0.79	18.0	Std. Wall XLPE Primary Cable	BLACK	3382.0	-	E	5010
D	-	-	HZ11-GMB	2643674 R1	0.79	18.0	Std. Wall XLPE Primary Cable	WHITE	2450.0	-	-	-
E	-	-	WIRE490318	-	0.0	-	-	-	0.0	-	D	5010

Name	Terminal Part Number	V-Min	Name	Wire Part Number	Wire CSA	Wire Spec	Wire Material description	Wire Color Description	Wire Length	End2 Terminal Part Number	End2 Pin Name	End2 Connector
E	-	-	-	-	-	-	-	-	-	-	-	-
F	-	-	WIRE490324	-	0.0	-	-	-	0.0	-	C	5010
F	-	-	-	-	-	-	-	-	-	-	-	-

Connector Name	5903
Part Number	1669973C1
Instances	LT/RH/LoneStar - X15/A26 - Telematics QUALCOMM IMCT DAYCAB With MVPC:Diagram1 LT/RH/LoneStar - X15/A26 - Telematics QUALCOMM IMCT DAYCAB With MVPC & PANIC BUTTON:Diagram1
Mates	MODU-MVPC-2035-02-10A



Name	Terminal Part Number	V-Min	Name	Wire Part Number	Wire CSA	Wire Spec	Wire Material description	Wire Color Description	Wire Length	End2 Terminal Part Number	End2 Pin Name	End2 Connect or
A	-	-	JA13EF	2643670 R1	0.79	18.0	Std. Wall XLPE Primary Cable	BLACK	700.0	-	X	-
B	-	-	JA11-GMC	2643674 R1	0.79	18.0	Std. Wall XLPE Primary Cable	WHITE	3617.0	-	X	-

Connector Name	5906
Part Number	2028493C1
Instances	Telematics J1708:Telematics J1708
Mates	MODU-QUALCOMM_MCT-2035-08- 02B



Name	Terminal Part Number	V-Min	Name	Wire Part Number	Wire CSA	Wire Spec	Wire Material description	Wire Color Description	Wire Length	End2 Terminal Part Number	End2 Pin Name	End2 Connect or
5	-	-	WIRE490325	-	0.0	-	-	-	0.0	-	C	5010
6	-	-	WIRE490319	-	0.0	-	-	-	0.0	-	D	5010

Connector Name	5909
Part Number	2005835C1
Instances	Telematics J1708:Telematics J1708
Mates	MODU-DRIVERTECH-2035-12-05

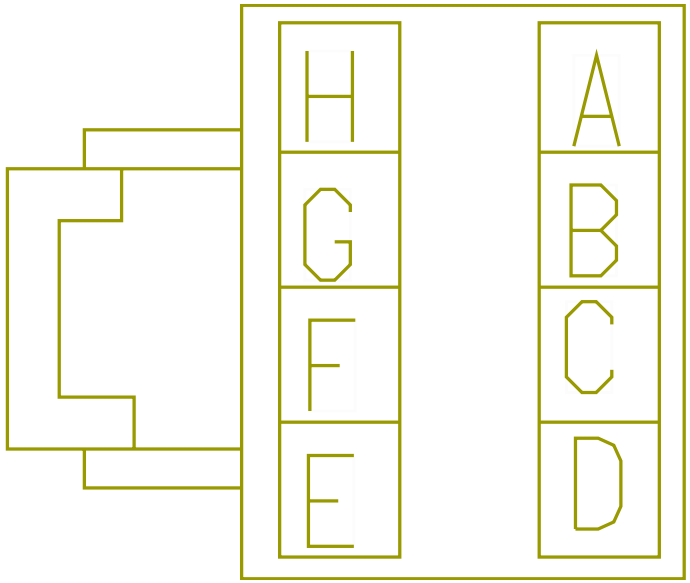

Name	Terminal Part Number	V-Min	Name	Wire Part Number	Wire CSA	Wire Spec	Wire Material description	Wire Color Description	Wire Length	End2 Terminal Part Number	End2 Pin Name	End2 Connect or
F	-	-	WIRE490320	-	0.0	-	-	-	0.0	-	D	5010
G	-	-	WIRE490326	-	0.0	-	-	-	0.0	-	C	5010

Connector Name	5927
Part Number	2005836C1
Instances	Telematics J1708:Telematics J1708
Mates	MODU-TRIPMASTER-2035-10-05A

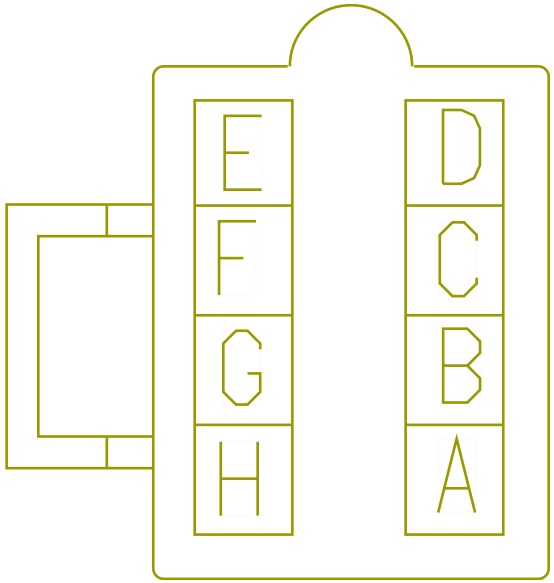

Name	Terminal Part Number	V-Min	Name	Wire Part Number	Wire CSA	Wire Spec	Wire Material description	Wire Color Description	Wire Length	End2 Terminal Part Number	End2 Pin Name	End2 Connect or
A	-	-	WIRE490321	-	0.0	-	-	-	0.0	-	D	5010
B	-	-	WIRE490327	-	0.0	-	-	-	0.0	-	C	5010

Connector Name 5930M
Part Number 3683465C1
Instances Cab J1939 (250Kbps):Cab J1939 (250Kbps)

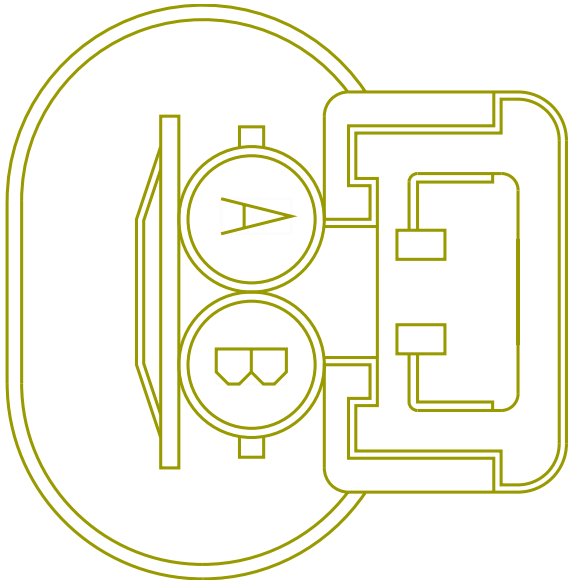

Name	Terminal Part Number	V-Min	Name	Wire Part Number	Wire CSA	Wire Spec	Wire Material description	Wire Color Description	Wire Length	End2 Terminal Part Number	End2 Pin Name	End2 Connect or
A	-	-	WIRE223964	-	0.0	-	-	-	0.0	-	M	5600
B	-	-	WIRE223965	-	0.0	-	-	-	0.0	-	A	5600

Connector Name	6TB1
Part Number	3722128C1
Instances	LT/RH/LoneStar - X15/A26 - Telematics (TRIPMASTER DAYCAB):Diagram1 Telematics J1708:Telematics J1708
Mates	MODU-TRIPMASTER-2035-10-04A

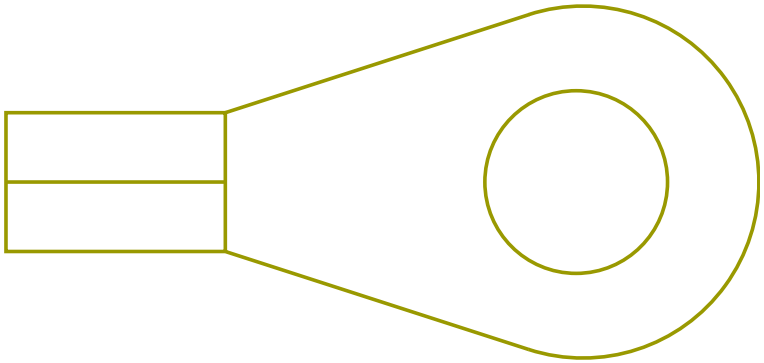

Name	Terminal Part Number	V-Min	Name	Wire Part Number	Wire CSA	Wire Spec	Wire Material description	Wire Color Description	Wire Length	End2 Terminal Part Number	End2 Pin Name	End2 Connect or
1	-	-	WIRE490302	-	0.0	-	-	-	0.0	-	E2	J5-1602
1	-	-	-	-	-	-	-	-	-	-	-	-

Connector Name	6000 (J2)
Part Number	3945694C1
Instances	LoneStar - X15 - Adaptive Cruise Control w/o Display (Bendix):Diagram1 LoneStar - X15 - Adaptive Cruise Control w/o Display (Wabco):Diagram1 LoneStar - X15 - Crank Inhibit with Hood Switch - with New BODY CONTROL MODULE Pin:Diagram1 LoneStar - X15 - Crank Inhibit with Hood Switch - with New BODY CONTROL MODULE Pin:Diagram2 LT/RH - A26 - DEF Economy Monitor (Cluster):Diagram1 LT/RH - X15/A26 - 10 PIN ClockSpring:Diagram1 LT/RH - X15/A26 - Adaptive Cruise Control w/o Display (Bendix):Diagram1 LT/RH - X15/A26 - Adaptive Cruise Control w/o Display (Wabco):Diagram1 LT/RH - X15/A26 - Engine Oil Level Monitoring (CA2.0):Diagram1 LT/RH - X15/A26 - Intake Manifold Pressure AUX gauge:Diagram1 LT/RH - X15/A26 - Lane Departure Warning - (Wabco OnLane 2.0 w/ roof speakers):Diagram1 LT/RH - X15/A26 - Lane Departure Warning - (Wabco OnLane 2.0 w/ tweeter):Diagram1 LT/RH - X15/A26 - Park Brake Control (Monitoring) (W/Vehicle Speed):Diagram1 LT/RH - X15/A26 - Steering Performance:Diagram1 LT/RH - X15/A26 - Windshield Wipers Cruise Disable & Park Brake W/Wipers ON:Diagram1 LT/RH - X15/A26 - Windshield Wipers Cruise Disable W/Wipers ON:Diagram1 LT/RH - X15/A26 - with Hood Switch - with New BODY CONTROL MODULE Pin:Diagram1 LT/RH A26 - Transmission I/O (Endurant Pressure Sensor):Diagram1 LT/RH A26 - X15/A26 - Up Shift Indicator (CA 2.0):Diagram1 LT/RH/LoneStar - Cummins X15 ECM:Diagram1 LT/RH/LoneStar - X15 - DEF Economy Monitor (GEN IV Cluster w/ Cummins ENG):Diagram1 LT/RH/LoneStar - X15 - DPF Regen Switch Only:Diagram1 LT/RH/LoneStar - X15 - DPF With Monostable Inhibit Switch:Diagram1

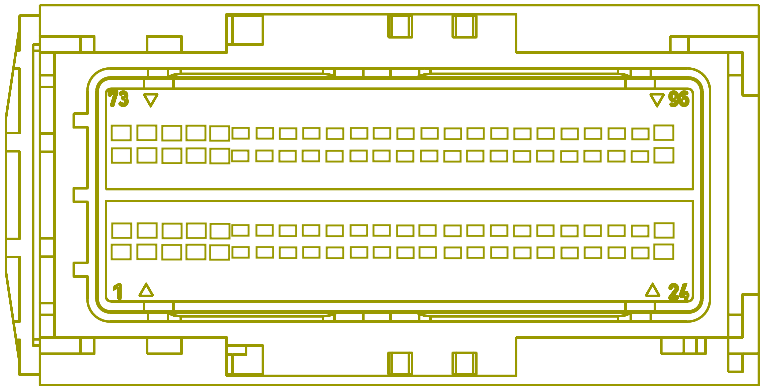

LT/RH/LoneStar - X15 - DPF With/ Bi-Stable Inhibit Switch:Diagram1
LT/RH/LoneStar - X15 - High Exhaust System Temperature (HEST) Monitoring:Diagram1
LT/RH/LoneStar - X15 - Transmission Power Take Off Dual PTO with Clutch Interlock MANUAL:Diagram1
LT/RH/LoneStar - X15 - Transmission Power Take Off Dual Solenoid AUTO:Diagram1
LT/RH/LoneStar - X15 - Transmission Power Take Off W/ Clutch Interlock:Diagram1
LT/RH/LoneStar - X15 - Transmission SINGLE Power Take Off MANUAL:Diagram1
LT/RH/LoneStar - X15 - Vehicle Speedometer System (W/AMT/ AUTO TRANS):Diagram1
LT/RH/LoneStar - X15/A26 - 2 Driver Controlled Locking Differential - FR & RR Axle (DANA):Diagram1
LT/RH/LoneStar - X15/A26 - 2 Driver Controlled Locking Differential - FR & RR Axle (MERITOR):Diagram1
LT/RH/LoneStar - X15/A26 - Adjustable Engine Speed Control (PTO) 4-pin Clockspring:Diagram1
LT/RH/LoneStar - X15/A26 - Adjustable Engine Speed Control (PTO) 10-PIN ClockSpring:Diagram1
LT/RH/LoneStar - X15/A26 - Analytic Cruise Control:Diagram1
LT/RH/LoneStar - X15/A26 - Brake Switch:Diagram1
LT/RH/LoneStar - X15/A26 - Coolant Temperature Monitoring (J1939 Comm):Diagram1
LT/RH/LoneStar - X15/A26 - Driver Controlled Locking Differential - FR & RR Axle (DANA):Diagram1
LT/RH/LoneStar - X15/A26 - Driver Controlled Locking Differential - FR & RR Axle (MERITOR):Diagram1
LT/RH/LoneStar - X15/A26 - Driver Controlled Locking Differential - FR (MERITOR):Diagram1
LT/RH/LoneStar - X15/A26 - Driver Controlled Locking Differential - RR Axle (DANA):Diagram1
LT/RH/LoneStar - X15/A26 - Driver Controlled Locking Differential - RR Axle (DANA):Diagram2
LT/RH/LoneStar - X15/A26 - Driver Controlled Locking Differential - RR Axle (MERITOR):Diagram1
LT/RH/LoneStar - X15/A26 - Driver Controlled Locking Differential - RR Axle (MERITOR):Diagram2
LT/RH/LoneStar - X15/A26 - Engine Brake (CA2.0; Mux Switch):Diagram1
LT/RH/LoneStar - X15/A26 - Engine Brake (CA2.0; Stalk Shifter):Diagram1

LT/RH/LoneStar - X15/A26 - Engine Idle Increment/Decrement (Steering Wheel Switch - 4 Pin):Diagram1
LT/RH/LoneStar - X15/A26 - Engine Idle Increment/Decrement (Steering Wheel Switch - 10 Pin):Diagram1
LT/RH/LoneStar - X15/A26 - Engine Oil Pressure:Diagram1
LT/RH/LoneStar - X15/A26 - Engine Oil Temperature (NA MUX_AUX Gauge):Diagram1
LT/RH/LoneStar - X15/A26 - Engine Oil Temperature (NA-Mux):Diagram1
LT/RH/LoneStar - X15/A26 - Engine Speed (Tachometer_J1939):Diagram1
LT/RH/LoneStar - X15/A26 - Engine Speed Inhibit Only:Diagram1
LT/RH/LoneStar - X15/A26 - Engine Usage Monitoring (Base):Diagram1
LT/RH/LoneStar - X15/A26 - Engine Usage Monitoring (VID Option):Diagram1
LT/RH/LoneStar - X15/A26 - Engine/Exhaust Brake:Diagram1
LT/RH/LoneStar - X15/A26 - Fifth Wheel Slide:Diagram1
LT/RH/LoneStar - X15/A26 - Fuel Economy Monitor:Diagram1
LT/RH/LoneStar - X15/A26 - Fuel Level (Single Tank - Left Side):Diagram1
LT/RH/LoneStar - X15/A26 - Fuel Level (Single Tank - Left Side):Diagram2
LT/RH/LoneStar - X15/A26 - Fuel Level (Single Tank - Left Side):Diagram3
LT/RH/LoneStar - X15/A26 - Fuel Level (Single Tank - Left Side):Diagram4
LT/RH/LoneStar - X15/A26 - Fuel Level (Single Tank - Left Side):Diagram5
LT/RH/LoneStar - X15/A26 - Fuel Level (Single Tank - Left Side):Diagram6
LT/RH/LoneStar - X15/A26 - Height Control:Diagram1
LT/RH/LoneStar - X15/A26 - Intake Manifold Pressure:Diagram1
LT/RH/LoneStar - X15/A26 - Jaw Monitoring:Diagram1
LT/RH/LoneStar - X15/A26 - Jaw Unlock Control (Standard):Diagram1
LT/RH/LoneStar - X15/A26 - Jaw Unlock Control W/ SOLENOIDS W/SWITCH PACKS:Diagram1
LT/RH/LoneStar - X15/A26 - Odometer (Cluster):Diagram1
LT/RH/LoneStar - X15/A26 - Park Brake Controls (with Alarm IGN ON/OFF):Diagram1
LT/RH/LoneStar - X15/A26 - Park Brake Reminder (Non-Stationary) (CA2.0):Diagram1

LT/RH/LoneStar - X15/A26 - Power Divider Lock Control and Monitoring:Diagram1
LT/RH/LoneStar - X15/A26 - Rear Lights Stop - Dual Assembly:Diagram1
LT/RH/LoneStar - X15/A26 - Rear Lights Stop - Dual Assembly:Diagram2
LT/RH/LoneStar - X15/A26 - Rear Lights Stop - Single Assembly Option 1:Diagram1
LT/RH/LoneStar - X15/A26 - Rear Lights Stop - Single Assembly Option 1:Diagram2
LT/RH/LoneStar - X15/A26 - Rear Lights Stop - Single Assembly Option 2:Diagram1
LT/RH/LoneStar - X15/A26 - Rear Lights Stop - Single Assembly Option 2:Diagram2
LT/RH/LoneStar - X15/A26 - Seats (RollTek) Driver and Passenger (Hard Wired):Diagram1
LT/RH/LoneStar - X15/A26 - Seats (RolTek) Drivers Seat Only (Hard Wired) - Leather:Diagram1
LT/RH/LoneStar - X15/A26 - Seats (RolTek) Drivers Seat Only (Hard Wired) - Mordura:Diagram1
LT/RH/LoneStar - X15/A26 - Seats (RolTek) Drivers Seat Only (Hard Wired) - Vinyl:Diagram1
LT/RH/LoneStar - X15/A26 - Theft Deterrent (Standard J1939 Mux SW):Diagram1
LT/RH/LoneStar - X15/A26 - Traction Control (Bendix Controller):Diagram1
LT/RH/LoneStar - X15/A26 - Traction Control (Bendix Controller):Diagram2
LT/RH/LoneStar - X15/A26 - Traction Control (Bendix Controller) With ABS Trailer:Diagram1
LT/RH/LoneStar - X15/A26 - Traction Control (Bendix Controller) With ABS Trailer:Diagram2
LT/RH/LoneStar - X15/A26 - Traction Control (Wabco Controller):Diagram1
LT/RH/LoneStar - X15/A26 - Traction Control (Wabco Controller):Diagram2
LT/RH/LoneStar - X15/A26 - Traction Control (Wabco Controller):Diagram3
LT/RH/LoneStar - X15/A26 - Trip Odometer (Cluster):Diagram1
LT/RH/LoneStar - X15/A26 - Vehicle Speed Control (Cruise Control) 4 - PIN:Diagram1
LT/RH/LoneStar - X15/A26 - Vehicle Speed Limit Override:Diagram1

LT/RH/LoneStar - X15/A26 - Voltage Monitoring (Voltmeter) Option 1:Diagram1
LT/RH/LoneStar X15 - Auto Start Stop Oil Temp Sensor Auto Trans:Diagram1
LT/RH/LoneStar X15 - Auto Start Stop Oil Temp Sensor Manual Trans:Diagram1
LT/RH/LoneStar X15 - Auto Start Stop with Sleeper Auto Climate / Cab Temp with Oil Temp Sensor Auto Trans:Diagram1
LT/RH/LoneStar X15 - Auto Start Stop with Sleeper Auto Climate / Cab Temp with Oil Temp Sensor Manual Trans:Diagram1
LT/RH/LoneStar X15 - Transmission I/O (Endurant Pressure Sensor):Diagram1
Powertrain J1939 (500Kbps) Eaton Ultrashift+ Transmission X15:Powertrain J1939 (500kbps) Eaton Ultrashift+ X15
Powertrain J1939 (500Kbps) Endurant Transmission X15:Powertrain J1939 (500kbps) Endurant Transmission X15
Powertrain J1939 (500Kbps) Manual Transmission X15:Powertrain Standard J1939 (500kbps) Manual Transmission X15
Powertrain J1939 (500Kbps) TC10 Transmission X15:Powertrain J1939 (500kbps) TC10 Transmission X15

Mates MODU-ECM-A001-10-01A X15

Name	Terminal Part Number	V-Min	Name	Wire Part Number	Wire CSA	Wire Spec	Wire Material description	Wire Color Description	Wire Length	End2 Terminal Part Number	End2 Pin Name	End2 Connect or
1	-	-	KA14A6	3510366 R1	1.16	16.0	Thin Wall XLPE Primary Cable	RED	80.0	-	X	-
3	-	-	KA95GBE	3510330 R1	1.16	16.0	Thin Wall XLPE Primary Cable	TAN	1480.0	-	-	-
5	-	-	KA13B	3510323 R1	0.79	18.0	Thin Wall XLPE Primary Cable	PINK	1160.0	-	37	1702

Name	Terminal Part Number	V-Min	Name	Wire Part Number	Wire CSA	Wire Spec	Wire Material description	Wire Color Description	Wire Length	End2 Terminal Part Number	End2 Pin Name	End2 Connector
6	-	-	TJ95F	3510328 R1	0.53	20.0	Thin Wall XLPE Primary Cable	TAN	1870.0	-	-	-
6	-	-	TK95F	3510328 R1	0.53	20.0	Thin Wall XLPE Primary Cable	TAN	1150.0	-	-	-
8	-	-	GM6A	3510346 R1	0.53	20.0	Thin Wall XLPE Primary Cable	VIOLET	770.0	-	-	-
8	-	-	GN6A	3510346 R1	0.53	20.0	Thin Wall XLPE Primary Cable	VIOLET	770.0	-	-	-
9	-	-	TK97C	3510346 R1	0.53	20.0	Thin Wall XLPE Primary Cable	VIOLET	1160.0	-	-	-
10	-	-	TK99B	3510346 R1	0.53	20.0	Thin Wall XLPE Primary Cable	VIOLET	1160.0	-	-	-
13	-	-	GA95WA	3510328 R1	0.53	20.0	Thin Wall XLPE Primary Cable	TAN	500.0	-	-	-
13	-	-	KJ95WA	3510328 R1	0.53	20.0	Thin Wall XLPE Primary Cable	TAN	500.0	-	-	-

Name	Terminal Part Number	V-Min	Name	Wire Part Number	Wire CSA	Wire Spec	Wire Material description	Wire Color Description	Wire Length	End2 Terminal Part Number	End2 Pin Name	End2 Connector
13	-	-	KY95WA	3510328 R1	0.53	20.0	Thin Wall XLPE Primary Cable	TAN	500.0	-	-	-
16	-	-	TP95K	4073403 R1	0.53	20.0	TXL 150C	TAN	2305.0	-	-	-
16	-	-	TY95K	4073403 R1	0.53	20.0	TXL 150C	TAN	4030.0	-	-	-
21	-	-	WIRE233 869	-	0.0	-	-	-	0.0	-	PIN1	-
21	-	-	-	-	-	-	-	-	-	-	-	-
22	-	-	-	-	-	-	-	-	-	-	-	-
22	-	-	WIRE233 883	-	0.0	-	-	-	0.0	-	PIN1	-
22	-	-	WIRE233 853	-	0.0	-	-	-	0.0	-	PIN1	-
22	-	-	WIRE233 835	-	0.0	-	-	-	0.0	-	PIN1	-
22	-	-	WIRE489 502	-	0.0	-	-	-	0.0	-	PIN1	-
25	-	-	KA14A5	3510366 R1	1.16	16.0	Thin Wall XLPE Primary Cable	RED	80.0	-	X	-
26	-	-	KA14A4	3510366 R1	1.16	16.0	Thin Wall XLPE Primary Cable	RED	80.0	-	X	-
27	-	-	KA14A2	3510366 R1	1.16	16.0	Thin Wall XLPE Primary Cable	RED	140.0	-	X	-

Name	Terminal Part Number	V-Min	Name	Wire Part Number	Wire CSA	Wire Spec	Wire Material description	Wire Color Description	Wire Length	End2 Terminal Part Number	End2 Pin Name	End2 Connector
28	-	-	KA14A1	3510366 R1	1.16	16.0	Thin Wall XLPE Primary Cable	RED	140.0	-	X	-
32	-	-	GM9A	3510328 R1	0.53	20.0	Thin Wall XLPE Primary Cable	TAN	720.0	-	-	-
32	-	-	GN9A	3510328 R1	0.53	20.0	Thin Wall XLPE Primary Cable	TAN	720.0	-	-	-
33	-	-	TK97B	3510346 R1	0.53	20.0	Thin Wall XLPE Primary Cable	VIOLET	1160.0	-	-	-
35	-	-	GK34	3510328 R1	0.53	20.0	Thin Wall XLPE Primary Cable	TAN	2810.0	-	-	-
35	-	-	KD34E	3510328 R1	0.53	20.0	Thin Wall XLPE Primary Cable	TAN	2335.0	-	-	-
38	-	-	TJ95AT2	3510328 R1	0.53	20.0	Thin Wall XLPE Primary Cable	TAN	820.0	-	-	-
38	-	-	TK95AT2	3510328 R1	0.53	20.0	Thin Wall XLPE Primary Cable	TAN	820.0	-	-	-

Name	Terminal Part Number	V-Min	Name	Wire Part Number	Wire CSA	Wire Spec	Wire Material description	Wire Color Description	Wire Length	End2 Terminal Part Number	End2 Pin Name	End2 Connector
39	-	-	TJ95AS2	3510328 R1	0.53	20.0	Thin Wall XLPE Primary Cable	TAN	910.0	-	-	-
39	-	-	TK95AS2	3510328 R1	0.53	20.0	Thin Wall XLPE Primary Cable	TAN	910.0	-	-	-
40	-	-	TJ95AU2	3510328 R1	0.53	20.0	Thin Wall XLPE Primary Cable	TAN	790.0	-	-	-
40	-	-	TK95AU2	3510328 R1	0.53	20.0	Thin Wall XLPE Primary Cable	TAN	790.0	-	-	-
41	-	-	TP95BA	4073403 R1	0.53	20.0	TXL 150C	TAN	2305.0	-	-	-
41	-	-	TY95BA	4073403 R1	0.53	20.0	TXL 150C	TAN	4030.0	-	-	-
42	-	-	TP95BC	4073403 R1	0.53	20.0	TXL 150C	TAN	2305.0	-	-	-
42	-	-	TY95BC	4073403 R1	0.53	20.0	TXL 150C	TAN	4030.0	-	-	-
45	-	-	WIRE233871	-	0.0	-	-	-	0.0	-	PIN1	-
45	-	-	-	-	-	-	-	-	-	-	-	-
46	-	-	-	-	-	-	-	-	-	-	-	-
46	-	-	WIRE233881	-	0.0	-	-	-	0.0	-	PIN1	-
46	-	-	WIRE233855	-	0.0	-	-	-	0.0	-	PIN1	-

Name	Terminal Part Number	V-Min	Name	Wire Part Number	Wire CSA	Wire Spec	Wire Material description	Wire Color Description	Wire Length	End2 Terminal Part Number	End2 Pin Name	End2 Connector
46	-	-	WIRE233836	-	0.0	-	-	-	0.0	-	PIN1	-
46	-	-	WIRE489503	-	0.0	-	-	-	0.0	-	PIN1	-
49	-	-	KA10-GH	3510360 R1	1.16	16.0	Thin Wall XLPE Primary Cable	WHITE	110.0	-	X	-
50	-	-	KA10-GG	3510360 R1	1.16	16.0	Thin Wall XLPE Primary Cable	WHITE	110.0	-	X	-
51	-	-	KA10-GF	3510360 R1	1.16	16.0	Thin Wall XLPE Primary Cable	WHITE	110.0	-	X	-
52	-	-	KA10-GE	3510360 R1	1.16	16.0	Thin Wall XLPE Primary Cable	WHITE	170.0	-	X	-
53	-	-	TY95DVL	4073403 R1	0.53	20.0	TXL 150C	TAN	4030.0	-	-	-
53	-	-	TP95DVL	4073403 R1	0.53	20.0	TXL 150C	TAN	2305.0	-	-	-
54	-	-	TK95E	3510328 R1	0.53	20.0	Thin Wall XLPE Primary Cable	TAN	1150.0	-	-	-
54	-	-	TJ95E	3510328 R1	0.53	20.0	Thin Wall XLPE Primary Cable	TAN	1870.0	-	-	-

Name	Terminal Part Number	V-Min	Name	Wire Part Number	Wire CSA	Wire Spec	Wire Material description	Wire Color Description	Wire Length	End2 Terminal Part Number	End2 Pin Name	End2 Connector
57	-	-	TJ95AA	3510328 R1	0.53	20.0	Thin Wall XLPE Primary Cable	TAN	430.0	-	-	-
57	-	-	TK95AA	3510328 R1	0.53	20.0	Thin Wall XLPE Primary Cable	TAN	430.0	-	-	-
59	-	-	KF47AA	3510310 R1	0.53	20.0	Thin Wall XLPE Primary Cable	GREY	1190.0	-	-	-
60	-	-	KF47	3510310 R1	0.53	20.0	Thin Wall XLPE Primary Cable	GREY	1225.0	-	-	-
61	-	-	KA97N	3510346 R1	0.53	20.0	Thin Wall XLPE Primary Cable	VIOLET	1160.0	-	-	-
62	-	-	KA95G	3510358 R1	0.53	20.0	Thin Wall XLPE Primary Cable	WHITE	645.0	-	-	-
64	-	-	KA97M	3510346 R1	0.53	20.0	Thin Wall XLPE Primary Cable	VIOLET	1160.0	-	-	-
65	-	-	KC41E	3510328 R1	0.53	20.0	Thin Wall XLPE Primary Cable	TAN	340.0	-	-	-

Name	Terminal Part Number	V-Min	Name	Wire Part Number	Wire CSA	Wire Spec	Wire Material description	Wire Color Description	Wire Length	End2 Terminal Part Number	End2 Pin Name	End2 Connector
73	-	-	KA10-GB	3510360 R1	1.16	16.0	Thin Wall XLPE Primary Cable	WHITE	170.0	-	X	-
75	-	-	KU21	3510330 R1	1.16	16.0	Thin Wall XLPE Primary Cable	TAN	1300.0	-	-	-
76	-	-	KU21A	3510330 R1	1.16	16.0	Thin Wall XLPE Primary Cable	TAN	1300.0	-	-	-
77	-	-	TY95DVH	4073403 R1	0.53	20.0	TXL 150C	TAN	4030.0	-	-	-
77	-	-	TP95DVH	4073403 R1	0.53	20.0	TXL 150C	TAN	2305.0	-	-	-
78	-	-	TK23	3510328 R1	0.53	20.0	Thin Wall XLPE Primary Cable	TAN	1180.0	-	-	-
79	-	-	KA95SB	3510328 R1	0.53	20.0	Thin Wall XLPE Primary Cable	TAN	1880.0	-	-	-
82	-	-	TK95AC	3510328 R1	0.53	20.0	Thin Wall XLPE Primary Cable	TAN	1150.0	-	-	-
82	-	-	TJ95AC	3510328 R1	0.53	20.0	Thin Wall XLPE Primary Cable	TAN	1870.0	-	-	-

Name	Terminal Part Number	V-Min	Name	Wire Part Number	Wire CSA	Wire Spec	Wire Material description	Wire Color Description	Wire Length	End2 Terminal Part Number	End2 Pin Name	End2 Connector
93	-	-	GE44A	3510310 R1	0.53	20.0	Thin Wall XLPE Primary Cable	GREY	1480.0	-	-	-

Connector Name 6049_A

Part Number 3866817C1

Instances LT/RH - A26 - Battery International (8) 12V:Diagram1
LT/RH/LoneStar - X15 - Cranking (Starter) GEN4 BODY CONTROL MODULE W/ Thermal Overcrank - External Switch:Diagram1
LT/RH/LoneStar - X15 - Cranking (Starter) GEN4 BODY CONTROL MODULE W/O Thermal Overcrank Wiring:Diagram1
LT/RH/LoneStar - X15/A26 - DC/AC Inverter (1200W W/switch control):Diagram1
LT/RH/LoneStar - X15/A26 - DC/AC Inverter (1800W):Diagram1
LT/RH/LoneStar - X15/A26 - JUMP START STUD (DUAL):Diagram1
LT/RH/LoneStar X15 - Battery International (3) 12V:Diagram1
LT/RH/LoneStar X15 - Battery International (4) 12V:Diagram1

Mates BTRY-INTL_925CCA-BTRY-00-0 3A

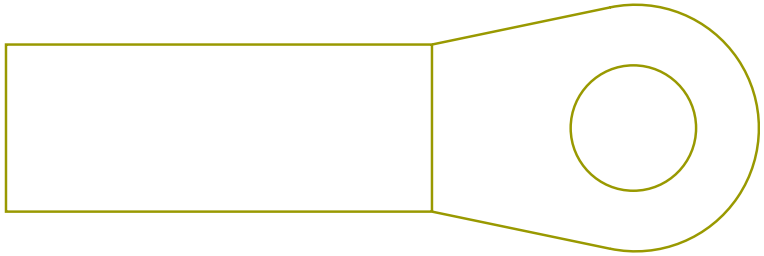

Name	Terminal Part Number	V-Min	Name	Wire Part Number	Wire CSA	Wire Spec	Wire Material description	Wire Color Description	Wire Length	End2 Terminal Part Number	End2 Pin Name	End2 Connect or
A	-	-	14-G	2645943 R1	80.32	0.0	SGR 125	BLACK	1140.0	-	A	K02-J1-DELCO
A	-	-	14-G	2645943 R1	80.32	0.0	SGR 125	BLACK	1140.0	-	A	NEG_1
A	-	-	N14G	2645938 R1	49.99	0.0	SGX NFLEX 125	BLACK	2850.0	-	1	100C
A	-	-	14-G	2645943 R1	80.32	0.0	SGR 125	BLACK	1140.0	-	-	-
A	-	-	14-G	2645943 R1	80.32	0.0	SGR 125	BLACK	1140.0	-	A	K02-J1-MITS
A	-	-	14-G	2645938 R1	49.99	0.0	SGX NFLEX 125	BLACK	210.0	-	A	6049_B
A	-	-	KA10-H	2644025 R1	18.94	4.0	Std. Wall XLPE Battery Cable	WHITE	1530.0	-	X	-

Name	Terminal Part Number	V-Min	Name	Wire Part Number	Wire CSA	Wire Spec	Wire Material description	Wire Color Description	Wire Length	End2 Terminal Part Number	End2 Pin Name	End2 Connect or
A	-	-	14-G	2645938 R1	49.99	0.0	SGX NFLEX 125	BLACK	210.0	-	-	-

Connector Name 6049_A

Part Number 3866817C1

Instances LT/RH - A26/X15 - Maxwell 12V Ultracapacitor Engine Start Module (ESM):Diagram1

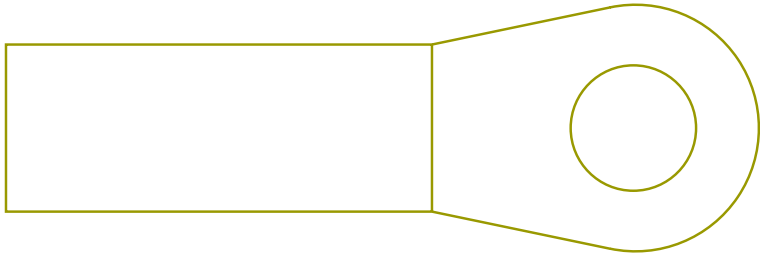

Name	Terminal Part Number	V-Min	Name	Wire Part Number	Wire CSA	Wire Spec	Wire Material description	Wire Color Description	Wire Length	End2 Terminal Part Number	End2 Pin Name	End2 Connect or
A	-	-	WIRE416311	-	0.0	-	-	-	0.0	-	A	6049_B

Connector Name	6049_A
Part Number	3866817C1
Instances	LT/RH A26 - Battery International (3) 12V:Diagram1 LT/RH A26 - Battery International (4) 12V:Diagram1 LT/RH/LoneStar X15 - Battery International (8) 12V:Diagram1
Mates	BTRY-INTL_925CCA-BTRY-00-0 3A

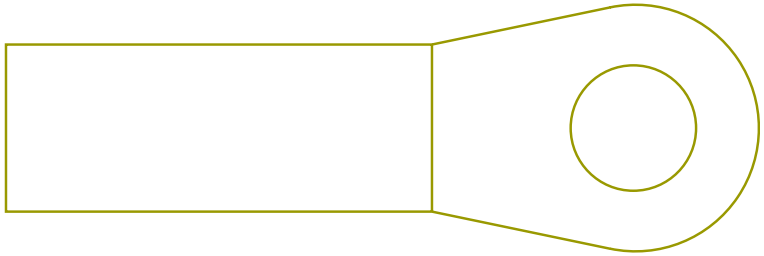

Name	Terminal Part Number	V-Min	Name	Wire Part Number	Wire CSA	Wire Spec	Wire Material description	Wire Color Description	Wire Length	End2 Terminal Part Number	End2 Pin Name	End2 Connect or
A	-	-	14-G	2645938 R1	49.99	0.0	SGX NFLEX 125	BLACK	210.0	-	A	6049_B
A	-	-	14-G	2645943 R1	80.32	0.0	SGR 125	BLACK	1140.0	-	-	-
A	-	-	KA10-H	2644025 R1	18.94	4.0	Std. Wall XLPE Battery Cable	WHITE	1530.0	-	X	-

Connector Name 6049_B

Part Number 3866817C1

Instances LT/RH - A26/X15 - Maxwell 12V Ultracapacitor Engine Start Module (ESM):Diagram1

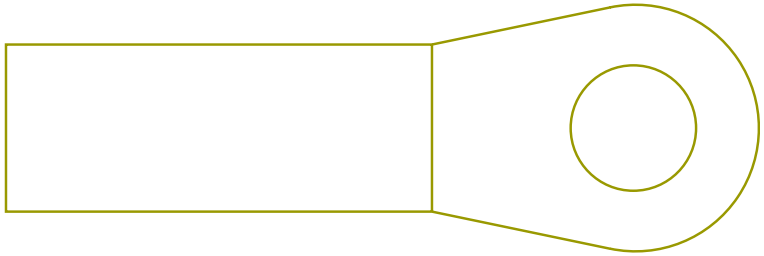

Name	Terminal Part Number	V-Min	Name	Wire Part Number	Wire CSA	Wire Spec	Wire Material description	Wire Color Description	Wire Length	End2 Terminal Part Number	End2 Pin Name	End2 Connect or
A	-	-	WIRE416311	-	0.0	-	-	-	0.0	-	A	6049_A
A	-	-	WIRE416313	-	0.0	-	-	-	0.0	-	A	6049_C

Connector Name	6049_B
Part Number	3866817C1
Instances	LT/RH A26 - Battery International (3) 12V:Diagram1 LT/RH A26 - Battery International (4) 12V:Diagram1 LT/RH/LoneStar X15 - Battery International (8) 12V:Diagram1
Mates	BTRY-INTL_925CCA-BTRY-00-0 3B

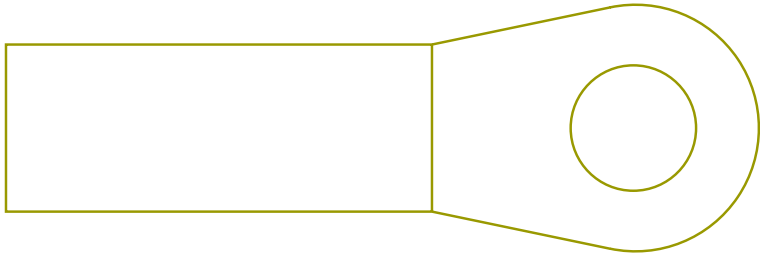

Name	Terminal Part Number	V-Min	Name	Wire Part Number	Wire CSA	Wire Spec	Wire Material description	Wire Color Description	Wire Length	End2 Terminal Part Number	End2 Pin Name	End2 Connect or
A	-	-	14-G	2645938 R1	49.99	0.0	SGX NFLEX 125	BLACK	210.0	-	A	6049_A
A	-	-	KA41-GH	2644025 R1	18.94	4.0	Std. Wall XLPE Battery Cable	WHITE	1495.0	-	-	-
A	-	-	14-G	2645943 R1	80.32	0.0	SGR 125	BLACK	1140.0	-	A	6049_C

Connector Name	6049_B
Part Number	3866817C1
Instances	LT/RH - A26 - Battery International (8) 12V:Diagram1 LT/RH/LoneStar X15 - Battery International (3) 12V:Diagram1 LT/RH/LoneStar X15 - Battery International (4) 12V:Diagram1
Mates	BTRY-INTL_925CCA-BTRY-00-0 3B

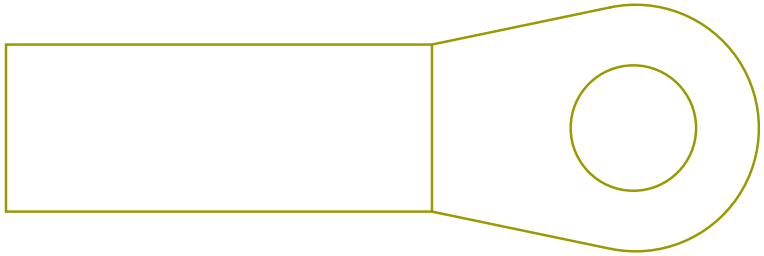

Name	Terminal Part Number	V-Min	Name	Wire Part Number	Wire CSA	Wire Spec	Wire Material description	Wire Color Description	Wire Length	End2 Terminal Part Number	End2 Pin Name	End2 Connect or
A	-	-	14-G	2645943 R1	80.32	0.0	SGR 125	BLACK	1140.0	-	A	6049_C
A	-	-	KA41-GH	2644025 R1	18.94	4.0	Std. Wall XLPE Battery Cable	WHITE	1504.0	-	-	-
A	-	-	14-G	2645938 R1	49.99	0.0	SGX NFLEX 125	BLACK	210.0	-	A	6049_A
A	-	-	14-G	2645938 R1	49.99	0.0	SGX NFLEX 125	BLACK	210.0	-	A	6049_C

Connector Name	6049_C
Part Number	3866817C1
Instances	LT/RH - A26/X15 - Maxwell 12V Ultracapacitor Engine Start Module (ESM):Diagram1
Mates	DEV180305

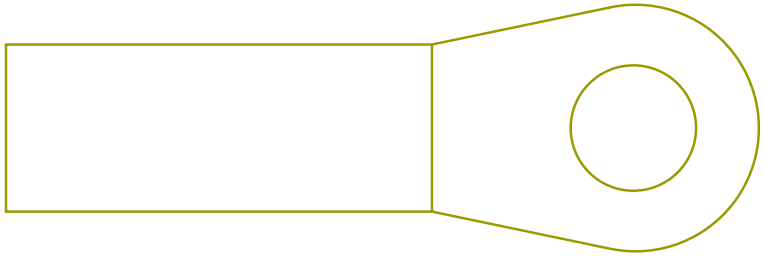

Name	Terminal Part Number	V-Min	Name	Wire Part Number	Wire CSA	Wire Spec	Wire Material description	Wire Color Description	Wire Length	End2 Terminal Part Number	End2 Pin Name	End2 Connect or
A	-	-	WIRE416320	-	0.0	-	-	-	0.0	-	A	6051_C

Connector Name 6049_C

Part Number 3866817C1

Instances LT/RH - A26/X15 - Maxwell 12V Ultracapacitor Engine Start Module (ESM):Diagram1

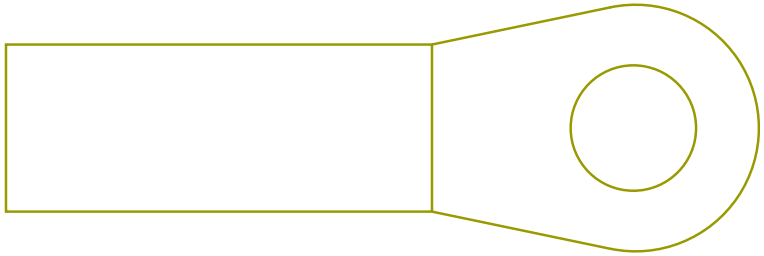

Name	Terminal Part Number	V-Min	Name	Wire Part Number	Wire CSA	Wire Spec	Wire Material description	Wire Color Description	Wire Length	End2 Terminal Part Number	End2 Pin Name	End2 Connect or
A	-	-	WIRE416313	-	0.0	-	-	-	0.0	-	A	6049_B
A	-	-	WIRE416319	-	0.0	-	-	-	0.0	-	1	Terminal Block if Required
A	-	-	WIRE416321	-	0.0	-	-	-	0.0	-	A	6051_B
A	-	-	WIRE416323	-	0.0	-	-	-	0.0	-	A	J1

Connector Name	6049_C
Part Number	3866817C1
Instances	LT/RH A26 - Battery International (3) 12V:Diagram1 LT/RH A26 - Battery International (4) 12V:Diagram1 LT/RH/LoneStar X15 - Battery International (8) 12V:Diagram1
Mates	BTRY-INTL_925CCA-BTRY-00-0 3C

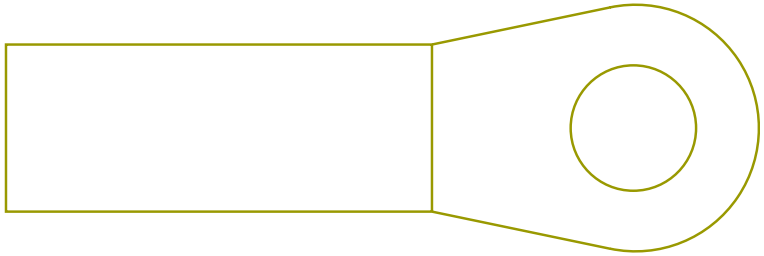

Name	Terminal Part Number	V-Min	Name	Wire Part Number	Wire CSA	Wire Spec	Wire Material description	Wire Color Description	Wire Length	End2 Terminal Part Number	End2 Pin Name	End2 Connect or
A	-	-	14-G	2645938 R1	49.99	0.0	SGX NFLEX 125	BLACK	210.0	-	-	-
A	-	-	14-G	2645943 R1	80.32	0.0	SGR 125	BLACK	1140.0	-	A	6049_B

Connector Name	6049_C
Part Number	3866817C1
Instances	LT/RH - A26 - Battery International (8) 12V:Diagram1 LT/RH/LoneStar X15 - Battery International (3) 12V:Diagram1 LT/RH/LoneStar X15 - Battery International (4) 12V:Diagram1
Mates	BTRY-INTL_925CCA-BTRY-00-0 3C

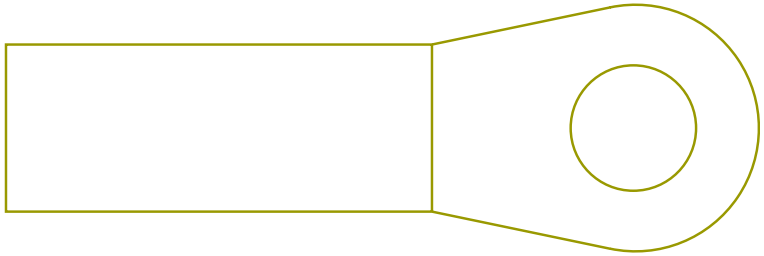

Name	Terminal Part Number	V-Min	Name	Wire Part Number	Wire CSA	Wire Spec	Wire Material description	Wire Color Description	Wire Length	End2 Terminal Part Number	End2 Pin Name	End2 Connect or
A	-	-	14-G	2645943 R1	80.32	0.0	SGR 125	BLACK	1140.0	-	A	6049_B
A	-	-	14-G	2645938 R1	49.99	0.0	SGX NFLEX 125	BLACK	210.0	-	-	-
A	-	-	14-G	2645938 R1	49.99	0.0	SGX NFLEX 125	BLACK	210.0	-	A	6049_B

Connector Name	6049_D
Part Number	3866817C1
Instances	LT/RH A26 - Battery International (4) 12V:Diagram1 LT/RH/LoneStar X15 - Battery International (8) 12V:Diagram1
Mates	BTRY-INTL_925CCA-BTRY-00-0 3D

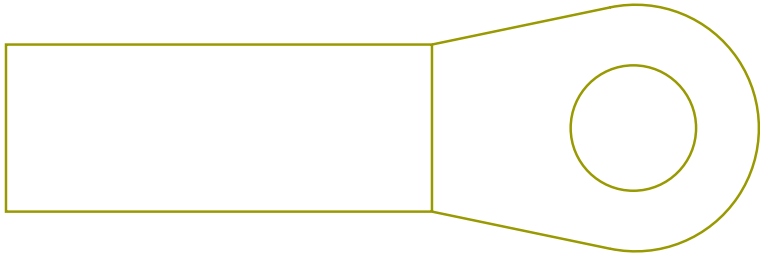

Name	Terminal Part Number	V-Min	Name	Wire Part Number	Wire CSA	Wire Spec	Wire Material description	Wire Color Description	Wire Length	End2 Terminal Part Number	End2 Pin Name	End2 Connect or
A	-	-	14-G	2645938 R1	49.99	0.0	SGX NFLEX 125	BLACK	210.0	-	-	-
A	-	-	14-G	2645943 R1	80.32	0.0	SGR 125	BLACK	1140.0	-	-	-
A	-	-	14	-	49.99	0.0	SGX NFLEX 125	BLACK	700.0	-	A	6051_A

Connector Name	6049_D
Part Number	3866817C1
Instances	LT/RH - A26 - Battery International (8) 12V:Diagram1 LT/RH/LoneStar X15 - Battery International (4) 12V:Diagram1
Mates	BTRY-INTL_925CCA-BTRY-00-0 3D

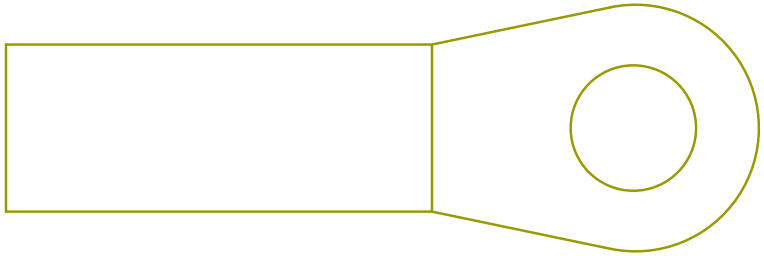

Name	Terminal Part Number	V-Min	Name	Wire Part Number	Wire CSA	Wire Spec	Wire Material description	Wire Color Description	Wire Length	End2 Terminal Part Number	End2 Pin Name	End2 Connector
A	-	-	14-G	2645943 R1	80.32	0.0	SGR 125	BLACK	1140.0	-	-	-
A	-	-	14	-	49.99	0.0	SGX NFLEX 125	BLACK	700.0	-	-	-
A	-	-	14-G	2645938 R1	49.99	0.0	SGX NFLEX 125	BLACK	210.0	-	-	-

Connector Name	6049_E
Part Number	3866817C1
Instances	LT/RH - A26 - Battery International (8) 12V:Diagram1 LT/RH/LoneStar X15 - Battery International (8) 12V:Diagram1
Mates	BTRY-INTL_925CCA-BTRY-00-0 3E

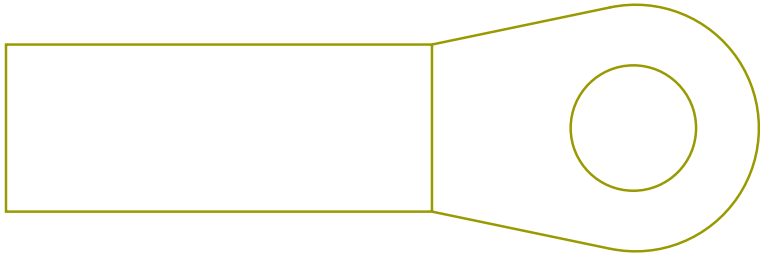

Name	Terminal Part Number	V-Min	Name	Wire Part Number	Wire CSA	Wire Spec	Wire Material description	Wire Color Description	Wire Length	End2 Terminal Part Number	End2 Pin Name	End2 Connect or
A	-	-	14	-	49.99	0.0	SGX NFLEX 125	BLACK	700.0	-	-	-

Connector Name	6049_F
Part Number	3866817C1
Instances	LT/RH - A26 - Battery International (8) 12V:Diagram1 LT/RH/LoneStar X15 - Battery International (8) 12V:Diagram1
Mates	BTRY-INTL_925CCA-BTRY-00-0 3F

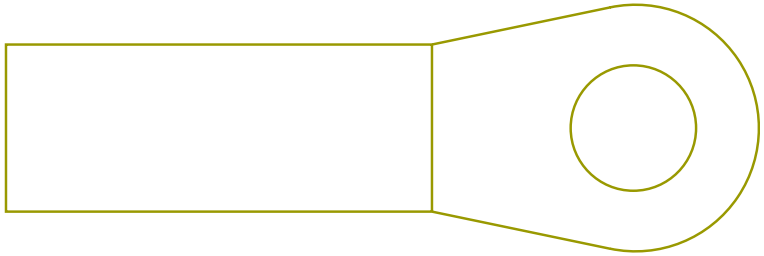

Name	Terminal Part Number	V-Min	Name	Wire Part Number	Wire CSA	Wire Spec	Wire Material description	Wire Color Description	Wire Length	End2 Terminal Part Number	End2 Pin Name	End2 Connect or
A	-	-	14	-	49.99	0.0	SGX NFLEX 125	BLACK	700.0	-	-	-

Connector Name	6049_G
Part Number	3866817C1
Instances	LT/RH - A26 - Battery International (8) 12V:Diagram1 LT/RH/LoneStar X15 - Battery International (8) 12V:Diagram1
Mates	BTRY-INTL_925CCA-BTRY-00-0 3G

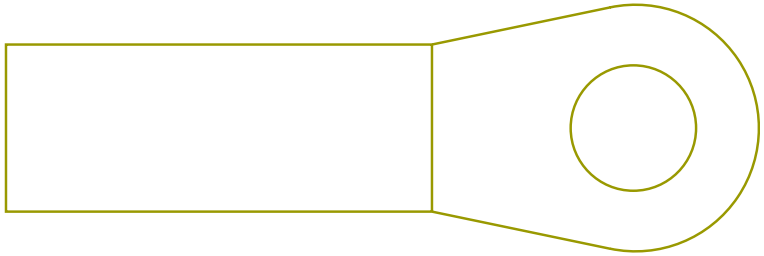

Name	Terminal Part Number	V-Min	Name	Wire Part Number	Wire CSA	Wire Spec	Wire Material description	Wire Color Description	Wire Length	End2 Terminal Part Number	End2 Pin Name	End2 Connect or
A	-	-	14	-	49.99	0.0	SGX NFLEX 125	BLACK	700.0	-	-	-

Connector Name	6049_H
Part Number	3866817C1
Instances	LT/RH - A26 - Battery International (8) 12V:Diagram1 LT/RH/LoneStar X15 - Battery International (8) 12V:Diagram1
Mates	BTRY-INTL_925CCA-BTRY-00-0 3DH

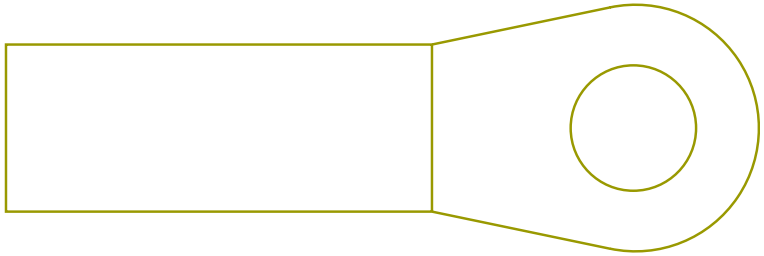

Name	Terminal Part Number	V-Min	Name	Wire Part Number	Wire CSA	Wire Spec	Wire Material description	Wire Color Description	Wire Length	End2 Terminal Part Number	End2 Pin Name	End2 Connect or
A	-	-	14	-	49.99	0.0	SGX NFLEX 125	BLACK	700.0	-	-	-

Connector Name 6051_A

Part Number 3866817C1

Instances LT/RH - A26 - Battery International (8) 12V:Diagram1
LT/RH - X15/A26 - Battery Disconnect:Diagram1
LT/RH/LoneStar - X15 - Cranking (Starter) GEN4 BODY CONTROL MODULE W/ Thermal Overcrank - External Switch:Diagram1
LT/RH/LoneStar - X15 - Cranking (Starter) GEN4 BODY CONTROL MODULE W/O Thermal Overcrank Wiring:Diagram1
LT/RH/LoneStar - X15/A26 - DC/AC Inverter (1200W W/switch control):Diagram1
LT/RH/LoneStar - X15/A26 - DC/AC Inverter (1800W):Diagram1
LT/RH/LoneStar - X15/A26 - JUMP START STUD (DUAL):Diagram1
LT/RH/LoneStar - X15/A26 - JUMP START STUD (SINGLE):Diagram1
LT/RH/LoneStar X15 - Battery International (3) 12V:Diagram1
LT/RH/LoneStar X15 - Battery International (4) 12V:Diagram1

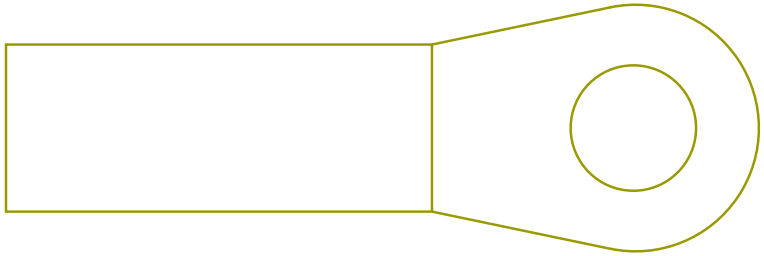

Mates BTRY-INTL_925CCA-BTRY-00-0 3A

Name	Terminal Part Number	V-Min	Name	Wire Part Number	Wire CSA	Wire Spec	Wire Material description	Wire Color Description	Wire Length	End2 Terminal Part Number	End2 Pin Name	End2 Connector
A	-	-	14	-	49.99	0.0	SGX NFLEX 125	BLACK	700.0	-	A	K02-6301-DELCO
A	-	-	14	-	49.99	0.0	SGX NFLEX 125	BLACK	700.0	-	A	POS_1
A	-	-	N14A	2645961 R1	49.99	0.0	SGR 125	RED	625.0	-	-	-
A	-	-	14	-	49.99	0.0	SGX NFLEX 125	BLACK	700.0	-	A	6051_B
A	-	-	1/0	2645962 R1	49.99	0.0	SGX NFLEX 125	RED	210.0	-	A	6051_B

Name	Terminal Part Number	V-Min	Name	Wire Part Number	Wire CSA	Wire Spec	Wire Material description	Wire Color Description	Wire Length	End2 Terminal Part Number	End2 Pin Name	End2 Connector
A	-	-	14	-	49.99	0.0	SGX NFLEX 125	BLACK	700.0	-	A	K02-6301-MITS
A	-	-	14	2645962 R1	49.99	0.0	SGX NFLEX 125	RED	700.0	-	-	-
A	-	-	14	-	49.99	0.0	SGX NFLEX 125	BLACK	700.0	-	-	-
A	-	-	14	2645962 R1	49.99	0.0	SGX NFLEX 125	RED	700.0	-	A	6051_B
A	-	-	1/0	2645962 R1	49.99	0.0	SGX NFLEX 125	RED	210.0	-	-	-

Connector Name	6051_A
Part Number	3866817C1
Instances	LT/RH A26 - Battery International (3) 12V:Diagram1 LT/RH A26 - Battery International (4) 12V:Diagram1 LT/RH/LoneStar X15 - Battery International (8) 12V:Diagram1
Mates	BTRY-INTL_925CCA-BTRY-00-0 3A

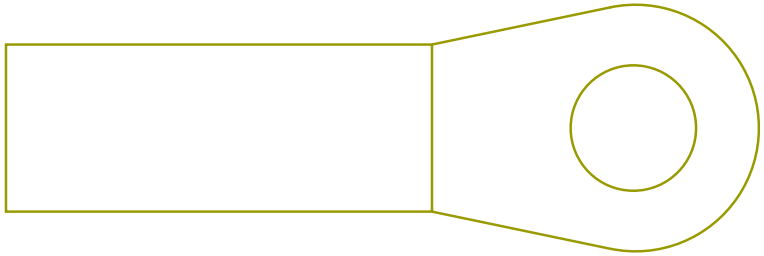

Name	Terminal Part Number	V-Min	Name	Wire Part Number	Wire CSA	Wire Spec	Wire Material description	Wire Color Description	Wire Length	End2 Terminal Part Number	End2 Pin Name	End2 Connector
A	-	-	14	2645962 R1	49.99	0.0	SGX NFLEX 125	RED	700.0	-	A	6051_B
A	-	-	1/0	2645962 R1	49.99	0.0	SGX NFLEX 125	RED	210.0	-	-	-
A	-	-	1/0	2645962 R1	49.99	0.0	SGX NFLEX 125	RED	210.0	-	A	6051_B
A	-	-	14	-	49.99	0.0	SGX NFLEX 125	BLACK	700.0	-	A	6049_D

Connector Name	6051_B
Part Number	3866817C1
Instances	LT/RH - A26/X15 - Maxwell 12V Ultracapacitor Engine Start Module (ESM):Diagram1
Mates	DEV180305

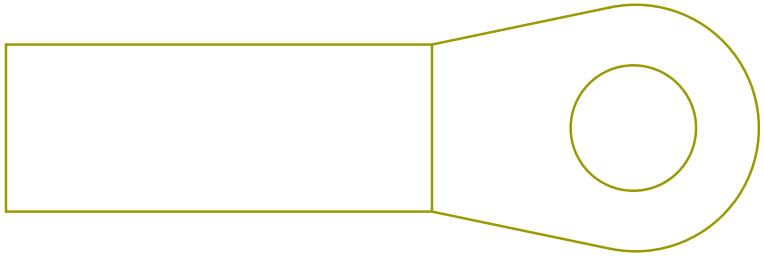

Name	Terminal Part Number	V-Min	Name	Wire Part Number	Wire CSA	Wire Spec	Wire Material description	Wire Color Description	Wire Length	End2 Terminal Part Number	End2 Pin Name	End2 Connect or
A	-	-	WIRE416321	-	0.0	-	-	-	0.0	-	A	6049_C

Connector Name	6051_B
Part Number	3866817C1
Instances	LT/RH - A26/X15 - Maxwell 12V Ultracapacitor Engine Start Module (ESM):Diagram1
Mates	DEV180297

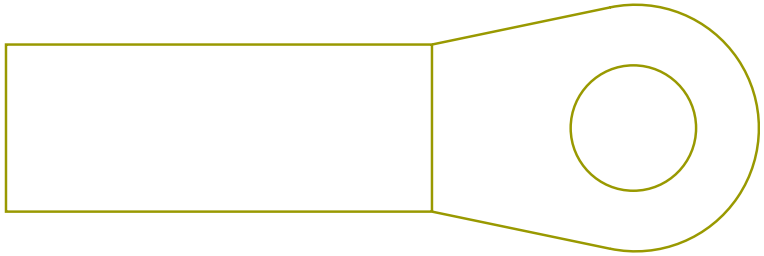

Name	Terminal Part Number	V-Min	Name	Wire Part Number	Wire CSA	Wire Spec	Wire Material description	Wire Color Description	Wire Length	End2 Terminal Part Number	End2 Pin Name	End2 Connect or
A	-	-	WIRE416312	-	0.0	-	-	-	0.0	-	A	6051_C

Connector Name	6051_B
Part Number	3866817C1
Instances	LT/RH A26 - Battery International (3) 12V:Diagram1 LT/RH A26 - Battery International (4) 12V:Diagram1 LT/RH/LoneStar X15 - Battery International (8) 12V:Diagram1
Mates	BTRY-INTL_925CCA-BTRY-00-0 3B

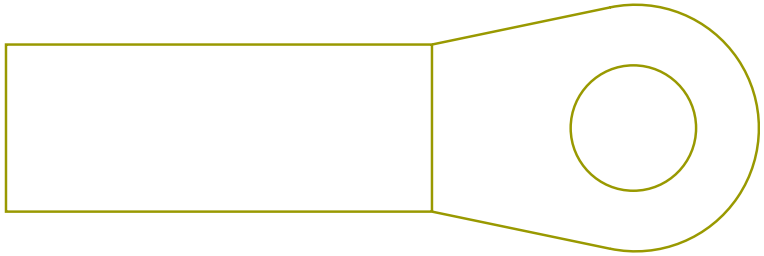

Name	Terminal Part Number	V-Min	Name	Wire Part Number	Wire CSA	Wire Spec	Wire Material description	Wire Color Description	Wire Length	End2 Terminal Part Number	End2 Pin Name	End2 Connector
A	-	-	14	2645962 R1	49.99	0.0	SGX NFLEX 125	RED	700.0	-	A	6051_A
A	-	-	1/0	2645962 R1	49.99	0.0	SGX NFLEX 125	RED	210.0	-	-	-
A	-	-	1/0	2645962 R1	49.99	0.0	SGX NFLEX 125	RED	210.0	-	A	6051_A
A	-	-	14	-	49.99	0.0	SGX NFLEX 125	BLACK	700.0	-	-	-

Connector Name	6051_B
Part Number	3866817C1
Instances	LT/RH - A26 - Battery International (8) 12V:Diagram1 LT/RH/LoneStar X15 - Battery International (3) 12V:Diagram1 LT/RH/LoneStar X15 - Battery International (4) 12V:Diagram1
Mates	BTRY-INTL_925CCA-BTRY-00-0 3B

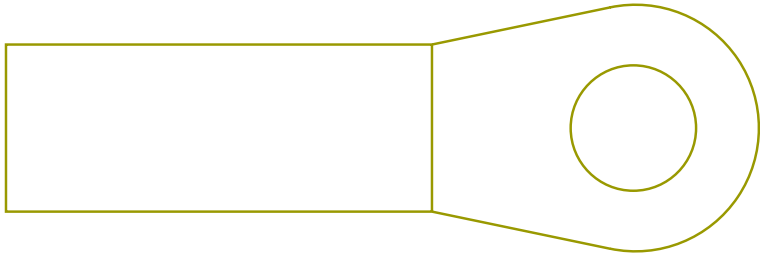

Name	Terminal Part Number	V-Min	Name	Wire Part Number	Wire CSA	Wire Spec	Wire Material description	Wire Color Description	Wire Length	End2 Terminal Part Number	End2 Pin Name	End2 Connector
A	-	-	14	-	49.99	0.0	SGX NFLEX 125	BLACK	700.0	-	A	6051_A
A	-	-	1/0	2645962 R1	49.99	0.0	SGX NFLEX 125	RED	210.0	-	A	6051_A
A	-	-	14	2645962 R1	49.99	0.0	SGX NFLEX 125	RED	700.0	-	A	6051_C
A	-	-	14	2645962 R1	49.99	0.0	SGX NFLEX 125	RED	700.0	-	A	6051_A
A	-	-	1/0	2645962 R1	49.99	0.0	SGX NFLEX 125	RED	210.0	-	-	-

Connector Name	6051_C
Part Number	3866817C1
Instances	LT/RH - A26/X15 - Maxwell 12V Ultracapacitor Engine Start Module (ESM):Diagram1
Mates	DEV180299

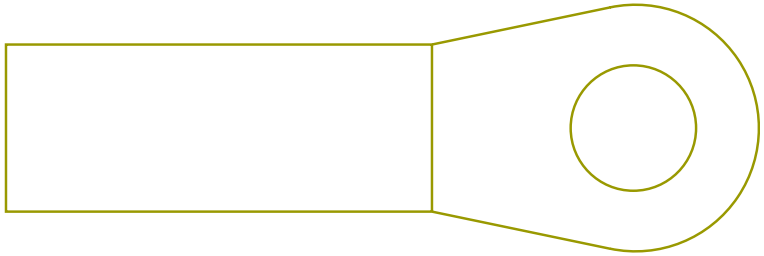

Name	Terminal Part Number	V-Min	Name	Wire Part Number	Wire CSA	Wire Spec	Wire Material description	Wire Color Description	Wire Length	End2 Terminal Part Number	End2 Pin Name	End2 Connect or
A	-	-	WIRE416312	-	0.0	-	-	-	0.0	-	A	6051_B
A	-	-	WIRE416320	-	0.0	-	-	-	0.0	-	A	6049_C

Connector Name	6051_C
Part Number	3866817C1
Instances	LT/RH A26 - Battery International (3) 12V:Diagram1 LT/RH A26 - Battery International (4) 12V:Diagram1 LT/RH/LoneStar X15 - Battery International (8) 12V:Diagram1
Mates	BTRY-INTL_925CCA-BTRY-00-0 3C

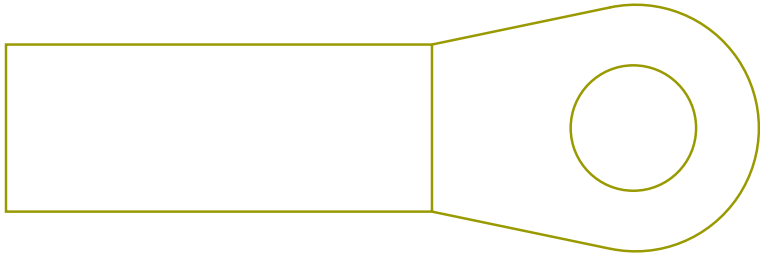

Name	Terminal Part Number	V-Min	Name	Wire Part Number	Wire CSA	Wire Spec	Wire Material description	Wire Color Description	Wire Length	End2 Terminal Part Number	End2 Pin Name	End2 Connector
A	-	-	14	2645962 R1	49.99	0.0	SGX NFLEX 125	RED	700.0	-	-	-
A	-	-	1/0	2645962 R1	49.99	0.0	SGX NFLEX 125	RED	210.0	-	A	6051_D
A	-	-	1/0	2645962 R1	49.99	0.0	SGX NFLEX 125	RED	210.0	-	-	-
A	-	-	14	-	49.99	0.0	SGX NFLEX 125	BLACK	700.0	-	-	-

Connector Name	6051_C
Part Number	3866817C1
Instances	LT/RH - A26 - Battery International (8) 12V:Diagram1 LT/RH/LoneStar X15 - Battery International (3) 12V:Diagram1 LT/RH/LoneStar X15 - Battery International (4) 12V:Diagram1
Mates	BTRY-INTL_925CCA-BTRY-00-0 3C

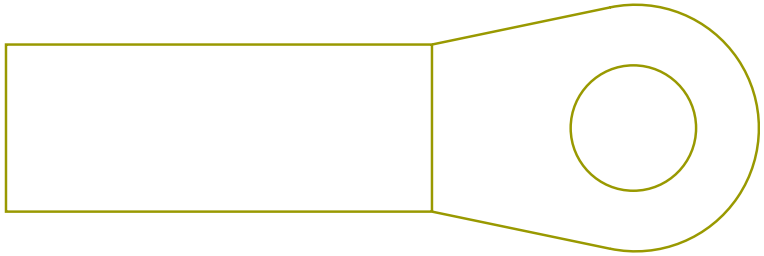

Name	Terminal Part Number	V-Min	Name	Wire Part Number	Wire CSA	Wire Spec	Wire Material description	Wire Color Description	Wire Length	End2 Terminal Part Number	End2 Pin Name	End2 Connect or
A	-	-	14	-	49.99	0.0	SGX NFLEX 125	BLACK	700.0	-	-	-
A	-	-	1/0	2645962 R1	49.99	0.0	SGX NFLEX 125	RED	210.0	-	-	-
A	-	-	14	2645962 R1	49.99	0.0	SGX NFLEX 125	RED	700.0	-	A	6051_B
A	-	-	14	2645962 R1	49.99	0.0	SGX NFLEX 125	RED	700.0	-	-	-
A	-	-	1/0	2645962 R1	49.99	0.0	SGX NFLEX 125	RED	210.0	-	A	6051_D

Connector Name	6051_D
Part Number	3866817C1
Instances	LT/RH A26 - Battery International (4) 12V:Diagram1 LT/RH/LoneStar X15 - Battery International (8) 12V:Diagram1
Mates	BTRY-INTL_925CCA-BTRY-00-0 3D

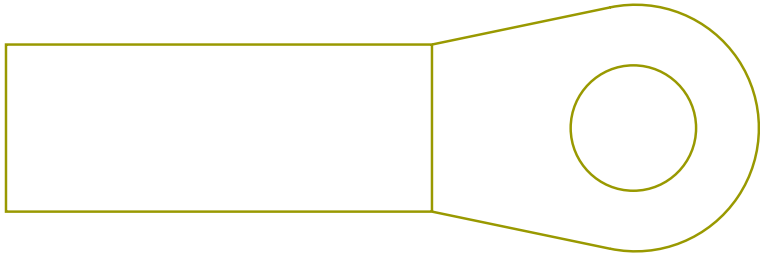

Name	Terminal Part Number	V-Min	Name	Wire Part Number	Wire CSA	Wire Spec	Wire Material description	Wire Color Description	Wire Length	End2 Terminal Part Number	End2 Pin Name	End2 Connect or
A	-	-	1/0	2645962 R1	49.99	0.0	SGX NFLEX 125	RED	210.0	-	A	6051_C
A	-	-	1/0	2645962 R1	49.99	0.0	SGX NFLEX 125	RED	210.0	-	-	-

Connector Name	6051_D
Part Number	3866817C1
Instances	LT/RH - A26 - Battery International (8) 12V:Diagram1 LT/RH/LoneStar X15 - Battery International (4) 12V:Diagram1
Mates	BTRY-INTL_925CCA-BTRY-00-0 3D

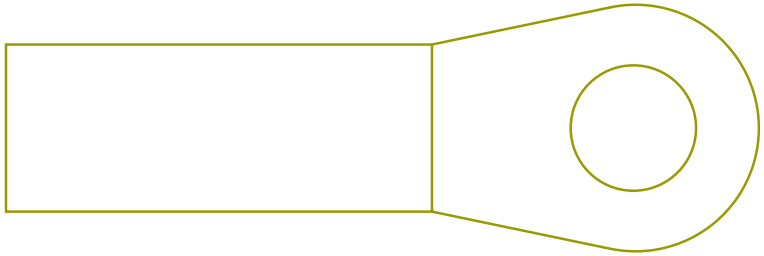

Name	Terminal Part Number	V-Min	Name	Wire Part Number	Wire CSA	Wire Spec	Wire Material description	Wire Color Description	Wire Length	End2 Terminal Part Number	End2 Pin Name	End2 Connect or
A	-	-	1/0	2645962 R1	49.99	0.0	SGX NFLEX 125	RED	210.0	-	-	-
A	-	-	1/0	2645962 R1	49.99	0.0	SGX NFLEX 125	RED	210.0	-	A	6051_C

Connector Name	6051_E
Part Number	3866817C1
Instances	LT/RH - A26 - Battery International (8) 12V:Diagram1 LT/RH/LoneStar X15 - Battery International (8) 12V:Diagram1
Mates	BTRY-INTL_925CCA-BTRY-00-0 3E

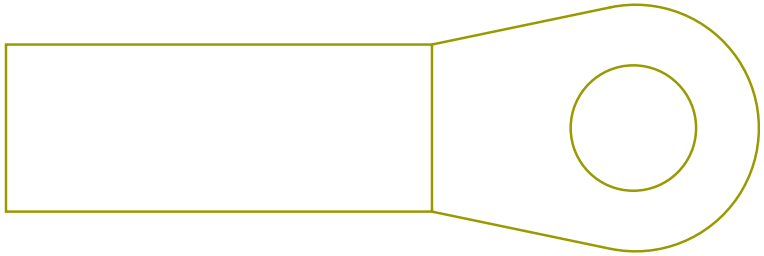

Name	Terminal Part Number	V-Min	Name	Wire Part Number	Wire CSA	Wire Spec	Wire Material description	Wire Color Description	Wire Length	End2 Terminal Part Number	End2 Pin Name	End2 Connect or
A	-	-	1/0	2645962 R1	49.99	0.0	SGX NFLEX 125	RED	210.0	-	-	-

Connector Name	6051_F
Part Number	3866817C1
Instances	LT/RH - A26 - Battery International (8) 12V:Diagram1 LT/RH/LoneStar X15 - Battery International (8) 12V:Diagram1
Mates	BTRY-INTL_925CCA-BTRY-00-0 3F

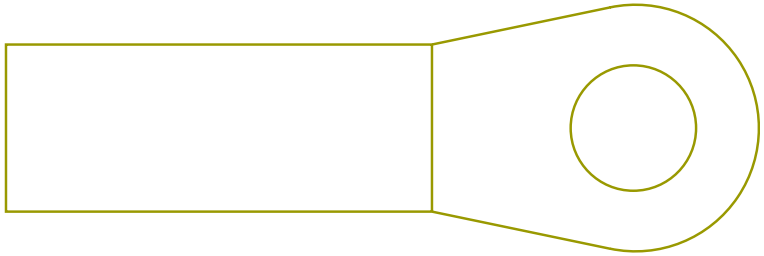

Name	Terminal Part Number	V-Min	Name	Wire Part Number	Wire CSA	Wire Spec	Wire Material description	Wire Color Description	Wire Length	End2 Terminal Part Number	End2 Pin Name	End2 Connect or
A	-	-	1/0	2645962 R1	49.99	0.0	SGX NFLEX 125	RED	210.0	-	-	-

Connector Name	6051_G
Part Number	3866817C1
Instances	LT/RH - A26 - Battery International (8) 12V:Diagram1 LT/RH/LoneStar X15 - Battery International (8) 12V:Diagram1
Mates	BTRY-INTL_925CCA-BTRY-00-0 3G

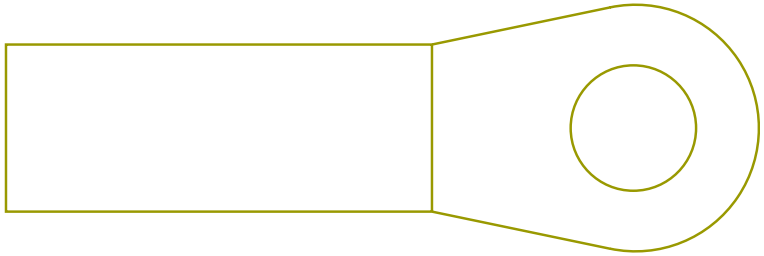

Name	Terminal Part Number	V-Min	Name	Wire Part Number	Wire CSA	Wire Spec	Wire Material description	Wire Color Description	Wire Length	End2 Terminal Part Number	End2 Pin Name	End2 Connect or
A	-	-	1/0	2645962 R1	49.99	0.0	SGX NFLEX 125	RED	210.0	-	-	-

Connector Name	6051_H
Part Number	3866817C1
Instances	LT/RH - A26 - Battery International (8) 12V:Diagram1 LT/RH/LoneStar X15 - Battery International (8) 12V:Diagram1
Mates	BTRY-INTL_925CCA-BTRY-00-0 3DH

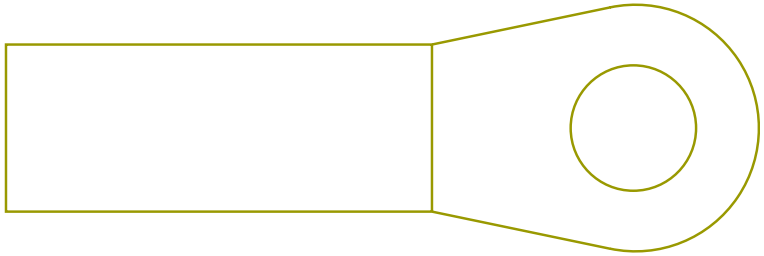

Name	Terminal Part Number	V-Min	Name	Wire Part Number	Wire CSA	Wire Spec	Wire Material description	Wire Color Description	Wire Length	End2 Terminal Part Number	End2 Pin Name	End2 Connect or
A	-	-	1/0	2645962 R1	49.99	0.0	SGX NFLEX 125	RED	210.0	-	-	-

Connector Name	6100D
Part Number	RING-M-8_0
Instances	LT/RH - A26/X15 - Maxwell 12V Ultracapacitor Engine Start Module (ESM):Diagram1
Mates	DEV180305



Name	Terminal Part Number	V-Min	Name	Wire Part Number	Wire CSA	Wire Spec	Wire Material description	Wire Color Description	Wire Length	End2 Terminal Part Number	End2 Pin Name	End2 Connect or
A	-	-	WIRE416322	-	0.0	-	-	-	0.0	-	A	6301

Connector Name	6100H
Part Number	RING-M-8_0
Instances	LT/RH - A26/X15 - Maxwell 12V Ultracapacitor Engine Start Module (ESM):Diagram1
Mates	DEV-Delco_Remy_28SI_Altern ator-4004-01-05B



Name	Terminal Part Number	V-Min	Name	Wire Part Number	Wire CSA	Wire Spec	Wire Material description	Wire Color Description	Wire Length	End2 Terminal Part Number	End2 Pin Name	End2 Connect or
A	-	-	WIRE416314	-	0.0	-	-	-	0.0	-	1	Terminal Block if Required

Connector Name	6101H
Part Number	RING-M-6_0
Instances	LT/RH - A26/X15 - Maxwell 12V Ultracapacitor Engine Start Module (ESM):Diagram1
Mates	DEV-Delco_Remy_28SI_Altern ator-4004-01-05B



Name	Terminal Part Number	V-Min	Name	Wire Part Number	Wire CSA	Wire Spec	Wire Material description	Wire Color Description	Wire Length	End2 Terminal Part Number	End2 Pin Name	End2 Connect or
A	-	-	WIRE416318	-	0.0	-	-	-	0.0	-	1	Terminal Block if Required

Connector Name	6301
Part Number	RING-E-1-2_0
Instances	LT/RH - A26/X15 - Maxwell 12V Ultracapacitor Engine Start Module (ESM):Diagram1
Mates	MOT-STARTER-5024-01-03A



Name	Terminal Part Number	V-Min	Name	Wire Part Number	Wire CSA	Wire Spec	Wire Material description	Wire Color Description	Wire Length	End2 Terminal Part Number	End2 Pin Name	End2 Connect or
A	-	-	WIRE416322	-	0.0	-	-	-	0.0	-	A	6100D

Connector Name	6566
Part Number	6113338C1
Instances	LT/RH/LoneStar X15 - IP Underhood PDM:Diagram1
Mates	MODU-PDM_UNDERHOOD-0003-00 -04



Name	Terminal Part Number	V-Min	Name	Wire Part Number	Wire CSA	Wire Spec	Wire Material description	Wire Color Description	Wire Length	End2 Terminal Part Number	End2 Pin Name	End2 Connector
1	-	-	KA14AF	3510369 R1	4.81	10.0	Thin Wall XLPE Primary Cable	RED	170.0	-	-	-
3	-	-	KH14K	3510369 R1	4.81	10.0	Thin Wall XLPE Primary Cable	RED	2770.0	-	-	-

Connector Name	6567
Part Number	6113341C1
Instances	LT/RH/LoneStar X15 - IP Underhood PDM:Diagram1
Mates	MODU-PDM_UNDERHOOD-0003-00 -04

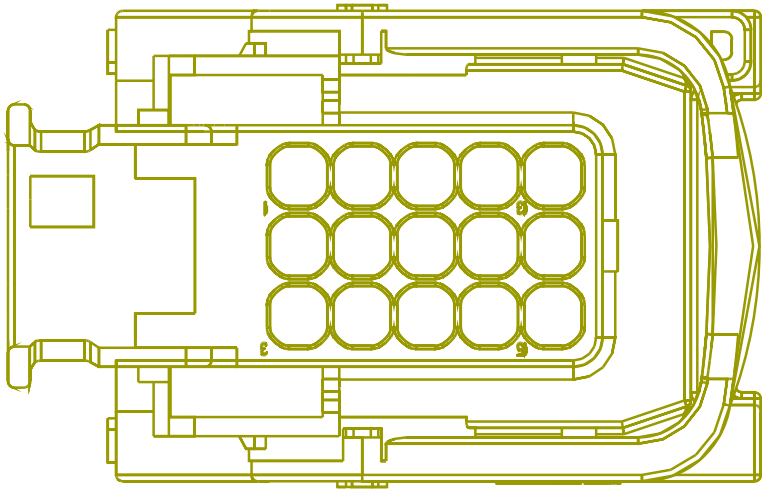

Name	Terminal Part Number	V-Min	Name	Wire Part Number	Wire CSA	Wire Spec	Wire Material description	Wire Color Description	Wire Length	End2 Terminal Part Number	End2 Pin Name	End2 Connector
1	-	-	KA14B	3510366 R1	1.16	16.0	Thin Wall XLPE Primary Cable	RED	3130.0	-	-	-
4	-	-	KL14B	3510366 R1	1.16	16.0	Thin Wall XLPE Primary Cable	RED	2460.0	-	-	-
7	-	-	KL14A	2643759 R1	0.79	18.0	Std. Wall XLPE Primary Cable	RED	4125.0	-	-	-
7	-	-	KH14A	3510368 R1	3.01	12.0	Thin Wall XLPE Primary Cable	RED	2465.0	-	-	-

Name	Terminal Part Number	V-Min	Name	Wire Part Number	Wire CSA	Wire Spec	Wire Material description	Wire Color Description	Wire Length	End2 Terminal Part Number	End2 Pin Name	End2 Connector
13	-	-	KA14D	3510368 R1	3.01	12.0	Thin Wall XLPE Primary Cable	RED	2700.0	-	-	-

Connector Name	670A/670B
Part Number	3573078C1
Instances	Engine Private J1939 A26:Engine Private J1939 A26
Mates	670A/670B



Name	Terminal Part Number	V-Min	Name	Wire Part Number	Wire CSA	Wire Spec	Wire Material description	Wire Color Description	Wire Length	End2 Terminal Part Number	End2 Pin Name	End2 Connect or
9	-	-	WIRE480606	-	0.0	-	-	-	0.0	-	PIN1	-
10	-	-	WIRE480610	-	0.0	-	-	-	0.0	-	PIN1	-
13	-	-	WIRE480602	-	0.0	-	-	-	0.0	-	13	674B
14	-	-	WIRE480603	-	0.0	-	-	-	0.0	-	14	674B

Connector Name	670A/670B
Part Number	3573078C1
Instances	Engine Private J1939 X15:Engine Private J1939 X15
Mates	670A/670B



Name	Terminal Part Number	V-Min	Name	Wire Part Number	Wire CSA	Wire Spec	Wire Material description	Wire Color Description	Wire Length	End2 Terminal Part Number	End2 Pin Name	End2 Connect or
9	-	-	WIRE234439	-	0.0	-	-	-	0.0	-	2	8500
10	-	-	WIRE234441	-	0.0	-	-	-	0.0	-	9	8500
13	-	-	WIRE234442	-	0.0	-	-	-	0.0	-	13	674B
14	-	-	WIRE234443	-	0.0	-	-	-	0.0	-	14	674B

Connector Name	6704A
Part Number	3551896C1
Instances	LT/RH/LoneStar X15 - Powertrain Ground Splice Packs - 6704 & 6704A:Diagram1
Mates	SP-ISX 6704A



Name	Terminal Part Number	V-Min	Name	Wire Part Number	Wire CSA	Wire Spec	Wire Material description	Wire Color Description	Wire Length	End2 Terminal Part Number	End2 Pin Name	End2 Connect or
A	-	-	KX10H4	3510363 R1	4.81	10.0	Thin Wall XLPE Primary Cable	WHITE	0.0	-	X	-
B	-	-	TW95-GC	-	0.0	14.0	-	TAN	0.0	-	-	-
B	-	-	TT95-GC	-	0.0	14.0	-	TAN	0.0	-	-	-
C	-	-	-	-	-	-	-	-	-	-	-	-
D	-	-	-	-	-	-	-	-	-	-	-	-
E	-	-	-	-	-	-	-	-	-	-	-	-
F	-	-	-	-	-	-	-	-	-	-	-	-

Connector Name	6704
Part Number	3551896C1
Instances	LT/RH/LoneStar X15 - Powertrain Ground Splice Packs - 6704 & 6704A:Diagram1
Mates	SP-ISX-0003-00-10-K0A



Name	Terminal Part Number	V-Min	Name	Wire Part Number	Wire CSA	Wire Spec	Wire Material description	Wire Color Description	Wire Length	End2 Terminal Part Number	End2 Pin Name	End2 Connect or
A	-	-	KA10H2	3510363 R1	4.81	10.0	Thin Wall XLPE Primary Cable	WHITE	225.0	-	X	-
A	-	-	KX10H2	2644025 R1	18.94	4.0	Std. Wall XLPE Battery Cable	WHITE	0.0	-	X	-
B	-	-	TJ95-GB	3510294 R1	1.16	16.0	Thin Wall XLPE Primary Cable	BLACK	1185.0	-	-	-
B	-	-	TK95-GB	3510294 R1	1.16	16.0	Thin Wall XLPE Primary Cable	BLACK	465.0	-	-	-

Name	Terminal Part Number	V-Min	Name	Wire Part Number	Wire CSA	Wire Spec	Wire Material description	Wire Color Description	Wire Length	End2 Terminal Part Number	End2 Pin Name	End2 Connector
C	-	-	KA95-GC	3510293 R1	0.79	18.0	Thin Wall XLPE Primary Cable	BLACK	1195.0	-	-	-
D	-	-	TM10-G	3510363 R1	4.81	10.0	Thin Wall XLPE Primary Cable	WHITE	125.0	-	-	-
D	-	-	TL10-G	3510363 R1	4.81	10.0	Thin Wall XLPE Primary Cable	WHITE	125.0	-	-	-
D	-	-	TS10-G	3510363 R1	4.81	10.0	Thin Wall XLPE Primary Cable	WHITE	125.0	-	-	-
E	-	-	KA10H3	3510363 R1	4.81	10.0	Thin Wall XLPE Primary Cable	WHITE	225.0	-	X	-
E	-	-	KX10H3	3510363 R1	4.81	10.0	Thin Wall XLPE Primary Cable	WHITE	0.0	-	X	-
F	-	-	KV92-G	3510362 R1	3.01	12.0	Thin Wall XLPE Primary Cable	WHITE	1430.0	-	-	-

Connector Name	674B
Part Number	6114577C1
Instances	Engine Private J1939 A26:Engine Private J1939 A26
Mates	674

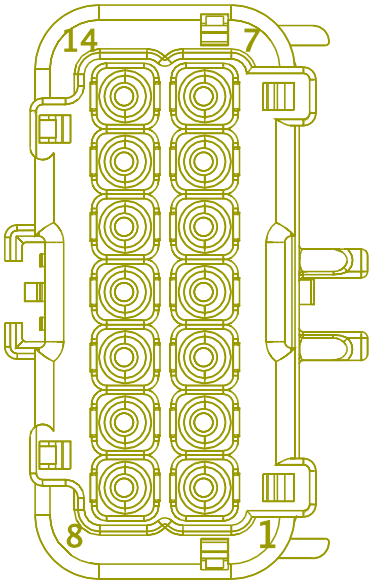

Name	Terminal Part Number	V-Min	Name	Wire Part Number	Wire CSA	Wire Spec	Wire Material description	Wire Color Description	Wire Length	End2 Terminal Part Number	End2 Pin Name	End2 Connector
13	-	-	WIRE480602	-	0.0	-	-	-	0.0	-	13	670A/670B
14	-	-	WIRE480603	-	0.0	-	-	-	0.0	-	14	670A/670B

Connector Name	674B
Part Number	6114577C1
Instances	Engine Private J1939 X15:Engine Private J1939 X15
Mates	674

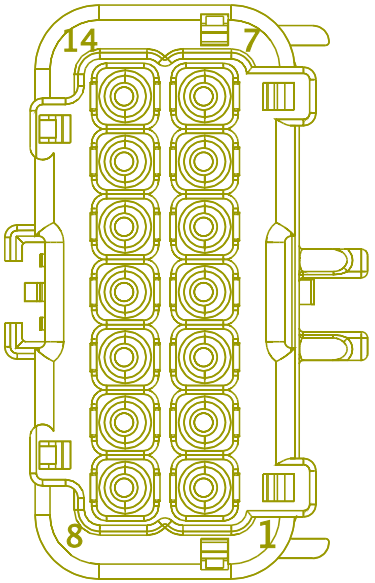

Name	Terminal Part Number	V-Min	Name	Wire Part Number	Wire CSA	Wire Spec	Wire Material description	Wire Color Description	Wire Length	End2 Terminal Part Number	End2 Pin Name	End2 Connector
13	-	-	WIRE234442	-	0.0	-	-	-	0.0	-	13	670A/670B
14	-	-	WIRE234443	-	0.0	-	-	-	0.0	-	14	670A/670B

Connector Name	6748
Part Number	3602454C1
Instances	LT/RH - A26 - Engine Electrical I/O (24-Pin Vehicle Interface Connector):Diagram2
Mates	DEV-AFT_TREATMENT_CONN-01



Name	Terminal Part Number	V-Min	Name	Wire Part Number	Wire CSA	Wire Spec	Wire Material description	Wire Color Description	Wire Length	End2 Terminal Part Number	End2 Pin Name	End2 Connect or
A	-	-	-	-	-	-	-	-	-	-	-	-
B	-	-	-	-	-	-	-	-	-	-	-	-

Connector Name	674
Part Number	6114576C1
Instances	Engine Private J1939 A26:Engine Private J1939 A26
Mates	674B

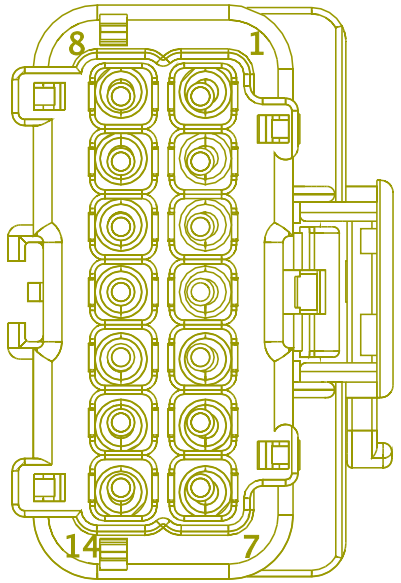

Name	Terminal Part Number	V-Min	Name	Wire Part Number	Wire CSA	Wire Spec	Wire Material description	Wire Color Description	Wire Length	End2 Terminal Part Number	End2 Pin Name	End2 Connector
13	-	-	WIRE480613	-	0.0	-	-	-	0.0	-	PIN1	-
14	-	-	WIRE480615	-	0.0	-	-	-	0.0	-	PIN1	-

Connector Name	674
Part Number	6114576C1
Instances	Engine Private J1939 X15:Engine Private J1939 X15
Mates	674B

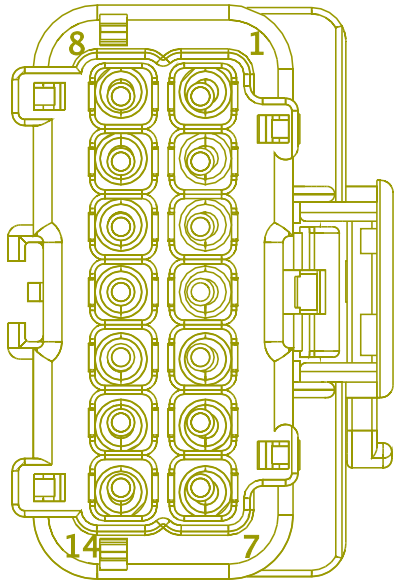

Name	Terminal Part Number	V-Min	Name	Wire Part Number	Wire CSA	Wire Spec	Wire Material description	Wire Color Description	Wire Length	End2 Terminal Part Number	End2 Pin Name	End2 Connector
13	-	-	WIRE234444	-	0.0	-	-	-	0.0	-	PIN1	-
14	-	-	WIRE234445	-	0.0	-	-	-	0.0	-	PIN1	-

Connector Name	678
Part Number	3991593C1
Instances	Engine Private J1939 X15:Engine Private J1939 X15
Mates	SNSR-DEF_TANK_QUAL-5041-01 -01A

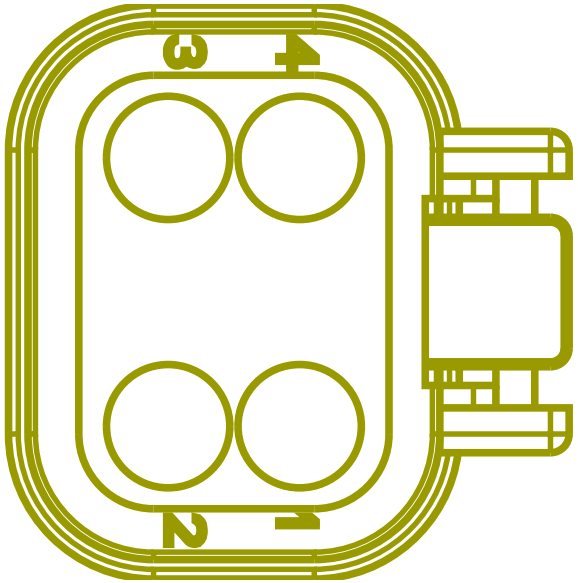

Name	Terminal Part Number	V-Min	Name	Wire Part Number	Wire CSA	Wire Spec	Wire Material description	Wire Color Description	Wire Length	End2 Terminal Part Number	End2 Pin Name	End2 Connect or
1	-	-	WIRE234447	-	0.0	-	-	-	0.0	-	PIN1	-
2	-	-	WIRE234446	-	0.0	-	-	-	0.0	-	PIN1	-

Connector Name	681
Part Number	3683465C1
Instances	Engine Private J1939 A26:Engine Private J1939 A26
Mates	TERMINATING RESISTOR

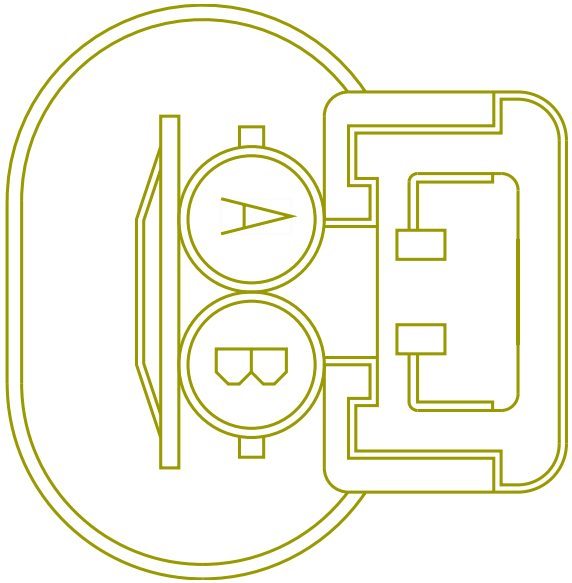

Name	Terminal Part Number	V-Min	Name	Wire Part Number	Wire CSA	Wire Spec	Wire Material description	Wire Color Description	Wire Length	End2 Terminal Part Number	End2 Pin Name	End2 Connect or
A	-	-	WIRE480617	-	0.0	-	-	-	0.0	-	PIN1	-
B	-	-	WIRE480612	-	0.0	-	-	-	0.0	-	PIN1	-

Connector Name 681
Part Number 3683465C1
Instances Engine Private J1939 X15:Engine Private J1939 X15

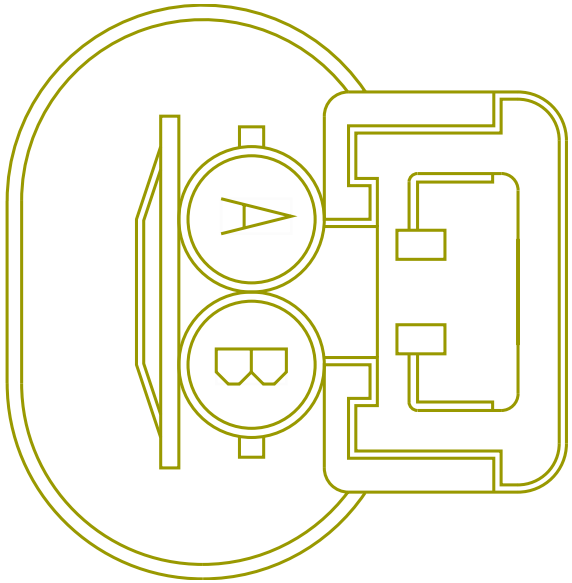

Name	Terminal Part Number	V-Min	Name	Wire Part Number	Wire CSA	Wire Spec	Wire Material description	Wire Color Description	Wire Length	End2 Terminal Part Number	End2 Pin Name	End2 Connect or
A	-	-	WIRE234449	-	0.0	-	-	-	0.0	-	PIN1	-
B	-	-	WIRE234448	-	0.0	-	-	-	0.0	-	PIN1	-

Connector Name	690
Part Number	3765646C92
Instances	LT/RH - A26 - Selective Catalytic Reduction (SCR) - (Built 11/01/2021-12/10/2021):Diagram1 LT/RH/LoneStar X15 - Aftertreatment PDM:Diagram1
Mates	DEF PDM

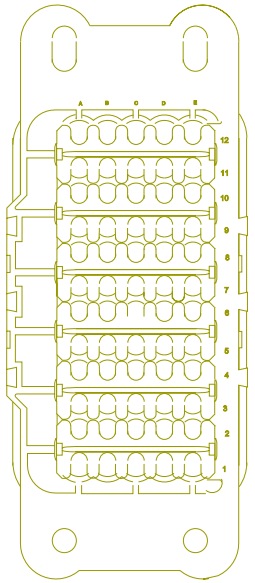

Name	Terminal Part Number	V-Min	Name	Wire Part Number	Wire CSA	Wire Spec	Wire Material description	Wire Color Description	Wire Length	End2 Terminal Part Number	End2 Pin Name	End2 Connect or
A10	-	-	KA95PA	3510327 R1	4.81	10.0	Thin Wall XLPE Primary Cable	PINK	380.0	-	E3	K06_690
A12	-	-	KA95PB	3510327 R1	4.81	10.0	Thin Wall XLPE Primary Cable	PINK	380.0	-	43	K06_6022 (C2)
B10	-	-	KA95TB	3510311 R1	0.79	18.0	Thin Wall XLPE Primary Cable	GREY	2270.0	-	18	K06_6022 (C2)
B12	-	-	AM95KD	3510369 R1	4.81	10.0	Thin Wall XLPE Primary Cable	RED	1080.0	-	X	-

Name	Terminal Part Number	V-Min	Name	Wire Part Number	Wire CSA	Wire Spec	Wire Material description	Wire Color Description	Wire Length	End2 Terminal Part Number	End2 Pin Name	End2 Connector
E1	-	-	KA95H7	3510323 R1	0.79	18.0	Thin Wall XLPE Primary Cable	PINK	480.0	-	-	-
E2	-	-	KA14A	3510365 R1	0.79	18.0	Thin Wall XLPE Primary Cable	RED	430.0	-	X	-
E3	-	-	KA95P	3510365 R1	0.79	18.0	Thin Wall XLPE Primary Cable	RED	0.0	-	-	-
E4	-	-	KA14B	3510366 R1	1.16	16.0	Thin Wall XLPE Primary Cable	RED	3130.0	-	-	-
E5	-	-	KA95PB	3510327 R1	4.81	10.0	Thin Wall XLPE Primary Cable	PINK	380.0	-	-	-
E6	-	-	KA14C	3510369 R1	4.81	10.0	Thin Wall XLPE Primary Cable	RED	430.0	-	X	-

Connector Name	7TB1
Part Number	3722128C1
Instances	LT/RH/LoneStar - X15/A26 - Telematics (TRIPMASTER DAYCAB):Diagram1 Telematics J1708:Telematics J1708
Mates	MODU-TRIPMASTER-2035-10-04A

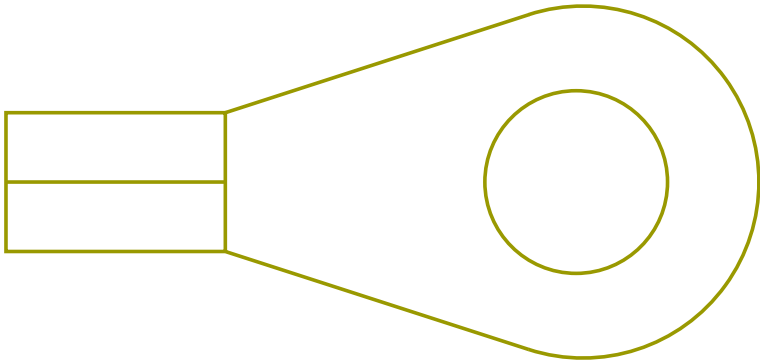

Name	Terminal Part Number	V-Min	Name	Wire Part Number	Wire CSA	Wire Spec	Wire Material description	Wire Color Description	Wire Length	End2 Terminal Part Number	End2 Pin Name	End2 Connect or
1	-	-	WIRE490309	-	0.0	-	-	-	0.0	-	E1	J5-1602
1	-	-	-	-	-	-	-	-	-	-	-	-

Connector Name	7105A
Part Number	3599542C1
Instances	Powertrain J1939 (500Kbps) A26:Powertrain Standard J1939 (500Kbps) 2021 A26 Engine
Mates	MODU-TCM-A002-10-01B Ultrashift A26

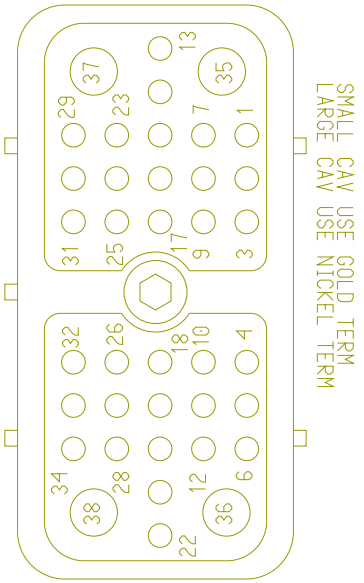

Name	Terminal Part Number	V-Min	Name	Wire Part Number	Wire CSA	Wire Spec	Wire Material description	Wire Color Description	Wire Length	End2 Terminal Part Number	End2 Pin Name	End2 Connect or
2	-	-	WIRE480622	-	0.0	-	-	-	0.0	-	PIN1	-
3	-	-	WIRE480643	-	0.0	-	-	-	0.0	-	PIN1	-

Connector Name	7105A
Part Number	3599542C1
Instances	LT/RH - A26 - Auto Start Stop with Sleeper Auto Climate Cab Temp Oil Mapping (Auto Trans):Diagram1 LT/RH - A26 - Transmission Oil Temperature (Automatic Trans W/ Aux Gauge):Diagram1 LT/RH - A26 - Transmission Oil Temperature (Automatic Trans):Diagram1 LT/RH - A26 - Transmission Power Take Off (Dual PTO W/ 42 Parameters & W/ Auto, AMT Trans):Diagram1- W/Endurant Trans LT/RH - A26 - Transmission Power Take Off (Dual PTO W/ 42 Parameters & W/ Auto, AMT Trans):Diagram2 - N/ Endurant Trans LT/RH - A26 - Transmission Power Take Off (Single PTO W/42 Parameters & W/ Auto, AMT Trans):Diagram1 - W/ Endurant Trans LT/RH - A26 - Transmission Power Take Off (Single PTO W/42 Parameters & W/ Auto, AMT Trans):Diagram2 - N/ Endurant Trans LT/RH/LoneStar - X15 - Transmission Oil Temperature (Automatic Trans W/ Aux Gauge):Diagram1 LT/RH/LoneStar - X15 - Transmission Oil Temperature (Automatic Trans):Diagram1 LT/RH/LoneStar - X15/A26 - Hill Start Aid (Bendix):Diagram1 LT/RH/LoneStar - X15/A26 - Hill Start Aid (Bendix):Diagram2 LT/RH/LoneStar - X15/A26 - Hill Start Aid (Bendix):Diagram3 LT/RH/LoneStar - X15/A26 - Hill Start Aid (Wabco):Diagram1 LT/RH/LoneStar - X15/A26 - Transmission - MODE Selection:Diagram1 LT/RH/LoneStar - X15/A26 - Transmission Range Inhibit (J1939 Comm):Diagram1
Mates	MODU-TCM-A002-10-01B Ultrashift A26

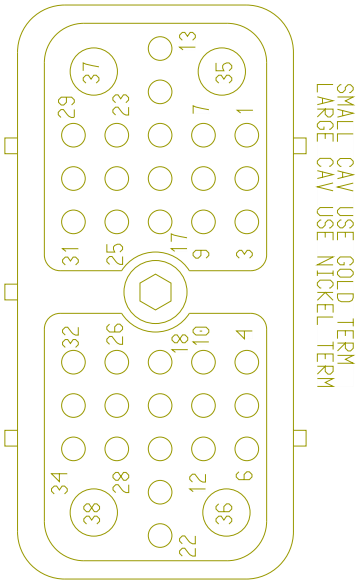

Name	Terminal Part Number	V-Min	Name	Wire Part Number	Wire CSA	Wire Spec	Wire Material description	Wire Color Description	Wire Length	End2 Terminal Part Number	End2 Pin Name	End2 Connect or
2	-	-	-	-	-	-	-	-	-	-	-	-
3	-	-	-	-	-	-	-	-	-	-	-	-

Connector Name	7105
Part Number	3599542C1
Instances	LT/RH/LoneStar - X15 - Auto Neutral (J1939 Comms TC10 and Ultrashift):Diagram1 LT/RH/LoneStar - X15 - Transmission Oil Temperature (Automatic Trans W/ Aux Gauge):Diagram1 LT/RH/LoneStar - X15 - Transmission Oil Temperature (Automatic Trans):Diagram1 LT/RH/LoneStar - X15 - Transmission Power Take Off Dual Solenoid AUTO:Diagram1 LT/RH/LoneStar - X15 - Transmission Power Take Off W/ Clutch Interlock:Diagram1 LT/RH/LoneStar - X15 - Vehicle Speedometer System (W/AMT/ AUTO TRANS):Diagram1 LT/RH/LoneStar - X15/A26 - Hill Start Aid (Bendix):Diagram1 LT/RH/LoneStar - X15/A26 - Hill Start Aid (Bendix):Diagram2 LT/RH/LoneStar - X15/A26 - Hill Start Aid (Bendix):Diagram3 LT/RH/LoneStar - X15/A26 - Hill Start Aid (Wabco):Diagram1 LT/RH/LoneStar - X15/A26 - Rear Lights Stop - Dual Assembly:Diagram1 LT/RH/LoneStar - X15/A26 - Rear Lights Stop - Dual Assembly:Diagram2 LT/RH/LoneStar - X15/A26 - Rear Lights Stop - Single Assembly Option 1:Diagram1 LT/RH/LoneStar - X15/A26 - Rear Lights Stop - Single Assembly Option 1:Diagram2 LT/RH/LoneStar - X15/A26 - Transmission - MODE Selection:Diagram1 LT/RH/LoneStar - X15/A26 - Transmission Oil Level (Low Level Warning):Diagram1 LT/RH/LoneStar - X15/A26 - Transmission Range Inhibit (J1939 Comm):Diagram1 LT/RH/LoneStar X15 - Auto Start Stop Oil Temp Sensor Auto Trans:Diagram1 LT/RH/LoneStar X15 - Auto Start Stop Oil Temp Sensor Manual Trans:Diagram1 LT/RH/LoneStar X15 - Auto Start Stop with Sleeper Auto Climate / Cab Temp with Oil Temp Sensor Auto Trans:Diagram1 LT/RH/LoneStar X15 - Auto Start Stop with Sleeper Auto Climate / Cab Temp with Oil Temp Sensor Manual Trans:Diagram1 Powertrain J1939 (500Kbps) Eaton Ultrashift+ Transmission X15:Powertrain J1939 (500kbps) Eaton Ultrashift+ X15

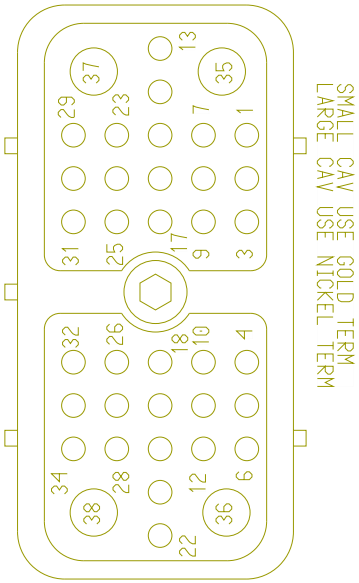

Mates MODU-TCM-A002-11-01A Ultrashift X15

Name	Terminal Part Number	V-Min	Name	Wire Part Number	Wire CSA	Wire Spec	Wire Material description	Wire Color Description	Wire Length	End2 Terminal Part Number	End2 Pin Name	End2 Connect or
2	-	-	-	-	-	-	-	-	-	-	-	-
2	-	-	WIRE489505	-	0.0	-	-	-	0.0	-	PIN1	-
3	-	-	-	-	-	-	-	-	-	-	-	-
3	-	-	WIRE489504	-	0.0	-	-	-	0.0	-	PIN1	-

Connector Name	7106
Part Number	3765544C1
Instances	LT/RH - A26 - Starter Interlocks (Service Brake Interlock):Diagram1 LT/RH - A26 - Transmission (Endurant):Diagram1 LT/RH/LoneStar - X15 - Starter Interlocks (Service Brake Interlock):Diagram1 LT/RH/LoneStar - X15 - Transmission Oil Temperature (Automatic Trans W/ Aux Gauge):Diagram1 LT/RH/LoneStar - X15 - Transmission Oil Temperature (Automatic Trans):Diagram1 LT/RH/LoneStar - X15 - Transmission Power Take Off Dual Solenoid AUTO:Diagram1 LT/RH/LoneStar - X15 - Transmission Power Take Off W/ Clutch Interlock:Diagram1 LT/RH/LoneStar - X15 - Transmission Shifter (Eaton Endurant and Eaton Procision):Diagram1 LT/RH/LoneStar - X15 - Vehicle Speedometer System (W/AMT/ AUTO TRANS):Diagram1 LT/RH/LoneStar - X15/A26 - Hill Start Aid (Bendix):Diagram1 LT/RH/LoneStar - X15/A26 - Hill Start Aid (Bendix):Diagram2 LT/RH/LoneStar - X15/A26 - Hill Start Aid (Bendix):Diagram3 LT/RH/LoneStar - X15/A26 - Hill Start Aid (Wabco):Diagram1 LT/RH/LoneStar - X15/A26 - Transmission - MODE Selection:Diagram1 LT/RH/LoneStar - X15/A26 - Transmission Range Inhibit (J1939 Comm):Diagram1 LT/RH/LoneStar X15 - Auto Start Stop Oil Temp Sensor Auto Trans:Diagram1 LT/RH/LoneStar X15 - Auto Start Stop Oil Temp Sensor Manual Trans:Diagram1 LT/RH/LoneStar X15 - Auto Start Stop with Sleeper Auto Climate / Cab Temp with Oil Temp Sensor Auto Trans:Diagram1 LT/RH/LoneStar X15 - Auto Start Stop with Sleeper Auto Climate / Cab Temp with Oil Temp Sensor Manual Trans:Diagram1 Powertrain J1939 (500Kbps) Endurant Transmission X15:Powertrain J1939 (500kbps) Endurant Transmission X15
Mates	MODU-TCM-A002-10-02B Endurant X15

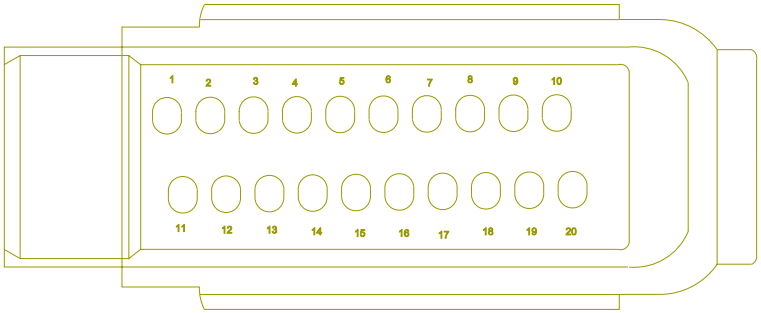

Name	Terminal Part Number	V-Min	Name	Wire Part Number	Wire CSA	Wire Spec	Wire Material description	Wire Color Description	Wire Length	End2 Terminal Part Number	End2 Pin Name	End2 Connector
4	-	-	KL17-GA	3510329 R1	0.79	18.0	Thin Wall XLPE Primary Cable	TAN	2310.0	-	19	1702
4	-	-	KG17-GA	3510359 R1	0.79	18.0	Thin Wall XLPE Primary Cable	WHITE	2720.0	-	19	K06_1702
4	-	-	KG17-GA	3510359 R1	0.79	18.0	Thin Wall XLPE Primary Cable	WHITE	2720.0	-	19	1702
5	-	-	KG10-GI	-	0.0	16.0	-	BLACK	0.0	-	X	-
6	-	-	KG14D	-	0.0	16.0	-	RED	0.0	-	-	-
7	-	-	KG31A	3510329 R1	0.79	18.0	Thin Wall XLPE Primary Cable	TAN	705.0	-	-	-
9	-	-	KG92A	3510329 R1	0.79	18.0	Thin Wall XLPE Primary Cable	TAN	2720.0	-	21	K06_1702
10	-	-	KG13A	3510323 R1	0.79	18.0	Thin Wall XLPE Primary Cable	PINK	2720.0	-	8	K06_1702
10	-	-	KG13A	3510323 R1	0.79	18.0	Thin Wall XLPE Primary Cable	PINK	2720.0	-	8	1702
11	-	-	-	-	-	-	-	-	-	-	-	-
11	-	-	WIRE233846	-	0.0	-	-	-	0.0	-	PIN1	-
12	-	-	-	-	-	-	-	-	-	-	-	-

Name	Terminal Part Number	V-Min	Name	Wire Part Number	Wire CSA	Wire Spec	Wire Material description	Wire Color Description	Wire Length	End2 Terminal Part Number	End2 Pin Name	End2 Connect or
12	-	-	WIRE233850	-	0.0	-	-	-	0.0	-	PIN1	-
14	-	-	KL17A	3510353R1	0.79	18.0	Thin Wall XLPE Primary Cable	DARK BLUE	2310.0	-	20	1702
14	-	-	KG17A	3510323R1	0.79	18.0	Thin Wall XLPE Primary Cable	PINK	2720.0	-	20	K06_1702
14	-	-	KG17A	3510323R1	0.79	18.0	Thin Wall XLPE Primary Cable	PINK	2720.0	-	20	1702
15	-	-	KG10-GT	-	0.0	16.0	-	BLACK	0.0	-	X	-
16	-	-	KG14B	3510366R1	1.16	16.0	Thin Wall XLPE Primary Cable	RED	3225.0	-	-	-
18	-	-	KG31B	3510329R1	0.79	18.0	Thin Wall XLPE Primary Cable	TAN	705.0	-	-	-
19	-	-	KG31C	3510329R1	0.79	18.0	Thin Wall XLPE Primary Cable	TAN	705.0	-	-	-

Connector Name 7107

Part Number 3765545C1

Instances LT/RH/LoneStar - X15 - Transmission Oil Temperature (Automatic Trans W/ Aux Gauge):Diagram1
LT/RH/LoneStar - X15 - Transmission Oil Temperature (Automatic Trans):Diagram1
LT/RH/LoneStar - X15 - Transmission Power Take Off Dual Solenoid AUTO:Diagram1
LT/RH/LoneStar - X15 - Transmission Power Take Off W/ Clutch Interlock:Diagram1
LT/RH/LoneStar - X15 - Transmission Shifter (Eaton Endurant and Eaton Procision):Diagram1
LT/RH/LoneStar - X15 - Vehicle Speedometer System (W/AMT/ AUTO TRANS):Diagram1
LT/RH/LoneStar - X15/A26 - Hill Start Aid (Bendix):Diagram1
LT/RH/LoneStar - X15/A26 - Hill Start Aid (Bendix):Diagram2
LT/RH/LoneStar - X15/A26 - Hill Start Aid (Bendix):Diagram3
LT/RH/LoneStar - X15/A26 - Hill Start Aid (Wabco):Diagram1
LT/RH/LoneStar - X15/A26 - Transmission - MODE Selection:Diagram1
LT/RH/LoneStar - X15/A26 - Transmission Range Inhibit (J1939 Comm):Diagram1
LT/RH/LoneStar X15 - Auto Start Stop Oil Temp Sensor Auto Trans:Diagram1
LT/RH/LoneStar X15 - Auto Start Stop Oil Temp Sensor Manual Trans:Diagram1
LT/RH/LoneStar X15 - Auto Start Stop with Sleeper Auto Climate / Cab Temp with Oil Temp Sensor Auto Trans:Diagram1
LT/RH/LoneStar X15 - Auto Start Stop with Sleeper Auto Climate / Cab Temp with Oil Temp Sensor Manual Trans:Diagram1
Powertrain J1939 (500Kbps) Endurant Transmission X15:Powertrain J1939 (500kbps) Endurant Transmission X15

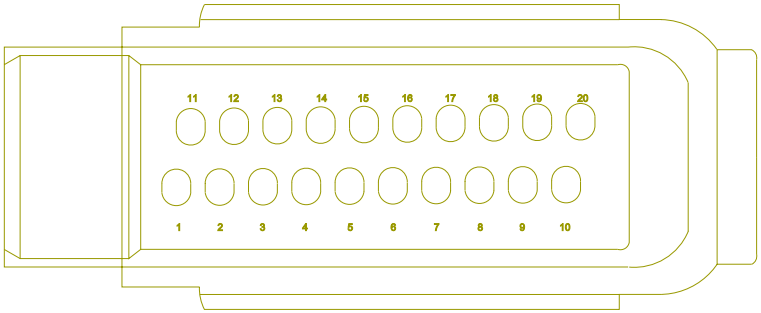

Mates MODU-TCM-A002-10-02B Endurant X15

Name	Terminal Part Number	V-Min	Name	Wire Part Number	Wire CSA	Wire Spec	Wire Material description	Wire Color Description	Wire Length	End2 Terminal Part Number	End2 Pin Name	End2 Connector
7	-	-	-	-	-	-	-	-	-	-	-	-
7	-	-	WIRE233870	-	0.0	-	-	-	0.0	-	PIN1	-

Name	Terminal Part Number	V-Min	Name	Wire Part Number	Wire CSA	Wire Spec	Wire Material description	Wire Color Description	Wire Length	End2 Terminal Part Number	End2 Pin Name	End2 Connect or
8	-	-	-	-	-	-	-	-	-	-	-	-
8	-	-	WIRE233872	-	0.0	-	-	-	0.0	-	PIN1	-

Connector Name	7110B
Part Number	3683465C1
Instances	Powertrain J1939 (500Kbps) Endurant Transmission X15:Powertrain J1939 (500kbps) Endurant Transmission X15
Mates	RES-TERMINATING-POWERTRAIN -500K-0002-00-02B-7110B

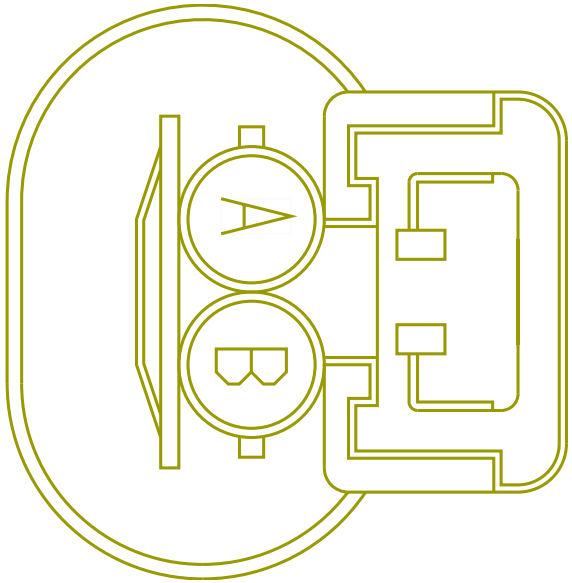

Name	Terminal Part Number	V-Min	Name	Wire Part Number	Wire CSA	Wire Spec	Wire Material description	Wire Color Description	Wire Length	End2 Terminal Part Number	End2 Pin Name	End2 Connect or
A	-	-	WIRE233873	-	0.0	-	-	-	0.0	-	PIN1	-
B	-	-	WIRE233875	-	0.0	-	-	-	0.0	-	PIN1	-

Connector Name	7110X
Part Number	3683465C1
Instances	Powertrain J1939 (500Kbps) Endurant Transmission X15:Powertrain J1939 (500kbps) Endurant Transmission X15
Mates	RES-TERMINATING-POWERTRAIN -500K-0002-00-02B-7110X

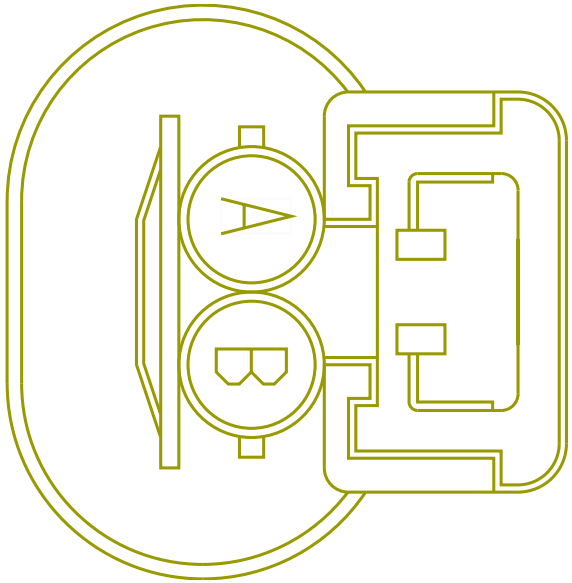

Name	Terminal Part Number	V-Min	Name	Wire Part Number	Wire CSA	Wire Spec	Wire Material description	Wire Color Description	Wire Length	End2 Terminal Part Number	End2 Pin Name	End2 Connect or
A	-	-	WIRE233845	-	0.0	-	-	-	0.0	-	PIN1	-
B	-	-	WIRE233843	-	0.0	-	-	-	0.0	-	PIN1	-

Connector Name	7110Z
Part Number	3683465C1
Instances	Powertrain J1939 (500Kbps) Endurant Transmission X15:Powertrain J1939 (500kbps) Endurant Transmission X15
Mates	RES-TERMINATING-POWERTRAIN -500K-0002-00-02B-7110Z

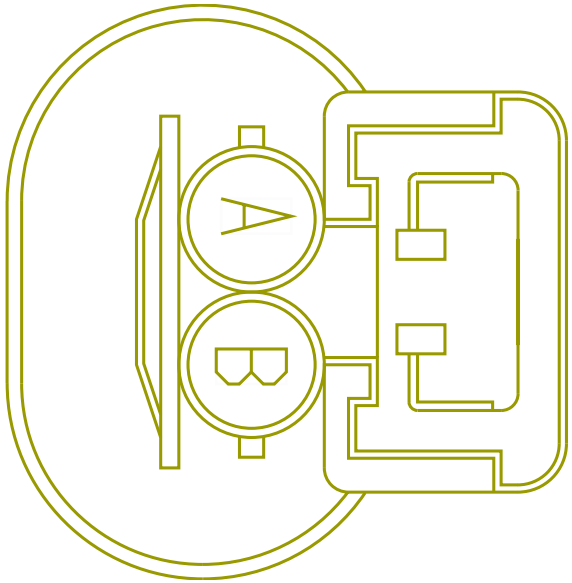

Name	Terminal Part Number	V-Min	Name	Wire Part Number	Wire CSA	Wire Spec	Wire Material description	Wire Color Description	Wire Length	End2 Terminal Part Number	End2 Pin Name	End2 Connect or
A	-	-	WIRE233867	-	0.0	-	-	-	0.0	-	PIN1	-
B	-	-	WIRE233868	-	0.0	-	-	-	0.0	-	PIN1	-

Connector Name	7110
Part Number	3683465C1
Instances	Powertrain J1939 (500Kbps) A26:Powertrain Standard J1939 (500Kbps) 2021 A26 Engine
Mates	DEV213931

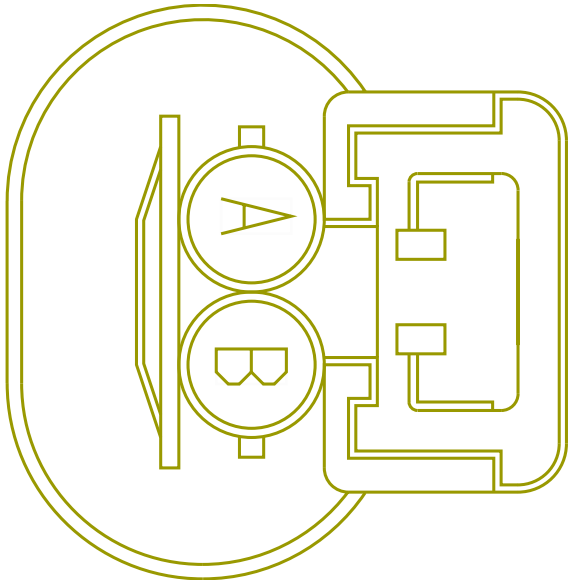

Name	Terminal Part Number	V-Min	Name	Wire Part Number	Wire CSA	Wire Spec	Wire Material description	Wire Color Description	Wire Length	End2 Terminal Part Number	End2 Pin Name	End2 Connect or
A	-	-	WIRE480653	-	0.0	-	-	-	0.0	-	PIN1	-
B	-	-	WIRE480645	-	0.0	-	-	-	0.0	-	PIN1	-

Connector Name	7110_
Part Number	3683465C1
Instances	Powertrain J1939 (500Kbps) Eaton Ultrashift+ Transmission X15:Powertrain J1939 (500kbps) Eaton Ultrashift+ X15 Powertrain J1939 (500Kbps) Manual Transmission X15:Powertrain Standard J1939 (500kbps) Manual Transmission X15 Powertrain J1939 (500Kbps) TC10 Transmission X15:Powertrain J1939 (500kbps) TC10 Transmission X15
Mates	TERMINATING RESISTOR

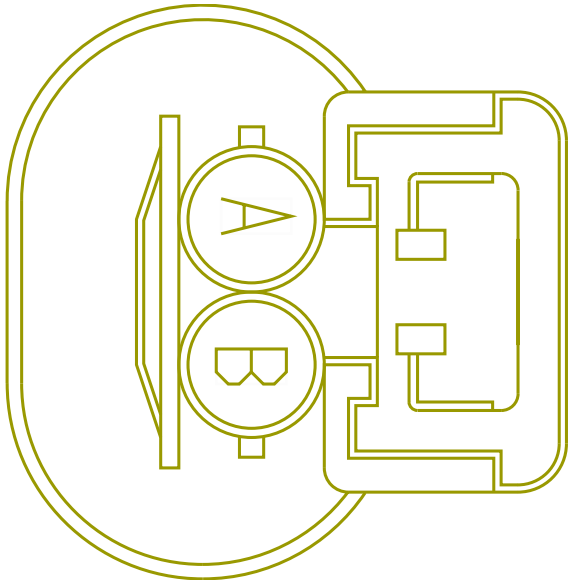

Name	Terminal Part Number	V-Min	Name	Wire Part Number	Wire CSA	Wire Spec	Wire Material description	Wire Color Description	Wire Length	End2 Terminal Part Number	End2 Pin Name	End2 Connect or
A	-	-	WIRE233884	-	0.0	-	-	-	0.0	-	PIN1	-
A	-	-	WIRE233841	-	0.0	-	-	-	0.0	-	PIN1	-
A	-	-	WIRE489506	-	0.0	-	-	-	0.0	-	PIN1	-
B	-	-	WIRE233882	-	0.0	-	-	-	0.0	-	PIN1	-
B	-	-	WIRE233839	-	0.0	-	-	-	0.0	-	PIN1	-
B	-	-	WIRE489507	-	0.0	-	-	-	0.0	-	PIN1	-

Connector Name	7111
Part Number	3683465C1
Instances	Powertrain J1939 (500Kbps) A26:Powertrain Standard J1939 (500Kbps) 2021 A26 Engine
Mates	TERMINATING RESISTOR

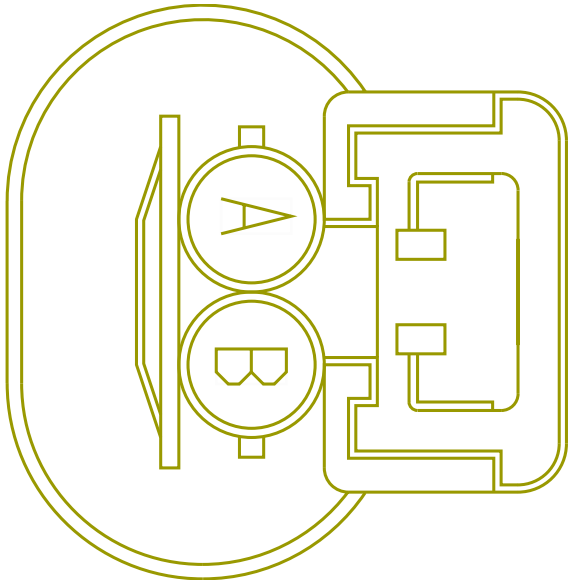

Name	Terminal Part Number	V-Min	Name	Wire Part Number	Wire CSA	Wire Spec	Wire Material description	Wire Color Description	Wire Length	End2 Terminal Part Number	End2 Pin Name	End2 Connect or
A	-	-	KG5AB (-)	-	0.0	-	-	-	0.0	-	PIN1	-
B	-	-	KG5AB (+)	-	0.0	-	-	-	0.0	-	PIN1	-

Connector Name	7150
Part Number	3605713C1
Instances	Powertrain J1939 (500Kbps) A26:Powertrain Standard J1939 (500Kbps) 2021 A26 Engine
Mates	MODU-TCM-A002-10-03 Allison 3K A26

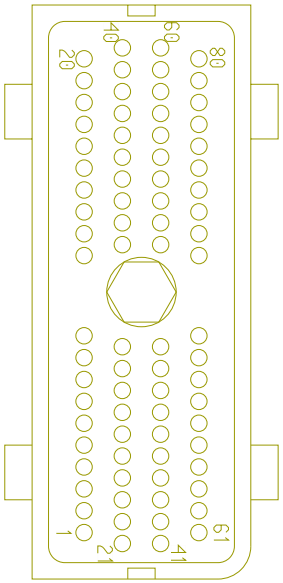

Name	Terminal Part Number	V-Min	Name	Wire Part Number	Wire CSA	Wire Spec	Wire Material description	Wire Color Description	Wire Length	End2 Terminal Part Number	End2 Pin Name	End2 Connect or
6	-	-	WIRE480620	-	0.0	-	-	-	0.0	-	PIN1	-
27	-	-	WIRE480641	-	0.0	-	-	-	0.0	-	PIN1	-

Connector Name	7150
Part Number	3605713C1
Instances	LT/RH - A26 - Auto Start Stop with Sleeper Auto Climate Cab Temp Oil Mapping (Auto Trans):Diagram1 LT/RH - A26 - Transmission Oil Temperature (Automatic Trans W/ Aux Gauge):Diagram1 LT/RH - A26 - Transmission Oil Temperature (Automatic Trans):Diagram1 LT/RH - A26 - Transmission Power Take Off (Dual PTO W/ 42 Parameters & W/ Auto, AMT Trans):Diagram1- W/Endurant Trans LT/RH - A26 - Transmission Power Take Off (Dual PTO W/ 42 Parameters & W/ Auto, AMT Trans):Diagram2 - N/ Endurant Trans LT/RH - A26 - Transmission Power Take Off (Single PTO W/42 Parameters & W/ Auto, AMT Trans):Diagram1 - W/ Endurant Trans LT/RH - A26 - Transmission Power Take Off (Single PTO W/42 Parameters & W/ Auto, AMT Trans):Diagram2 - N/ Endurant Trans LT/RH/LoneStar - X15 - Transmission Oil Temperature (Automatic Trans W/ Aux Gauge):Diagram1 LT/RH/LoneStar - X15 - Transmission Oil Temperature (Automatic Trans):Diagram1 LT/RH/LoneStar - X15/A26 - Hill Start Aid (Bendix):Diagram1 LT/RH/LoneStar - X15/A26 - Hill Start Aid (Bendix):Diagram2 LT/RH/LoneStar - X15/A26 - Hill Start Aid (Bendix):Diagram3 LT/RH/LoneStar - X15/A26 - Hill Start Aid (Wabco):Diagram1 LT/RH/LoneStar - X15/A26 - Transmission - MODE Selection:Diagram1 LT/RH/LoneStar - X15/A26 - Transmission Range Inhibit (J1939 Comm):Diagram1
Mates	MODU-TCM-A002-10-03 Allison 3K A26

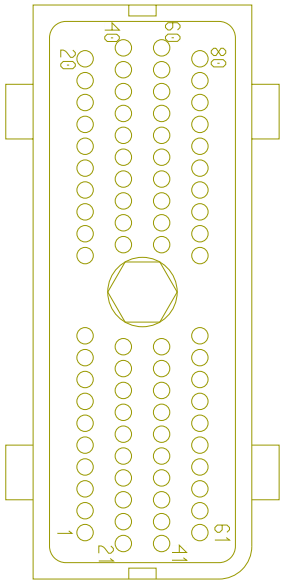

Name	Terminal Part Number	V-Min	Name	Wire Part Number	Wire CSA	Wire Spec	Wire Material description	Wire Color Description	Wire Length	End2 Terminal Part Number	End2 Pin Name	End2 Connect or
6	-	-	-	-	-	-	-	-	-	-	-	-
27	-	-	-	-	-	-	-	-	-	-	-	-

Connector Name 7350

Part Number 3755755C1

Instances LT/RH/LoneStar - X15 - Starter Interlocks ISX TC10:Diagram1
LT/RH/LoneStar - X15 - Transmission Oil Temperature (Automatic Trans W/ Aux Gauge):Diagram1
LT/RH/LoneStar - X15 - Transmission Oil Temperature (Automatic Trans):Diagram1
LT/RH/LoneStar - X15 - Transmission Power Take Off Dual Solenoid AUTO:Diagram1
LT/RH/LoneStar - X15 - Transmission Power Take Off W/ Clutch Interlock:Diagram1
LT/RH/LoneStar - X15 - Vehicle Speedometer System (W/AMT/ AUTO TRANS):Diagram1
LT/RH/LoneStar - X15/A26 - Hill Start Aid (Bendix):Diagram1
LT/RH/LoneStar - X15/A26 - Hill Start Aid (Bendix):Diagram2
LT/RH/LoneStar - X15/A26 - Hill Start Aid (Bendix):Diagram3
LT/RH/LoneStar - X15/A26 - Hill Start Aid (Wabco):Diagram1
LT/RH/LoneStar - X15/A26 - Transmission - MODE Selection:Diagram1
LT/RH/LoneStar - X15/A26 - Transmission Range Inhibit (J1939 Comm):Diagram1
LT/RH/LoneStar X15 - Auto Start Stop Oil Temp Sensor Auto Trans:Diagram1
LT/RH/LoneStar X15 - Auto Start Stop Oil Temp Sensor Manual Trans:Diagram1
LT/RH/LoneStar X15 - Auto Start Stop with Sleeper Auto Climate / Cab Temp with Oil Temp Sensor Auto Trans:Diagram1
LT/RH/LoneStar X15 - Auto Start Stop with Sleeper Auto Climate / Cab Temp with Oil Temp Sensor Manual Trans:Diagram1
Powertrain J1939 (500Kbps) TC10 Transmission X15:Powertrain J1939 (500kbps) TC10 Transmission X15

Mates MODU-TCM-A002-10-00B Allison TC10 X15

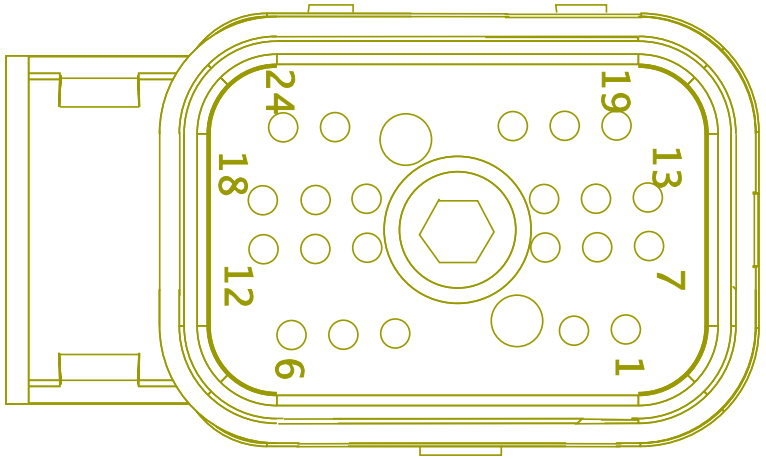

Name	Terminal Part Number	V-Min	Name	Wire Part Number	Wire CSA	Wire Spec	Wire Material description	Wire Color Description	Wire Length	End2 Terminal Part Number	End2 Pin Name	End2 Connect or
6	-	-	-	-	-	-	-	-	-	-	-	-
6	-	-	WIRE233877	-	0.0	-	-	-	0.0	-	PIN1	-

Name	Terminal Part Number	V-Min	Name	Wire Part Number	Wire CSA	Wire Spec	Wire Material description	Wire Color Description	Wire Length	End2 Terminal Part Number	End2 Pin Name	End2 Connect or
7	-	-	-	-	-	-	-	-	-	-	-	-
17	-	-	-	-	-	-	-	-	-	-	-	-
17	-	-	WIRE233879	-	0.0	-	-	-	0.0	-	PIN1	-
20	-	-	KV92#141	3510329 R1	0.79	18.0	Thin Wall XLPE Primary Cable	TAN	2379.0	-	20	1702

Connector Name 7350_

Part Number 3755755C1

Instances LT/RH - A26 - Auto Start Stop with Sleeper Auto Climate Cab Temp Oil Mapping (Auto Trans):Diagram1
LT/RH - A26 - Transmission Oil Temperature (Automatic Trans W/ Aux Gauge):Diagram1
LT/RH - A26 - Transmission Oil Temperature (Automatic Trans):Diagram1
LT/RH - A26 - Transmission Power Take Off (Dual PTO W/ 42 Parameters & W/ Auto, AMT Trans):Diagram1- W/Endurant Trans
LT/RH - A26 - Transmission Power Take Off (Dual PTO W/ 42 Parameters & W/ Auto, AMT Trans):Diagram2 - N/ Endurant Trans
LT/RH - A26 - Transmission Power Take Off (Single PTO W/42 Parameters & W/ Auto, AMT Trans):Diagram1 - W/ Endurant Trans
LT/RH - A26 - Transmission Power Take Off (Single PTO W/42 Parameters & W/ Auto, AMT Trans):Diagram2 - N/ Endurant Trans
LT/RH/LoneStar - X15 - Transmission Oil Temperature (Automatic Trans W/ Aux Gauge):Diagram1
LT/RH/LoneStar - X15 - Transmission Oil Temperature (Automatic Trans):Diagram1
LT/RH/LoneStar - X15/A26 - Hill Start Aid (Bendix):Diagram1
LT/RH/LoneStar - X15/A26 - Hill Start Aid (Bendix):Diagram2
LT/RH/LoneStar - X15/A26 - Hill Start Aid (Bendix):Diagram3
LT/RH/LoneStar - X15/A26 - Hill Start Aid (Wabco):Diagram1
LT/RH/LoneStar - X15/A26 - Transmission - MODE Selection:Diagram1
LT/RH/LoneStar - X15/A26 - Transmission Range Inhibit (J1939 Comm):Diagram1

Mates MODU-TCM-A002-10-00A TC10 A26

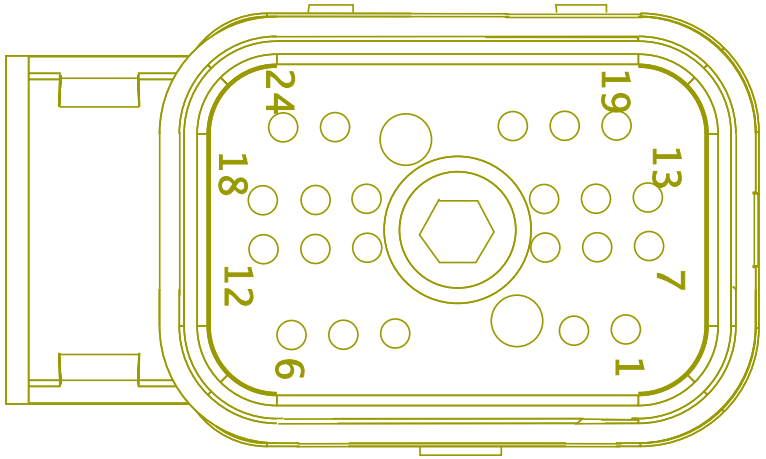

Name	Terminal Part Number	V-Min	Name	Wire Part Number	Wire CSA	Wire Spec	Wire Material description	Wire Color Description	Wire Length	End2 Terminal Part Number	End2 Pin Name	End2 Connect or
6	-	-	-	-	-	-	-	-	-	-	-	-
7	-	-	-	-	-	-	-	-	-	-	-	-

Connector Name	7900F
Part Number	4064551C1
Instances	Powertrain J1939 (500Kbps) A26:Powertrain Standard J1939 (500Kbps) 2021 A26 Engine
Mates	7900M

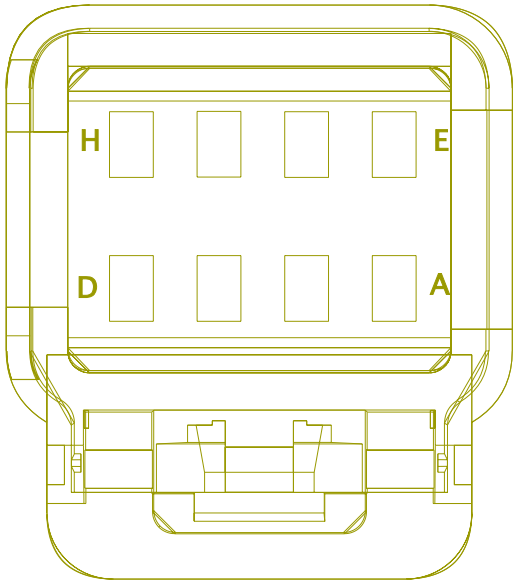

Name	Terminal Part Number	V-Min	Name	Wire Part Number	Wire CSA	Wire Spec	Wire Material description	Wire Color Description	Wire Length	End2 Terminal Part Number	End2 Pin Name	End2 Connect or
E	-	-	WIRE223761	-	0.0	-	-	-	0.0	-	PIN1	-
F	-	-	WIRE223743	-	0.0	-	-	-	0.0	-	PIN1	-

Connector Name	7900F
Part Number	4064551C1
Instances	LT/RH - 2021 A26 - Transmission Shifter (Eaton Endurant and Eaton Procision):Diagram1 LT/RH - 2021 A26 - Transmission Shifter (Universal Stalk Shifter - Allison 3K/4K):Diagram1 LT/RH - 2021 A26 - Transmission Shifter (Universal Stalk Shifter, Ultrashift):Diagram1 Powertrain J1939 (500Kbps) Eaton Ultrashift+ Transmission X15:Powertrain J1939 (500kbps) Eaton Ultrashift+ X15 Powertrain J1939 (500Kbps) Endurant Transmission X15:Powertrain J1939 (500kbps) Endurant Transmission X15 Powertrain J1939 (500Kbps) Manual Transmission X15:Powertrain Standard J1939 (500kbps) Manual Transmission X15 Powertrain J1939 (500Kbps) TC10 Transmission X15:Powertrain J1939 (500kbps) TC10 Transmission X15
Mates	7900M

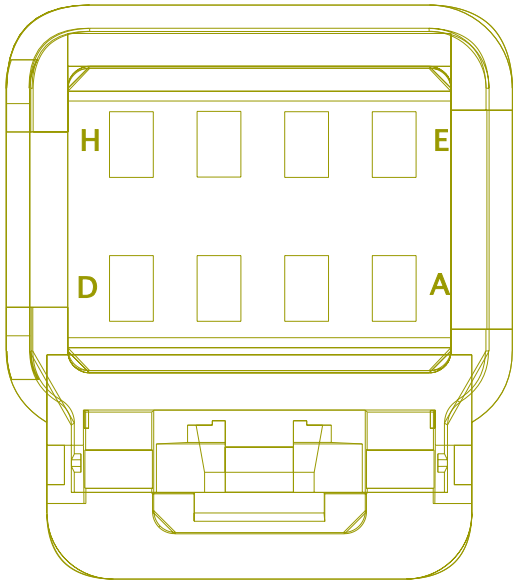

Name	Terminal Part Number	V-Min	Name	Wire Part Number	Wire CSA	Wire Spec	Wire Material description	Wire Color Description	Wire Length	End2 Terminal Part Number	End2 Pin Name	End2 Connect or
B	-	-	2T92ZB	3510329 R1	0.79	18.0	Thin Wall XLPE Primary Cable	TAN	2240.0	-	26	1703M
B	-	-	GY92#13 4A	3510329 R1	0.79	18.0	Thin Wall XLPE Primary Cable	TAN	2240.0	-	21	1703M
C	-	-	MN92	3510329 R1	0.79	18.0	Thin Wall XLPE Primary Cable	TAN	2240.0	-	33	1703M
D	-	-	MN92AA	3510311 R1	0.79	18.0	Thin Wall XLPE Primary Cable	GREY	2240.0	-	34	1703M

Name	Terminal Part Number	V-Min	Name	Wire Part Number	Wire CSA	Wire Spec	Wire Material description	Wire Color Description	Wire Length	End2 Terminal Part Number	End2 Pin Name	End2 Connector
E	-	-	WIRE223761	-	0.0	-	-	-	0.0	-	PIN1	-
F	-	-	WIRE223743	-	0.0	-	-	-	0.0	-	PIN1	-
G	-	-	MM92DC	3510329 R1	0.79	18.0	Thin Wall XLPE Primary Cable	TAN	1530.0	-	-	-
H	-	-	MM92-GAH	3510359 R1	0.79	18.0	Thin Wall XLPE Primary Cable	WHITE	1125.0	-	-	-

Connector Name	7900F
Part Number	4064551C1
Short Description	DCM SHIFTER CONN
Instances	LT/RH/LoneStar - X15 - Transmission Shifter (Eaton Endurant and Eaton Procision):Diagram1 LT/RH/LoneStar - X15 - Transmission Shifter (Universal Shifter - Ultrashift+ & FAS):Diagram1
Mates	7900M

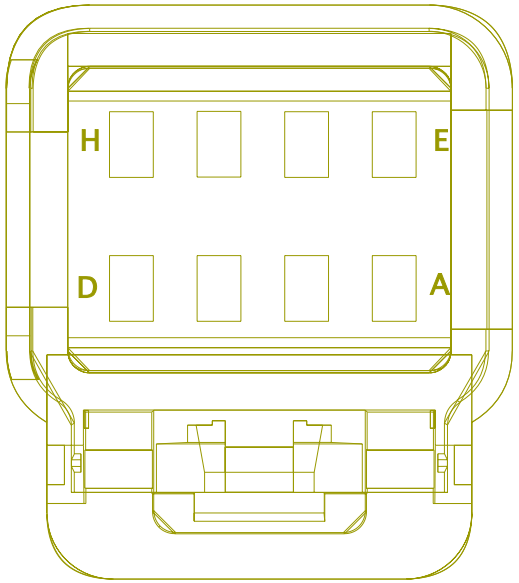

Name	Terminal Part Number	V-Min	Name	Wire Part Number	Wire CSA	Wire Spec	Wire Material description	Wire Color Description	Wire Length	End2 Terminal Part Number	End2 Pin Name	End2 Connect or
B	-	-	2T92ZB	3510329 R1	0.79	18.0	Thin Wall XLPE Primary Cable	TAN	2240.0	-	26	1703M
C	-	-	MN92	3510329 R1	0.79	18.0	Thin Wall XLPE Primary Cable	TAN	2240.0	-	33	1703M
D	-	-	MN92AA	3510311 R1	0.79	18.0	Thin Wall XLPE Primary Cable	GREY	2240.0	-	34	1703M
G	-	-	MM92DC	3510329 R1	0.79	18.0	Thin Wall XLPE Primary Cable	TAN	1530.0	-	-	-

Name	Terminal Part Number	V-Min	Name	Wire Part Number	Wire CSA	Wire Spec	Wire Material description	Wire Color Description	Wire Length	End2 Terminal Part Number	End2 Pin Name	End2 Connector
H	-	-	MM92-GAH	3510359 R1	0.79	18.0	Thin Wall XLPE Primary Cable	WHITE	1125.0	-	-	-

Connector Name	7900M
Part Number	4064552C1
Short Description	STALK SHIFTER CONN
Instances	Powertrain J1939 (500Kbps) A26:Powertrain Standard J1939 (500Kbps) 2021 A26 Engine
Mates	7900F

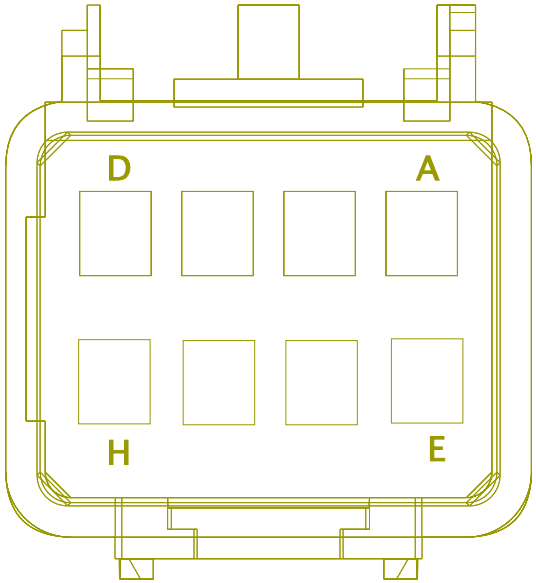

Name	Terminal Part Number	V-Min	Name	Wire Part Number	Wire CSA	Wire Spec	Wire Material description	Wire Color Description	Wire Length	End2 Terminal Part Number	End2 Pin Name	End2 Connect or
E	-	-	WIRE223906	-	0.0	-	-	-	0.0	-	E	1825F
F	-	-	WIRE223907	-	0.0	-	-	-	0.0	-	F	1825F

Connector Name	7900M
Part Number	4064552C1
Short Description	STALK SHIFTER CONN
Instances	LT/RH - 2021 A26 - Transmission Shifter (Eaton Endurant and Eaton Procision):Diagram1 LT/RH - 2021 A26 - Transmission Shifter (Universal Stalk Shifter - Allison 3K/4K):Diagram1 LT/RH - 2021 A26 - Transmission Shifter (Universal Stalk Shifter, Ultrashift):Diagram1 Powertrain J1939 (500Kbps) Eaton Ultrashift+ Transmission X15:Powertrain J1939 (500kbps) Eaton Ultrashift+ X15 Powertrain J1939 (500Kbps) Endurant Transmission X15:Powertrain J1939 (500kbps) Endurant Transmission X15 Powertrain J1939 (500Kbps) Manual Transmission X15:Powertrain Standard J1939 (500kbps) Manual Transmission X15 Powertrain J1939 (500Kbps) TC10 Transmission X15:Powertrain J1939 (500kbps) TC10 Transmission X15
Mates	7900F

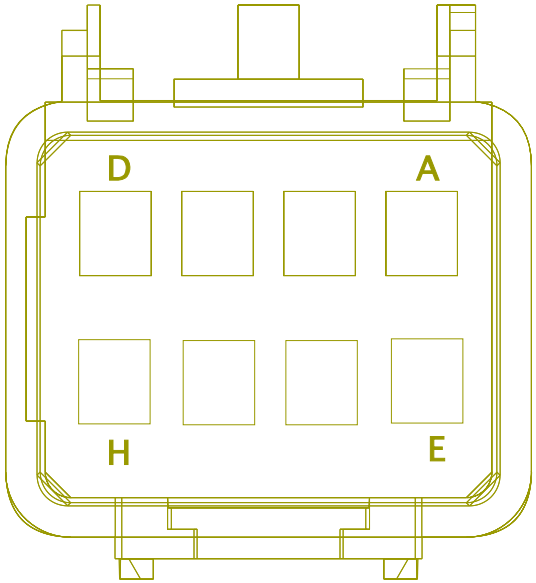

Name	Terminal Part Number	V-Min	Name	Wire Part Number	Wire CSA	Wire Spec	Wire Material description	Wire Color Description	Wire Length	End2 Terminal Part Number	End2 Pin Name	End2 Connector
B	-	-	BK92#134	3510329 R1	0.79	18.0	Thin Wall XLPE Primary Cable	TAN	1365.0	-	B	B01-1825F
C	-	-	XX92	3510329 R1	0.79	18.0	Thin Wall XLPE Primary Cable	TAN	1365.0	-	C	B01-1825F
D	-	-	XX9ZA	3510311 R1	0.79	18.0	Thin Wall XLPE Primary Cable	GREY	1365.0	-	D	B01-1825F
E	-	-	WIRE223906	-	0.0	-	-	-	0.0	-	E	1825F
F	-	-	WIRE223907	-	0.0	-	-	-	0.0	-	F	1825F

Name	Terminal Part Number	V-Min	Name	Wire Part Number	Wire CSA	Wire Spec	Wire Material description	Wire Color Description	Wire Length	End2 Terminal Part Number	End2 Pin Name	End2 Connect or
G	-	-	BK62DC	3510353 R1	0.79	18.0	Thin Wall XLPE Primary Cable	DARK BLUE	1365.0	-	G	B01-182 5F
H	-	-	BK92-GAH	3510359 R1	0.79	18.0	Thin Wall XLPE Primary Cable	WHITE	1365.0	-	H	B01-182 5F

Connector Name	7900M
Part Number	4064552C1
Short Description	STALK SHIFTER CONN
Instances	LT/RH/LoneStar - X15 - Transmission Shifter (Eaton Endurant and Eaton Procision):Diagram1 LT/RH/LoneStar - X15 - Transmission Shifter (Universal Shifter - Ultrashift+ & FAS):Diagram1
Mates	7900F

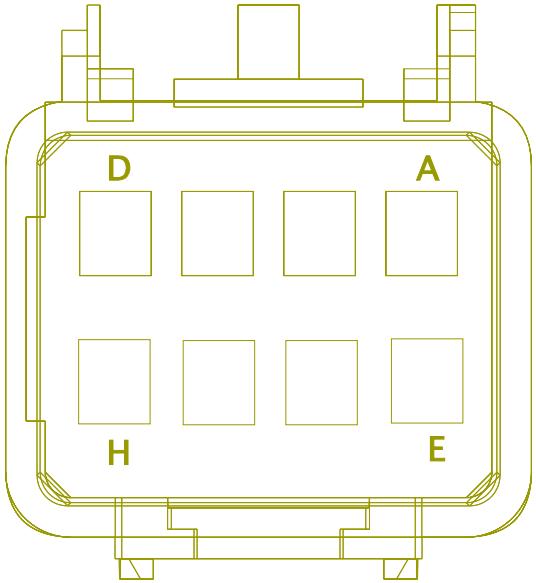

Name	Terminal Part Number	V-Min	Name	Wire Part Number	Wire CSA	Wire Spec	Wire Material description	Wire Color Description	Wire Length	End2 Terminal Part Number	End2 Pin Name	End2 Connector
B	-	-	BK92#134	3510329 R1	0.79	18.0	Thin Wall XLPE Primary Cable	TAN	1365.0	-	B	B01-1825F
C	-	-	XX92	3510329 R1	0.79	18.0	Thin Wall XLPE Primary Cable	TAN	1365.0	-	C	B01-1825F
D	-	-	XX9ZA	3510311 R1	0.79	18.0	Thin Wall XLPE Primary Cable	GREY	1365.0	-	D	B01-1825F
G	-	-	BK62DC	3510353 R1	0.79	18.0	Thin Wall XLPE Primary Cable	DARK BLUE	1365.0	-	G	B01-1825F

Name	Terminal Part Number	V-Min	Name	Wire Part Number	Wire CSA	Wire Spec	Wire Material description	Wire Color Description	Wire Length	End2 Terminal Part Number	End2 Pin Name	End2 Connector
H	-	-	BK92-GAH	3510359 R1	0.79	18.0	Thin Wall XLPE Primary Cable	WHITE	1365.0	-	H	B01-1825F

Connector Name	8000F
Part Number	1677851C1
Short Description	HEADLIGHT T/S HARNESS CONNECTOR
Instances	LT/RH - X15/A26 - Directional Signal (Turn) With HEADLIGHTS:Diagram1 LT/RH - X15/A26 - Directional Signal (Turn) With HEADLIGHTS (HAL-125):Diagram1
Mates	8000_

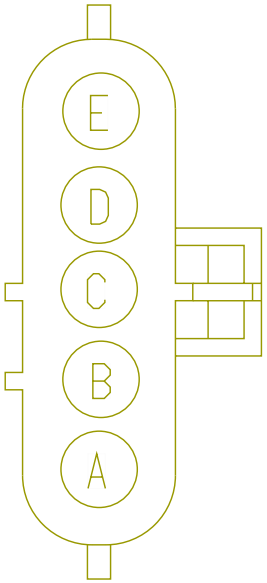

Name	Terminal Part Number	V-Min	Name	Wire Part Number	Wire CSA	Wire Spec	Wire Material description	Wire Color Description	Wire Length	End2 Terminal Part Number	End2 Pin Name	End2 Connect or
B	-	-	U11-GA	2643689 R1	1.91	14.0	Std. Wall XLPE Primary Cable	WHITE	1485.0	-	-	-
B	-	-	U11-GA	2643689 R1	1.91	14.0	Std. Wall XLPE Primary Cable	WHITE	1485.0	-	X	-
D	-	-	U56	3510318 R1	1.16	16.0	Thin Wall XLPE Primary Cable	ORANGE	2080.0	-	3	113_
D	-	-	U56	3510318 R1	1.16	16.0	Thin Wall XLPE Primary Cable	ORANGE	2080.0	-	-	-

Connector Name	8000
Part Number	1661375C2
Instances	LT/RH - X15/A26 - Directional Signal (Turn) With HEADLIGHTS Option2:Diagram1 LT/RH - X15/A26 - Marker Lights (With113 LED):Diagram1
Mates	LT-RIGHT_HEADLIGHT_LED-101 6-08-03

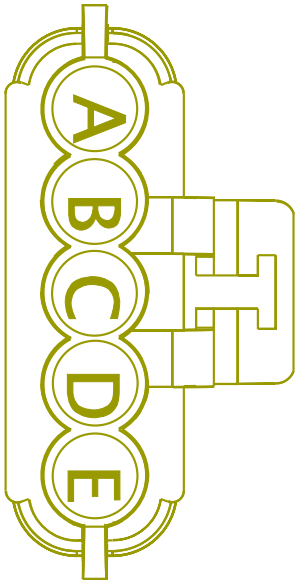

Name	Terminal Part Number	V-Min	Name	Wire Part Number	Wire CSA	Wire Spec	Wire Material description	Wire Color Description	Wire Length	End2 Terminal Part Number	End2 Pin Name	End2 Connect or
B	-	-	MA11-GB	2643689 R1	1.91	14.0	Std. Wall XLPE Primary Cable	WHITE	1795.0	-	-	-
D	-	-	MA57	2643682 R1	1.16	16.0	Std. Wall XLPE Primary Cable	ORANGE	4215.0	-	15	1700F
E	-	-	MA58B	2643679 R1	1.16	16.0	Std. Wall XLPE Primary Cable	BROWN	1290.0	-	X	-

Connector Name	8000
Part Number	1661375C2
Short Description	RIGHT HEADLIGHT T/S HARNESS CONNECTOR
Instances	LoneStar - X15 - Headlights Halogen N/INT N/LOWW:Diagram1 LoneStar - X15 - Headlights Halogen N/INT W/LOWW:Diagram1 LoneStar - X15 - Headlights Halogen W/INT N/LOWW:Diagram1 LoneStar - X15 - Headlights Halogen W/INT W/ LOWW:Diagram1 LT - X15/A26 - Headlights Halogen N/INT N/LOWW:Diagram1 LT - X15/A26 - Headlights Halogen N/INT W/LOWW:Diagram1 LT - X15/A26 - Headlights Halogen W/INT N/LOWW:Diagram1 LT - X15/A26 - Headlights Halogen W/INT W/LOWW:Diagram1 LT - X15/A26 - Headlights LED N/ INT N/LOWW:Diagram1 LT - X15/A26 - Headlights LED N/ INT W/LOWW:Diagram1 LT - X15/A26 - Headlights LED W/INT N/LOWW:Diagram1 LT - X15/A26 - Headlights LED W/INT W/LOWW:Diagram1 LT/RH - X15/A26 - Directional Signal (Turn) With HEADLIGHTS (LED-125):Diagram1 LT/RH - X15/A26 - Marker Lights (With 113 Halogen):Diagram1 LT/RH - X15/A26 - Marker Lights (With 125 Halogen):Diagram1 LT/RH - X15/A26 - Marker Lights (With 125 LED):Diagram1
Mates	8001F

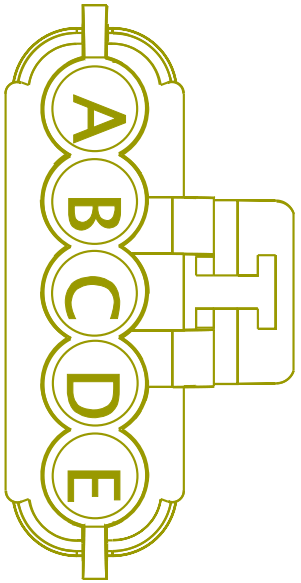

Name	Terminal Part Number	V-Min	Name	Wire Part Number	Wire CSA	Wire Spec	Wire Material description	Wire Color Description	Wire Length	End2 Terminal Part Number	End2 Pin Name	End2 Connect or
A	-	-	MA52B	2643693 R1	1.91	14.0	Std. Wall XLPE Primary Cable	YELLOW 2	4215.0	-	3	1700F
B	-	-	MA11-GB	2643689 R1	1.91	14.0	Std. Wall XLPE Primary Cable	WHITE	1795.0	-	-	-
C	-	-	MA53B	2643693 R1	1.91	14.0	Std. Wall XLPE Primary Cable	YELLOW 2	4215.0	-	4	1700F

Name	Terminal Part Number	V-Min	Name	Wire Part Number	Wire CSA	Wire Spec	Wire Material description	Wire Color Description	Wire Length	End2 Terminal Part Number	End2 Pin Name	End2 Connect or
D	-	-	MA57	2643682 R1	1.16	16.0	Std. Wall XLPE Primary Cable	ORANGE	4215.0	-	15	1700F
E	-	-	MA58B	2643679 R1	1.16	16.0	Std. Wall XLPE Primary Cable	BROWN	1290.0	-	X	-

Connector Name	8000_
Part Number	1661375C2
Instances	LT/RH - X15/A26 - Directional Signal (Turn) With HEADLIGHTS:Diagram1 LT/RH - X15/A26 - Directional Signal (Turn) With HEADLIGHTS (HAL-125):Diagram1
Mates	8000F

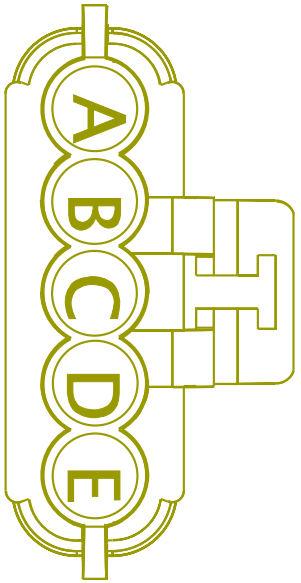

Name	Terminal Part Number	V-Min	Name	Wire Part Number	Wire CSA	Wire Spec	Wire Material description	Wire Color Description	Wire Length	End2 Terminal Part Number	End2 Pin Name	End2 Connect or
B	-	-	MA11-GB	2643689 R1	1.91	14.0	Std. Wall XLPE Primary Cable	WHITE	1795.0	-	-	-
D	-	-	MA57	2643682 R1	1.16	16.0	Std. Wall XLPE Primary Cable	ORANGE	4215.0	-	15	1700F

Connector Name	8001F
Part Number	1677851C1
Short Description	HEADLIGHT T/S HARNESS CONNECTOR
Instances	LoneStar - X15 - Headlights Halogen N/INT N/LOWW:Diagram1 LoneStar - X15 - Headlights Halogen N/INT W/LOWW:Diagram1 LoneStar - X15 - Headlights Halogen W/INT N/LOWW:Diagram1 LoneStar - X15 - Headlights Halogen W/INT W/ LOWW:Diagram1 LT - X15/A26 - Headlights Halogen N/INT N/LOWW:Diagram1 LT - X15/A26 - Headlights Halogen N/INT W/LOWW:Diagram1 LT - X15/A26 - Headlights Halogen W/INT N/LOWW:Diagram1 LT - X15/A26 - Headlights Halogen W/INT W/LOWW:Diagram1 LT - X15/A26 - Headlights LED N/ INT N/LOWW:Diagram1 LT - X15/A26 - Headlights LED N/ INT W/LOWW:Diagram1 LT - X15/A26 - Headlights LED W/INT N/LOWW:Diagram1 LT - X15/A26 - Headlights LED W/INT W/LOWW:Diagram1 LT/RH - X15/A26 - Directional Signal (Turn) With HEADLIGHTS:Diagram1 LT/RH - X15/A26 - Directional Signal (Turn) With HEADLIGHTS (HAL-125):Diagram1 LT/RH - X15/A26 - Directional Signal (Turn) With HEADLIGHTS (LED-125):Diagram1 LT/RH - X15/A26 - Marker Lights (With 113 Halogen):Diagram1 LT/RH - X15/A26 - Marker Lights (With 125 Halogen):Diagram1 LT/RH - X15/A26 - Marker Lights (With 125 LED):Diagram1
Mates	8001

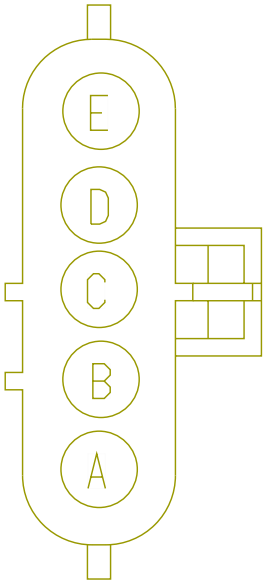

Name	Terminal Part Number	V-Min	Name	Wire Part Number	Wire CSA	Wire Spec	Wire Material description	Wire Color Description	Wire Length	End2 Terminal Part Number	End2 Pin Name	End2 Connector
A	-	-	U52A	2643693 R1	1.91	14.0	Std. Wall XLPE Primary Cable	YELLOW 2	1835.0	-	A	8012L
A	-	-	U03-U52A	3510337 R1	1.91	14.0	Thin Wall XLPE Primary Cable	YELLOW 2	800.0	-	A	8016L

Name	Terminal Part Number	V-Min	Name	Wire Part Number	Wire CSA	Wire Spec	Wire Material description	Wire Color Description	Wire Length	End2 Terminal Part Number	End2 Pin Name	End2 Connect or
A	-	-	U52A	2643693 R1	1.91	14.0	Std. Wall XLPE Primary Cable	YELLOW 2	1835.0	-	-	-
A	-	-	U52A	2643693 R1	1.91	14.0	Std. Wall XLPE Primary Cable	YELLOW 2	1835.0	-	1	8003L
A	-	-	U52A	2643693 R1	1.91	14.0	Std. Wall XLPE Primary Cable	YELLOW 2	1835.0	-	A	8016L
B	-	-	U11-GA	2643689 R1	1.91	14.0	Std. Wall XLPE Primary Cable	WHITE	1485.0	-	B	8001F
B	-	-	U11-GA	2643689 R1	1.91	14.0	Std. Wall XLPE Primary Cable	WHITE	1485.0	-	X	-
B	-	-	U11-GA	2643689 R1	1.91	14.0	Std. Wall XLPE Primary Cable	WHITE	1485.0	-	-	-
C	-	-	U53A	2643693 R1	1.91	14.0	Std. Wall XLPE Primary Cable	YELLOW 2	1835.0	-	A	8011L
C	-	-	U53A	2643693 R1	1.91	14.0	Std. Wall XLPE Primary Cable	YELLOW 2	1835.0	-	-	-

Name	Terminal Part Number	V-Min	Name	Wire Part Number	Wire CSA	Wire Spec	Wire Material description	Wire Color Description	Wire Length	End2 Terminal Part Number	End2 Pin Name	End2 Connect or
C	-	-	U53A	2643693 R1	1.91	14.0	Std. Wall XLPE Primary Cable	YELLOW 2	1835.0	-	1	8002L
C	-	-	U53A	2643693 R1	1.91	14.0	Std. Wall XLPE Primary Cable	YELLOW 2	1835.0	-	A	8015L
D	-	-	U56	3510318 R1	1.16	16.0	Thin Wall XLPE Primary Cable	ORANGE	2080.0	-	-	-
D	-	-	U56	3510318 R1	1.16	16.0	Thin Wall XLPE Primary Cable	ORANGE	2080.0	-	3	125
E	-	-	U58A	2643679 R1	1.16	16.0	Std. Wall XLPE Primary Cable	BROWN	1435.0	-	X	-
E	-	-	U58A	2643679 R1	1.16	16.0	Std. Wall XLPE Primary Cable	BROWN	1435.0	-	-	-

Connector Name	8001F
Part Number	1677851C1
Short Description	HEADLIGHT T/S HARNESS CONNECTOR
Instances	LoneStar - X15 - Headlights Halogen N/INT N/LOWW:Diagram1 LoneStar - X15 - Headlights Halogen N/INT W/LOWW:Diagram1 LoneStar - X15 - Headlights Halogen W/INT N/LOWW:Diagram1 LoneStar - X15 - Headlights Halogen W/INT W/ LOWW:Diagram1 LT - X15/A26 - Headlights Halogen N/INT N/LOWW:Diagram1 LT - X15/A26 - Headlights Halogen N/INT W/LOWW:Diagram1 LT - X15/A26 - Headlights Halogen W/INT N/LOWW:Diagram1 LT - X15/A26 - Headlights Halogen W/INT W/LOWW:Diagram1 LT - X15/A26 - Headlights LED N/ INT N/LOWW:Diagram1 LT - X15/A26 - Headlights LED N/ INT W/LOWW:Diagram1 LT - X15/A26 - Headlights LED W/INT N/LOWW:Diagram1 LT - X15/A26 - Headlights LED W/INT W/LOWW:Diagram1 LT/RH - X15/A26 - Directional Signal (Turn) With HEADLIGHTS (LED-125):Diagram1 LT/RH - X15/A26 - Marker Lights (With 113 Halogen):Diagram1 LT/RH - X15/A26 - Marker Lights (With 125 Halogen):Diagram1 LT/RH - X15/A26 - Marker Lights (With 125 LED):Diagram1
Mates	8000

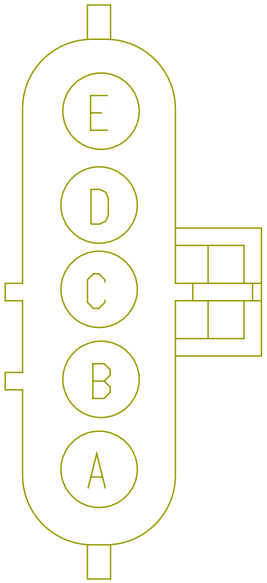

Name	Terminal Part Number	V-Min	Name	Wire Part Number	Wire CSA	Wire Spec	Wire Material description	Wire Color Description	Wire Length	End2 Terminal Part Number	End2 Pin Name	End2 Connector
A	-	-	U52A	2643693 R1	1.91	14.0	Std. Wall XLPE Primary Cable	YELLOW 2	1835.0	-	-	-
A	-	-	U04-U52A	3510337 R1	1.91	14.0	Thin Wall XLPE Primary Cable	YELLOW 2	800.0	-	A	8016R
A	-	-	U52A	2643693 R1	1.91	14.0	Std. Wall XLPE Primary Cable	YELLOW 2	1835.0	-	1	8003R

Name	Terminal Part Number	V-Min	Name	Wire Part Number	Wire CSA	Wire Spec	Wire Material description	Wire Color Description	Wire Length	End2 Terminal Part Number	End2 Pin Name	End2 Connect or
A	-	-	U52A	2643693 R1	1.91	14.0	Std. Wall XLPE Primary Cable	YELLOW 2	1835.0	-	A	8012R
A	-	-	U52A	2643693 R1	1.91	14.0	Std. Wall XLPE Primary Cable	YELLOW 2	1835.0	-	A	8016R
B	-	-	U11-GA	2643689 R1	1.91	14.0	Std. Wall XLPE Primary Cable	WHITE	1485.0	-	B	8001F
B	-	-	U11-GA	2643689 R1	1.91	14.0	Std. Wall XLPE Primary Cable	WHITE	1485.0	-	-	-
B	-	-	U11-GA	2643689 R1	1.91	14.0	Std. Wall XLPE Primary Cable	WHITE	1485.0	-	X	-
C	-	-	U53A	2643693 R1	1.91	14.0	Std. Wall XLPE Primary Cable	YELLOW 2	1835.0	-	-	-
C	-	-	U53A	2643693 R1	1.91	14.0	Std. Wall XLPE Primary Cable	YELLOW 2	1835.0	-	A	8015R
C	-	-	U53A	2643693 R1	1.91	14.0	Std. Wall XLPE Primary Cable	YELLOW 2	1835.0	-	A	8011R

Name	Terminal Part Number	V-Min	Name	Wire Part Number	Wire CSA	Wire Spec	Wire Material description	Wire Color Description	Wire Length	End2 Terminal Part Number	End2 Pin Name	End2 Connect or
C	-	-	U53A	2643693 R1	1.91	14.0	Std. Wall XLPE Primary Cable	YELLOW 2	1835.0	-	1	8002R
D	-	-	U56	3510318 R1	1.16	16.0	Thin Wall XLPE Primary Cable	ORANGE	2080.0	-	-	-
E	-	-	U58A	2643679 R1	1.16	16.0	Std. Wall XLPE Primary Cable	BROWN	1435.0	-	-	-
E	-	-	U58A	2643679 R1	1.16	16.0	Std. Wall XLPE Primary Cable	BROWN	1435.0	-	X	-

Connector Name	8001
Part Number	1661375C2
Short Description	LEFT HEADLIGHT T/S HARNESS CONNECTOR
Instances	LoneStar - X15 - Headlights Halogen N/INT N/LOWW:Diagram1 LoneStar - X15 - Headlights Halogen N/INT W/LOWW:Diagram1 LoneStar - X15 - Headlights Halogen W/INT N/LOWW:Diagram1 LoneStar - X15 - Headlights Halogen W/INT W/ LOWW:Diagram1 LT - X15/A26 - Headlights Halogen N/INT N/LOWW:Diagram1 LT - X15/A26 - Headlights Halogen N/INT W/LOWW:Diagram1 LT - X15/A26 - Headlights Halogen W/INT N/LOWW:Diagram1 LT - X15/A26 - Headlights Halogen W/INT W/LOWW:Diagram1 LT - X15/A26 - Headlights LED N/ INT N/LOWW:Diagram1 LT - X15/A26 - Headlights LED N/ INT W/LOWW:Diagram1 LT - X15/A26 - Headlights LED W/INT N/LOWW:Diagram1 LT - X15/A26 - Headlights LED W/INT W/LOWW:Diagram1 LT/RH - X15/A26 - Directional Signal (Turn) With HEADLIGHTS:Diagram1 LT/RH - X15/A26 - Directional Signal (Turn) With HEADLIGHTS (HAL-125):Diagram1 LT/RH - X15/A26 - Directional Signal (Turn) With HEADLIGHTS (LED-125):Diagram1 LT/RH - X15/A26 - Marker Lights (With 113 Halogen):Diagram1 LT/RH - X15/A26 - Marker Lights (With 125 Halogen):Diagram1 LT/RH - X15/A26 - Marker Lights (With 125 LED):Diagram1
Mates	8001F

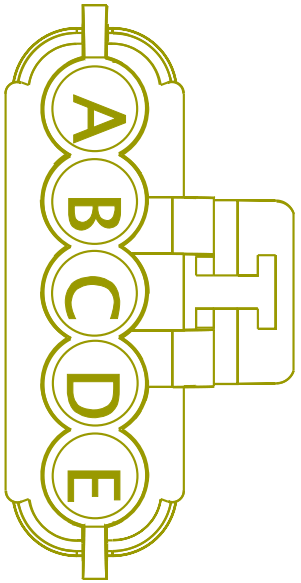

Name	Terminal Part Number	V-Min	Name	Wire Part Number	Wire CSA	Wire Spec	Wire Material description	Wire Color Description	Wire Length	End2 Terminal Part Number	End2 Pin Name	End2 Connector
A	-	-	MA52A	2643693 R1	1.91	14.0	Std. Wall XLPE Primary Cable	YELLOW 2	3290.0	-	1	1700F
B	-	-	MA11-GA	2643689 R1	1.91	14.0	Std. Wall XLPE Primary Cable	WHITE	870.0	-	-	-

Name	Terminal Part Number	V-Min	Name	Wire Part Number	Wire CSA	Wire Spec	Wire Material description	Wire Color Description	Wire Length	End2 Terminal Part Number	End2 Pin Name	End2 Connector
C	-	-	MA53A	2643693 R1	1.91	14.0	Std. Wall XLPE Primary Cable	YELLOW 2	3290.0	-	2	1700F
D	-	-	MA56	2643682 R1	1.16	16.0	Std. Wall XLPE Primary Cable	ORANGE	3290.0	-	14	1700F
E	-	-	MA58A	2643679 R1	1.16	16.0	Std. Wall XLPE Primary Cable	BROWN	365.0	-	X	-

Connector Name	8001
Part Number	1661375C2
Instances	LT/RH - X15/A26 - Directional Signal (Turn) With HEADLIGHTS Option2:Diagram1 LT/RH - X15/A26 - Marker Lights (With113 LED):Diagram1
Mates	LT-LEFT_HEADLIGHT_LED-1016 -08-03

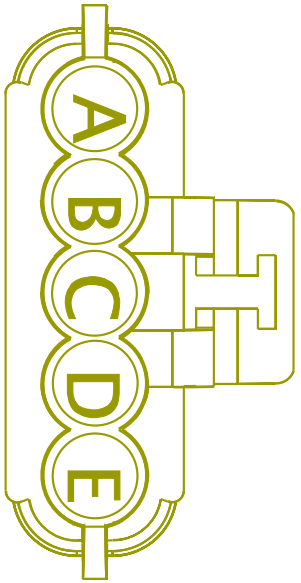

Name	Terminal Part Number	V-Min	Name	Wire Part Number	Wire CSA	Wire Spec	Wire Material description	Wire Color Description	Wire Length	End2 Terminal Part Number	End2 Pin Name	End2 Connect or
B	-	-	MA11-GA	2643689 R1	1.91	14.0	Std. Wall XLPE Primary Cable	WHITE	870.0	-	-	-
D	-	-	MA56	2643682 R1	1.16	16.0	Std. Wall XLPE Primary Cable	ORANGE	3290.0	-	14	1700F
E	-	-	MA58A	2643679 R1	1.16	16.0	Std. Wall XLPE Primary Cable	BROWN	365.0	-	X	-

Connector Name	8002L
Part Number	6113477C1
Instances	LoneStar - X15 - Headlights Halogen N/INT N/LOWW:Diagram1 LoneStar - X15 - Headlights Halogen N/INT W/LOWW:Diagram1 LoneStar - X15 - Headlights Halogen W/INT N/LOWW:Diagram1 LoneStar - X15 - Headlights Halogen W/INT W/ LOWW:Diagram1 RH - X15/A26 - Headlights Halogen N/INT N/LOWW:Diagram1 RH - X15/A26 - Headlights Halogen N/INT W/LOWW:Diagram1 RH - X15/A26 - Headlights Halogen W/INT N/LOWW:Diagram1 RH - X15/A26 - Headlights Halogen W/INT W/LOWW:Diagram1
Mates	LS-LEFT_HEADLIGHT_HALOGEN- 1016-08-01A

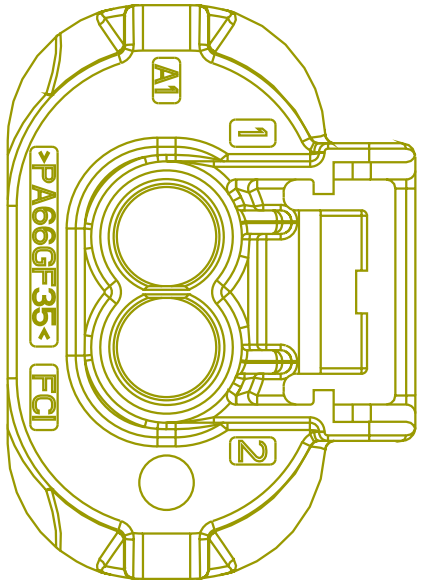

Name	Terminal Part Number	V-Min	Name	Wire Part Number	Wire CSA	Wire Spec	Wire Material description	Wire Color Description	Wire Length	End2 Terminal Part Number	End2 Pin Name	End2 Connector
1	-	-	U53A	2643693 R1	1.91	14.0	Std. Wall XLPE Primary Cable	YELLOW 2	1835.0	-	-	-
1	-	-	U53A	2643693 R1	1.91	14.0	Std. Wall XLPE Primary Cable	YELLOW 2	1835.0	-	C	8001F
1	-	-	U53A	2643693 R1	1.91	14.0	Std. Wall XLPE Primary Cable	YELLOW 2	1835.0	-	3	LF 5162
2	-	-	U11-GAB	2643689 R1	1.91	14.0	Std. Wall XLPE Primary Cable	WHITE	350.0	-	2	8002R

Name	Terminal Part Number	V-Min	Name	Wire Part Number	Wire CSA	Wire Spec	Wire Material description	Wire Color Description	Wire Length	End2 Terminal Part Number	End2 Pin Name	End2 Connector
2	-	-	U11-GAB	2643689 R1	1.91	14.0	Std. Wall XLPE Primary Cable	WHITE	350.0	-	-	-

Connector Name	8002R
Part Number	6113477C1
Instances	LoneStar - X15 - Headlights Halogen N/INT N/LOWW:Diagram1 LoneStar - X15 - Headlights Halogen N/INT W/LOWW:Diagram1 LoneStar - X15 - Headlights Halogen W/INT N/LOWW:Diagram1 LoneStar - X15 - Headlights Halogen W/INT W/ LOWW:Diagram1 RH - X15/A26 - Headlights Halogen N/INT N/LOWW:Diagram1 RH - X15/A26 - Headlights Halogen N/INT W/LOWW:Diagram1 RH - X15/A26 - Headlights Halogen W/INT N/LOWW:Diagram1 RH - X15/A26 - Headlights Halogen W/INT W/LOWW:Diagram1
Mates	LS-RIGHT_HEADLIGHT_HALOGEN -1016-08-01A

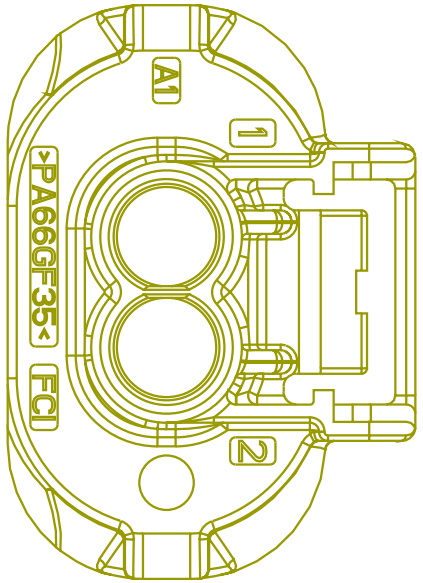

Name	Terminal Part Number	V-Min	Name	Wire Part Number	Wire CSA	Wire Spec	Wire Material description	Wire Color Description	Wire Length	End2 Terminal Part Number	End2 Pin Name	End2 Connect or
1	-	-	U53A	2643693 R1	1.91	14.0	Std. Wall XLPE Primary Cable	YELLOW 2	1835.0	-	3	RS 5162
1	-	-	U53A	2643693 R1	1.91	14.0	Std. Wall XLPE Primary Cable	YELLOW 2	1835.0	-	-	-
1	-	-	U53A	2643693 R1	1.91	14.0	Std. Wall XLPE Primary Cable	YELLOW 2	1835.0	-	C	8001F
2	-	-	U11-GAB	2643689 R1	1.91	14.0	Std. Wall XLPE Primary Cable	WHITE	350.0	-	2	8002L

Name	Terminal Part Number	V-Min	Name	Wire Part Number	Wire CSA	Wire Spec	Wire Material description	Wire Color Description	Wire Length	End2 Terminal Part Number	End2 Pin Name	End2 Connect or
2	-	-	U11-GAB	2643689 R1	1.91	14.0	Std. Wall XLPE Primary Cable	WHITE	350.0	-	X	-

Connector Name	8002
Part Number	3612306C1
Short Description	LEFT HEADLIGHTS T/S HARNESS CONN
Instances	LoneStar - X15/A26 - Marker Lights (Halogen):Diagram1 RH - X15/A26 - Directional Signal (Turn) W/ HEADLIGHTS:Diagram1 RH - X15/A26 - Headlights Halogen N/INT N/LOWW:Diagram1 RH - X15/A26 - Headlights Halogen N/INT W/LOWW:Diagram1 RH - X15/A26 - Headlights Halogen W/INT N/LOWW:Diagram1 RH - X15/A26 - Headlights Halogen W/INT W/LOWW:Diagram1
Mates	LF 5162

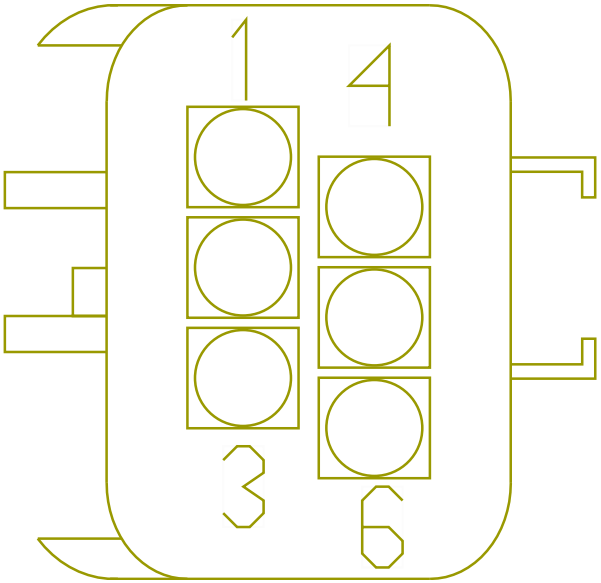

Name	Terminal Part Number	V-Min	Name	Wire Part Number	Wire CSA	Wire Spec	Wire Material description	Wire Color Description	Wire Length	End2 Terminal Part Number	End2 Pin Name	End2 Connector
1	-	-	MA52A	2643693 R1	1.91	14.0	Std. Wall XLPE Primary Cable	YELLOW 2	3290.0	-	1	1700F
2	-	-	MA11-GA	2643689 R1	1.91	14.0	Std. Wall XLPE Primary Cable	WHITE	870.0	-	-	-
3	-	-	MA53A	2643693 R1	1.91	14.0	Std. Wall XLPE Primary Cable	YELLOW 2	3290.0	-	2	1700F
4	-	-	MA56	2643682 R1	1.16	16.0	Std. Wall XLPE Primary Cable	ORANGE	3290.0	-	14	1700F

Name	Terminal Part Number	V-Min	Name	Wire Part Number	Wire CSA	Wire Spec	Wire Material description	Wire Color Description	Wire Length	End2 Terminal Part Number	End2 Pin Name	End2 Connect or
5	-	-	MA58A	2643679 R1	1.16	16.0	Std. Wall XLPE Primary Cable	BROWN	365.0	-	X	-

Connector Name	8003L
Part Number	6116207C1
Instances	LoneStar - X15 - Headlights Halogen N/INT N/LOWW:Diagram1 LoneStar - X15 - Headlights Halogen N/INT W/LOWW:Diagram1 LoneStar - X15 - Headlights Halogen W/INT N/LOWW:Diagram1 LoneStar - X15 - Headlights Halogen W/INT W/ LOWW:Diagram1 RH - X15/A26 - Headlights Halogen N/INT N/LOWW:Diagram1 RH - X15/A26 - Headlights Halogen N/INT W/LOWW:Diagram1 RH - X15/A26 - Headlights Halogen W/INT N/LOWW:Diagram1 RH - X15/A26 - Headlights Halogen W/INT W/LOWW:Diagram1
Mates	LS-LEFT_HEADLIGHT_HALOGEN- 1016-08-01A

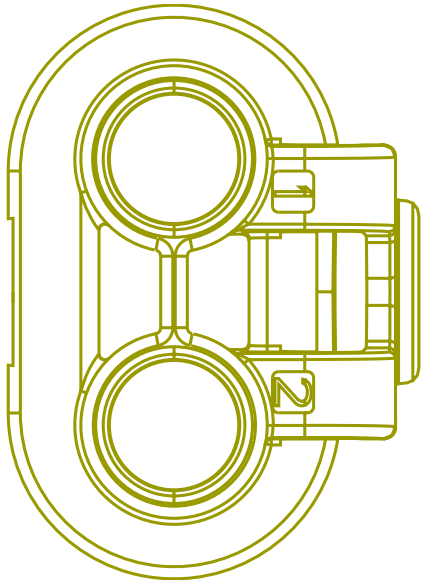

Name	Terminal Part Number	V-Min	Name	Wire Part Number	Wire CSA	Wire Spec	Wire Material description	Wire Color Description	Wire Length	End2 Terminal Part Number	End2 Pin Name	End2 Connect or
1	-	-	U52A	2643693 R1	1.91	14.0	Std. Wall XLPE Primary Cable	YELLOW 2	1835.0	-	1	LF 5162
1	-	-	U52A	2643693 R1	1.91	14.0	Std. Wall XLPE Primary Cable	YELLOW 2	1835.0	-	-	-
1	-	-	U52A	2643693 R1	1.91	14.0	Std. Wall XLPE Primary Cable	YELLOW 2	1835.0	-	A	8001F
2	-	-	U11-GAA	2643689 R1	1.91	14.0	Std. Wall XLPE Primary Cable	WHITE	350.0	-	2	8003R

Name	Terminal Part Number	V-Min	Name	Wire Part Number	Wire CSA	Wire Spec	Wire Material description	Wire Color Description	Wire Length	End2 Terminal Part Number	End2 Pin Name	End2 Connector
2	-	-	U11-GAA	2643689 R1	1.91	14.0	Std. Wall XLPE Primary Cable	WHITE	350.0	-	-	-

Connector Name	8003R
Part Number	6116207C1
Instances	LoneStar - X15 - Headlights Halogen N/INT N/LOWW:Diagram1 LoneStar - X15 - Headlights Halogen N/INT W/LOWW:Diagram1 LoneStar - X15 - Headlights Halogen W/INT N/LOWW:Diagram1 LoneStar - X15 - Headlights Halogen W/INT W/ LOWW:Diagram1 RH - X15/A26 - Headlights Halogen N/INT N/LOWW:Diagram1 RH - X15/A26 - Headlights Halogen N/INT W/LOWW:Diagram1 RH - X15/A26 - Headlights Halogen W/INT N/LOWW:Diagram1 RH - X15/A26 - Headlights Halogen W/INT W/LOWW:Diagram1
Mates	LS-RIGHT_HEADLIGHT_HALOGEN -1016-08-01A

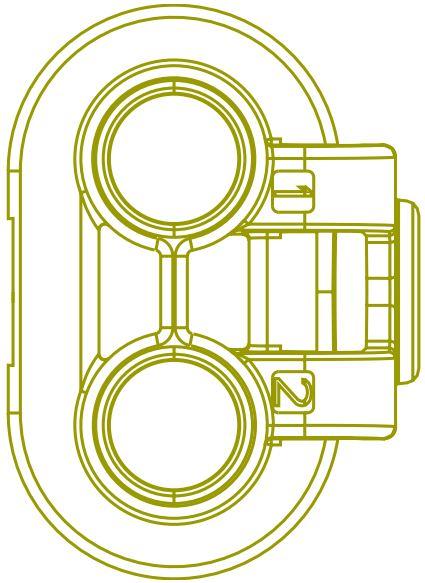

Name	Terminal Part Number	V-Min	Name	Wire Part Number	Wire CSA	Wire Spec	Wire Material description	Wire Color Description	Wire Length	End2 Terminal Part Number	End2 Pin Name	End2 Connect or
1	-	-	U52A	2643693 R1	1.91	14.0	Std. Wall XLPE Primary Cable	YELLOW 2	1835.0	-	-	-
1	-	-	U52A	2643693 R1	1.91	14.0	Std. Wall XLPE Primary Cable	YELLOW 2	1835.0	-	A	8001F
2	-	-	U11-GAA	2643689 R1	1.91	14.0	Std. Wall XLPE Primary Cable	WHITE	350.0	-	2	8003L
2	-	-	U11-GAA	2643689 R1	1.91	14.0	Std. Wall XLPE Primary Cable	WHITE	350.0	-	X	-

Connector Name	8003
Part Number	3612306C1
Short Description	RIGHT HEADLIGHTS T/S HARNESS CONN
Instances	LoneStar - X15/A26 - Marker Lights (Halogen):Diagram1 RH - X15/A26 - Directional Signal (Turn) W/ HEADLIGHTS:Diagram1 RH - X15/A26 - Headlights Halogen N/INT N/LOWW:Diagram1 RH - X15/A26 - Headlights Halogen N/INT W/LOWW:Diagram1 RH - X15/A26 - Headlights Halogen W/INT N/LOWW:Diagram1 RH - X15/A26 - Headlights Halogen W/INT W/LOWW:Diagram1
Mates	RS 5162

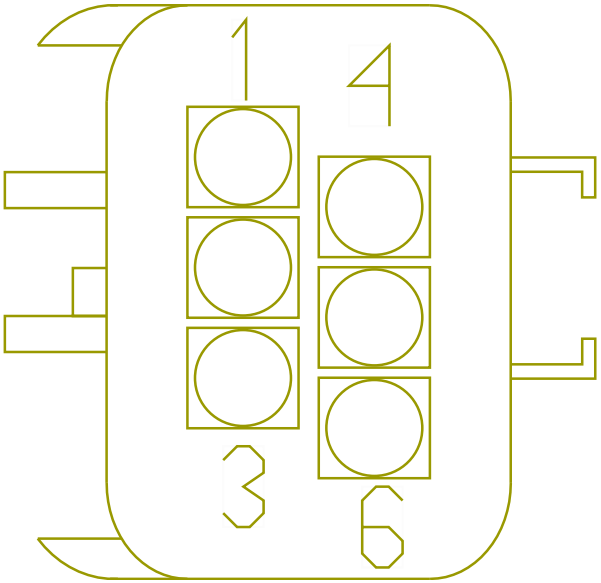

Name	Terminal Part Number	V-Min	Name	Wire Part Number	Wire CSA	Wire Spec	Wire Material description	Wire Color Description	Wire Length	End2 Terminal Part Number	End2 Pin Name	End2 Connect or
1	-	-	MA52B	2643693 R1	1.91	14.0	Std. Wall XLPE Primary Cable	YELLOW 2	4215.0	-	3	1700F
2	-	-	MA11-GB	2643689 R1	1.91	14.0	Std. Wall XLPE Primary Cable	WHITE	1795.0	-	-	-
3	-	-	MA53B	2643693 R1	1.91	14.0	Std. Wall XLPE Primary Cable	YELLOW 2	4215.0	-	4	1700F
4	-	-	MA57	2643682 R1	1.16	16.0	Std. Wall XLPE Primary Cable	ORANGE	4215.0	-	15	1700F

Name	Terminal Part Number	V-Min	Name	Wire Part Number	Wire CSA	Wire Spec	Wire Material description	Wire Color Description	Wire Length	End2 Terminal Part Number	End2 Pin Name	End2 Connect or
5	-	-	MA58B	2643679 R1	1.16	16.0	Std. Wall XLPE Primary Cable	BROWN	1290.0	-	X	-

Connector Name	8004L
Part Number	3600049C1
Instances	LoneStar - X15/A26 - Marker Lights (Halogen):Diagram1
Mates	RH-LEFT_HEADLIGHT_HALOGEN- 1016-08-01A

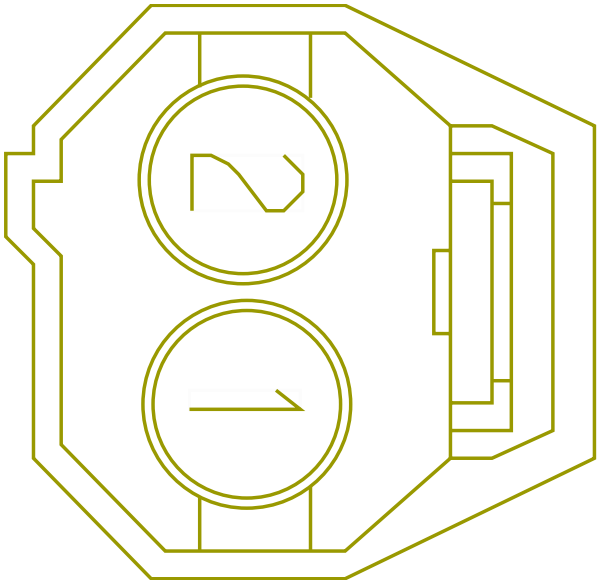

Name	Terminal Part Number	V-Min	Name	Wire Part Number	Wire CSA	Wire Spec	Wire Material description	Wire Color Description	Wire Length	End2 Terminal Part Number	End2 Pin Name	End2 Connect or
1	-	-	U58AA	3510306 R1	1.16	16.0	Thin Wall XLPE Primary Cable	BROWN	470.0	-	-	-
2	-	-	U11-GAD	3510360 R1	1.16	16.0	Thin Wall XLPE Primary Cable	WHITE	420.0	-	2	8004R

Connector Name	8004R
Part Number	3600049C1
Instances	LoneStar - X15/A26 - Marker Lights (Halogen):Diagram1
Mates	RH-RIGHT_HEADLIGHT_HALOGEN -1016-08-01A

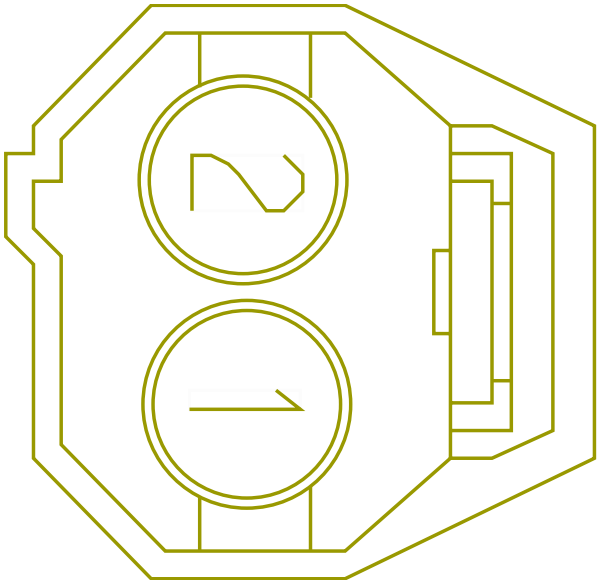

Name	Terminal Part Number	V-Min	Name	Wire Part Number	Wire CSA	Wire Spec	Wire Material description	Wire Color Description	Wire Length	End2 Terminal Part Number	End2 Pin Name	End2 Connector
1	-	-	U58AA	3510306 R1	1.16	16.0	Thin Wall XLPE Primary Cable	BROWN	470.0	-	X	-
2	-	-	U11-GAD	3510360 R1	1.16	16.0	Thin Wall XLPE Primary Cable	WHITE	420.0	-	2	8004L

Connector Name	8005L
Part Number	3625557C1
Instances	LoneStar - X15/A26 - Marker Lights (Halogen):Diagram1 RH - X15/A26 - Directional Signal (Turn) W/ HEADLIGHTS:Diagram1
Mates	RH-LEFT_HEADLIGHT_HALOGEN- 1016-08-01A

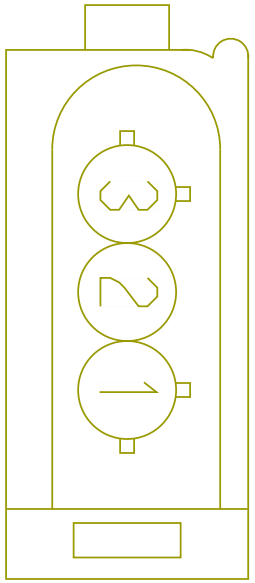

Name	Terminal Part Number	V-Min	Name	Wire Part Number	Wire CSA	Wire Spec	Wire Material description	Wire Color Description	Wire Length	End2 Terminal Part Number	End2 Pin Name	End2 Connect or
1	-	-	U11-GAC	3510360 R1	1.16	16.0	Thin Wall XLPE Primary Cable	WHITE	595.0	-	1	8005R
2	-	-	U58AB	3510306 R1	1.16	16.0	Thin Wall XLPE Primary Cable	BROWN	645.0	-	2	8005R
3	-	-	U56	3510318 R1	1.16	16.0	Thin Wall XLPE Primary Cable	ORANGE	2080.0	-	4	LF 5162

Connector Name	8005R
Part Number	3625557C1
Instances	LoneStar - X15/A26 - Marker Lights (Halogen):Diagram1 RH - X15/A26 - Directional Signal (Turn) W/ HEADLIGHTS:Diagram1
Mates	RH-RIGHT_HEADLIGHT_HALOGEN -1016-08-01A

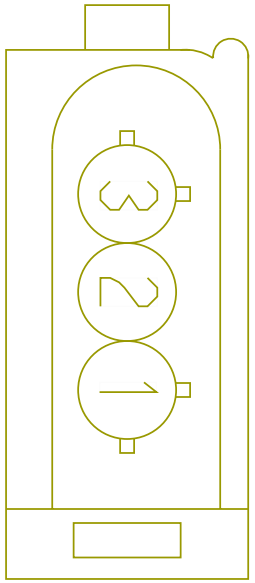

Name	Terminal Part Number	V-Min	Name	Wire Part Number	Wire CSA	Wire Spec	Wire Material description	Wire Color Description	Wire Length	End2 Terminal Part Number	End2 Pin Name	End2 Connector
1	-	-	U11-GAC	3510360 R1	1.16	16.0	Thin Wall XLPE Primary Cable	WHITE	595.0	-	1	8005L
2	-	-	U58AB	3510306 R1	1.16	16.0	Thin Wall XLPE Primary Cable	BROWN	645.0	-	2	8005L
3	-	-	U56	3510318 R1	1.16	16.0	Thin Wall XLPE Primary Cable	ORANGE	2080.0	-	-	-

Connector Name	8011L
Part Number	3668886C1
Instances	LT - X15/A26 - Headlights Halogen N/INT N/LOWW:Diagram1 LT - X15/A26 - Headlights Halogen N/INT W/LOWW:Diagram1 LT - X15/A26 - Headlights Halogen W/INT N/LOWW:Diagram1 LT - X15/A26 - Headlights Halogen W/INT W/LOWW:Diagram1
Mates	LT-LS_HEADLIGHT_HAL-1016-0 1-03

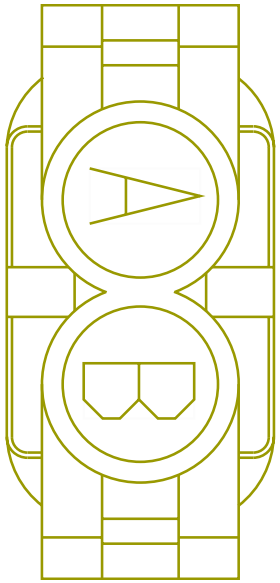

Name	Terminal Part Number	V-Min	Name	Wire Part Number	Wire CSA	Wire Spec	Wire Material description	Wire Color Description	Wire Length	End2 Terminal Part Number	End2 Pin Name	End2 Connect or
A	-	-	U53A	2643693 R1	1.91	14.0	Std. Wall XLPE Primary Cable	YELLOW 2	1835.0	-	C	8001F
A	-	-	U53A	2643693 R1	1.91	14.0	Std. Wall XLPE Primary Cable	YELLOW 2	1835.0	-	-	-
B	-	-	U11-GAB	2643689 R1	1.91	14.0	Std. Wall XLPE Primary Cable	WHITE	350.0	-	B	8011R

Connector Name	8011R
Part Number	3668886C1
Instances	LT - X15/A26 - Headlights Halogen N/INT N/LOWW:Diagram1 LT - X15/A26 - Headlights Halogen N/INT W/LOWW:Diagram1 LT - X15/A26 - Headlights Halogen W/INT N/LOWW:Diagram1 LT - X15/A26 - Headlights Halogen W/INT W/LOWW:Diagram1
Mates	LT-RS_HEADLIGHT_HAL-1016-0 1-03

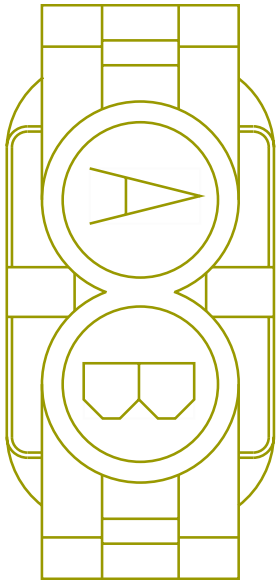

Name	Terminal Part Number	V-Min	Name	Wire Part Number	Wire CSA	Wire Spec	Wire Material description	Wire Color Description	Wire Length	End2 Terminal Part Number	End2 Pin Name	End2 Connect or
A	-	-	U53A	2643693 R1	1.91	14.0	Std. Wall XLPE Primary Cable	YELLOW 2	1835.0	-	-	-
A	-	-	U53A	2643693 R1	1.91	14.0	Std. Wall XLPE Primary Cable	YELLOW 2	1835.0	-	C	8001F
B	-	-	U11-GAB	2643689 R1	1.91	14.0	Std. Wall XLPE Primary Cable	WHITE	350.0	-	B	8011L

Connector Name	8012L
Part Number	3668886C1
Instances	LT - X15/A26 - Headlights Halogen N/INT N/LOWW:Diagram1 LT - X15/A26 - Headlights Halogen N/INT W/LOWW:Diagram1 LT - X15/A26 - Headlights Halogen W/INT N/LOWW:Diagram1 LT - X15/A26 - Headlights Halogen W/INT W/LOWW:Diagram1
Mates	LT-LS_HEADLIGHT_HAL-1016-0 1-03

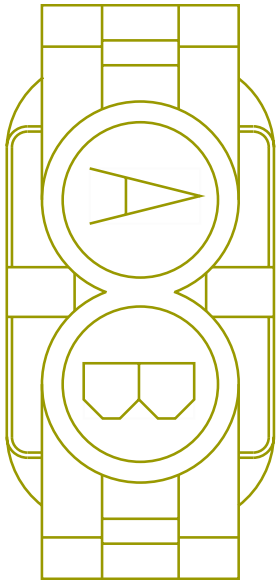

Name	Terminal Part Number	V-Min	Name	Wire Part Number	Wire CSA	Wire Spec	Wire Material description	Wire Color Description	Wire Length	End2 Terminal Part Number	End2 Pin Name	End2 Connect or
A	-	-	U52A	2643693 R1	1.91	14.0	Std. Wall XLPE Primary Cable	YELLOW 2	1835.0	-	A	8001F
A	-	-	U52A	2643693 R1	1.91	14.0	Std. Wall XLPE Primary Cable	YELLOW 2	1835.0	-	-	-
B	-	-	U11-GAA	2643689 R1	1.91	14.0	Std. Wall XLPE Primary Cable	WHITE	350.0	-	B	8012R

Connector Name	8012R
Part Number	3668886C1
Instances	LT - X15/A26 - Headlights Halogen N/INT N/LOWW:Diagram1 LT - X15/A26 - Headlights Halogen N/INT W/LOWW:Diagram1 LT - X15/A26 - Headlights Halogen W/INT N/LOWW:Diagram1 LT - X15/A26 - Headlights Halogen W/INT W/LOWW:Diagram1
Mates	LT-RS_HEADLIGHT_HAL-1016-0 1-03

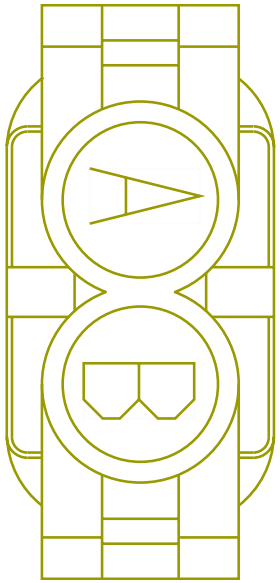

Name	Terminal Part Number	V-Min	Name	Wire Part Number	Wire CSA	Wire Spec	Wire Material description	Wire Color Description	Wire Length	End2 Terminal Part Number	End2 Pin Name	End2 Connect or
A	-	-	U52A	2643693 R1	1.91	14.0	Std. Wall XLPE Primary Cable	YELLOW 2	1835.0	-	-	-
A	-	-	U52A	2643693 R1	1.91	14.0	Std. Wall XLPE Primary Cable	YELLOW 2	1835.0	-	A	8001F
B	-	-	U11-GAA	2643689 R1	1.91	14.0	Std. Wall XLPE Primary Cable	WHITE	350.0	-	B	8012L

Connector Name	8015L
Part Number	3668886C1
Instances	LT - X15/A26 - Headlights LED N/ INT N/LOWW:Diagram1 LT - X15/A26 - Headlights LED N/ INT W/LOWW:Diagram1 LT - X15/A26 - Headlights LED W/INT N/LOWW:Diagram1 LT - X15/A26 - Headlights LED W/INT W/LOWW:Diagram1
Mates	LT-LS_HEADLIGHT_LED-1016-0 1-03

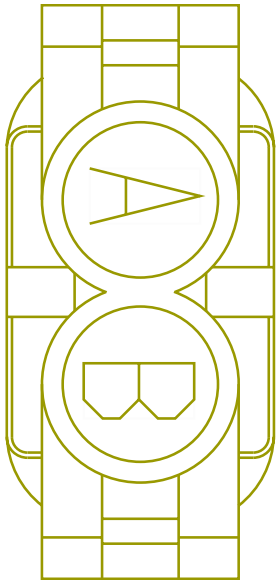

Name	Terminal Part Number	V-Min	Name	Wire Part Number	Wire CSA	Wire Spec	Wire Material description	Wire Color Description	Wire Length	End2 Terminal Part Number	End2 Pin Name	End2 Connect or
A	-	-	U53A	2643693 R1	1.91	14.0	Std. Wall XLPE Primary Cable	YELLOW 2	1835.0	-	-	-
A	-	-	U53A	2643693 R1	1.91	14.0	Std. Wall XLPE Primary Cable	YELLOW 2	1835.0	-	C	8001F
B	-	-	U11-GAB	2643689 R1	1.91	14.0	Std. Wall XLPE Primary Cable	WHITE	350.0	-	B	8015R

Connector Name	8015R
Part Number	3668886C1
Instances	LT - X15/A26 - Headlights LED N/ INT N/LOWW:Diagram1 LT - X15/A26 - Headlights LED N/ INT W/LOWW:Diagram1 LT - X15/A26 - Headlights LED W/INT N/LOWW:Diagram1 LT - X15/A26 - Headlights LED W/INT W/LOWW:Diagram1
Mates	LT-RS_HEADLIGHT_LED-1016-0 1-03

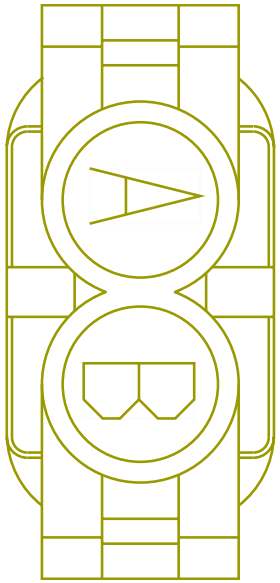

Name	Terminal Part Number	V-Min	Name	Wire Part Number	Wire CSA	Wire Spec	Wire Material description	Wire Color Description	Wire Length	End2 Terminal Part Number	End2 Pin Name	End2 Connect or
A	-	-	U53A	2643693 R1	1.91	14.0	Std. Wall XLPE Primary Cable	YELLOW 2	1835.0	-	C	8001F
A	-	-	U53A	2643693 R1	1.91	14.0	Std. Wall XLPE Primary Cable	YELLOW 2	1835.0	-	-	-
B	-	-	U11-GAB	2643689 R1	1.91	14.0	Std. Wall XLPE Primary Cable	WHITE	350.0	-	B	8015L

Connector Name	8016L
Part Number	3668886C1
Instances	LT - X15/A26 - Headlights LED N/ INT N/LOWW:Diagram1 LT - X15/A26 - Headlights LED N/ INT W/LOWW:Diagram1 LT - X15/A26 - Headlights LED W/INT N/LOWW:Diagram1 LT - X15/A26 - Headlights LED W/INT W/LOWW:Diagram1
Mates	LT-LS_HEADLIGHT_LED-1016-0 1-03

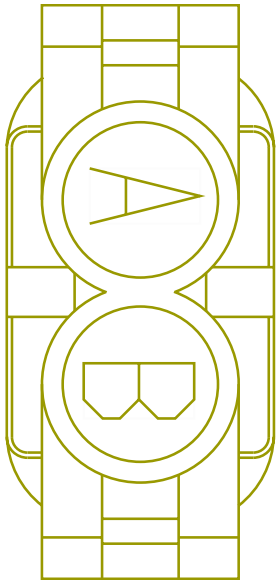

Name	Terminal Part Number	V-Min	Name	Wire Part Number	Wire CSA	Wire Spec	Wire Material description	Wire Color Description	Wire Length	End2 Terminal Part Number	End2 Pin Name	End2 Connect or
A	-	-	U03-U52A	3510337 R1	1.91	14.0	Thin Wall XLPE Primary Cable	YELLOW 2	800.0	-	A	8001F
A	-	-	U52A	2643693 R1	1.91	14.0	Std. Wall XLPE Primary Cable	YELLOW 2	1835.0	-	-	-
A	-	-	U52A	2643693 R1	1.91	14.0	Std. Wall XLPE Primary Cable	YELLOW 2	1835.0	-	A	8001F
B	-	-	U11-GAA	2643689 R1	1.91	14.0	Std. Wall XLPE Primary Cable	WHITE	350.0	-	B	8016R

Connector Name	8016R
Part Number	3668886C1
Instances	LT - X15/A26 - Headlights LED N/ INT N/LOWW:Diagram1 LT - X15/A26 - Headlights LED N/ INT W/LOWW:Diagram1 LT - X15/A26 - Headlights LED W/INT N/LOWW:Diagram1 LT - X15/A26 - Headlights LED W/INT W/LOWW:Diagram1
Mates	LT-RS_HEADLIGHT_LED-1016-0 1-03

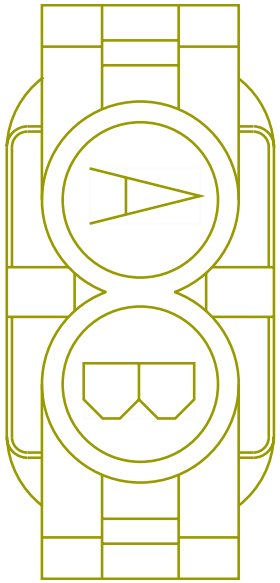

Name	Terminal Part Number	V-Min	Name	Wire Part Number	Wire CSA	Wire Spec	Wire Material description	Wire Color Description	Wire Length	End2 Terminal Part Number	End2 Pin Name	End2 Connector
A	-	-	U04-U52A	3510337 R1	1.91	14.0	Thin Wall XLPE Primary Cable	YELLOW 2	800.0	-	A	8001F
A	-	-	U52A	2643693 R1	1.91	14.0	Std. Wall XLPE Primary Cable	YELLOW 2	1835.0	-	A	8001F
A	-	-	U52A	2643693 R1	1.91	14.0	Std. Wall XLPE Primary Cable	YELLOW 2	1835.0	-	-	-
B	-	-	U11-GAA	2643689 R1	1.91	14.0	Std. Wall XLPE Primary Cable	WHITE	350.0	-	B	8016L

Connector Name	8054
Part Number	1667741C1
Instances	LoneStar - X15 - Modesty Lighting W/ Day Cab W/ 2 Turn /0 Marker:Diagram1 LoneStar - X15 - Modesty Lighting W/ Sleeper W/ 4 Side Turns / 0 Marker:Diagram1
Mates	LS 8053F

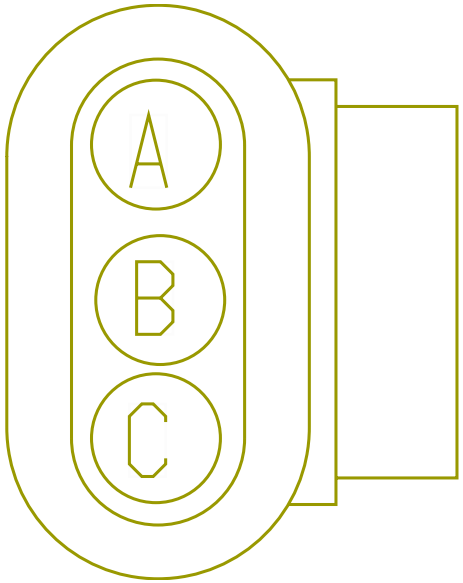

Name	Terminal Part Number	V-Min	Name	Wire Part Number	Wire CSA	Wire Spec	Wire Material description	Wire Color Description	Wire Length	End2 Terminal Part Number	End2 Pin Name	End2 Connect or
A	-	-	AA54-GXEJ	3510360R1	1.16	16.0	Thin Wall XLPE Primary Cable	WHITE	1220.0	-	10	1703F
B	-	-	AA57AJ	3510318R1	1.16	16.0	Thin Wall XLPE Primary Cable	ORANGE	1220.0	-	1	1703F
C	-	-	AA54AJ	3510306R1	1.16	16.0	Thin Wall XLPE Primary Cable	BROWN	1220.0	-	15	1703F

Connector Name	8054
Part Number	1667741C1
Short Description	RIGHT TURN SIGNAL
Instances	LT/RH - X15/A26 - Modesty Lighting W/ Day Cab W/ 2 Turn /0 Marker:Diagram1 LT/RH - X15/A26 - Modesty Lighting W/ Sleeper W/ 4 Side Turns / 0 Marker:Diagram1
Mates	LT 8054F

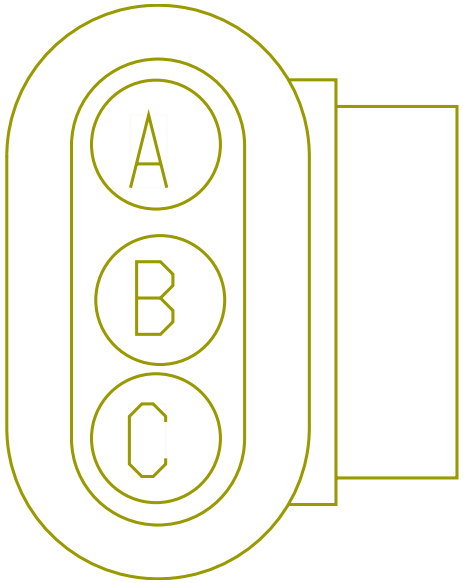

Name	Terminal Part Number	V-Min	Name	Wire Part Number	Wire CSA	Wire Spec	Wire Material description	Wire Color Description	Wire Length	End2 Terminal Part Number	End2 Pin Name	End2 Connect or
A	-	-	AA54-GXEJ	3510360R1	1.16	16.0	Thin Wall XLPE Primary Cable	WHITE	1220.0	-	10	1703F
B	-	-	AA57AJ	3510318R1	1.16	16.0	Thin Wall XLPE Primary Cable	ORANGE	1220.0	-	1	1703F
C	-	-	AA54AJ	3510306R1	1.16	16.0	Thin Wall XLPE Primary Cable	BROWN	1220.0	-	15	1703F

Connector Name	8100F
Part Number	1667740C1
Short Description	MODESTY TURN LAMP HARNESS CONNECTION
Instances	LT/RH - X15/A26 - Modesty Lighting W/ Day Cab W/ 2 Turn /0 Marker:Diagram1 LT/RH - X15/A26 - Modesty Lighting W/ Sleeper W/ 4 Side Turns / 0 Marker:Diagram1
Mates	8100

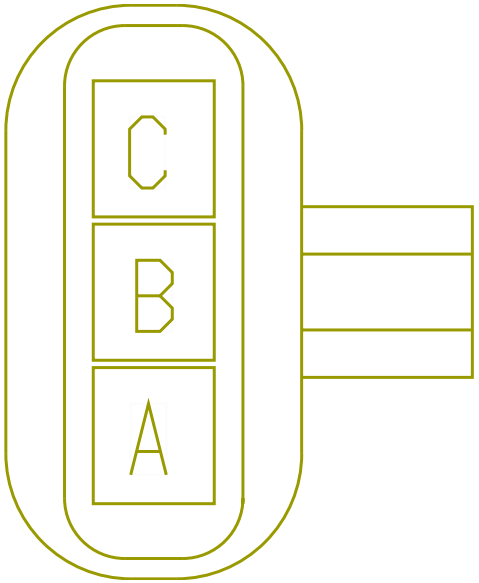

Name	Terminal Part Number	V-Min	Name	Wire Part Number	Wire CSA	Wire Spec	Wire Material description	Wire Color Description	Wire Length	End2 Terminal Part Number	End2 Pin Name	End2 Connect or
A	-	-	J11GB	2643681 R1	1.16	16.0	Std. Wall XLPE Primary Cable	WHITE	100.0	-	A	LT 8054F
B	-	-	J56A	2643682 R1	1.16	16.0	Std. Wall XLPE Primary Cable	ORANGE	150.0	-	X	-
B	-	-	J56A	2643682 R1	1.16	16.0	Std. Wall XLPE Primary Cable	ORANGE	150.0	-	B	LT 8054F
C	-	-	J58A	2643679 R1	1.16	16.0	Std. Wall XLPE Primary Cable	BROWN	200.0	-	X	-

Name	Terminal Part Number	V-Min	Name	Wire Part Number	Wire CSA	Wire Spec	Wire Material description	Wire Color Description	Wire Length	End2 Terminal Part Number	End2 Pin Name	End2 Connector
C	-	-	J58A	2643679 R1	1.16	16.0	Std. Wall XLPE Primary Cable	BROWN	200.0	-	-	-

Connector Name	8100
Part Number	1667741C1
Short Description	LEFT MODESTY TURN LAMP
Instances	LoneStar - X15 - Modesty Lighting W/ Day Cab W/ 2 Turn /0 Marker:Diagram1 LoneStar - X15 - Modesty Lighting W/ Sleeper W/ 4 Side Turns / 0 Marker:Diagram1
Mates	LS 8100F

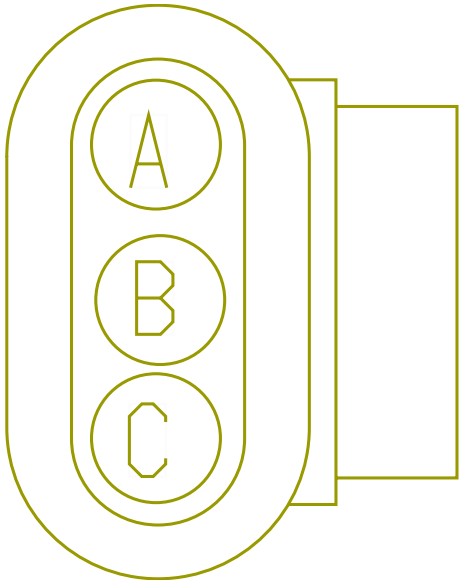

Name	Terminal Part Number	V-Min	Name	Wire Part Number	Wire CSA	Wire Spec	Wire Material description	Wire Color Description	Wire Length	End2 Terminal Part Number	End2 Pin Name	End2 Connect or
A	-	-	MA11-GBB	2643681 R1	1.16	16.0	Std. Wall XLPE Primary Cable	WHITE	430.0	-	-	-
B	-	-	MA56AB	2643682 R1	1.16	16.0	Std. Wall XLPE Primary Cable	ORANGE	250.0	-	X	-
C	-	-	MA58CA	2643679 R1	1.16	16.0	Std. Wall XLPE Primary Cable	BROWN	200.0	-	X	-

Connector Name	8100
Part Number	1667741C1
Short Description	LEFT MODESTY TURN LAMP
Instances	LT/RH - X15/A26 - Modesty Lighting W/ Day Cab W/ 2 Turn /0 Marker:Diagram1 LT/RH - X15/A26 - Modesty Lighting W/ Sleeper W/ 4 Side Turns / 0 Marker:Diagram1
Mates	8100F

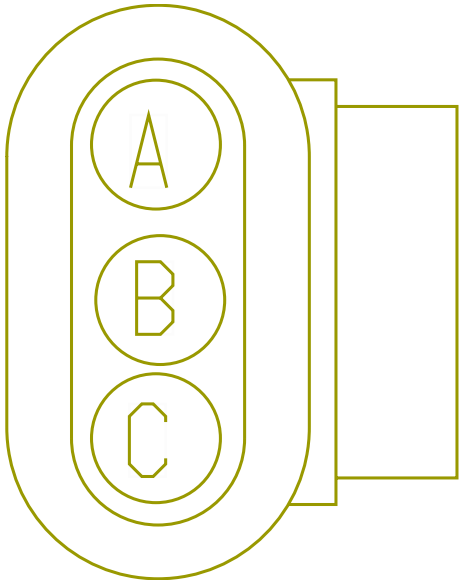

Name	Terminal Part Number	V-Min	Name	Wire Part Number	Wire CSA	Wire Spec	Wire Material description	Wire Color Description	Wire Length	End2 Terminal Part Number	End2 Pin Name	End2 Connect or
A	-	-	MA11-GBB	2643681 R1	1.16	16.0	Std. Wall XLPE Primary Cable	WHITE	430.0	-	-	-
B	-	-	MA56A	2643682 R1	1.16	16.0	Std. Wall XLPE Primary Cable	ORANGE	1300.0	-	16	1700F
C	-	-	MA58C	2643679 R1	1.16	16.0	Std. Wall XLPE Primary Cable	BROWN	1300.0	-	7	1700F

Connector Name	8202
Part Number	6131286C1
Instances	LT/RH - X15/A26 - Fog Lights Lamps:Diagram1
Mates	LT-RS_FOG_FRT-1012-03-03A

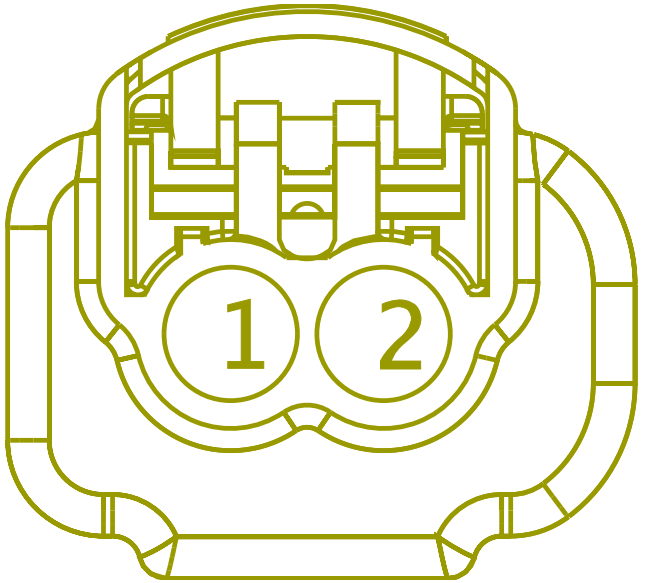

Name	Terminal Part Number	V-Min	Name	Wire Part Number	Wire CSA	Wire Spec	Wire Material description	Wire Color Description	Wire Length	End2 Terminal Part Number	End2 Pin Name	End2 Connect or
1	-	-	MD64B	3510336 R1	1.16	16.0	Thin Wall XLPE Primary Cable	YELLOW 2	3125.0	-	23	1700F
2	-	-	MD64-GB	3510360 R1	1.16	16.0	Thin Wall XLPE Primary Cable	WHITE	1280.0	-	-	-

Connector Name	8203
Part Number	3824986C1
Short Description	FOG LIGHT
Instances	LoneStar - X15/A26 - Front Fog Lamps:Diagram1
Mates	8203

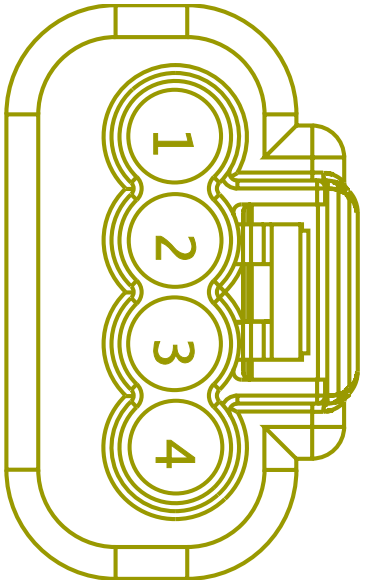

Name	Terminal Part Number	V-Min	Name	Wire Part Number	Wire CSA	Wire Spec	Wire Material description	Wire Color Description	Wire Length	End2 Terminal Part Number	End2 Pin Name	End2 Connect or
1	-	-	ME64A	2643684 R1	1.16	16.0	Std. Wall XLPE Primary Cable	YELLOW 2	3490.0	-	22	1700F
2	-	-	ME64-GA	2643681 R1	1.16	16.0	Std. Wall XLPE Primary Cable	WHITE	1015.0	-	-	-
3	-	-	ME64B	2643684 R1	1.16	16.0	Std. Wall XLPE Primary Cable	YELLOW 2	3490.0	-	23	1700F
4	-	-	ME64-GB	2643681 R1	1.16	16.0	Std. Wall XLPE Primary Cable	WHITE	1015.0	-	-	-

Connector Name	8203
Part Number	3825517C91
Short Description	FOG LIGHT
Instances	LoneStar - X15/A26 - Front Fog Lamps:Diagram1
Mates	8203

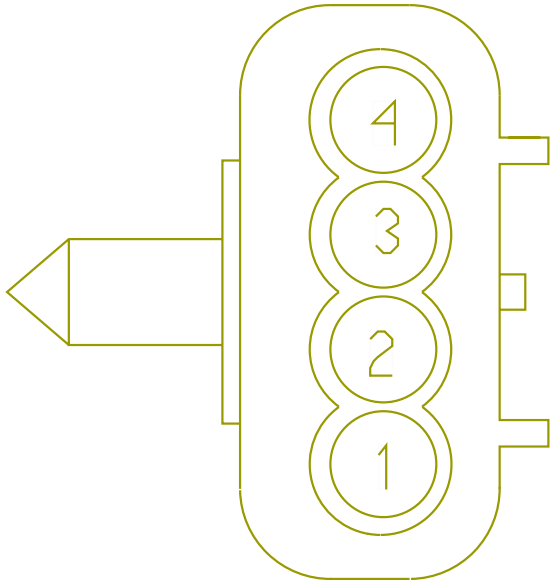

Name	Terminal Part Number	V-Min	Name	Wire Part Number	Wire CSA	Wire Spec	Wire Material description	Wire Color Description	Wire Length	End2 Terminal Part Number	End2 Pin Name	End2 Connect or
1	-	-	S64A	2643684 R1	1.16	16.0	Std. Wall XLPE Primary Cable	YELLOW 2	1081.0	-	A	P30-LS 5157
2	-	-	S64-GA	2643681 R1	1.16	16.0	Std. Wall XLPE Primary Cable	WHITE	1081.0	-	B	P30-LS 5157
3	-	-	S64B	2643684 R1	1.16	16.0	Std. Wall XLPE Primary Cable	YELLOW 2	2043.0	-	A	P30-LS-5156
4	-	-	S64-GB	2643681 R1	1.16	16.0	Std. Wall XLPE Primary Cable	WHITE	2043.0	-	B	P30-LS-5156

Connector Name	8203
Part Number	6131286C1
Instances	LT/RH - X15/A26 - Fog Lights Lamps:Diagram1
Mates	LT-LS_FOG_FRT-1012-03-03A

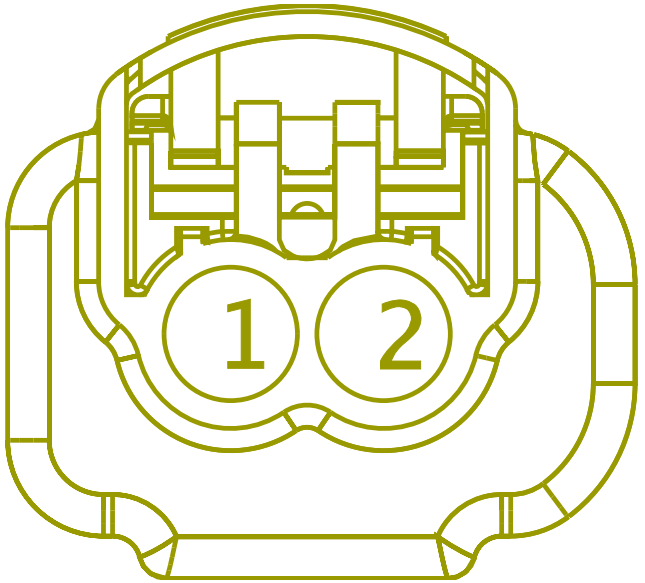

Name	Terminal Part Number	V-Min	Name	Wire Part Number	Wire CSA	Wire Spec	Wire Material description	Wire Color Description	Wire Length	End2 Terminal Part Number	End2 Pin Name	End2 Connect or
1	-	-	MD64A	3510336 R1	1.16	16.0	Thin Wall XLPE Primary Cable	YELLOW 2	2550.0	-	22	1700F
2	-	-	MD64-GA	3510360 R1	1.16	16.0	Thin Wall XLPE Primary Cable	WHITE	705.0	-	-	-

Connector Name	8303
Part Number	1661778C1
Short Description	ELECTRIC HORN
Instances	LoneStar - X15 - City Horn W/ 4PIN CLK W/O RKA:Diagram1-Combination1 LoneStar - X15 - City Horn W/ 4PIN CLK W/RKA:Diagram1-Combination1 LoneStar - X15 - City Horn W/ 10PIN CLK W/RKA:Diagram1-Combination1 LoneStar - X15 - City Horn W/ 10PIN CLK W/O RKA:Diagram1-Combination1 LT/RH - X15/A26 - City Horn W/ 4PIN CLK W/O RKA:Diagram1-Combination1 LT/RH - X15/A26 - City Horn W/ 4PIN CLK W/RKA:Diagram1-Combination1 LT/RH - X15/A26 - City Horn W/ 10PIN CLK W/RKA:Diagram1-Combination1 LT/RH - X15/A26 - City Horn W/ 10PIN CLK W/O RKA:Diagram1-Combination1
Mates	8310

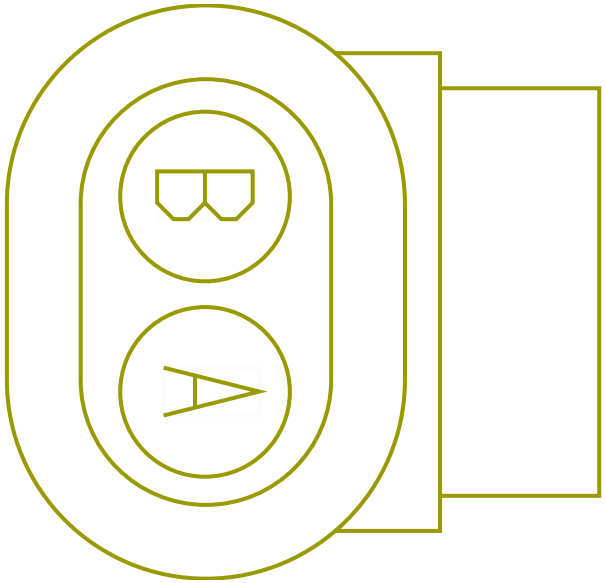

Name	Terminal Part Number	V-Min	Name	Wire Part Number	Wire CSA	Wire Spec	Wire Material description	Wire Color Description	Wire Length	End2 Terminal Part Number	End2 Pin Name	End2 Connector
A	-	-	MA85	2643680 R1	1.16	16.0	Std. Wall XLPE Primary Cable	GREY	2020.0	-	21	1700F
B	-	-	MA85-GA	2643681 R1	1.16	16.0	Std. Wall XLPE Primary Cable	WHITE	395.0	-	-	-

Connector Name	830
Part Number	1661201C1
Instances	Telematics J1708:Telematics J1708
Mates	MODU-CADEC_GPS-2035-09-02A

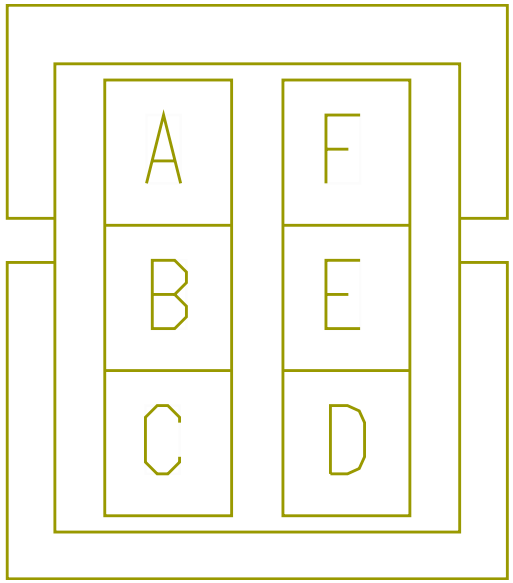

Name	Terminal Part Number	V-Min	Name	Wire Part Number	Wire CSA	Wire Spec	Wire Material description	Wire Color Description	Wire Length	End2 Terminal Part Number	End2 Pin Name	End2 Connect or
D	-	-	WIRE490303	-	0.0	-	-	-	0.0	-	E2	J5-1602
E	-	-	WIRE490310	-	0.0	-	-	-	0.0	-	E1	J5-1602

Connector Name	8310
Part Number	3543888C1
Short Description	SINGLE ELECTRIC HORN
Instances	LoneStar - X15 - City Horn W/ 4PIN CLK W/O RKA:Diagram1-Combination1 LoneStar - X15 - City Horn W/ 4PIN CLK W/RKA:Diagram1-Combination1 LoneStar - X15 - City Horn W/ 10PIN CLK W/RKA:Diagram1-Combination1 LoneStar - X15 - City Horn W/ 10PIN CLK W/O RKA:Diagram1-Combination1 LT/RH - X15/A26 - City Horn W/ 4PIN CLK W/O RKA:Diagram1-Combination1 LT/RH - X15/A26 - City Horn W/ 4PIN CLK W/RKA:Diagram1-Combination1 LT/RH - X15/A26 - City Horn W/ 10PIN CLK W/RKA:Diagram1-Combination1 LT/RH - X15/A26 - City Horn W/ 10PIN CLK W/O RKA:Diagram1-Combination1
Mates	8303

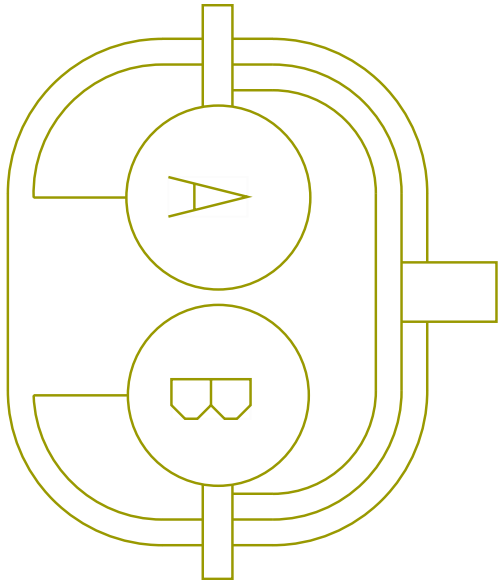

Name	Terminal Part Number	V-Min	Name	Wire Part Number	Wire CSA	Wire Spec	Wire Material description	Wire Color Description	Wire Length	End2 Terminal Part Number	End2 Pin Name	End2 Connector
A	-	-	M85J	2643680 R1	1.16	16.0	Std. Wall XLPE Primary Cable	GREY	800.0	-	A	P06-8311
A	-	-	M85J	2643680 R1	1.16	16.0	Std. Wall XLPE Primary Cable	GREY	800.0	-	A	P02-8311
B	-	-	M85-GC	2643681 R1	1.16	16.0	Std. Wall XLPE Primary Cable	WHITE	800.0	-	B	P06-8311
B	-	-	M85-GC	2643681 R1	1.16	16.0	Std. Wall XLPE Primary Cable	WHITE	800.0	-	B	P02-8311

Connector Name	8450A
Part Number	587567C91
Short Description	INTERCONNECT TO FORWARD CHASSIS HARNESS
Instances	LoneStar - X15 - Crank Inhibit with Hood Switch - with New BODY CONTROL MODULE Pin:Diagram2 LoneStar - X15 - Hood Switch:Diagram1 LT/RH - X15/A26 - Hood Switch:Diagram1 LT/RH - X15/A26 - with Hood Switch - with New BODY CONTROL MODULE Pin:Diagram1
Mates	8450A

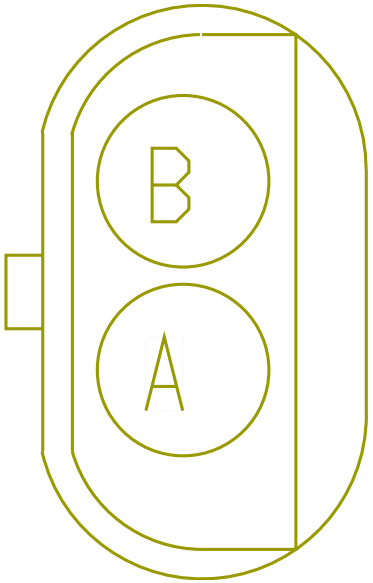

Name	Terminal Part Number	V-Min	Name	Wire Part Number	Wire CSA	Wire Spec	Wire Material description	Wire Color Description	Wire Length	End2 Terminal Part Number	End2 Pin Name	End2 Connect or
A	-	-	U97H	2643718 R1	0.79	18.0	Std. Wall XLPE Primary Cable	VIOLET	1040.0	-	A	P05-845 0B
A	-	-	U97H	2643718 R1	0.79	18.0	Std. Wall XLPE Primary Cable	VIOLET	1040.0	-	A	P01-845 0B
B	-	-	U97J	2643718 R1	0.79	18.0	Std. Wall XLPE Primary Cable	VIOLET	1040.0	-	B	P05-845 0B
B	-	-	U97J	2643718 R1	0.79	18.0	Std. Wall XLPE Primary Cable	VIOLET	1040.0	-	B	P01-845 0B

Connector Name	8450A
Part Number	587568C91
Short Description	START/STOP HOOD SWITCH
Instances	LoneStar - X15 - Crank Inhibit with Hood Switch - with New BODY CONTROL MODULE Pin:Diagram2 LoneStar - X15 - Hood Switch:Diagram1 LT/RH - X15/A26 - Hood Switch:Diagram1 LT/RH - X15/A26 - with Hood Switch - with New BODY CONTROL MODULE Pin:Diagram1
Mates	8450A

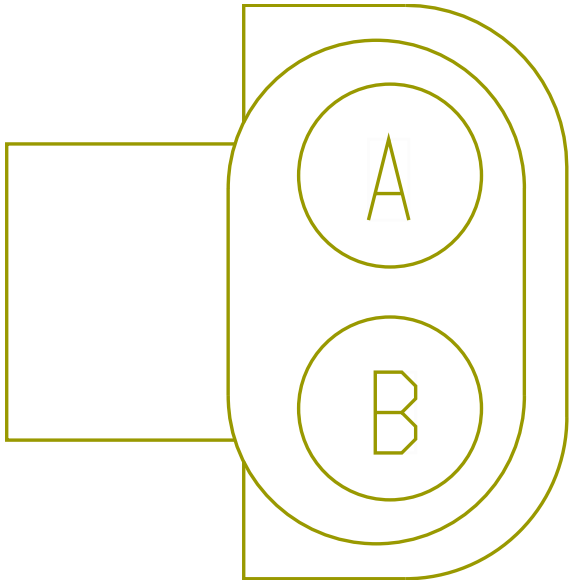

Name	Terminal Part Number	V-Min	Name	Wire Part Number	Wire CSA	Wire Spec	Wire Material description	Wire Color Description	Wire Length	End2 Terminal Part Number	End2 Pin Name	End2 Connect or
A	-	-	PV97H	2643718 R1	0.79	18.0	Std. Wall XLPE Primary Cable	VIOLET	3050.0	-	43	1700F
B	-	-	PV97J	2643718 R1	0.79	18.0	Std. Wall XLPE Primary Cable	VIOLET	3050.0	-	44	1700F

Connector Name	8800
Part Number	3551896C1
Instances	LT/RH/LoneStar - X15/A26 - Forward Chassis Ground Splice Packs - 8800:Diagram1 LT/RH/LoneStar - X15/A26 - Forward Chassis Ground Splice Packs - 8800:Diagram2
Mates	SP-0003-00-10-M0A



Name	Terminal Part Number	V-Min	Name	Wire Part Number	Wire CSA	Wire Spec	Wire Material description	Wire Color Description	Wire Length	End2 Terminal Part Number	End2 Pin Name	End2 Connect or
A	-	-	MA11-GD	2643787 R1	3.01	12.0	Std. Wall XLPE Primary Cable	WHITE	205.0	-	X	-
B	-	-	MD64-GA	3510360 R1	1.16	16.0	Thin Wall XLPE Primary Cable	WHITE	705.0	-	-	-
B	-	-	ME64-GA	2643681 R1	1.16	16.0	Std. Wall XLPE Primary Cable	WHITE	1015.0	-	-	-
C	-	-	MD64-GB	3510360 R1	1.16	16.0	Thin Wall XLPE Primary Cable	WHITE	1280.0	-	-	-

Name	Terminal Part Number	V-Min	Name	Wire Part Number	Wire CSA	Wire Spec	Wire Material description	Wire Color Description	Wire Length	End2 Terminal Part Number	End2 Pin Name	End2 Connector
C	-	-	ME64-GB	2643681 R1	1.16	16.0	Std. Wall XLPE Primary Cable	WHITE	1015.0	-	-	-
D	-	-	MK19-GA	2643689 R1	1.91	14.0	Std. Wall XLPE Primary Cable	WHITE	1140.0	-	-	-
D	-	-	MH19-GA	2643689 R1	1.91	14.0	Std. Wall XLPE Primary Cable	WHITE	2425.0	-	-	-
E	-	-	MJ54-GA	2643681 R1	1.16	16.0	Std. Wall XLPE Primary Cable	WHITE	1970.0	-	-	-
E	-	-	PN78-G	2643681 R1	1.16	16.0	Std. Wall XLPE Primary Cable	WHITE	180.0	-	-	-
F	-	-	MA85-GA	2643681 R1	1.16	16.0	Std. Wall XLPE Primary Cable	WHITE	395.0	-	-	-

Connector Name	8803
Part Number	3551896C1
Instances	LT/RH/LoneStar - X15/A26 - Center Chassis Ground Splice Packs - 8803 & 8804:Diagram1
Mates	SP-0003-00-10-N0A



Name	Terminal Part Number	V-Min	Name	Wire Part Number	Wire CSA	Wire Spec	Wire Material description	Wire Color Description	Wire Length	End2 Terminal Part Number	End2 Pin Name	End2 Connect or
A	-	-	NA11-GA	3510363 R1	4.81	10.0	Thin Wall XLPE Primary Cable	WHITE	1550.0	-	1	4006
A	-	-	PB11-GA	3510363 R1	4.81	10.0	Thin Wall XLPE Primary Cable	WHITE	1550.0	-	1	4006
B	-	-	NA10-G	3510362 R1	3.01	12.0	Thin Wall XLPE Primary Cable	WHITE	2335.0	-	-	-
C	-	-	PB68D	3510360 R1	1.16	16.0	Thin Wall XLPE Primary Cable	WHITE	800.0	-	-	-

Name	Terminal Part Number	V-Min	Name	Wire Part Number	Wire CSA	Wire Spec	Wire Material description	Wire Color Description	Wire Length	End2 Terminal Part Number	End2 Pin Name	End2 Connector
D	-	-	GD39-GA	2643681 R1	1.16	16.0	Std. Wall XLPE Primary Cable	WHITE	1685.0	-	-	-
D	-	-	LG112-GD	3510360 R1	1.16	16.0	Thin Wall XLPE Primary Cable	WHITE	1510.0	-	-	-
D	-	-	GF39-GA	2643681 R1	1.16	16.0	Std. Wall XLPE Primary Cable	WHITE	3215.0	-	-	-
E	-	-	GA39-G	2643681 R1	1.16	16.0	Std. Wall XLPE Primary Cable	WHITE	1510.0	-	-	-
E	-	-	GB39-G	2643681 R1	1.16	16.0	Std. Wall XLPE Primary Cable	WHITE	1635.0	-	-	-
F	-	-	RE39-G	2643674 R1	0.79	18.0	Std. Wall XLPE Primary Cable	WHITE	200.0	-	-	-

Connector Name	8804
Part Number	3551896C1
Instances	LT/RH/LoneStar - X15/A26 - Center Chassis Ground Splice Packs - 8803 & 8804:Diagram1
Mates	SP-0003-00-10-N0B



Name	Terminal Part Number	V-Min	Name	Wire Part Number	Wire CSA	Wire Spec	Wire Material description	Wire Color Description	Wire Length	End2 Terminal Part Number	End2 Pin Name	End2 Connect or
A	-	-	NA11-GB	3510363 R1	4.81	10.0	Thin Wall XLPE Primary Cable	WHITE	1700.0	-	1	4006
A	-	-	PB11-GB	3510363 R1	4.81	10.0	Thin Wall XLPE Primary Cable	WHITE	1700.0	-	1	4006
B	-	-	CC59-G	2643689 R1	1.91	14.0	Std. Wall XLPE Primary Cable	WHITE	2310.0	-	-	-
B	-	-	CE59-G	2643689 R1	1.91	14.0	Std. Wall XLPE Primary Cable	WHITE	2260.0	-	-	-

Name	Terminal Part Number	V-Min	Name	Wire Part Number	Wire CSA	Wire Spec	Wire Material description	Wire Color Description	Wire Length	End2 Terminal Part Number	End2 Pin Name	End2 Connector
B	-	-	CA59-G	2643689 R1	1.91	14.0	Std. Wall XLPE Primary Cable	WHITE	1685.0	-	-	-
B	-	-	CB59-G	2643689 R1	1.91	14.0	Std. Wall XLPE Primary Cable	WHITE	2985.0	-	-	-
B	-	-	CD59-G	2643689 R1	1.91	14.0	Std. Wall XLPE Primary Cable	WHITE	1445.0	-	-	-
C	-	-	SZ59-GA	2643689 R1	1.91	14.0	Std. Wall XLPE Primary Cable	WHITE	1435.0	-	-	-
C	-	-	SW59-GA	2643689 R1	1.91	14.0	Std. Wall XLPE Primary Cable	WHITE	1935.0	-	-	-
C	-	-	SX59-GA	2643680 R1	1.16	16.0	Std. Wall XLPE Primary Cable	GREY	2985.0	-	-	-
C	-	-	SV59-GA	2643689 R1	1.91	14.0	Std. Wall XLPE Primary Cable	WHITE	2160.0	-	-	-
C	-	-	SY59-GA	2643689 R1	1.91	14.0	Std. Wall XLPE Primary Cable	WHITE	2210.0	-	-	-

Name	Terminal Part Number	V-Min	Name	Wire Part Number	Wire CSA	Wire Spec	Wire Material description	Wire Color Description	Wire Length	End2 Terminal Part Number	End2 Pin Name	End2 Connector
D	-	-	NT49-G	2643674 R1	0.79	18.0	Std. Wall XLPE Primary Cable	WHITE	2185.0	-	-	-
E	-	-	NV65-G	2643681 R1	1.16	16.0	Std. Wall XLPE Primary Cable	WHITE	1440.0	-	-	-
F	-	-	NX65-GA	2643689 R1	1.91	14.0	Std. Wall XLPE Primary Cable	WHITE	1985.0	-	-	-
F	-	-	PV11-GBB	3510362 R1	3.01	12.0	Thin Wall XLPE Primary Cable	WHITE	2185.0	-	-	-
F	-	-	PU11-GBB	3510362 R1	3.01	12.0	Thin Wall XLPE Primary Cable	WHITE	1460.0	-	-	-
F	-	-	NY65-GA	2643689 R1	1.91	14.0	Std. Wall XLPE Primary Cable	WHITE	100.0	-	-	-

Connector Name	8903
Part Number	6111813C1
Instances	Fusion Private J1939:Fusion Private J1939 Powertrain J1939 (500Kbps) Eaton Ultrashift+ Transmission X15:Powertrain J1939 (500kbps) Eaton Ultrashift+ X15 Powertrain J1939 (500Kbps) Endurant Transmission X15:Powertrain J1939 (500kbps) Endurant Transmission X15 Powertrain J1939 (500Kbps) Manual Transmission X15:Powertrain Standard J1939 (500kbps) Manual Transmission X15 Powertrain J1939 (500Kbps) TC10 Transmission X15:Powertrain J1939 (500kbps) TC10 Transmission X15
Mates	SNSR-BENDIX_FUSION_FLR_21- 3020-02-01A

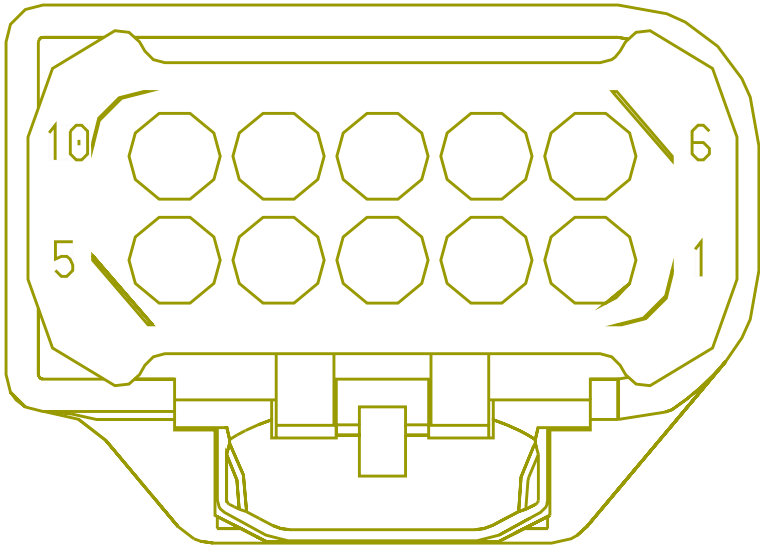

Name	Terminal Part Number	V-Min	Name	Wire Part Number	Wire CSA	Wire Spec	Wire Material description	Wire Color Description	Wire Length	End2 Terminal Part Number	End2 Pin Name	End2 Connector
1	-	-	WIRE223914	-	0.0	-	-	-	0.0	-	PIN1	-
2	-	-	WIRE234452	-	0.0	-	-	-	0.0	-	45	1700F
6	-	-	WIRE223915	-	0.0	-	-	-	0.0	-	PIN1	-
7	-	-	WIRE234453	-	0.0	-	-	-	0.0	-	46	1700F

Connector Name	8903
Part Number	6111813C1
Instances	Powertrain J1939 (500Kbps) A26:Powertrain Standard J1939 (500Kbps) 2021 A26 Engine
Mates	SNSR-BENDIX_RADR-3000-03-0 1A

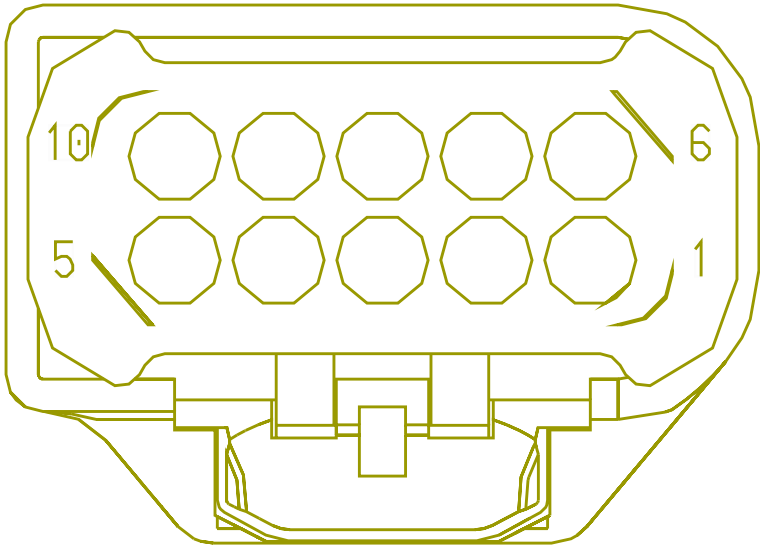

Name	Terminal Part Number	V-Min	Name	Wire Part Number	Wire CSA	Wire Spec	Wire Material description	Wire Color Description	Wire Length	End2 Terminal Part Number	End2 Pin Name	End2 Connect or
1	-	-	WIRE223914	-	0.0	-	-	-	0.0	-	PIN1	-
6	-	-	WIRE223915	-	0.0	-	-	-	0.0	-	PIN1	-

Connector Name	8904
Part Number	3852527C1
Instances	Powertrain J1939 (500Kbps) A26:Powertrain Standard J1939 (500Kbps) 2021 A26 Engine
Mates	SNSR-WABCO-RADR-3000-04-01 A-M01-8904

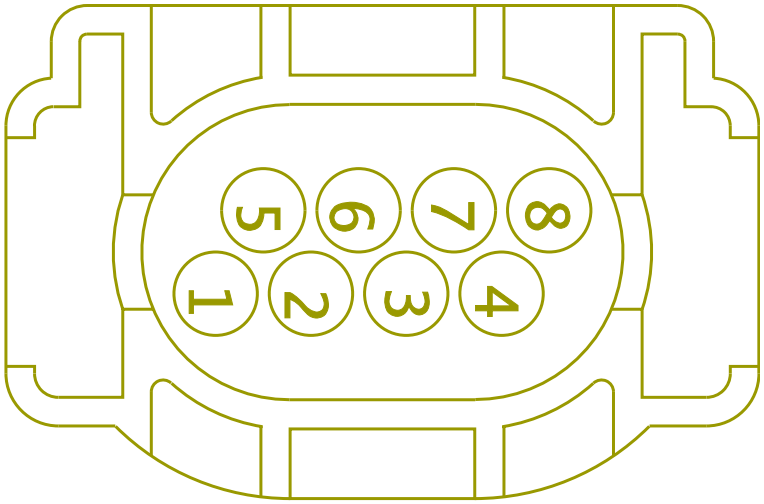

Name	Terminal Part Number	V-Min	Name	Wire Part Number	Wire CSA	Wire Spec	Wire Material description	Wire Color Description	Wire Length	End2 Terminal Part Number	End2 Pin Name	End2 Connector
3	-	-	WIRE223908	-	0.0	-	-	-	0.0	-	PIN1	-
6	-	-	WIRE223909	-	0.0	-	-	-	0.0	-	PIN1	-

Connector Name	8904
Part Number	3852527C1
Instances	Powertrain J1939 (500Kbps) Eaton Ultrashift+ Transmission X15:Powertrain J1939 (500kbps) Eaton Ultrashift+ X15 Powertrain J1939 (500Kbps) Endurant Transmission X15:Powertrain J1939 (500kbps) Endurant Transmission X15 Powertrain J1939 (500Kbps) Manual Transmission X15:Powertrain Standard J1939 (500kbps) Manual Transmission X15 Powertrain J1939 (500Kbps) TC10 Transmission X15:Powertrain J1939 (500kbps) TC10 Transmission X15
Mates	SNSR-WABCO-RADR-3000-04-01 A-M01-8904

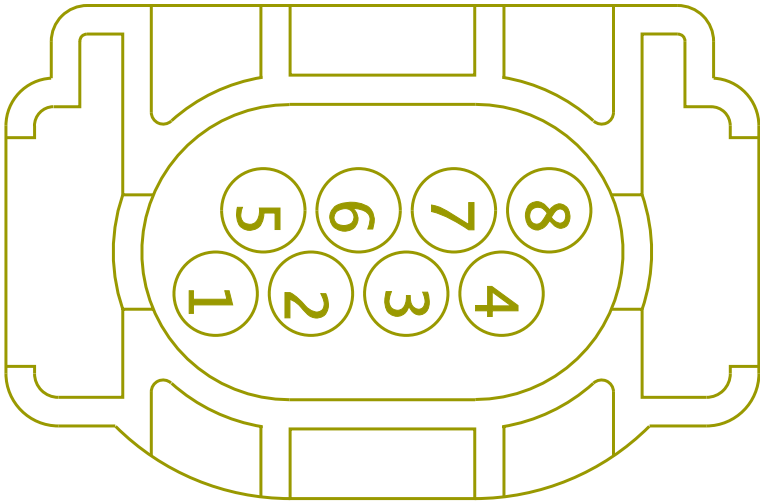

Name	Terminal Part Number	V-Min	Name	Wire Part Number	Wire CSA	Wire Spec	Wire Material description	Wire Color Description	Wire Length	End2 Terminal Part Number	End2 Pin Name	End2 Connect or
3	-	-	WIRE223908	-	0.0	-	-	-	0.0	-	PIN1	-
6	-	-	WIRE223909	-	0.0	-	-	-	0.0	-	PIN1	-

Connector Name	8956
Part Number	3683465C1
Instances	Powertrain J1939 (500Kbps) A26:Powertrain Standard J1939 (500Kbps) 2021 A26 Engine
Mates	DEV10126

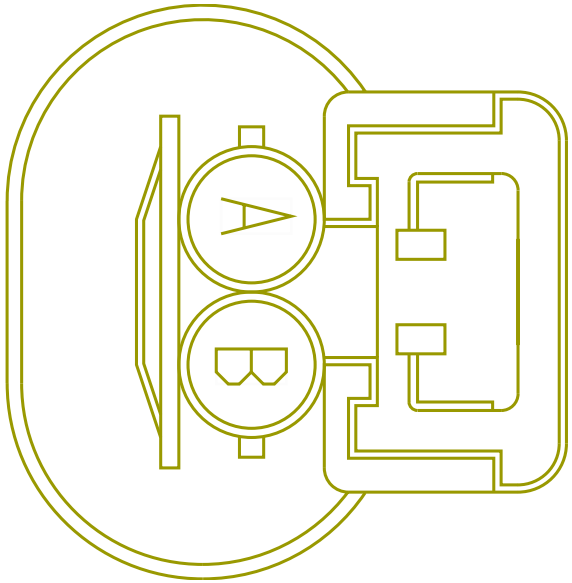

Name	Terminal Part Number	V-Min	Name	Wire Part Number	Wire CSA	Wire Spec	Wire Material description	Wire Color Description	Wire Length	End2 Terminal Part Number	End2 Pin Name	End2 Connect or
A	-	-	WIRE223910	-	0.0	-	-	-	0.0	-	PIN1	-
B	-	-	WIRE223911	-	0.0	-	-	-	0.0	-	PIN1	-

Connector Name	8956
Part Number	3683465C1
Instances	Powertrain J1939 (500Kbps) Eaton Ultrashift+ Transmission X15:Powertrain J1939 (500kbps) Eaton Ultrashift+ X15 Powertrain J1939 (500Kbps) Endurant Transmission X15:Powertrain J1939 (500kbps) Endurant Transmission X15 Powertrain J1939 (500Kbps) Manual Transmission X15:Powertrain Standard J1939 (500kbps) Manual Transmission X15 Powertrain J1939 (500Kbps) TC10 Transmission X15:Powertrain J1939 (500kbps) TC10 Transmission X15
Mates	RES-TERMINATING-POWERTRAIN -500K-0002-00-02A

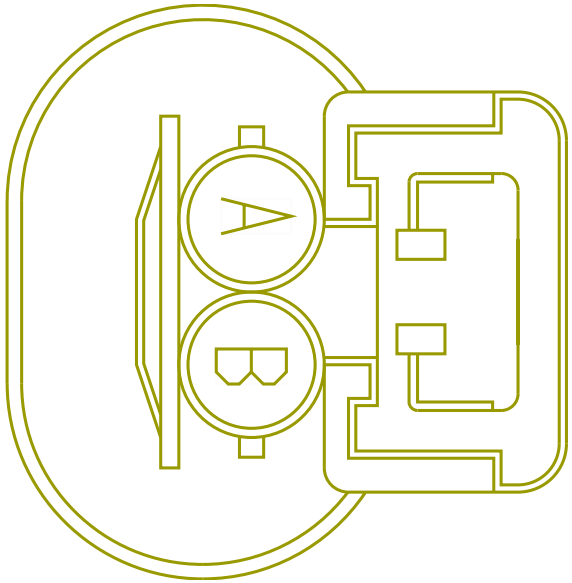

Name	Terminal Part Number	V-Min	Name	Wire Part Number	Wire CSA	Wire Spec	Wire Material description	Wire Color Description	Wire Length	End2 Terminal Part Number	End2 Pin Name	End2 Connect or
A	-	-	WIRE223910	-	0.0	-	-	-	0.0	-	PIN1	-
B	-	-	WIRE223911	-	0.0	-	-	-	0.0	-	PIN1	-

Connector Name	8958
Part Number	3683465C1
Instances	Body J1939 (250Kbps) Splice Pack 1024:Body J1939 (250Kbps) Body J1939 (250Kbps) Splice Pack 1025:Body J1939 (250Kbps) Body J1939 (250Kbps) Splice Pack 1029:Body J1939 (250Kbps) Body J1939 (250Kbps) W/ 3 Splice Packs:Body J1939 (250Kbps)
Mates	TERMINATING RESISTOR

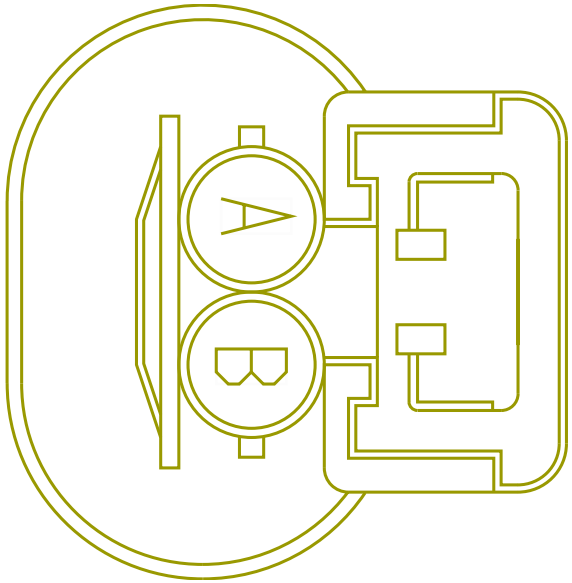

Name	Terminal Part Number	V-Min	Name	Wire Part Number	Wire CSA	Wire Spec	Wire Material description	Wire Color Description	Wire Length	End2 Terminal Part Number	End2 Pin Name	End2 Connector
A	-	-	WIRE489904	-	0.0	-	-	-	0.0	-	X	-
A	-	-	WIRE489845	-	0.0	-	-	-	0.0	-	X	-
A	-	-	WIRE490012	-	0.0	-	-	-	0.0	-	X	-
A	-	-	WIRE490100	-	0.0	-	-	-	0.0	-	X	-
B	-	-	WIRE489905	-	0.0	-	-	-	0.0	-	PIN1	-
B	-	-	WIRE489846	-	0.0	-	-	-	0.0	-	PIN1	-
B	-	-	WIRE490013	-	0.0	-	-	-	0.0	-	PIN1	-
B	-	-	WIRE490101	-	0.0	-	-	-	0.0	-	PIN1	-

Connector Name	8993F
Part Number	3823761C1
Instances	Body J1939 (250Kbps) Splice Pack 1024:Body J1939 (250Kbps) Body J1939 (250Kbps) Splice Pack 1025:Body J1939 (250Kbps) Body J1939 (250Kbps) Splice Pack 1029:Body J1939 (250Kbps) Body J1939 (250Kbps) W/ 3 Splice Packs:Body J1939 (250Kbps)
Mates	MODU-TPMS-3032-01-10A

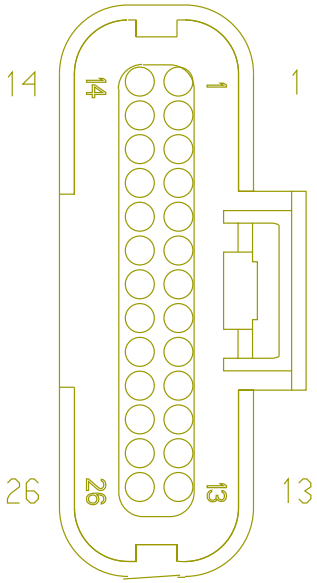

Name	Terminal Part Number	V-Min	Name	Wire Part Number	Wire CSA	Wire Spec	Wire Material description	Wire Color Description	Wire Length	End2 Terminal Part Number	End2 Pin Name	End2 Connect or
11	-	-	WIRE489921	-	0.0	-	-	-	0.0	-	PIN1	-
11	-	-	WIRE489843	-	0.0	-	-	-	0.0	-	X	-
11	-	-	WIRE490015	-	0.0	-	-	-	0.0	-	PIN1	-
11	-	-	WIRE490103	-	0.0	-	-	-	0.0	-	PIN1	-
12	-	-	WIRE489920	-	0.0	-	-	-	0.0	-	X	-
12	-	-	WIRE489844	-	0.0	-	-	-	0.0	-	PIN1	-
12	-	-	WIRE490014	-	0.0	-	-	-	0.0	-	X	-
12	-	-	WIRE490102	-	0.0	-	-	-	0.0	-	X	-

Connector Name	9200A
Part Number	3586750C1
Instances	LT A26/X15 Hadley Smart Valve - 14WCS:Diagram1
Mates	9200A_

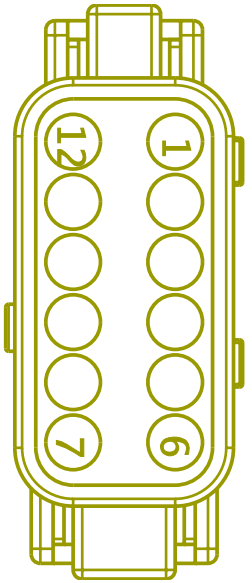

Name	Terminal Part Number	V-Min	Name	Wire Part Number	Wire CSA	Wire Spec	Wire Material description	Wire Color Description	Wire Length	End2 Terminal Part Number	End2 Pin Name	End2 Connect or
1	-	-	YZ12A	3510341 R1	0.79	18.0	Thin Wall XLPE Primary Cable	LIGHT BLUE	0.0	-	5	9960F
3	-	-	WD61D	2643673 R1	0.79	18.0	Std. Wall XLPE Primary Cable	GREY	0.0	-	-	-
5	-	-	WD61A	2643673 R1	0.79	18.0	Std. Wall XLPE Primary Cable	GREY	0.0	-	11	1701F
6	-	-	WE5X(+)	-	0.0	-	-	-	0.0	-	61	1701F
7	-	-	WE5X(-)	-	0.0	-	-	-	0.0	-	62	1701F
8	-	-	YZ61E	3510311 R1	0.79	18.0	Thin Wall XLPE Primary Cable	GREY	0.0	-	6	9960F

Name	Terminal Part Number	V-Min	Name	Wire Part Number	Wire CSA	Wire Spec	Wire Material description	Wire Color Description	Wire Length	End2 Terminal Part Number	End2 Pin Name	End2 Connector
10	-	-	WD61C	2643673 R1	0.79	18.0	Std. Wall XLPE Primary Cable	GREY	0.0	-	-	-
11	-	-	WD12B	2643805 R1	0.79	18.0	Std. Wall XLPE Primary Cable	LIGHT BLUE	0.0	-	44	1701F
12	-	-	WD10A	2643674 R1	0.79	18.0	Std. Wall XLPE Primary Cable	WHITE	0.0	-	51	1701F

Connector Name	9200A
Part Number	3586750C1
Instances	LT A26/X15 Hadley Smart Valve - 14WCS:Diagram1
Mates	Hadley Smart Valve

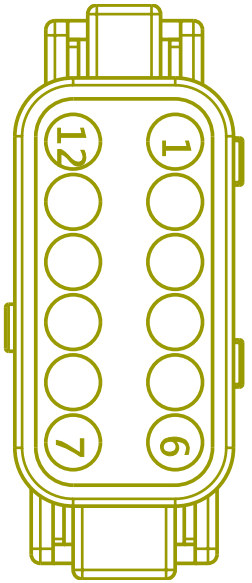

Name	Terminal Part Number	V-Min	Name	Wire Part Number	Wire CSA	Wire Spec	Wire Material description	Wire Color Description	Wire Length	End2 Terminal Part Number	End2 Pin Name	End2 Connect or
1	-	-	TP14WA	2643759 R1	0.79	18.0	Std. Wall XLPE Primary Cable	RED	0.0	-	-	-
2	-	-	TP13WA	2643794 R1	0.79	18.0	Std. Wall XLPE Primary Cable	PINK	0.0	-	-	-
3	-	-	TP12WB	2643805 R1	0.79	18.0	Std. Wall XLPE Primary Cable	LIGHT BLUE	0.0	-	44	1701
4	-	-	TP61WA	2643673 R1	0.79	18.0	Std. Wall XLPE Primary Cable	GREY	0.0	-	11	1701

Name	Terminal Part Number	V-Min	Name	Wire Part Number	Wire CSA	Wire Spec	Wire Material description	Wire Color Description	Wire Length	End2 Terminal Part Number	End2 Pin Name	End2 Connect or
5	-	-	TP61WE	2643673 R1	0.79	18.0	Std. Wall XLPE Primary Cable	GREY	0.0	-	50	1700
6	-	-	TP12WA	2643805 R1	0.79	18.0	Std. Wall XLPE Primary Cable	LIGHT BLUE	0.0	-	49	1700
10	-	-	TP61WB	2643673 R1	0.79	18.0	Std. Wall XLPE Primary Cable	GREY	0.0	-	4	1132A
11	-	-	TP61WF	2643673 R1	0.79	18.0	Std. Wall XLPE Primary Cable	GREY	0.0	-	7	1132B
12	-	-	TP10WB	2643674 R1	0.79	18.0	Std. Wall XLPE Primary Cable	WHITE	0.0	-	PIN1	-

Connector Name	9200B
Part Number	3553404C1
Instances	LT A26/X15 Hadley Smart Valve - 14WCS:Diagram1
Mates	Smart Valve Connector

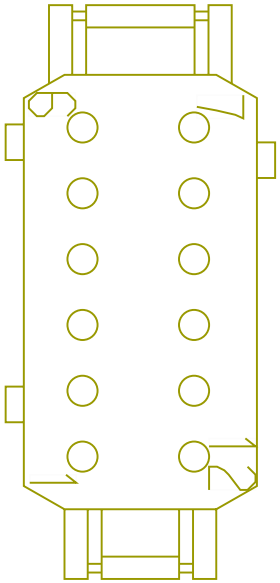

Name	Terminal Part Number	V-Min	Name	Wire Part Number	Wire CSA	Wire Spec	Wire Material description	Wire Color Description	Wire Length	End2 Terminal Part Number	End2 Pin Name	End2 Connector
1	-	-	WD12A	2643805 R1	0.79	18.0	Std. Wall XLPE Primary Cable	LIGHT BLUE	0.0	-	1	9200A_
3	-	-	WD61D	2643673 R1	0.79	18.0	Std. Wall XLPE Primary Cable	GREY	0.0	-	3	9200A_
5	-	-	WD61AC	2643673 R1	0.79	18.0	Std. Wall XLPE Primary Cable	GREY	0.0	-	PIN1	-
6	-	-	WE5XC(+)	-	0.0	-	-	-	0.0	-	PIN1	-
7	-	-	WE5XC(-)	-	0.0	-	-	-	0.0	-	PIN1	-
8	-	-	WD61EC	2643673 R1	0.79	18.0	Std. Wall XLPE Primary Cable	GREY	0.0	-	PIN1	-

Name	Terminal Part Number	V-Min	Name	Wire Part Number	Wire CSA	Wire Spec	Wire Material description	Wire Color Description	Wire Length	End2 Terminal Part Number	End2 Pin Name	End2 Connector
10	-	-	WD61C	2643673 R1	0.79	18.0	Std. Wall XLPE Primary Cable	GREY	0.0	-	10	9200A_
11	-	-	WD12B	2643805 R1	0.79	18.0	Std. Wall XLPE Primary Cable	LIGHT BLUE	0.0	-	-	-
12	-	-	WD10AC	2643674 R1	0.79	18.0	Std. Wall XLPE Primary Cable	WHITE	0.0	-	PIN1	-

Connector Name	9255
Part Number	1667639C1
Instances	LT/RH/LoneStar - X15/A26 - Rear HVAC (No Idle) W/ Pre-Heat (Bergstrom Heat and Cool w/ Condensation) 2 SWITCHES Option 1:Diagram1 - Powers, Grounds & Controls LT/RH/LoneStar - X15/A26 - Rear HVAC (No Idle) W/ Pre-Heat (Bergstrom Heat and Cool w/ Condensation) 2 SWITCHES Option 2:Diagram1 - Powers, Grounds & Controls LT/RH/LoneStar - X15/A26 - Rear HVAC (No Idle) W/ Pre-Heat (Bergstrom Heat and Cool w/ Condensation) 4 SWITCHES Option 1:Diagram1 - Powers, Grounds & Controls LT/RH/LoneStar - X15/A26 - Rear HVAC (No Idle) W/ Pre-Heat (Bergstrom Heat and Cool w/ Condensation) 4 SWITCHES Option 2:Diagram1 - Powers, Grounds & Controls
Mates	DEV-10A_INLINE_FUSE_HOLDER -6002-11-01A

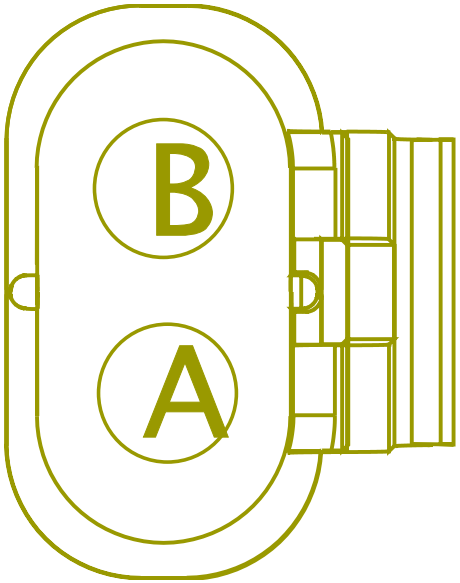

Name	Terminal Part Number	V-Min	Name	Wire Part Number	Wire CSA	Wire Spec	Wire Material description	Wire Color Description	Wire Length	End2 Terminal Part Number	End2 Pin Name	End2 Connect or
A	-	-	N104AZ	2643695 R1	3.01	12.0	Std. Wall XLPE Primary Cable	RED	210.0	-	A	J4
B	-	-	N104BB	2643695 R1	3.01	12.0	Std. Wall XLPE Primary Cable	RED	200.0	-	A	100PB1

Connector Name	9260
Part Number	2241337C1
Instances	LT/RH/LoneStar X15 - Powertrain Ground Splice Packs - 6704 & 6704A:Diagram1
Mates	Battery Negative

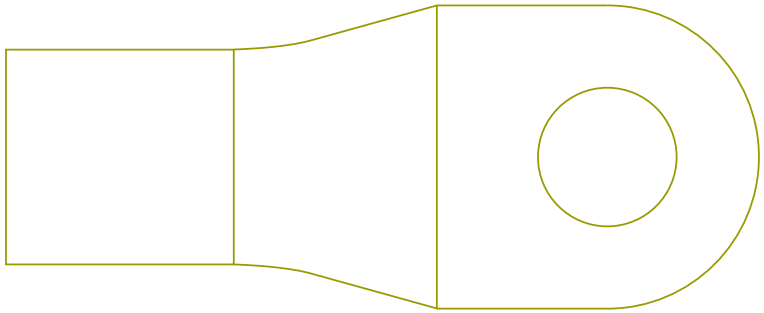

Name	Terminal Part Number	V-Min	Name	Wire Part Number	Wire CSA	Wire Spec	Wire Material description	Wire Color Description	Wire Length	End2 Terminal Part Number	End2 Pin Name	End2 Connect or
A	-	-	KA10-H	2644025 R1	18.94	4.0	Std. Wall XLPE Battery Cable	WHITE	1530.0	-	X	-
A	-	-	KX10-H	2644025 R1	18.94	4.0	Std. Wall XLPE Battery Cable	WHITE	0.0	-	X	-

Connector Name	9303
Part Number	3612305C1
Short Description	4X2 STOP TAIL AND TURN
Instances	LT/RH A26 - Back-Up Alarm (Manual) and UltraShift+:Diagram3 LT/RH A26 - Back-Up Alarm (Manual) and UltraShift+:Diagram4 LT/RH A26 - Back-Up Alarm (Manual) and UltraShift+:Diagram7 LT/RH A26 - Back-Up Alarm (Manual) and UltraShift+:Diagram8 LT/RH/LoneStar X15 - Back-Up Alarm (Manual) and UltraShift +:Diagram3 LT/RH/LoneStar X15 - Back-Up Alarm (Manual) and UltraShift +:Diagram4
Mates	9303



Name	Terminal Part Number	V-Min	Name	Wire Part Number	Wire CSA	Wire Spec	Wire Material description	Wire Color Description	Wire Length	End2 Terminal Part Number	End2 Pin Name	End2 Connect or
1	-	-	RA71BA	3510320 R1	3.01	12.0	Thin Wall XLPE Primary Cable	ORANGE	3120.0	-	1	9800M
1	-	-	SA71BA	3510320 R1	3.01	12.0	Thin Wall XLPE Primary Cable	ORANGE	3820.0	-	1	9800M
5	-	-	RA10-G	3510362 R1	3.01	12.0	Thin Wall XLPE Primary Cable	WHITE	3120.0	-	5	9800M
5	-	-	SA10-G	3510362 R1	3.01	12.0	Thin Wall XLPE Primary Cable	WHITE	3820.0	-	5	9800M

Connector Name	9303
Part Number	3612306C1
Short Description	STOP, TAIL AND TURN
Instances	LT/RH A26 - Back-Up Alarm (Manual) and UltraShift+:Diagram3 LT/RH A26 - Back-Up Alarm (Manual) and UltraShift+:Diagram4 LT/RH A26 - Back-Up Alarm (Manual) and UltraShift+:Diagram7 LT/RH A26 - Back-Up Alarm (Manual) and UltraShift+:Diagram8 LT/RH/LoneStar X15 - Back-Up Alarm (Manual) and UltraShift +:Diagram3 LT/RH/LoneStar X15 - Back-Up Alarm (Manual) and UltraShift +:Diagram4
Mates	9303

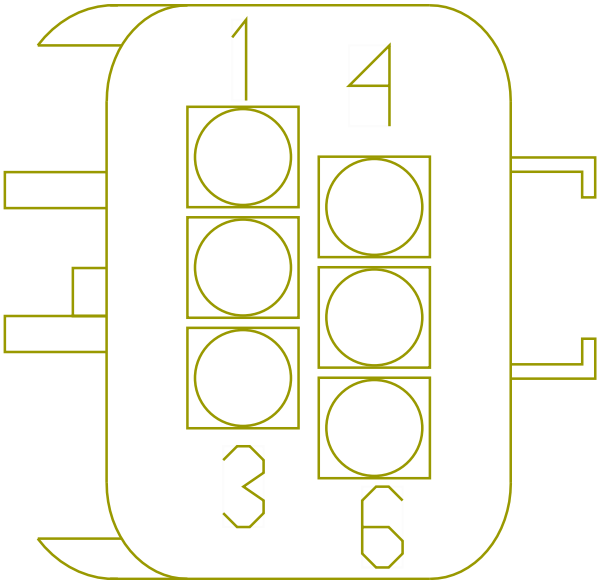

Name	Terminal Part Number	V-Min	Name	Wire Part Number	Wire CSA	Wire Spec	Wire Material description	Wire Color Description	Wire Length	End2 Terminal Part Number	End2 Pin Name	End2 Connect or
1	-	-	71BA	2643690 R1	1.91	14.0	Std. Wall XLPE Primary Cable	ORANGE	100.0	-	X	-
5	-	-	10-G	2643787 R1	3.01	12.0	Std. Wall XLPE Primary Cable	WHITE	200.0	-	X	-

Connector Name	9510F
Part Number	1667741C1
Short Description	ABS-6 PRESSURE SENSOR
Instances	LT/RH - X15/A26 - Bendix; Tractor or Towing Truck; W/ Air SUSP; J1939 Driven Lamp:Diagram1 LT/RH - X15/A26 - Bendix; Tractor or Towing Truck; W/ Air SUSP; J1939 Driven Lamp:Diagram2
Mates	9510M

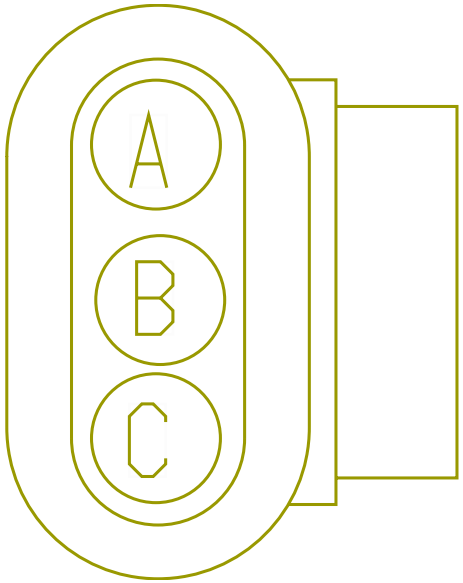

Name	Terminal Part Number	V-Min	Name	Wire Part Number	Wire CSA	Wire Spec	Wire Material description	Wire Color Description	Wire Length	End2 Terminal Part Number	End2 Pin Name	End2 Connector
A	-	-	PM94SZC	2643680 R1	1.16	16.0	Std. Wall XLPE Primary Cable	GREY	3235.0	-	63	1701F
B	-	-	PM94SVC	2643680 R1	1.16	16.0	Std. Wall XLPE Primary Cable	GREY	3235.0	-	75	1701F
C	-	-	PM94SH	2643680 R1	1.16	16.0	Std. Wall XLPE Primary Cable	GREY	3235.0	-	76	1701F

Connector Name	9510M
Part Number	1667740C1
Short Description	ABS-6 PRESSURE SENSOR
Instances	LT/RH - X15/A26 - Bendix; Tractor or Towing Truck; W/ Air SUSP; J1939 Driven Lamp:Diagram1 LT/RH - X15/A26 - Bendix; Tractor or Towing Truck; W/ Air SUSP; J1939 Driven Lamp:Diagram2
Mates	9510F

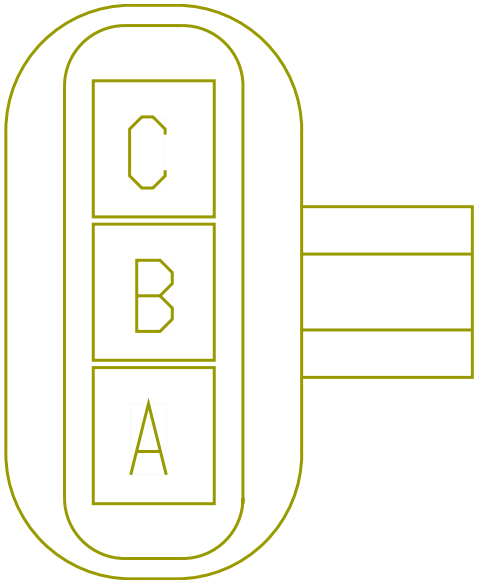

Name	Terminal Part Number	V-Min	Name	Wire Part Number	Wire CSA	Wire Spec	Wire Material description	Wire Color Description	Wire Length	End2 Terminal Part Number	End2 Pin Name	End2 Connect or
A	-	-	SJ94SZC	2643673 R1	0.79	18.0	Std. Wall XLPE Primary Cable	GREY	3345.0	-	A	R01-951 0A
B	-	-	SJ94SVC	2643673 R1	0.79	18.0	Std. Wall XLPE Primary Cable	GREY	3345.0	-	B	R01-951 0A
C	-	-	SJ94SH	2643673 R1	0.79	18.0	Std. Wall XLPE Primary Cable	GREY	3345.0	-	C	R01-951 0A

Connector Name	9511B/9511D
Part Number	3601685C1
Instances	ABS Private J1939:ABS Private J1939
Mates	SNSR-YAW_RATE-3026-02-03A

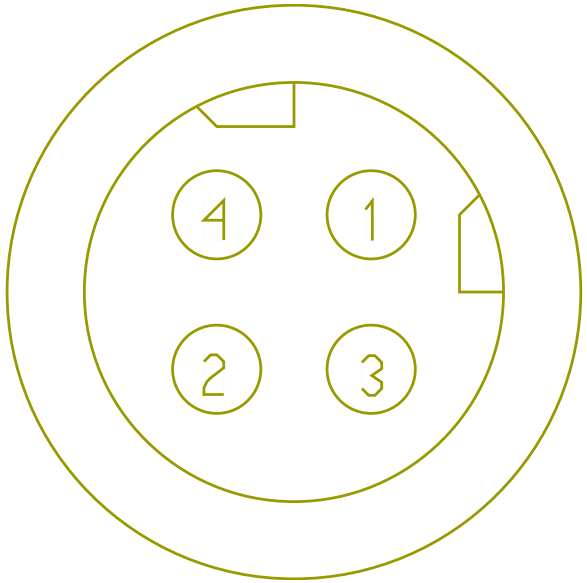

Name	Terminal Part Number	V-Min	Name	Wire Part Number	Wire CSA	Wire Spec	Wire Material description	Wire Color Description	Wire Length	End2 Terminal Part Number	End2 Pin Name	End2 Connect or
1	-	-	YJ94SN	-	0.0	-	-	RED	0.0	-	46	1701F
2	-	-	YJ94SP	-	0.0	-	-	BROWN	0.0	-	47	1701F
3	-	-	YJ94SR	-	0.0	-	-	BLACK	0.0	-	48	1701F
4	-	-	YJ94SS	-	0.0	-	-	WHITE	0.0	-	49	1701F

Connector Name	9511/9511A
Part Number	3601685C1
Instances	ABS Private J1939:ABS Private J1939
Mates	SNSR-YAW_RATE-3026-01-01A

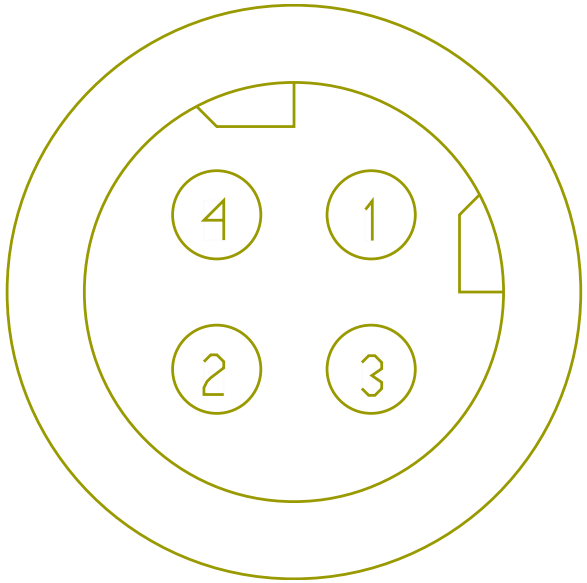

Name	Terminal Part Number	V-Min	Name	Wire Part Number	Wire CSA	Wire Spec	Wire Material description	Wire Color Description	Wire Length	End2 Terminal Part Number	End2 Pin Name	End2 Connector
1	-	-	PR94SAB	2643673 R1	0.79	18.0	Std. Wall XLPE Primary Cable	GREY	5120.0	-	46	1701F
2	-	-	PR94SCB	2643673 R1	0.79	18.0	Std. Wall XLPE Primary Cable	GREY	5120.0	-	48	1701F
3	-	-	PR94SBB	2643673 R1	0.79	18.0	Std. Wall XLPE Primary Cable	GREY	5120.0	-	47	1701F
4	-	-	PR94SDB	2643673 R1	0.79	18.0	Std. Wall XLPE Primary Cable	GREY	5120.0	-	49	1701F

Connector Name 9515A

Part Number PAS2(1,2)

Instances LT/RH/LoneStar - X15/A26 - Traction Control (Wabco Controller):Diagram2

Name	Terminal Part Number	V-Min	Name	Wire Part Number	Wire CSA	Wire Spec	Wire Material description	Wire Color Description	Wire Length	End2 Terminal Part Number	End2 Pin Name	End2 Connect or
1	-	-	[SV94MN]	V-16-GXL	1.16	16.0	Std. Wall XLPE Primary Cable	Not Applica ble	1950.0	-	24	9800M
2	-	-	[SV94MM]	V-16-GXL	1.16	16.0	Std. Wall XLPE Primary Cable	Not Applica ble	1950.0	-	23	9800M

Connector Name	9516M
Part Number	3690369C1
Short Description	6 CHANNEL ABS IN LINE CONNECTOR
Instances	LoneStar - X15 - Antilock Brake System (ABS) [Bendix 6 Channel Implementation]:Diagram1 LoneStar - X15 - Antilock Brake System (ABS) [Bendix 6 Channel Implementation]:Diagram2 LoneStar - X15 - Antilock Brake System (ABS) [Bendix 6 Channel Implementation]:Diagram3 LoneStar - X15 - Antilock Brake System - Wabco ABS 6 Channel Implementation:Diagram1 LoneStar - X15 - Antilock Brake System - Wabco ABS 6 Channel Implementation:Diagram2 LoneStar - X15 - Antilock Brake System - Wabco ABS 6 Channel Implementation:Diagram3 LT/RH - X15/A26 - Antilock Brake System (ABS) Bendix 6 Channel Implementation:Diagram1 LT/RH - X15/A26 - Antilock Brake System (ABS) Bendix 6 Channel Implementation:Diagram2 LT/RH - X15/A26 - Antilock Brake System (ABS) Bendix 6 Channel Implementation:Diagram3 LT/RH - X15/A26 - Antilock Brake System - Wabco ABS 6 Channel Implementation:Diagram1 LT/RH - X15/A26 - Antilock Brake System - Wabco ABS 6 Channel Implementation:Diagram2 LT/RH - X15/A26 - Antilock Brake System - Wabco ABS 6 Channel Implementation:Diagram3
Mates	9516M

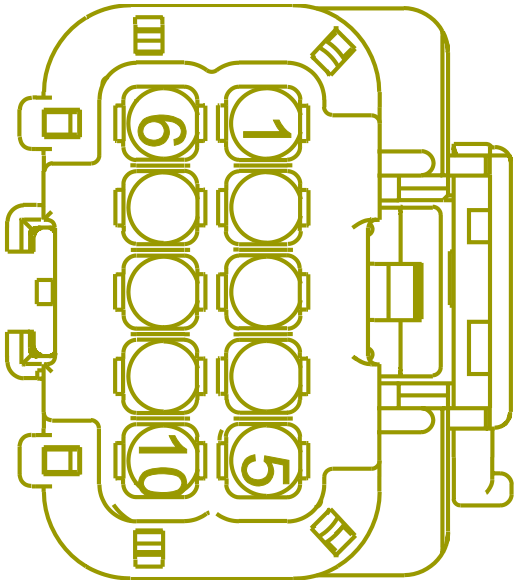

Name	Terminal Part Number	V-Min	Name	Wire Part Number	Wire CSA	Wire Spec	Wire Material description	Wire Color Description	Wire Length	End2 Terminal Part Number	End2 Pin Name	End2 Connector
1	-	-	SA94BY	2643680 R1	1.16	16.0	Std. Wall XLPE Primary Cable	GREY	3370.0	-	52	1701F
1	-	-	BA94BY	2643680 R1	1.16	16.0	Std. Wall XLPE Primary Cable	GREY	3370.0	-	52	1701F

Name	Terminal Part Number	V-Min	Name	Wire Part Number	Wire CSA	Wire Spec	Wire Material description	Wire Color Description	Wire Length	End2 Terminal Part Number	End2 Pin Name	End2 Connector
2	-	-	BA94BZ	2643680 R1	1.16	16.0	Std. Wall XLPE Primary Cable	GREY	3370.0	-	53	1701F
2	-	-	SA94BZ	2643680 R1	1.16	16.0	Std. Wall XLPE Primary Cable	GREY	3370.0	-	53	1701F
3	-	-	SA94BP	2643680 R1	1.16	16.0	Std. Wall XLPE Primary Cable	GREY	3370.0	-	54	1701F
3	-	-	BA94BP	2643680 R1	1.16	16.0	Std. Wall XLPE Primary Cable	GREY	3370.0	-	54	1701F
4	-	-	SA94BQ	2643680 R1	1.16	16.0	Std. Wall XLPE Primary Cable	GREY	3370.0	-	55	1701F
4	-	-	BA94BQ	2643680 R1	1.16	16.0	Std. Wall XLPE Primary Cable	GREY	3370.0	-	55	1701F
5	-	-	SA94BR	2643680 R1	1.16	16.0	Std. Wall XLPE Primary Cable	GREY	3370.0	-	56	1701F
5	-	-	BA94BR	2643680 R1	1.16	16.0	Std. Wall XLPE Primary Cable	GREY	3370.0	-	56	1701F

Name	Terminal Part Number	V-Min	Name	Wire Part Number	Wire CSA	Wire Spec	Wire Material description	Wire Color Description	Wire Length	End2 Terminal Part Number	End2 Pin Name	End2 Connector
6	-	-	SA94BS	2643680 R1	1.16	16.0	Std. Wall XLPE Primary Cable	GREY	3370.0	-	57	1701F
6	-	-	BA94BS	2643680 R1	1.16	16.0	Std. Wall XLPE Primary Cable	GREY	3370.0	-	57	1701F
7	-	-	SA94BT	2643680 R1	1.16	16.0	Std. Wall XLPE Primary Cable	GREY	3370.0	-	58	1701F
7	-	-	BA94BT	2643680 R1	1.16	16.0	Std. Wall XLPE Primary Cable	GREY	3370.0	-	58	1701F
8	-	-	SA94BU	2643680 R1	1.16	16.0	Std. Wall XLPE Primary Cable	GREY	3370.0	-	59	1701F
8	-	-	BA94BU	2643680 R1	1.16	16.0	Std. Wall XLPE Primary Cable	GREY	3370.0	-	59	1701F
9	-	-	SA94BV	2643680 R1	1.16	16.0	Std. Wall XLPE Primary Cable	GREY	3370.0	-	60	1701F
9	-	-	BA94BV	2643680 R1	1.16	16.0	Std. Wall XLPE Primary Cable	GREY	3370.0	-	60	1701F

Name	Terminal Part Number	V-Min	Name	Wire Part Number	Wire CSA	Wire Spec	Wire Material description	Wire Color Description	Wire Length	End2 Terminal Part Number	End2 Pin Name	End2 Connect or
10	-	-	SA94BW	2643680 R1	1.16	16.0	Std. Wall XLPE Primary Cable	GREY	3370.0	-	64	1701F
10	-	-	BA94BW	2643680 R1	1.16	16.0	Std. Wall XLPE Primary Cable	GREY	3370.0	-	64	1701F

Connector Name 9516M

Part Number 6112506C1

Short Description BENDIX 6-CHANNEL ABS INLINE CONNECTOR

Instances LoneStar - X15 - Antilock Brake System (ABS) [Bendix 6 Channel Implementation]:Diagram1
LoneStar - X15 - Antilock Brake System (ABS) [Bendix 6 Channel Implementation]:Diagram2
LoneStar - X15 - Antilock Brake System (ABS) [Bendix 6 Channel Implementation]:Diagram3
LoneStar - X15 - Antilock Brake System - Wabco ABS 6 Channel Implementation:Diagram1
LoneStar - X15 - Antilock Brake System - Wabco ABS 6 Channel Implementation:Diagram2
LoneStar - X15 - Antilock Brake System - Wabco ABS 6 Channel Implementation:Diagram3
LT/RH - X15/A26 - Antilock Brake System (ABS) Bendix 6 Channel Implementation:Diagram1
LT/RH - X15/A26 - Antilock Brake System (ABS) Bendix 6 Channel Implementation:Diagram2
LT/RH - X15/A26 - Antilock Brake System (ABS) Bendix 6 Channel Implementation:Diagram3
LT/RH - X15/A26 - Antilock Brake System - Wabco ABS 6 Channel Implementation:Diagram1
LT/RH - X15/A26 - Antilock Brake System - Wabco ABS 6 Channel Implementation:Diagram2
LT/RH - X15/A26 - Antilock Brake System - Wabco ABS 6 Channel Implementation:Diagram3

Mates 9516M

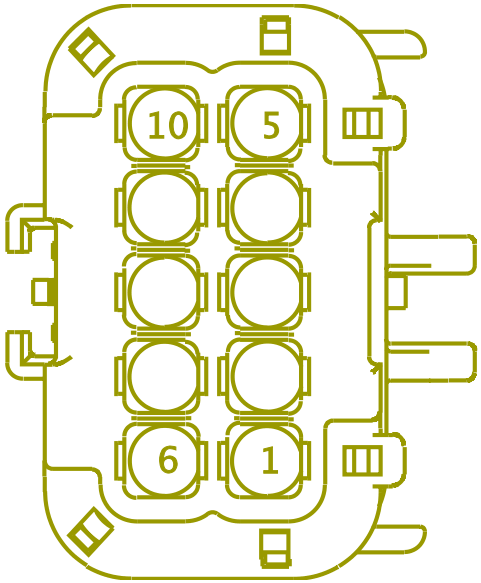

Name	Terminal Part Number	V-Min	Name	Wire Part Number	Wire CSA	Wire Spec	Wire Material description	Wire Color Description	Wire Length	End2 Terminal Part Number	End2 Pin Name	End2 Connector
1	-	-	UP94BY	2643680 R1	1.16	16.0	Std. Wall XLPE Primary Cable	GREY	2800.0	-	A	R01-950 2B DA/AA
1	-	-	TF94BY	2643680 R1	1.16	16.0	Std. Wall XLPE Primary Cable	GREY	2800.0	-	A	R01-950 2B DA/AA

Name	Terminal Part Number	V-Min	Name	Wire Part Number	Wire CSA	Wire Spec	Wire Material description	Wire Color Description	Wire Length	End2 Terminal Part Number	End2 Pin Name	End2 Connector
1	-	-	VA94BY	2643680 R1	1.16	16.0	Std. Wall XLPE Primary Cable	GREY	2370.0	-	A	R01-9522 AA
1	-	-	UJ94BY	2643673 R1	0.79	18.0	Std. Wall XLPE Primary Cable	GREY	1710.0	-	X	-
1	-	-	US94BY	2643673 R1	0.79	18.0	Std. Wall XLPE Primary Cable	GREY	1710.0	-	X	-
1	-	-	VB94BY	2643673 R1	0.79	18.0	Std. Wall XLPE Primary Cable	GREY	1710.0	-	X	-
2	-	-	VA94BZ	2643680 R1	1.16	16.0	Std. Wall XLPE Primary Cable	GREY	2370.0	-	B	R01-9522 AA
2	-	-	TF94BZ	2643680 R1	1.16	16.0	Std. Wall XLPE Primary Cable	GREY	2800.0	-	B	R01-950 2B DA/AA
2	-	-	UP94BZ	2643680 R1	1.16	16.0	Std. Wall XLPE Primary Cable	GREY	2800.0	-	B	R01-950 2B DA/AA
2	-	-	VB94BZ	2643673 R1	0.79	18.0	Std. Wall XLPE Primary Cable	GREY	1870.0	-	X	-

Name	Terminal Part Number	V-Min	Name	Wire Part Number	Wire CSA	Wire Spec	Wire Material description	Wire Color Description	Wire Length	End2 Terminal Part Number	End2 Pin Name	End2 Connector
2	-	-	UJ94BZ	2643673 R1	0.79	18.0	Std. Wall XLPE Primary Cable	GREY	1870.0	-	X	-
2	-	-	US94BZ	2643673 R1	0.79	18.0	Std. Wall XLPE Primary Cable	GREY	1870.0	-	X	-
3	-	-	UP94BP	2643680 R1	1.16	16.0	Std. Wall XLPE Primary Cable	GREY	2800.0	-	C	R01-950 2B DA/AA
3	-	-	TF94BP	2643680 R1	1.16	16.0	Std. Wall XLPE Primary Cable	GREY	2800.0	-	C	R01-950 2B DA/AA
3	-	-	VA94BP	2643680 R1	1.16	16.0	Std. Wall XLPE Primary Cable	GREY	2370.0	-	C	R01-9522 AA
3	-	-	US94BP	2643673 R1	0.79	18.0	Std. Wall XLPE Primary Cable	GREY	325.0	-	X	-
3	-	-	UJ94BP	2643673 R1	0.79	18.0	Std. Wall XLPE Primary Cable	GREY	325.0	-	PIN1	-
3	-	-	VB94BP	2643673 R1	0.79	18.0	Std. Wall XLPE Primary Cable	GREY	325.0	-	X	-

Name	Terminal Part Number	V-Min	Name	Wire Part Number	Wire CSA	Wire Spec	Wire Material description	Wire Color Description	Wire Length	End2 Terminal Part Number	End2 Pin Name	End2 Connector
4	-	-	VA94BQ	2643680 R1	1.16	16.0	Std. Wall XLPE Primary Cable	GREY	2420.0	-	2	R01-9523 AA
4	-	-	TF94BQ	2643680 R1	1.16	16.0	Std. Wall XLPE Primary Cable	GREY	2670.0	-	2	R01-950 1D DA/AA
4	-	-	UP94BQ	2643680 R1	1.16	16.0	Std. Wall XLPE Primary Cable	GREY	2670.0	-	2	R01-950 1D DA/AA
4	-	-	UJ94BQ	2643673 R1	0.79	18.0	Std. Wall XLPE Primary Cable	GREY	580.0	-	X	-
4	-	-	US94BQ	2643673 R1	0.79	18.0	Std. Wall XLPE Primary Cable	GREY	580.0	-	PIN1	-
4	-	-	VB94BQ	2643673 R1	0.79	18.0	Std. Wall XLPE Primary Cable	GREY	580.0	-	X	-
4	-	-	VA94BQ	2643680 R1	1.16	16.0	Std. Wall XLPE Primary Cable	GREY	2420.0	-	1	R01-9523 AA
5	-	-	VA94BR	2643680 R1	1.16	16.0	Std. Wall XLPE Primary Cable	GREY	2420.0	-	1	R01-9523 AA

Name	Terminal Part Number	V-Min	Name	Wire Part Number	Wire CSA	Wire Spec	Wire Material description	Wire Color Description	Wire Length	End2 Terminal Part Number	End2 Pin Name	End2 Connector
5	-	-	TF94BR	2643680 R1	1.16	16.0	Std. Wall XLPE Primary Cable	GREY	2670.0	-	1	R01-950 1D DA/AA
5	-	-	UP94BR	2643680 R1	1.16	16.0	Std. Wall XLPE Primary Cable	GREY	2670.0	-	1	R01-950 1D DA/AA
5	-	-	UJ94BR	2643673 R1	0.79	18.0	Std. Wall XLPE Primary Cable	GREY	960.0	-	X	-
5	-	-	US94BR	2643673 R1	0.79	18.0	Std. Wall XLPE Primary Cable	GREY	960.0	-	X	-
5	-	-	VB94BR	2643673 R1	0.79	18.0	Std. Wall XLPE Primary Cable	GREY	960.0	-	X	-
5	-	-	VA94BR	2643680 R1	1.16	16.0	Std. Wall XLPE Primary Cable	GREY	2420.0	-	2	R01-9523 AA
6	-	-	TF94BS	2643680 R1	1.16	16.0	Std. Wall XLPE Primary Cable	GREY	3420.0	-	A	R01-950 4A DA/AA
6	-	-	UP94BS	2643680 R1	1.16	16.0	Std. Wall XLPE Primary Cable	GREY	3420.0	-	A	R01-950 4A DA/AA

Name	Terminal Part Number	V-Min	Name	Wire Part Number	Wire CSA	Wire Spec	Wire Material description	Wire Color Description	Wire Length	End2 Terminal Part Number	End2 Pin Name	End2 Connector
6	-	-	VA94BS	2643680 R1	1.16	16.0	Std. Wall XLPE Primary Cable	GREY	3095.0	-	A	R01-9524 AA
6	-	-	UJ94BS	2643673 R1	0.79	18.0	Std. Wall XLPE Primary Cable	GREY	1020.0	-	PIN1	-
6	-	-	US94BS	2643673 R1	0.79	18.0	Std. Wall XLPE Primary Cable	GREY	1020.0	-	X	-
6	-	-	VB94BS	2643673 R1	0.79	18.0	Std. Wall XLPE Primary Cable	GREY	1020.0	-	X	-
7	-	-	VA94BT	2643680 R1	1.16	16.0	Std. Wall XLPE Primary Cable	GREY	3095.0	-	B	R01-9524 AA
7	-	-	TF94BT	2643680 R1	1.16	16.0	Std. Wall XLPE Primary Cable	GREY	3420.0	-	B	R01-950 4A DA/AA
7	-	-	UP94BT	2643680 R1	1.16	16.0	Std. Wall XLPE Primary Cable	GREY	3420.0	-	B	R01-950 4A DA/AA
7	-	-	UJ94BT	2643673 R1	0.79	18.0	Std. Wall XLPE Primary Cable	GREY	1100.0	-	X	-

Name	Terminal Part Number	V-Min	Name	Wire Part Number	Wire CSA	Wire Spec	Wire Material description	Wire Color Description	Wire Length	End2 Terminal Part Number	End2 Pin Name	End2 Connector
7	-	-	US94BT	2643673 R1	0.79	18.0	Std. Wall XLPE Primary Cable	GREY	1100.0	-	X	-
7	-	-	VB94BT	2643673 R1	0.79	18.0	Std. Wall XLPE Primary Cable	GREY	1100.0	-	X	-
8	-	-	UP94BU	2643680 R1	1.16	16.0	Std. Wall XLPE Primary Cable	GREY	3420.0	-	C	R01-9504A DA/AA
8	-	-	TF94BU	2643680 R1	1.16	16.0	Std. Wall XLPE Primary Cable	GREY	3420.0	-	C	R01-9504A DA/AA
8	-	-	VA94BU	2643680 R1	1.16	16.0	Std. Wall XLPE Primary Cable	GREY	3095.0	-	C	R01-9524 AA
8	-	-	US94BU	2643673 R1	0.79	18.0	Std. Wall XLPE Primary Cable	GREY	1360.0	-	X	-
8	-	-	UJ94BU	2643673 R1	0.79	18.0	Std. Wall XLPE Primary Cable	GREY	1360.0	-	X	-
8	-	-	VB94BU	2643673 R1	0.79	18.0	Std. Wall XLPE Primary Cable	GREY	1360.0	-	X	-

Name	Terminal Part Number	V-Min	Name	Wire Part Number	Wire CSA	Wire Spec	Wire Material description	Wire Color Description	Wire Length	End2 Terminal Part Number	End2 Pin Name	End2 Connect or
9	-	-	TF94BV	2643680 R1	1.16	16.0	Std. Wall XLPE Primary Cable	GREY	3245.0	-	2	R01-950 3D DA/AA
9	-	-	UP94BV	2643680 R1	1.16	16.0	Std. Wall XLPE Primary Cable	GREY	3245.0	-	2	R01-950 3D DA/AA
9	-	-	VA94BV	2643680 R1	1.16	16.0	Std. Wall XLPE Primary Cable	GREY	3095.0	-	2	R01-9525 AA
9	-	-	UJ94BV	2643673 R1	0.79	18.0	Std. Wall XLPE Primary Cable	GREY	1460.0	-	X	-
9	-	-	VB94BV	2643673 R1	0.79	18.0	Std. Wall XLPE Primary Cable	GREY	1460.0	-	X	-
9	-	-	US94BV	2643673 R1	0.79	18.0	Std. Wall XLPE Primary Cable	GREY	1460.0	-	X	-
10	-	-	UP94BW	2643680 R1	1.16	16.0	Std. Wall XLPE Primary Cable	GREY	3245.0	-	1	R01-950 3D DA/AA
10	-	-	TF94BW	2643680 R1	1.16	16.0	Std. Wall XLPE Primary Cable	GREY	3245.0	-	1	R01-950 3D DA/AA

Name	Terminal Part Number	V-Min	Name	Wire Part Number	Wire CSA	Wire Spec	Wire Material description	Wire Color Description	Wire Length	End2 Terminal Part Number	End2 Pin Name	End2 Connector
10	-	-	VA94BW	2643680 R1	1.16	16.0	Std. Wall XLPE Primary Cable	GREY	3095.0	-	1	R01-9525 AA
10	-	-	UJ94BW	2643673 R1	0.79	18.0	Std. Wall XLPE Primary Cable	GREY	1535.0	-	X	-
10	-	-	VB94BW	2643673 R1	0.79	18.0	Std. Wall XLPE Primary Cable	GREY	1535.0	-	X	-
10	-	-	US94BW	2643673 R1	0.79	18.0	Std. Wall XLPE Primary Cable	GREY	1535.0	-	X	-

Connector Name	9532
Part Number	3919376C1
Instances	LoneStar - X15 - Antilock Brake System - Wabco ABS 6 Channel Implementation:Diagram3 LT/RH - X15/A26 - Antilock Brake System - Wabco ABS 6 Channel Implementation:Diagram3
Mates	MDL-ABS_AA_RIGHT-01



Name	Terminal Part Number	V-Min	Name	Wire Part Number	Wire CSA	Wire Spec	Wire Material description	Wire Color Description	Wire Length	End2 Terminal Part Number	End2 Pin Name	End2 Connect or
1	-	-	VB94BSA	3510311 R1	0.79	18.0	Thin Wall XLPE Primary Cable	GREY	2105.0	-	X	-
2	-	-	VB94BTA	3510311 R1	0.79	18.0	Thin Wall XLPE Primary Cable	GREY	2025.0	-	X	-
3	-	-	VB94BUA	3510311 R1	0.79	18.0	Thin Wall XLPE Primary Cable	GREY	1765.0	-	X	-

Connector Name	9536
Part Number	3919376C1
Instances	LoneStar - X15 - Antilock Brake System - Wabco ABS 6 Channel Implementation:Diagram3 LT/RH - X15/A26 - Antilock Brake System - Wabco ABS 6 Channel Implementation:Diagram3
Mates	MDL-ABS_AA_LEFT-01



Name	Terminal Part Number	V-Min	Name	Wire Part Number	Wire CSA	Wire Spec	Wire Material description	Wire Color Description	Wire Length	End2 Terminal Part Number	End2 Pin Name	End2 Connect or
1	-	-	VB94BYA	3510311 R1	0.79	18.0	Thin Wall XLPE Primary Cable	GREY	660.0	-	X	-
2	-	-	VB94BZA	3510311 R1	0.79	18.0	Thin Wall XLPE Primary Cable	GREY	500.0	-	X	-
3	-	-	VB94BPA	3510311 R1	0.79	18.0	Thin Wall XLPE Primary Cable	GREY	2045.0	-	X	-

Connector Name	9540F
Part Number	3924162C1
Short Description	LOAD BIAS INTERCONNECT
Instances	LT/RH/LoneStar - X15/A26 - Traction Control (Bendix Controller) With ABS Trailer:Diagram1 LT/RH/LoneStar - X15/A26 - Traction Control (Bendix Controller) With ABS Trailer:Diagram2
Mates	9540M

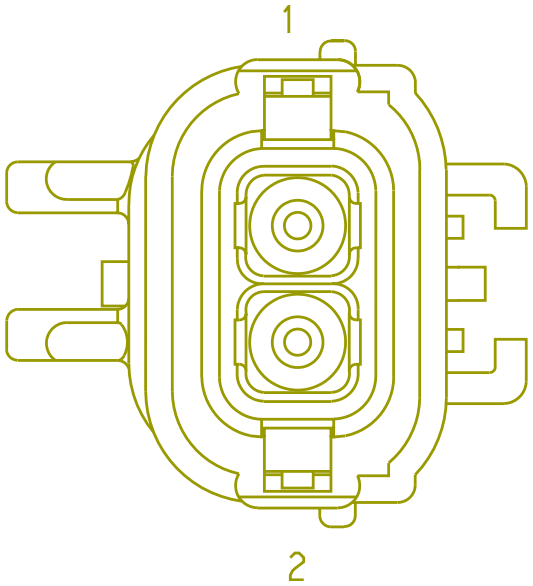

Name	Terminal Part Number	V-Min	Name	Wire Part Number	Wire CSA	Wire Spec	Wire Material description	Wire Color Description	Wire Length	End2 Terminal Part Number	End2 Pin Name	End2 Connect or
1	-	-	MA152AA	3510312 R1	1.16	16.0	Thin Wall XLPE Primary Cable	GREY	960.0	-	B	R01-9545
2	-	-	MA152AB	3510312 R1	1.16	16.0	Thin Wall XLPE Primary Cable	GREY	960.0	-	A	R01-9545

Connector Name	9540M
Part Number	3626435C1
Short Description	LOAD BIAS INTERCONNECT
Instances	LT/RH/LoneStar - X15/A26 - Traction Control (Bendix Controller) With ABS Trailer:Diagram1 LT/RH/LoneStar - X15/A26 - Traction Control (Bendix Controller) With ABS Trailer:Diagram2
Mates	9540F

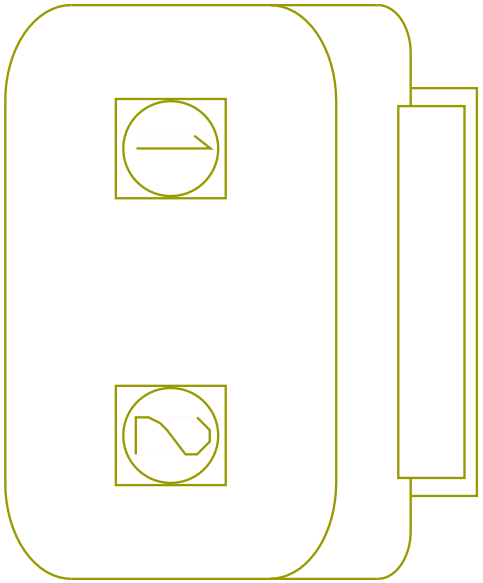

Name	Terminal Part Number	V-Min	Name	Wire Part Number	Wire CSA	Wire Spec	Wire Material description	Wire Color Description	Wire Length	End2 Terminal Part Number	End2 Pin Name	End2 Connect or
1	-	-	PA152AA	3510312 R1	1.16	16.0	Thin Wall XLPE Primary Cable	GREY	3310.0	-	61	1701F
2	-	-	PA152AB	3510312 R1	1.16	16.0	Thin Wall XLPE Primary Cable	GREY	3310.0	-	62	1701F

Connector Name	9715F
Part Number	1667732C1
Short Description	TRAILER SOCKET 1
Instances	LoneStar - X15 - Trailer Interface (ABS) - Center Pin Circuit:Diagram1 LoneStar - X15 - Trailer Interface (ABS) - Center Pin Circuit:Diagram2 LoneStar - X15 - Trailer Interface (ABS) - Center Pin Circuit:Diagram3 LoneStar - X15 - Trailer Interface (ABS) - Center Pin Circuit:Diagram4 LT/RH - X15/A26 - Trailer Interface (ABS) - Center Pin Circuit:Diagram1 LT/RH - X15/A26 - Trailer Interface (ABS) - Center Pin Circuit:Diagram2 LT/RH - X15/A26 - Trailer Interface (ABS) - Center Pin Circuit:Diagram3 LT/RH - X15/A26 - Trailer Interface (ABS) - Center Pin Circuit:Diagram4 LT/RH/LoneStar - X15/A26 - Body Builder Lighting - (Blunt Cut):Diagram1 LT/RH/LoneStar - X15/A26 - Body Builder Lighting - (Blunt Cut):Diagram2 LT/RH/LoneStar - X15/A26 - Trailer Interface (ABS) - BOC & EOF_NA:Diagram1 LT/RH/LoneStar - X15/A26 - Trailer Interface (ABS) - BOC & EOF_NA:Diagram2 LT/RH/LoneStar - X15/A26 - Trailer Interface (ABS) - BOC & EOF_NA:Diagram3 LT/RH/LoneStar - X15/A26 - Trailer Interface (ABS) - BOC & EOF_NA:Diagram4 LT/RH/LoneStar - X15/A26 - Trailer Interface (Lighting) – BOC & EOF_NA:Diagram1-Combination1 LT/RH/LoneStar - X15/A26 - Trailer Interface (Lighting) – BOC & EOF_NA:Diagram1-Combination2 LT/RH/LoneStar - X15/A26 - Trailer Interface (Lighting) – BOC & EOF_NA:Diagram1-Combination3 LT/RH/LoneStar - X15/A26 - Trailer Interface (Lighting) – BOC & EOF_NA:Diagram1-Combination4
Mates	9715M

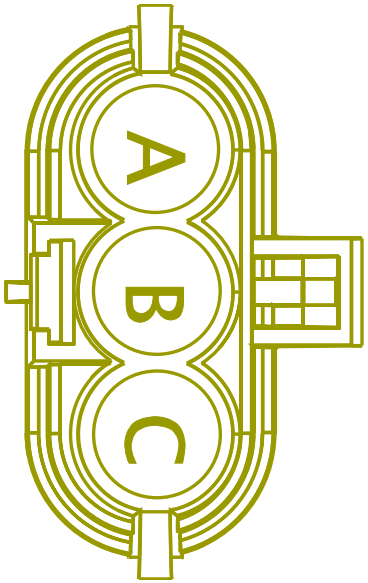

Name	Terminal Part Number	V-Min	Name	Wire Part Number	Wire CSA	Wire Spec	Wire Material description	Wire Color Description	Wire Length	End2 Terminal Part Number	End2 Pin Name	End2 Connector
A	-	-	RR70W	2643698 R1	4.81	10.0	Std. Wall XLPE Primary Cable	RED	2545.0	-	A	R01-9790M
A	-	-	RS70W	2643698 R1	4.81	10.0	Std. Wall XLPE Primary Cable	RED	3020.0	-	A	R01-9790MA
A	-	-	VX70BB	2643698 R1	4.81	10.0	Std. Wall XLPE Primary Cable	RED	4595.0	-	B	R01-9724
A	-	-	VY70BB	2643698 R1	4.81	10.0	Std. Wall XLPE Primary Cable	RED	4895.0	-	F	R01-9724A
B	-	-	RR68W	2643779 R1	4.81	10.0	Std. Wall XLPE Primary Cable	BROWN	2545.0	-	B	R01-9790M
B	-	-	RS68W	2643779 R1	4.81	10.0	Std. Wall XLPE Primary Cable	BROWN	3020.0	-	B	R01-9790MA
B	-	-	VY68BB	2643779 R1	4.81	10.0	Std. Wall XLPE Primary Cable	BROWN	4895.0	-	E	R01-9724A
B	-	-	VX68BB	2643779 R1	4.81	10.0	Std. Wall XLPE Primary Cable	BROWN	4595.0	-	C	R01-9724

Name	Terminal Part Number	V-Min	Name	Wire Part Number	Wire CSA	Wire Spec	Wire Material description	Wire Color Description	Wire Length	End2 Terminal Part Number	End2 Pin Name	End2 Connect or
C	-	-	RR94W	2643816 R1	4.81	10.0	Std. Wall XLPE Primary Cable	DARK BLUE	2545.0	-	C	R01-979 0M
C	-	-	RS94W	2643816 R1	4.81	10.0	Std. Wall XLPE Primary Cable	DARK BLUE	3020.0	-	C	R01-979 0MA

Connector Name	9715M
Part Number	1667733C1
Short Description	TRAILER SOCKET #1
Instances	LoneStar - X15 - Trailer Interface (ABS) - Center Pin Circuit:Diagram1 LoneStar - X15 - Trailer Interface (ABS) - Center Pin Circuit:Diagram2 LoneStar - X15 - Trailer Interface (ABS) - Center Pin Circuit:Diagram3 LoneStar - X15 - Trailer Interface (ABS) - Center Pin Circuit:Diagram4 LT/RH - X15/A26 - Trailer Interface (ABS) - Center Pin Circuit:Diagram1 LT/RH - X15/A26 - Trailer Interface (ABS) - Center Pin Circuit:Diagram2 LT/RH - X15/A26 - Trailer Interface (ABS) - Center Pin Circuit:Diagram3 LT/RH - X15/A26 - Trailer Interface (ABS) - Center Pin Circuit:Diagram4 LT/RH/LoneStar - X15/A26 - Body Builder Lighting - (Blunt Cut):Diagram1 LT/RH/LoneStar - X15/A26 - Body Builder Lighting - (Blunt Cut):Diagram2 LT/RH/LoneStar - X15/A26 - Trailer Interface (ABS) - BOC & EOF_NA:Diagram1 LT/RH/LoneStar - X15/A26 - Trailer Interface (ABS) - BOC & EOF_NA:Diagram2 LT/RH/LoneStar - X15/A26 - Trailer Interface (ABS) - BOC & EOF_NA:Diagram3 LT/RH/LoneStar - X15/A26 - Trailer Interface (ABS) - BOC & EOF_NA:Diagram4 LT/RH/LoneStar - X15/A26 - Trailer Interface (Lighting) – BOC & EOF_NA:Diagram1-Combination1 LT/RH/LoneStar - X15/A26 - Trailer Interface (Lighting) – BOC & EOF_NA:Diagram1-Combination2 LT/RH/LoneStar - X15/A26 - Trailer Interface (Lighting) – BOC & EOF_NA:Diagram1-Combination3 LT/RH/LoneStar - X15/A26 - Trailer Interface (Lighting) – BOC & EOF_NA:Diagram1-Combination4
Mates	9715F

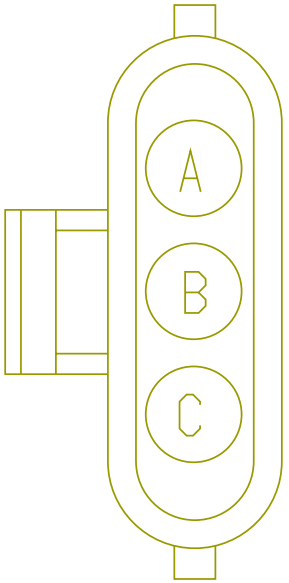

Name	Terminal Part Number	V-Min	Name	Wire Part Number	Wire CSA	Wire Spec	Wire Material description	Wire Color Description	Wire Length	End2 Terminal Part Number	End2 Pin Name	End2 Connector
A	-	-	NK70W	2643698 R1	4.81	10.0	Std. Wall XLPE Primary Cable	RED	2685.0	-	X	-
A	-	-	YT70W	2643698 R1	4.81	10.0	Std. Wall XLPE Primary Cable	RED	375.0	-	X	-
A	-	-	NM70T	3510369 R1	4.81	10.0	Thin Wall XLPE Primary Cable	RED	3235.0	-	9	1701F
B	-	-	YT68W	2643779 R1	4.81	10.0	Std. Wall XLPE Primary Cable	BROWN	425.0	-	X	-
B	-	-	NM68T	3510309 R1	4.81	10.0	Thin Wall XLPE Primary Cable	BROWN	3235.0	-	8	1701F
B	-	-	NK68W	2643779 R1	4.81	10.0	Std. Wall XLPE Primary Cable	BROWN	2285.0	-	X	-
C	-	-	NK94W	2643784 R1	4.81	10.0	Std. Wall XLPE Primary Cable	GREY	2735.0	-	X	-
C	-	-	YT94W	2643784 R1	4.81	10.0	Std. Wall XLPE Primary Cable	GREY	325.0	-	PIN1	-
C	-	-	YT94W	2643784 R1	4.81	10.0	Std. Wall XLPE Primary Cable	GREY	325.0	-	X	-

Connector Name	9716F
Part Number	1667732C1
Short Description	TRAILER SOCKET #2
Instances	LT/RH/LoneStar - X15/A26 - Body Builder Lighting - (Blunt Cut):Diagram1 LT/RH/LoneStar - X15/A26 - Body Builder Lighting - (Blunt Cut):Diagram2 LT/RH/LoneStar - X15/A26 - Trailer Interface (Lighting) – BOC & EOF_NA:Diagram1-Combination1 LT/RH/LoneStar - X15/A26 - Trailer Interface (Lighting) – BOC & EOF_NA:Diagram1-Combination2 LT/RH/LoneStar - X15/A26 - Trailer Interface (Lighting) – BOC & EOF_NA:Diagram1-Combination3 LT/RH/LoneStar - X15/A26 - Trailer Interface (Lighting) – BOC & EOF_NA:Diagram1-Combination4
Mates	9716M

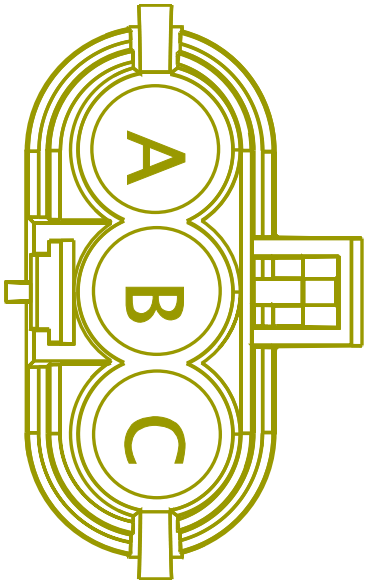

Name	Terminal Part Number	V-Min	Name	Wire Part Number	Wire CSA	Wire Spec	Wire Material description	Wire Color Description	Wire Length	End2 Terminal Part Number	End2 Pin Name	End2 Connect or
A	-	-	NK58W	2643773 R1	4.81	10.0	Std. Wall XLPE Primary Cable	BLACK	2335.0	-	X	-
A	-	-	YT58W	2643773 R1	4.81	10.0	Std. Wall XLPE Primary Cable	BLACK	325.0	-	X	-
A	-	-	NM58T	2643773 R1	4.81	10.0	Std. Wall XLPE Primary Cable	BLACK	3235.0	-	7	1701F
B	-	-	NK56W	2643802 R1	4.81	10.0	Std. Wall XLPE Primary Cable	YELLOW 2	2735.0	-	X	-

Name	Terminal Part Number	V-Min	Name	Wire Part Number	Wire CSA	Wire Spec	Wire Material description	Wire Color Description	Wire Length	End2 Terminal Part Number	End2 Pin Name	End2 Connect or
B	-	-	NM56T	2643802 R1	4.81	10.0	Std. Wall XLPE Primary Cable	YELLOW 2	3235.0	-	5	1701F
B	-	-	YT56W	2643802 R1	4.81	10.0	Std. Wall XLPE Primary Cable	YELLOW 2	425.0	-	X	-
C	-	-	YT57W	2643776 R1	4.81	10.0	Std. Wall XLPE Primary Cable	LIGHT GREEN	375.0	-	X	-
C	-	-	NM57T	2643776 R1	4.81	10.0	Std. Wall XLPE Primary Cable	LIGHT GREEN	3235.0	-	6	1701F
C	-	-	NK57W	2643776 R1	4.81	10.0	Std. Wall XLPE Primary Cable	LIGHT GREEN	2435.0	-	X	-

Connector Name	9716M
Part Number	1667733C1
Short Description	TRAILER SOCKET 2
Instances	LT/RH/LoneStar - X15/A26 - Body Builder Lighting - (Blunt Cut):Diagram1 LT/RH/LoneStar - X15/A26 - Body Builder Lighting - (Blunt Cut):Diagram2 LT/RH/LoneStar - X15/A26 - Trailer Interface (Lighting) – BOC & EOF_NA:Diagram1-Combination1 LT/RH/LoneStar - X15/A26 - Trailer Interface (Lighting) – BOC & EOF_NA:Diagram1-Combination2 LT/RH/LoneStar - X15/A26 - Trailer Interface (Lighting) – BOC & EOF_NA:Diagram1-Combination3 LT/RH/LoneStar - X15/A26 - Trailer Interface (Lighting) – BOC & EOF_NA:Diagram1-Combination4
Mates	9716F

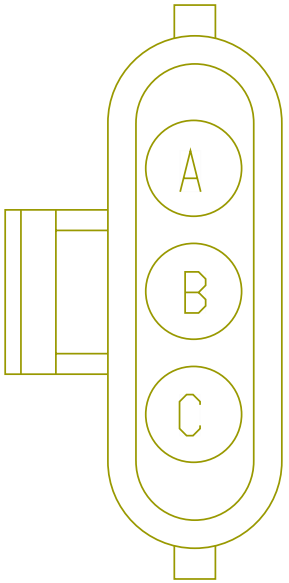

Name	Terminal Part Number	V-Min	Name	Wire Part Number	Wire CSA	Wire Spec	Wire Material description	Wire Color Description	Wire Length	End2 Terminal Part Number	End2 Pin Name	End2 Connect or
A	-	-	RR58W	2643773 R1	4.81	10.0	Std. Wall XLPE Primary Cable	BLACK	2545.0	-	A	R01-978 9F
A	-	-	RS58W	2643773 R1	4.81	10.0	Std. Wall XLPE Primary Cable	BLACK	3020.0	-	A	R01-978 9FA
A	-	-	VY58BB	2643773 R1	4.81	10.0	Std. Wall XLPE Primary Cable	BLACK	4895.0	-	D	R01-972 4A
A	-	-	VX58BB	2643773 R1	4.81	10.0	Std. Wall XLPE Primary Cable	BLACK	4595.0	-	E	R01-9724

Name	Terminal Part Number	V-Min	Name	Wire Part Number	Wire CSA	Wire Spec	Wire Material description	Wire Color Description	Wire Length	End2 Terminal Part Number	End2 Pin Name	End2 Connector
B	-	-	RS56W	2643802 R1	4.81	10.0	Std. Wall XLPE Primary Cable	YELLOW 2	3020.0	-	B	R01-978 9FA
B	-	-	RR56W	2643802 R1	4.81	10.0	Std. Wall XLPE Primary Cable	YELLOW 2	2545.0	-	B	R01-978 9F
B	-	-	VX56BB	2643802 R1	4.81	10.0	Std. Wall XLPE Primary Cable	YELLOW 2	4595.0	-	F	R01-9724
B	-	-	VY56BB	2643802 R1	4.81	10.0	Std. Wall XLPE Primary Cable	YELLOW 2	4895.0	-	B	R01-972 4A
C	-	-	RS57W	2643776 R1	4.81	10.0	Std. Wall XLPE Primary Cable	LIGHT GREEN	3020.0	-	C	R01-978 9FA
C	-	-	RR57W	2643776 R1	4.81	10.0	Std. Wall XLPE Primary Cable	LIGHT GREEN	2545.0	-	C	R01-978 9F
C	-	-	VY57BB	2643776 R1	4.81	10.0	Std. Wall XLPE Primary Cable	LIGHT GREEN	4895.0	-	C	R01-972 4A
C	-	-	VX57BB	2643776 R1	4.81	10.0	Std. Wall XLPE Primary Cable	LIGHT GREEN	4595.0	-	G	R01-9724

Connector Name	9717F
Part Number	3517817C1
Short Description	TRAILER GROUND
Instances	LT/RH/LoneStar - X15/A26 - Body Builder Lighting - (Blunt Cut):Diagram1 LT/RH/LoneStar - X15/A26 - Body Builder Lighting - (Blunt Cut):Diagram2
Mates	9717

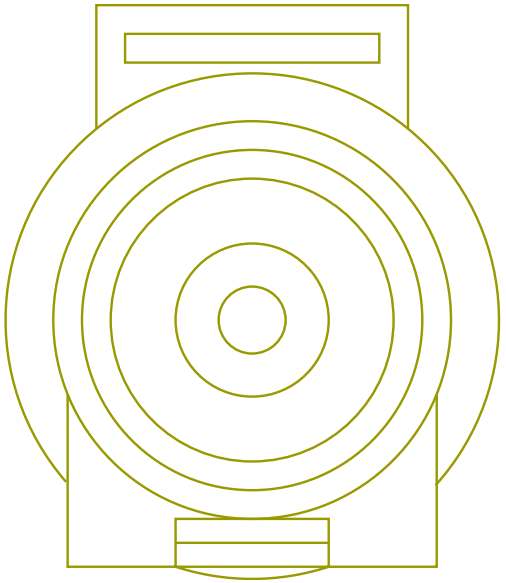

Name	Terminal Part Number	V-Min	Name	Wire Part Number	Wire CSA	Wire Spec	Wire Material description	Wire Color Description	Wire Length	End2 Terminal Part Number	End2 Pin Name	End2 Connect or
A	-	-	VZ10-GBB	2643789 R1	7.48	8.0	Std. Wall XLPE Primary Cable	WHITE	4595.0	-	A	R01-9724
A	-	-	WA10-GBB	2643789 R1	7.48	8.0	Std. Wall XLPE Primary Cable	WHITE	4895.0	-	A	R01-9724A

Connector Name	9717
Part Number	3517441C1
Short Description	TRAILER GROUND
Instances	LT/RH/LoneStar - X15/A26 - Body Builder Lighting - (Blunt Cut):Diagram1 LT/RH/LoneStar - X15/A26 - Body Builder Lighting - (Blunt Cut):Diagram2
Mates	9717F

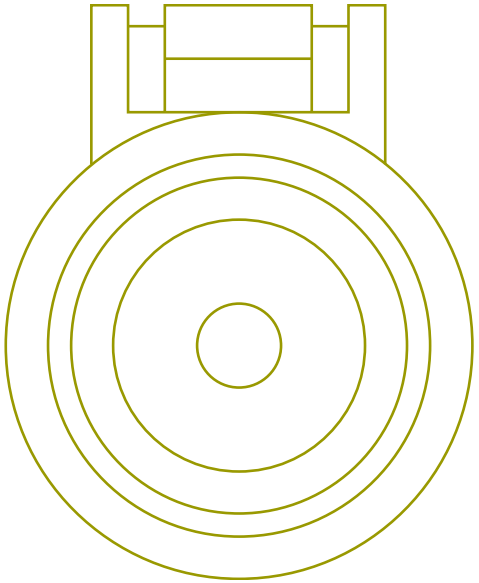

Name	Terminal Part Number	V-Min	Name	Wire Part Number	Wire CSA	Wire Spec	Wire Material description	Wire Color Description	Wire Length	End2 Terminal Part Number	End2 Pin Name	End2 Connect or
A	-	-	UC10-GBB	2643789 R1	7.48	8.0	Std. Wall XLPE Primary Cable	WHITE	3585.0	-	-	-

Connector Name	9718
Part Number	1661778C1
Short Description	DAYCAB WORK LIGHT
Instances	LT/RH - A26 - Work Lights LED W/ Sw Pack - Day Cab W/ RKE W/MAN REV:Diagram1 LT/RH - A26 - Work Lights LED W/ Sw Pack - Day Cab W/ RKE W/MAN REV:Diagram2 LT/RH - A26 - Work Lights LED W/ Sw Pack - Day Cab W/O RKE W/MAN REV:Diagram1 LT/RH - A26 - Work Lights LED W/ Sw Pack - Day Cab W/O RKE W/MAN REV:Diagram2 LT/RH - A26 - Work Lights W/ Sw Pack - Customer Supplied W/ RKE W/MAN REV:Diagram1 LT/RH - A26 - Work Lights W/ Sw Pack - Customer Supplied W/ RKE W/MAN REV:Diagram2 LT/RH - A26 - Work Lights W/ Sw Pack - Customer Supplied W/ RKE W/MAN REV:Diagram3 LT/RH - A26 - Work Lights W/ Sw Pack - Customer Supplied W/ RKE W/MAN REV:Diagram4 LT/RH - A26 - Work Lights W/ Sw Pack - Customer Supplied W/ O RKE W/MAN REV:Diagram1 LT/RH - A26 - Work Lights W/ Sw Pack - Customer Supplied W/ O RKE W/MAN REV:Diagram2 LT/RH - A26 - Work Lights W/ Sw Pack - Customer Supplied W/ O RKE W/MAN REV:Diagram3 LT/RH - A26 - Work Lights W/ Sw Pack - Customer Supplied W/ O RKE W/MAN REV:Diagram4 LT/RH - X15/A26 - Work Lights W/ Sw Pack - Customer Supplied:Diagram1 LT/RH - X15/A26 - Work Lights W/ Sw Pack - Customer Supplied:Diagram2 LT/RH/LoneStar - X15 - Work Lights W/ Sw Pack - Customer Supplied W/ RKE W/MAN REV:Diagram1 LT/RH/LoneStar - X15 - Work Lights W/ Sw Pack - Customer Supplied W/ RKE W/MAN REV:Diagram2 LT/RH/LoneStar - X15 - Work Lights W/ Sw Pack - Customer Supplied W/O RKE W/MAN REV:Diagram1 LT/RH/LoneStar - X15 - Work Lights W/ Sw Pack - Customer Supplied W/O RKE W/MAN REV:Diagram2 LT/RH/LoneStar - X15/A26 - Work Lights LED W/ Sw Pack - Day Cab:Diagram1 LT/RH/LoneStar - X15/A26 - Work Lights LED W/ Sw Pack - Day Cab W/ RKE W/AUTO REV:Diagram1

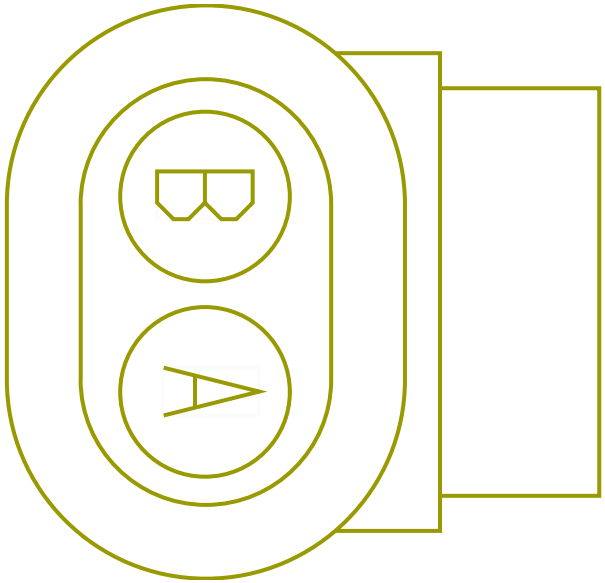

LT/RH/LoneStar - X15/A26 - Work Lights LED W/ Sw Pack - Day Cab W/O RKE:Diagram1
LT/RH/LoneStar - X15/A26 - Work Lights LED W/ Sw Pack - Day Cab W/O RKE W/AUTO REV:Diagram1
LT/RH/LoneStar - X15/A26 - Work Lights W/ Sw Pack - Customer Supplied:Diagram1
LT/RH/LoneStar - X15/A26 - Work Lights W/ Sw Pack - Customer Supplied:Diagram2
LT/RH/LoneStar - X15/A26 - Work Lights W/ Sw Pack - Customer Supplied W/ RKE W/AUTO REV:Diagram1
LT/RH/LoneStar - X15/A26 - Work Lights W/ Sw Pack - Customer Supplied W/ RKE W/AUTO REV:Diagram2
LT/RH/LoneStar - X15/A26 - Work Lights W/ Sw Pack - Customer Supplied W/O RKE W/AUTO REV:Diagram1
LT/RH/LoneStar - X15/A26 - Work Lights W/ Sw Pack - Customer Supplied W/O RKE W/AUTO REV:Diagram2
LT/RH/LoneStar X15 - Work Lights LED W/ Sw Pack - Day Cab W/ RKE W/MAN REV:Diagram1
LT/RH/LoneStar X15 - Work Lights LED W/ Sw Pack - Day Cab W/O RKE W/MAN REV:Diagram1

Mates 9719

Name	Terminal Part Number	V-Min	Name	Wire Part Number	Wire CSA	Wire Spec	Wire Material description	Wire Color Description	Wire Length	End2 Terminal Part Number	End2 Pin Name	End2 Connect or
A	-	-	NV65	2643682 R1	1.16	16.0	Std. Wall XLPE Primary Cable	ORANGE	2490.0	-	68	1701F
B	-	-	NV65-G	2643681 R1	1.16	16.0	Std. Wall XLPE Primary Cable	WHITE	1440.0	-	-	-

Connector Name	9719
Part Number	3543888C1
Short Description	WORK LIGHT
Instances	LT/RH - A26 - Work Lights LED W/ Sw Pack - Day Cab W/ RKE W/MAN REV:Diagram1 LT/RH - A26 - Work Lights LED W/ Sw Pack - Day Cab W/ RKE W/MAN REV:Diagram2 LT/RH - A26 - Work Lights LED W/ Sw Pack - Day Cab W/O RKE W/MAN REV:Diagram1 LT/RH - A26 - Work Lights LED W/ Sw Pack - Day Cab W/O RKE W/MAN REV:Diagram2 LT/RH - A26 - Work Lights W/ Sw Pack - Customer Supplied W/ RKE W/MAN REV:Diagram1 LT/RH - A26 - Work Lights W/ Sw Pack - Customer Supplied W/ RKE W/MAN REV:Diagram2 LT/RH - A26 - Work Lights W/ Sw Pack - Customer Supplied W/ RKE W/MAN REV:Diagram3 LT/RH - A26 - Work Lights W/ Sw Pack - Customer Supplied W/ RKE W/MAN REV:Diagram4 LT/RH - A26 - Work Lights W/ Sw Pack - Customer Supplied W/ O RKE W/MAN REV:Diagram1 LT/RH - A26 - Work Lights W/ Sw Pack - Customer Supplied W/ O RKE W/MAN REV:Diagram2 LT/RH - A26 - Work Lights W/ Sw Pack - Customer Supplied W/ O RKE W/MAN REV:Diagram3 LT/RH - A26 - Work Lights W/ Sw Pack - Customer Supplied W/ O RKE W/MAN REV:Diagram4 LT/RH - X15/A26 - Work Lights W/ Sw Pack - Customer Supplied:Diagram1 LT/RH - X15/A26 - Work Lights W/ Sw Pack - Customer Supplied:Diagram2 LT/RH/LoneStar - X15 - Work Lights W/ Sw Pack - Customer Supplied W/ RKE W/MAN REV:Diagram1 LT/RH/LoneStar - X15 - Work Lights W/ Sw Pack - Customer Supplied W/ RKE W/MAN REV:Diagram2 LT/RH/LoneStar - X15 - Work Lights W/ Sw Pack - Customer Supplied W/O RKE W/MAN REV:Diagram1 LT/RH/LoneStar - X15 - Work Lights W/ Sw Pack - Customer Supplied W/O RKE W/MAN REV:Diagram2 LT/RH/LoneStar - X15/A26 - Work Lights LED W/ Sw Pack - Day Cab:Diagram1 LT/RH/LoneStar - X15/A26 - Work Lights LED W/ Sw Pack - Day Cab W/ RKE W/AUTO REV:Diagram1

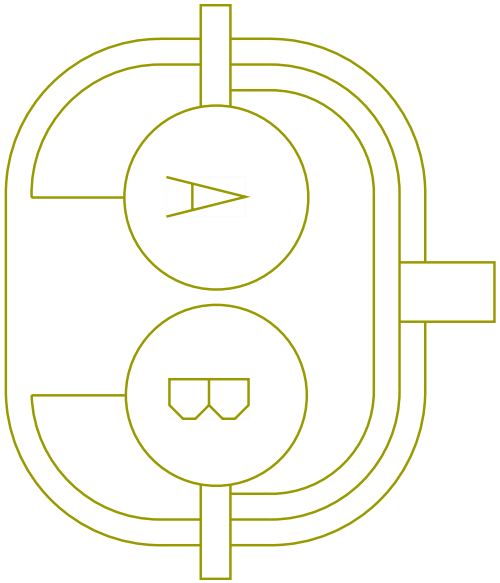

LT/RH/LoneStar - X15/A26 - Work Lights LED W/ Sw Pack - Day Cab W/O RKE:Diagram1
LT/RH/LoneStar - X15/A26 - Work Lights LED W/ Sw Pack - Day Cab W/O RKE W/AUTO REV:Diagram1
LT/RH/LoneStar - X15/A26 - Work Lights W/ Sw Pack - Customer Supplied:Diagram1
LT/RH/LoneStar - X15/A26 - Work Lights W/ Sw Pack - Customer Supplied:Diagram2
LT/RH/LoneStar - X15/A26 - Work Lights W/ Sw Pack - Customer Supplied W/ RKE W/AUTO REV:Diagram1
LT/RH/LoneStar - X15/A26 - Work Lights W/ Sw Pack - Customer Supplied W/ RKE W/AUTO REV:Diagram2
LT/RH/LoneStar - X15/A26 - Work Lights W/ Sw Pack - Customer Supplied W/O RKE W/AUTO REV:Diagram1
LT/RH/LoneStar - X15/A26 - Work Lights W/ Sw Pack - Customer Supplied W/O RKE W/AUTO REV:Diagram2
LT/RH/LoneStar X15 - Work Lights LED W/ Sw Pack - Day Cab W/ RKE W/MAN REV:Diagram1
LT/RH/LoneStar X15 - Work Lights LED W/ Sw Pack - Day Cab W/O RKE W/MAN REV:Diagram1

Mates 9718

Name	Terminal Part Number	V-Min	Name	Wire Part Number	Wire CSA	Wire Spec	Wire Material description	Wire Color Description	Wire Length	End2 Terminal Part Number	End2 Pin Name	End2 Connect or
A	-	-	J65	-	1.16	16.0	Std. Wall XLPE Primary Cable	BLACK	1300.0	-	A	W27-1032
B	-	-	J11-GK	-	1.16	16.0	Std. Wall XLPE Primary Cable	WHITE	1300.0	-	B	W27-1032

Connector Name	9737
Part Number	1661375C2
Instances	LT/RH/LoneStar - X15/A26 - Auxiliary Air Solenoids 4-pack (2 packs/8 solenoids):Diagram1

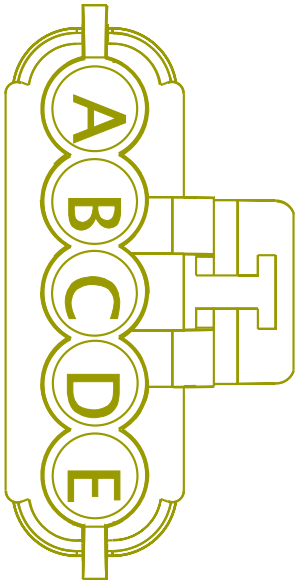

Name	Terminal Part Number	V-Min	Name	Wire Part Number	Wire CSA	Wire Spec	Wire Material description	Wire Color Description	Wire Length	End2 Terminal Part Number	End2 Pin Name	End2 Connect or
A	-	-	SW59-GA	2643689 R1	1.91	14.0	Std. Wall XLPE Primary Cable	WHITE	1935.0	-	-	-
B	-	-	SW59E	2643673 R1	0.79	18.0	Std. Wall XLPE Primary Cable	GREY	2985.0	-	36	1701F
C	-	-	SW59F	2643673 R1	0.79	18.0	Std. Wall XLPE Primary Cable	GREY	2985.0	-	37	1701F
D	-	-	SW59H	2643673 R1	0.79	18.0	Std. Wall XLPE Primary Cable	GREY	2985.0	-	38	1701F

Name	Terminal Part Number	V-Min	Name	Wire Part Number	Wire CSA	Wire Spec	Wire Material description	Wire Color Description	Wire Length	End2 Terminal Part Number	End2 Pin Name	End2 Connect or
E	-	-	SW59J	2643673 R1	0.79	18.0	Std. Wall XLPE Primary Cable	GREY	2985.0	-	39	1701F

Connector Name	9800F
Part Number	3558026C1
Short Description	CONNECTION TO REAR CHASSIS HARNESS
Instances	LoneStar - X15 - Antilock Brake System (ABS) - Wabco 4 Channel Implementation:Diagram1 LoneStar - X15 - Antilock Brake System (ABS) - Wabco 4 Channel Implementation:Diagram2 LoneStar - X15 - Antilock Brake System (ABS) - Wabco 4 Channel Implementation:Diagram3 LoneStar - X15 - Antilock Brake System (ABS) - Wabco 4 Channel Implementation:Diagram4 LoneStar - X15 - Antilock Brake System (ABS) [Bendix 6 Channel Implementation]:Diagram1 LoneStar - X15 - Antilock Brake System (ABS) [Bendix 6 Channel Implementation]:Diagram2 LoneStar - X15 - Antilock Brake System (ABS) [Bendix 6 Channel Implementation]:Diagram3 LoneStar - X15 - Antilock Brake System (ABS)-BENDIX 4 Channel Implemenation:Diagram1 LoneStar - X15 - Antilock Brake System (ABS)-BENDIX 4 Channel Implemenation:Diagram2 LoneStar - X15 - Antilock Brake System (ABS)-BENDIX 4 Channel Implemenation:Diagram3 LoneStar - X15 - Antilock Brake System (ABS)-BENDIX 4 Channel Implemenation:Diagram4 LoneStar - X15 - Antilock Brake System - Wabco ABS 6 Channel Implementation:Diagram1 LoneStar - X15 - Antilock Brake System - Wabco ABS 6 Channel Implementation:Diagram2 LoneStar - X15 - Antilock Brake System - Wabco ABS 6 Channel Implementation:Diagram3 LT/RH X15 - Backup Light (Dual Reverse Light) Allison-TC10:Diagram1 LT/RH X15 - Backup Light (Dual Reverse Light) Allison-TC10:Diagram2 LT/RH X15 - Backup Light (Dual Reverse LT) Procosion/ Endurant:Diagram1 LT/RH X15 - Backup Light (Dual Reverse LT) Procosion/ Endurant:Diagram2 LT/RH X15 - Backup Light (Reverse Light) Allison TC10:Diagram1 LT/RH X15 - Backup Light (Reverse Light) Allison TC10:Diagram2

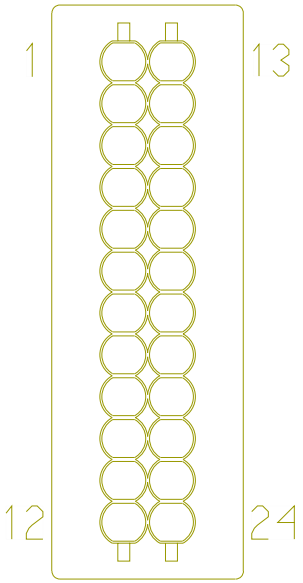

LT/RH X15 - Backup Light (Single Reverse Light) Allison TC10:Diagram1
LT/RH X15 - Backup Light (Single Reverse Light) Allison TC10:Diagram2
LT/RH X15 - Backup Light (Single Reverse Light) Endurant:Diagram1
LT/RH X15 - Backup Light (Single Reverse Light) Endurant:Diagram2
LT/RH X15 - Backup Lights (Dual Reverse Light) Eaton/Manual Trans:Diagram1
LT/RH X15 - Backup Lights (Dual Reverse Light) Eaton/Manual Trans:Diagram2
LT/RH X15 - Backup Lights (Reverse Light) Eaton/Manual Trans:Diagram1
LT/RH X15 - Backup Lights (Reverse Light) Eaton/Manual Trans:Diagram2
LT/RH X15 - Backup Lights (Reverse Lights) Eaton/Manual Trans:Diagram1
LT/RH X15 - Backup Lights (Reverse Lights) Eaton/Manual Trans:Diagram2
LT/RH X15 - Backup Lights (Single Reverse Light) Eaton/Manual Trans:Diagram1
LT/RH X15 - Backup Lights (Single Reverse Light) Eaton/Manual Trans:Diagram2
LT/RH - A26 - Backup Light (Dual Reverse Light)Allison/ZF Trans:Diagram1
LT/RH - A26 - Backup Light (Dual Reverse Light)Allison/ZF Trans:Diagram2
LT/RH - A26 - Backup Light (Dual Reverse LT) - Relay Coil CTRL by TCM - 6 PIN:Diagram1
LT/RH - A26 - Backup Light (Dual Reverse LT) - Relay Coil CTRL by TCM - 6 PIN:Diagram2
LT/RH - A26 - Backup Light (Reverse Light) Allison/ZF Trans:Diagram1
LT/RH - A26 - Backup Light (Single Reverse Light) Procision, Endurant:Diagram1
LT/RH - A26 - Backup Light (Single Reverse Light) W/ Allison:Diagram1
LT/RH - A26 - Backup Light (Single Reverse Light)Yukon AMT:Diagram1
LT/RH - A26 - Backup Lights (Dual Reverse Light) Eaton/Manual Trans:Diagram1
LT/RH - A26 - Backup Lights (Dual Reverse Light) Eaton/Manual Trans:Diagram2

LT/RH - X15/A26 - Antilock Brake System (ABS) - Wabco 4 Channel Implementation:Diagram1
LT/RH - X15/A26 - Antilock Brake System (ABS) - Wabco 4 Channel Implementation:Diagram2
LT/RH - X15/A26 - Antilock Brake System (ABS) - Wabco 4 Channel Implementation:Diagram3
LT/RH - X15/A26 - Antilock Brake System (ABS) - Wabco 4 Channel Implementation:Diagram4
LT/RH - X15/A26 - Antilock Brake System (ABS) BENDIX 4 Channel Implemenation:Diagram1
LT/RH - X15/A26 - Antilock Brake System (ABS) BENDIX 4 Channel Implemenation:Diagram2
LT/RH - X15/A26 - Antilock Brake System (ABS) BENDIX 4 Channel Implemenation:Diagram3
LT/RH - X15/A26 - Antilock Brake System (ABS) BENDIX 4 Channel Implemenation:Diagram4
LT/RH - X15/A26 - Antilock Brake System (ABS) Bendix 6 Channel Implementation:Diagram1
LT/RH - X15/A26 - Antilock Brake System (ABS) Bendix 6 Channel Implementation:Diagram2
LT/RH - X15/A26 - Antilock Brake System (ABS) Bendix 6 Channel Implementation:Diagram3
LT/RH - X15/A26 - Antilock Brake System - Wabco ABS 6 Channel Implementation:Diagram1
LT/RH - X15/A26 - Antilock Brake System - Wabco ABS 6 Channel Implementation:Diagram2
LT/RH - X15/A26 - Antilock Brake System - Wabco ABS 6 Channel Implementation:Diagram3
LT/RH - X15/A26 - License Plate Light (Dual LED Lamp Tail Light) Option 1:Diagram1
LT/RH - X15/A26 - License Plate Light (Dual LED Lamp Tail Light) Option 1:Diagram2
LT/RH - X15/A26 - License Plate Light (Dual LED Lamp Tail Light) Option 2:Diagram1
LT/RH - X15/A26 - License Plate Light (Dual LED Lamp Tail Light) Option 2:Diagram2
LT/RH - X15/A26 - License Plate Light (Tail Light Single Assy.) Option 1:Diagram1
LT/RH - X15/A26 - License Plate Light (Tail Light Single Assy.) Option 1:Diagram2
LT/RH - X15/A26 - License Plate Light (Tail Light Single Assy.)Option 2:Diagram1
LT/RH - X15/A26 - License Plate Light (Tail Light Single Assy.)Option 2:Diagram2

LT/RH A26 - Back-Up Alarm (Manual) and UltraShift+:Diagram1
LT/RH A26 - Back-Up Alarm (Manual) and UltraShift+:Diagram2
LT/RH A26 - Back-Up Alarm (Manual) and UltraShift+:Diagram3
LT/RH A26 - Back-Up Alarm (Manual) and UltraShift+:Diagram4
LT/RH A26 - Back-Up Alarm (Manual) and UltraShift+:Diagram5
LT/RH A26 - Back-Up Alarm (Manual) and UltraShift+:Diagram6
LT/RH A26 - Back-Up Alarm (Manual) and UltraShift+:Diagram7
LT/RH A26 - Back-Up Alarm (Manual) and UltraShift+:Diagram8
LT/RH A26 - Back-Up Alarm (Manual) (W/ Tail Light Bar Assy):Diagram1
LT/RH A26 - Back-Up Alarm (Manual) (W/ Tail Light Bar Assy):Diagram2
LT/RH A26 - Back-Up Alarm (Manual) (W/ Tail Light Bar Assy):Diagram3
LT/RH A26 - Back-Up Alarm (Manual) (W/ Tail Light Bar Assy):Diagram4
LT/RH/LoneStar - X15/A26 - 2 Driver Controlled Locking Differential - FR & RR Axle (DANA):Diagram1
LT/RH/LoneStar - X15/A26 - 2 Driver Controlled Locking Differential - FR & RR Axle (MERITOR):Diagram1
LT/RH/LoneStar - X15/A26 - Back-Up Alarm (Automatic) (W/ Tail Light Bar Assy):Diagram1
LT/RH/LoneStar - X15/A26 - Back-Up Alarm (Automatic) (W/ Tail Light Bar Assy):Diagram2
LT/RH/LoneStar - X15/A26 - Driver Controlled Locking Differential - FR & RR Axle (DANA):Diagram1
LT/RH/LoneStar - X15/A26 - Driver Controlled Locking Differential - FR & RR Axle (MERITOR):Diagram1
LT/RH/LoneStar - X15/A26 - Driver Controlled Locking Differential - FR (MERITOR):Diagram1
LT/RH/LoneStar - X15/A26 - Driver Controlled Locking Differential - RR Axle (DANA):Diagram1
LT/RH/LoneStar - X15/A26 - Driver Controlled Locking Differential - RR Axle (DANA):Diagram2
LT/RH/LoneStar - X15/A26 - Driver Controlled Locking Differential - RR Axle (MERITOR):Diagram1
LT/RH/LoneStar - X15/A26 - Driver Controlled Locking Differential - RR Axle (MERITOR):Diagram2
LT/RH/LoneStar - X15/A26 - License Plate Light (Tail Light Single Assy.) Option 1:Diagram1
LT/RH/LoneStar - X15/A26 - License Plate Light (Tail Light Single Assy.) Option 1:Diagram2
LT/RH/LoneStar - X15/A26 - License Plate Light (Tail Light Single Assy.) Option 2:Diagram1-Combination1

LT/RH/LoneStar - X15/A26 - License Plate Light (Tail Light Single Assy.) Option 2:Diagram1-Combination2
LT/RH/LoneStar - X15/A26 - Rear Lights Stop - Dual Assembly:Diagram1
LT/RH/LoneStar - X15/A26 - Rear Lights Stop - Dual Assembly:Diagram2
LT/RH/LoneStar - X15/A26 - Rear Lights Stop - Single Assembly Option 1:Diagram1
LT/RH/LoneStar - X15/A26 - Rear Lights Stop - Single Assembly Option 1:Diagram2
LT/RH/LoneStar - X15/A26 - Rear Lights Stop - Single Assembly Option 2:Diagram1
LT/RH/LoneStar - X15/A26 - Rear Lights Stop - Single Assembly Option 2:Diagram2
LT/RH/LoneStar - X15/A26 - Single Axle Temperature Monitoring:Diagram1
LT/RH/LoneStar - X15/A26 - Single Axle Temperature Monitoring w/Aux Gauge:Diagram1
LT/RH/LoneStar - X15/A26 - Tandem Axle Temperature Monitoring:Diagram1
LT/RH/LoneStar - X15/A26 - Tandem Axle Temperature Monitoring:Diagram2
LT/RH/LoneStar - X15/A26 - Tandem Axle Temperature Monitoring w/ Single SNSR and AUX Gauge:Diagram1
LT/RH/LoneStar - X15/A26 - Tandem Axle Temperature Monitoring w/ Single SNSR and AUX Gauge:Diagram1
LT/RH/LoneStar - X15/A26 - Tandem Axle Temperature Monitoring w/Aux Gauge:Diagram1
LT/RH/LoneStar - X15/A26 - Tandem Axle Temperature Monitoring w/Aux Gauge:Diagram2
LT/RH/LoneStar - X15/A26 - Traction Control (Bendix Controller):Diagram1
LT/RH/LoneStar - X15/A26 - Traction Control (Bendix Controller):Diagram2
LT/RH/LoneStar - X15/A26 - Traction Control (Bendix Controller) With ABS Trailer:Diagram1
LT/RH/LoneStar - X15/A26 - Traction Control (Bendix Controller) With ABS Trailer:Diagram2
LT/RH/LoneStar - X15/A26 - Traction Control (Wabco Controller):Diagram1
LT/RH/LoneStar - X15/A26 - Traction Control (Wabco Controller):Diagram2
LT/RH/LoneStar - X15/A26 - Traction Control (Wabco Controller):Diagram3

LT/RH/LoneStar X15 - Back-Up Alarm (Manual) and UltraShift +:Diagram1
LT/RH/LoneStar X15 - Back-Up Alarm (Manual) and UltraShift +:Diagram2
LT/RH/LoneStar X15 - Back-Up Alarm (Manual) and UltraShift +:Diagram3
LT/RH/LoneStar X15 - Back-Up Alarm (Manual) and UltraShift +:Diagram4
LT/RH/LoneStar X15 - Back-Up Alarm (Manual) (W/ Tail Light Bar Assy):Diagram1
LT/RH/LoneStar X15 - Back-Up Alarm (Manual) (W/ Tail Light Bar Assy):Diagram2
LT/RH/LoneStar X15 - Backup Light (Single Reverse Light) Endurant:Diagram1
LT/RH/LoneStar X15 - Backup Light (Single Reverse Light) Endurant:Diagram2
LT/RH/LoneStar X15 - Backup Light (Single Reverse Light) W/ Allison TC10:Diagram1
LT/RH/LoneStar X15 - Backup Light (Single Reverse Light) W/ Allison TC10:Diagram2
LT/RH/LoneStar X15 - Backup Light Endurant:Diagram1
LT/RH/LoneStar X15 - Backup Light Endurant:Diagram2
LT/RH/LoneStar X15 - Backup Lights (Single Reverse Light) Eaton/Manual Trans:Diagram1
LT/RH/LoneStar X15 - Backup Lights (Single Reverse Light) Eaton/Manual Trans:Diagram2
Tire Pressure Monitoring (TPMS)(LDL Technology):Combination1
Tire Pressure Monitoring (TPMS)(LDL Technology):Combination2
Tire Pressure Monitoring (TPMS)(LDL Technology):Combination3

Mates 9800M

Name	Terminal Part Number	V-Min	Name	Wire Part Number	Wire CSA	Wire Spec	Wire Material description	Wire Color Description	Wire Length	End2 Terminal Part Number	End2 Pin Name	End2 Connector
1	-	-	NA71BA	2643690 R1	1.91	14.0	Std. Wall XLPE Primary Cable	ORANGE	3235.0	-	1	1701F

Name	Terminal Part Number	V-Min	Name	Wire Part Number	Wire CSA	Wire Spec	Wire Material description	Wire Color Description	Wire Length	End2 Terminal Part Number	End2 Pin Name	End2 Connector
2	-	-	NA10-G	3510362 R1	3.01	12.0	Thin Wall XLPE Primary Cable	WHITE	2335.0	-	5	9800F
2	-	-	NA56A	2643690 R1	1.91	14.0	Std. Wall XLPE Primary Cable	ORANGE	3235.0	-	2	1701F
3	-	-	NA57A	2643690 R1	1.91	14.0	Std. Wall XLPE Primary Cable	ORANGE	3235.0	-	3	1701F
4	-	-	PB68B	2643688 R1	1.91	14.0	Std. Wall XLPE Primary Cable	BROWN	2725.0	-	X	-
4	-	-	NA68A	2643688 R1	1.91	14.0	Std. Wall XLPE Primary Cable	BROWN	3235.0	-	4	1701F
5	-	-	NA10-G	3510362 R1	3.01	12.0	Thin Wall XLPE Primary Cable	WHITE	2335.0	-	-	-
5	-	-	NA10-G	3510362 R1	3.01	12.0	Thin Wall XLPE Primary Cable	WHITE	2335.0	-	2	9800F
6	-	-	NR32A	2643676 R1	0.79	18.0	Std. Wall XLPE Primary Cable	TAN	3235.0	-	43	1701F

Name	Terminal Part Number	V-Min	Name	Wire Part Number	Wire CSA	Wire Spec	Wire Material description	Wire Color Description	Wire Length	End2 Terminal Part Number	End2 Pin Name	End2 Connector
7	-	-	NR9BF	2643673 R1	0.79	18.0	Std. Wall XLPE Primary Cable	GREY	1400.0	-	-	-
8	-	-	NS32	2643676 R1	0.79	18.0	Std. Wall XLPE Primary Cable	TAN	3235.0	-	44	1701F
9	-	-	NT49	2643673 R1	0.79	18.0	Std. Wall XLPE Primary Cable	GREY	3235.0	-	45	1701F
10	-	-	NT49-G	2643674 R1	0.79	18.0	Std. Wall XLPE Primary Cable	WHITE	2185.0	-	-	-
11	-	-	NU49A	2643673 R1	0.79	18.0	Std. Wall XLPE Primary Cable	GREY	3235.0	-	50	1701F
11	-	-	ZB22AB	3510323 R1	0.79	18.0	Thin Wall XLPE Primary Cable	PINK	3271.0	-	26	1701F
12	-	-	ZB22-GAA	3510359 R1	0.79	18.0	Thin Wall XLPE Primary Cable	WHITE	3271.0	-	29	1701F
13	-	-	NB94BA	2643680 R1	1.16	16.0	Std. Wall XLPE Primary Cable	GREY	3235.0	-	23	1701F

Name	Terminal Part Number	V-Min	Name	Wire Part Number	Wire CSA	Wire Spec	Wire Material description	Wire Color Description	Wire Length	End2 Terminal Part Number	End2 Pin Name	End2 Connector
13	-	-	BB94BA	2643680 R1	1.16	16.0	Std. Wall XLPE Primary Cable	GREY	3235.0	-	23	1701F
14	-	-	BB94BB	2643680 R1	1.16	16.0	Std. Wall XLPE Primary Cable	GREY	3235.0	-	24	1701F
15	-	-	NB94BC	2643680 R1	1.16	16.0	Std. Wall XLPE Primary Cable	GREY	3235.0	-	25	1701F
15	-	-	BB94BC	2643680 R1	1.16	16.0	Std. Wall XLPE Primary Cable	GREY	3235.0	-	25	1701F
16	-	-	NB94BD	2643680 R1	1.16	16.0	Std. Wall XLPE Primary Cable	GREY	3235.0	-	17	1701F
16	-	-	BB94BD	2643680 R1	1.16	16.0	Std. Wall XLPE Primary Cable	GREY	3235.0	-	17	1701F
17	-	-	NB94BE	2643680 R1	1.16	16.0	Std. Wall XLPE Primary Cable	GREY	3235.0	-	16	1701F
17	-	-	BB94BE	2643680 R1	1.16	16.0	Std. Wall XLPE Primary Cable	GREY	3235.0	-	16	1701F

Name	Terminal Part Number	V-Min	Name	Wire Part Number	Wire CSA	Wire Spec	Wire Material description	Wire Color Description	Wire Length	End2 Terminal Part Number	End2 Pin Name	End2 Connector
18	-	-	NB94BF	2643680 R1	1.16	16.0	Std. Wall XLPE Primary Cable	GREY	3235.0	-	19	1701F
18	-	-	BB94BF	2643680 R1	1.16	16.0	Std. Wall XLPE Primary Cable	GREY	3235.0	-	19	1701F
19	-	-	NB94BH	2643680 R1	1.16	16.0	Std. Wall XLPE Primary Cable	GREY	3235.0	-	18	1701F
19	-	-	BB94BH	2643680 R1	1.16	16.0	Std. Wall XLPE Primary Cable	GREY	3235.0	-	18	1701F
20	-	-	NB94BJ	2643782 R1	1.91	14.0	Std. Wall XLPE Primary Cable	GREY	3235.0	-	21	1701F
20	-	-	BB94BJ	2643782 R1	1.91	14.0	Std. Wall XLPE Primary Cable	GREY	3235.0	-	21	1701F
21	-	-	BB94BK	2643680 R1	1.16	16.0	Std. Wall XLPE Primary Cable	GREY	3235.0	-	22	1701F
22	-	-	NB94BL	2643782 R1	1.91	14.0	Std. Wall XLPE Primary Cable	GREY	3235.0	-	20	1701F

Name	Terminal Part Number	V-Min	Name	Wire Part Number	Wire CSA	Wire Spec	Wire Material description	Wire Color Description	Wire Length	End2 Terminal Part Number	End2 Pin Name	End2 Connector
22	-	-	BB94BL	2643782 R1	1.91	14.0	Std. Wall XLPE Primary Cable	GREY	3235.0	-	20	1701F
23	-	-	NC94BM	2643680 R1	1.16	16.0	Std. Wall XLPE Primary Cable	GREY	3235.0	-	14	1701F
24	-	-	BC94BN	2643680 R1	1.16	16.0	Std. Wall XLPE Primary Cable	GREY	3235.0	-	15	1701F

Connector Name	9800M
Part Number	3558022C1
Short Description	CONNECTION TO CENTER HARNESS
Instances	LoneStar - X15 - Antilock Brake System (ABS) - Wabco 4 Channel Implementation:Diagram1 LoneStar - X15 - Antilock Brake System (ABS) - Wabco 4 Channel Implementation:Diagram2 LoneStar - X15 - Antilock Brake System (ABS) - Wabco 4 Channel Implementation:Diagram3 LoneStar - X15 - Antilock Brake System (ABS) - Wabco 4 Channel Implementation:Diagram4 LoneStar - X15 - Antilock Brake System (ABS) [Bendix 6 Channel Implementation]:Diagram1 LoneStar - X15 - Antilock Brake System (ABS) [Bendix 6 Channel Implementation]:Diagram2 LoneStar - X15 - Antilock Brake System (ABS) [Bendix 6 Channel Implementation]:Diagram3 LoneStar - X15 - Antilock Brake System (ABS)-BENDIX 4 Channel Implemenation:Diagram1 LoneStar - X15 - Antilock Brake System (ABS)-BENDIX 4 Channel Implemenation:Diagram2 LoneStar - X15 - Antilock Brake System (ABS)-BENDIX 4 Channel Implemenation:Diagram3 LoneStar - X15 - Antilock Brake System (ABS)-BENDIX 4 Channel Implemenation:Diagram4 LoneStar - X15 - Antilock Brake System - Wabco ABS 6 Channel Implementation:Diagram1 LoneStar - X15 - Antilock Brake System - Wabco ABS 6 Channel Implementation:Diagram2 LoneStar - X15 - Antilock Brake System - Wabco ABS 6 Channel Implementation:Diagram3 LT/RH X15 - Backup Light (Dual Reverse Light) Allison-TC10:Diagram1 LT/RH X15 - Backup Light (Dual Reverse Light) Allison-TC10:Diagram2 LT/RH X15 - Backup Light (Dual Reverse LT) Procosion/ Endurant:Diagram1 LT/RH X15 - Backup Light (Dual Reverse LT) Procosion/ Endurant:Diagram2 LT/RH X15 - Backup Light (Reverse Light) Allison TC10:Diagram1 LT/RH X15 - Backup Light (Reverse Light) Allison TC10:Diagram2

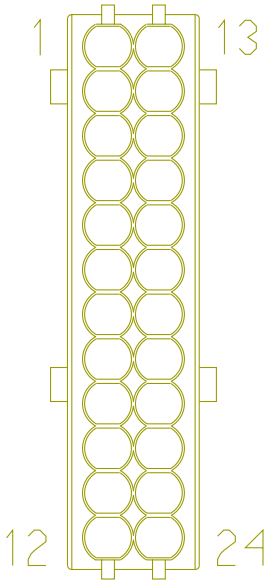

LT/RH X15 - Backup Light (Single Reverse Light) Allison TC10:Diagram1
LT/RH X15 - Backup Light (Single Reverse Light) Allison TC10:Diagram2
LT/RH X15 - Backup Light (Single Reverse Light) Endurant:Diagram1
LT/RH X15 - Backup Light (Single Reverse Light) Endurant:Diagram2
LT/RH X15 - Backup Lights (Dual Reverse Light) Eaton/Manual Trans:Diagram1
LT/RH X15 - Backup Lights (Dual Reverse Light) Eaton/Manual Trans:Diagram2
LT/RH X15 - Backup Lights (Reverse Light) Eaton/Manual Trans:Diagram1
LT/RH X15 - Backup Lights (Reverse Light) Eaton/Manual Trans:Diagram2
LT/RH X15 - Backup Lights (Reverse Lights) Eaton/Manual Trans:Diagram1
LT/RH X15 - Backup Lights (Reverse Lights) Eaton/Manual Trans:Diagram2
LT/RH X15 - Backup Lights (Single Reverse Light) Eaton/Manual Trans:Diagram1
LT/RH X15 - Backup Lights (Single Reverse Light) Eaton/Manual Trans:Diagram2
LT/RH - A26 - Backup Light (Dual Reverse Light)Allison/ZF Trans:Diagram1
LT/RH - A26 - Backup Light (Dual Reverse Light)Allison/ZF Trans:Diagram2
LT/RH - A26 - Backup Light (Dual Reverse LT) - Relay Coil CTRL by TCM - 6 PIN:Diagram1
LT/RH - A26 - Backup Light (Dual Reverse LT) - Relay Coil CTRL by TCM - 6 PIN:Diagram2
LT/RH - A26 - Backup Light (Reverse Light) Allison/ZF Trans:Diagram1
LT/RH - A26 - Backup Light (Single Reverse Light) Procision, Endurant:Diagram1
LT/RH - A26 - Backup Light (Single Reverse Light) W/ Allison:Diagram1
LT/RH - A26 - Backup Light (Single Reverse Light)Yukon AMT:Diagram1
LT/RH - A26 - Backup Lights (Dual Reverse Light) Eaton/Manual Trans:Diagram1
LT/RH - A26 - Backup Lights (Dual Reverse Light) Eaton/Manual Trans:Diagram2

LT/RH - X15/A26 - Antilock Brake System (ABS) - Wabco 4 Channel Implementation:Diagram1
LT/RH - X15/A26 - Antilock Brake System (ABS) - Wabco 4 Channel Implementation:Diagram2
LT/RH - X15/A26 - Antilock Brake System (ABS) - Wabco 4 Channel Implementation:Diagram3
LT/RH - X15/A26 - Antilock Brake System (ABS) - Wabco 4 Channel Implementation:Diagram4
LT/RH - X15/A26 - Antilock Brake System (ABS) BENDIX 4 Channel Implemenation:Diagram1
LT/RH - X15/A26 - Antilock Brake System (ABS) BENDIX 4 Channel Implemenation:Diagram2
LT/RH - X15/A26 - Antilock Brake System (ABS) BENDIX 4 Channel Implemenation:Diagram3
LT/RH - X15/A26 - Antilock Brake System (ABS) BENDIX 4 Channel Implemenation:Diagram4
LT/RH - X15/A26 - Antilock Brake System (ABS) Bendix 6 Channel Implementation:Diagram1
LT/RH - X15/A26 - Antilock Brake System (ABS) Bendix 6 Channel Implementation:Diagram2
LT/RH - X15/A26 - Antilock Brake System (ABS) Bendix 6 Channel Implementation:Diagram3
LT/RH - X15/A26 - Antilock Brake System - Wabco ABS 6 Channel Implementation:Diagram1
LT/RH - X15/A26 - Antilock Brake System - Wabco ABS 6 Channel Implementation:Diagram2
LT/RH - X15/A26 - Antilock Brake System - Wabco ABS 6 Channel Implementation:Diagram3
LT/RH - X15/A26 - License Plate Light (Dual LED Lamp Tail Light) Option 1:Diagram1
LT/RH - X15/A26 - License Plate Light (Dual LED Lamp Tail Light) Option 1:Diagram2
LT/RH - X15/A26 - License Plate Light (Dual LED Lamp Tail Light) Option 2:Diagram1
LT/RH - X15/A26 - License Plate Light (Dual LED Lamp Tail Light) Option 2:Diagram2
LT/RH - X15/A26 - License Plate Light (Tail Light Single Assy.) Option 1:Diagram1
LT/RH - X15/A26 - License Plate Light (Tail Light Single Assy.) Option 1:Diagram2
LT/RH - X15/A26 - License Plate Light (Tail Light Single Assy.)Option 2:Diagram1
LT/RH - X15/A26 - License Plate Light (Tail Light Single Assy.)Option 2:Diagram2

LT/RH A26 - Back-Up Alarm (Manual) and UltraShift+:Diagram1
LT/RH A26 - Back-Up Alarm (Manual) and UltraShift+:Diagram2
LT/RH A26 - Back-Up Alarm (Manual) and UltraShift+:Diagram3
LT/RH A26 - Back-Up Alarm (Manual) and UltraShift+:Diagram4
LT/RH A26 - Back-Up Alarm (Manual) and UltraShift+:Diagram5
LT/RH A26 - Back-Up Alarm (Manual) and UltraShift+:Diagram6
LT/RH A26 - Back-Up Alarm (Manual) and UltraShift+:Diagram7
LT/RH A26 - Back-Up Alarm (Manual) and UltraShift+:Diagram8
LT/RH A26 - Back-Up Alarm (Manual) (W/ Tail Light Bar Assy):Diagram1
LT/RH A26 - Back-Up Alarm (Manual) (W/ Tail Light Bar Assy):Diagram2
LT/RH A26 - Back-Up Alarm (Manual) (W/ Tail Light Bar Assy):Diagram3
LT/RH A26 - Back-Up Alarm (Manual) (W/ Tail Light Bar Assy):Diagram4
LT/RH/LoneStar - X15/A26 - 2 Driver Controlled Locking Differential - FR & RR Axle (DANA):Diagram1
LT/RH/LoneStar - X15/A26 - 2 Driver Controlled Locking Differential - FR & RR Axle (MERITOR):Diagram1
LT/RH/LoneStar - X15/A26 - Back-Up Alarm (Automatic) (W/ Tail Light Bar Assy):Diagram1
LT/RH/LoneStar - X15/A26 - Back-Up Alarm (Automatic) (W/ Tail Light Bar Assy):Diagram2
LT/RH/LoneStar - X15/A26 - Driver Controlled Locking Differential - FR & RR Axle (DANA):Diagram1
LT/RH/LoneStar - X15/A26 - Driver Controlled Locking Differential - FR & RR Axle (MERITOR):Diagram1
LT/RH/LoneStar - X15/A26 - Driver Controlled Locking Differential - FR (MERITOR):Diagram1
LT/RH/LoneStar - X15/A26 - Driver Controlled Locking Differential - RR Axle (DANA):Diagram1
LT/RH/LoneStar - X15/A26 - Driver Controlled Locking Differential - RR Axle (DANA):Diagram2
LT/RH/LoneStar - X15/A26 - Driver Controlled Locking Differential - RR Axle (MERITOR):Diagram1
LT/RH/LoneStar - X15/A26 - Driver Controlled Locking Differential - RR Axle (MERITOR):Diagram2
LT/RH/LoneStar - X15/A26 - License Plate Light (Tail Light Single Assy.) Option 1:Diagram1
LT/RH/LoneStar - X15/A26 - License Plate Light (Tail Light Single Assy.) Option 1:Diagram2
LT/RH/LoneStar - X15/A26 - License Plate Light (Tail Light Single Assy.) Option 2:Diagram1-Combination1

LT/RH/LoneStar - X15/A26 - License Plate Light (Tail Light Single Assy.) Option 2:Diagram1-Combination2
LT/RH/LoneStar - X15/A26 - Rear Lights Stop - Dual Assembly:Diagram1
LT/RH/LoneStar - X15/A26 - Rear Lights Stop - Dual Assembly:Diagram2
LT/RH/LoneStar - X15/A26 - Rear Lights Stop - Single Assembly Option 1:Diagram1
LT/RH/LoneStar - X15/A26 - Rear Lights Stop - Single Assembly Option 1:Diagram2
LT/RH/LoneStar - X15/A26 - Rear Lights Stop - Single Assembly Option 2:Diagram1
LT/RH/LoneStar - X15/A26 - Rear Lights Stop - Single Assembly Option 2:Diagram2
LT/RH/LoneStar - X15/A26 - Single Axle Temperature Monitoring:Diagram1
LT/RH/LoneStar - X15/A26 - Single Axle Temperature Monitoring w/Aux Gauge:Diagram1
LT/RH/LoneStar - X15/A26 - Tandem Axle Temperature Monitoring:Diagram1
LT/RH/LoneStar - X15/A26 - Tandem Axle Temperature Monitoring:Diagram2
LT/RH/LoneStar - X15/A26 - Tandem Axle Temperature Monitoring w/ Single SNSR and AUX Gauge:Diagram1
LT/RH/LoneStar - X15/A26 - Tandem Axle Temperature Monitoring w/ Single SNSR and AUX Gauge:Diagram1
LT/RH/LoneStar - X15/A26 - Tandem Axle Temperature Monitoring w/Aux Gauge:Diagram1
LT/RH/LoneStar - X15/A26 - Tandem Axle Temperature Monitoring w/Aux Gauge:Diagram2
LT/RH/LoneStar - X15/A26 - Traction Control (Bendix Controller):Diagram1
LT/RH/LoneStar - X15/A26 - Traction Control (Bendix Controller):Diagram2
LT/RH/LoneStar - X15/A26 - Traction Control (Bendix Controller) With ABS Trailer:Diagram1
LT/RH/LoneStar - X15/A26 - Traction Control (Bendix Controller) With ABS Trailer:Diagram2
LT/RH/LoneStar - X15/A26 - Traction Control (Wabco Controller):Diagram1
LT/RH/LoneStar - X15/A26 - Traction Control (Wabco Controller):Diagram2
LT/RH/LoneStar - X15/A26 - Traction Control (Wabco Controller):Diagram3

LT/RH/LoneStar X15 - Back-Up Alarm (Manual) and UltraShift +:Diagram1
LT/RH/LoneStar X15 - Back-Up Alarm (Manual) and UltraShift +:Diagram2
LT/RH/LoneStar X15 - Back-Up Alarm (Manual) and UltraShift +:Diagram3
LT/RH/LoneStar X15 - Back-Up Alarm (Manual) and UltraShift +:Diagram4
LT/RH/LoneStar X15 - Back-Up Alarm (Manual) (W/ Tail Light Bar Assy):Diagram1
LT/RH/LoneStar X15 - Back-Up Alarm (Manual) (W/ Tail Light Bar Assy):Diagram2
LT/RH/LoneStar X15 - Backup Light (Single Reverse Light) Endurant:Diagram1
LT/RH/LoneStar X15 - Backup Light (Single Reverse Light) Endurant:Diagram2
LT/RH/LoneStar X15 - Backup Light (Single Reverse Light) W/ Allison TC10:Diagram1
LT/RH/LoneStar X15 - Backup Light (Single Reverse Light) W/ Allison TC10:Diagram2
LT/RH/LoneStar X15 - Backup Light Endurant:Diagram1
LT/RH/LoneStar X15 - Backup Light Endurant:Diagram2
LT/RH/LoneStar X15 - Backup Lights (Single Reverse Light) Eaton/Manual Trans:Diagram1
LT/RH/LoneStar X15 - Backup Lights (Single Reverse Light) Eaton/Manual Trans:Diagram2
Tire Pressure Monitoring (TPMS)(LDL Technology):Combination1
Tire Pressure Monitoring (TPMS)(LDL Technology):Combination2
Tire Pressure Monitoring (TPMS)(LDL Technology):Combination3

Mates 9800F

Name	Terminal Part Number	V-Min	Name	Wire Part Number	Wire CSA	Wire Spec	Wire Material description	Wire Color Description	Wire Length	End2 Terminal Part Number	End2 Pin Name	End2 Connect or
1	-	-	SA71BA	3510320 R1	3.01	12.0	Thin Wall XLPE Primary Cable	ORANGE	3820.0	-	1	R01-930 3A-RL04 /05/06

Name	Terminal Part Number	V-Min	Name	Wire Part Number	Wire CSA	Wire Spec	Wire Material description	Wire Color Description	Wire Length	End2 Terminal Part Number	End2 Pin Name	End2 Connector
1	-	-	RA71BA	3510320 R1	3.01	12.0	Thin Wall XLPE Primary Cable	ORANGE	3120.0	-	1	R01-9303-RL04/05/06
1	-	-	RA71BA	3510320 R1	3.01	12.0	Thin Wall XLPE Primary Cable	ORANGE	3120.0	-	1	R01-9303
1	-	-	SA71BA	3510320 R1	3.01	12.0	Thin Wall XLPE Primary Cable	ORANGE	3820.0	-	1	R01-9303A
1	-	-	VJ71BA	3510320 R1	3.01	12.0	Thin Wall XLPE Primary Cable	ORANGE	3870.0	-	X	-
1	-	-	VK71BA	3510320 R1	3.01	12.0	Thin Wall XLPE Primary Cable	ORANGE	3170.0	-	X	-
1	-	-	VH71BA	3510320 R1	3.01	12.0	Thin Wall XLPE Primary Cable	ORANGE	3895.0	-	X	-
1	-	-	VF71BA	3510320 R1	3.01	12.0	Thin Wall XLPE Primary Cable	ORANGE	3170.0	-	X	-
1	-	-	RA71BA	3510320 R1	3.01	12.0	Thin Wall XLPE Primary Cable	ORANGE	3120.0	-	1	9303

Name	Terminal Part Number	V-Min	Name	Wire Part Number	Wire CSA	Wire Spec	Wire Material description	Wire Color Description	Wire Length	End2 Terminal Part Number	End2 Pin Name	End2 Connector
1	-	-	SA71BA	3510320 R1	3.01	12.0	Thin Wall XLPE Primary Cable	ORANGE	3820.0	-	1	9303
2	-	-	SA10-G	3510362 R1	3.01	12.0	Thin Wall XLPE Primary Cable	WHITE	3820.0	-	5	R01-9303A
2	-	-	RA56A	2643690 R1	1.91	14.0	Std. Wall XLPE Primary Cable	ORANGE	3120.0	-	2	R01-9303
2	-	-	SA56A	2643690 R1	1.91	14.0	Std. Wall XLPE Primary Cable	ORANGE	3820.0	-	2	R01-9303A
2	-	-	VE56A	2643690 R1	1.91	14.0	Std. Wall XLPE Primary Cable	ORANGE	3520.0	-	2	R01-9303M
2	-	-	VG56A	2643690 R1	1.91	14.0	Std. Wall XLPE Primary Cable	ORANGE	4220.0	-	2	R01-9303K
2	-	-	VL56AA	2643690 R1	1.91	14.0	Std. Wall XLPE Primary Cable	ORANGE	4220.0	-	2	R01-9303K
3	-	-	RA57A	2643690 R1	1.91	14.0	Std. Wall XLPE Primary Cable	ORANGE	3120.0	-	3	R01-9303

Name	Terminal Part Number	V-Min	Name	Wire Part Number	Wire CSA	Wire Spec	Wire Material description	Wire Color Description	Wire Length	End2 Terminal Part Number	End2 Pin Name	End2 Connector
3	-	-	SA57A	2643690 R1	1.91	14.0	Std. Wall XLPE Primary Cable	ORANGE	3820.0	-	3	R01-9303A
3	-	-	VE57A	2643690 R1	1.91	14.0	Std. Wall XLPE Primary Cable	ORANGE	3870.0	-	3	R01-9303N
3	-	-	VG57A	2643690 R1	1.91	14.0	Std. Wall XLPE Primary Cable	ORANGE	4570.0	-	3	R01-9303L
3	-	-	VL57AA	2643690 R1	1.91	14.0	Std. Wall XLPE Primary Cable	ORANGE	4570.0	-	3	R01-9303L
4	-	-	RA68A	2643688 R1	1.91	14.0	Std. Wall XLPE Primary Cable	BROWN	3120.0	-	4	R01-9303-RL04/05/06
4	-	-	SA68A	2643688 R1	1.91	14.0	Std. Wall XLPE Primary Cable	BROWN	3820.0	-	4	R01-9303A-RL04 /05/06
4	-	-	VE68A	2643688 R1	1.91	14.0	Std. Wall XLPE Primary Cable	BROWN	3220.0	-	X	-
4	-	-	VL68AA	2643688 R1	1.91	14.0	Std. Wall XLPE Primary Cable	BROWN	3920.0	-	X	-

Name	Terminal Part Number	V-Min	Name	Wire Part Number	Wire CSA	Wire Spec	Wire Material description	Wire Color Description	Wire Length	End2 Terminal Part Number	End2 Pin Name	End2 Connector
4	-	-	VG68A	2643688 R1	1.91	14.0	Std. Wall XLPE Primary Cable	BROWN	3920.0	-	X	-
5	-	-	RA10-G	3510362 R1	3.01	12.0	Thin Wall XLPE Primary Cable	WHITE	3120.0	-	5	R01-9303
5	-	-	SA10-G	3510362 R1	3.01	12.0	Thin Wall XLPE Primary Cable	WHITE	3820.0	-	5	R01-9303A
5	-	-	RA10-G	3510362 R1	3.01	12.0	Thin Wall XLPE Primary Cable	WHITE	3120.0	-	5	R01-9303-RL04/05/06
5	-	-	SA10-G	3510362 R1	3.01	12.0	Thin Wall XLPE Primary Cable	WHITE	3820.0	-	5	R01-9303A-RL04 /05/06
5	-	-	VJ10-G	3510362 R1	3.01	12.0	Thin Wall XLPE Primary Cable	WHITE	3970.0	-	X	-
5	-	-	VK10-G	3510362 R1	3.01	12.0	Thin Wall XLPE Primary Cable	WHITE	3270.0	-	X	-
5	-	-	VH10-G	3510362 R1	3.01	12.0	Thin Wall XLPE Primary Cable	WHITE	3970.0	-	X	-

Name	Terminal Part Number	V-Min	Name	Wire Part Number	Wire CSA	Wire Spec	Wire Material description	Wire Color Description	Wire Length	End2 Terminal Part Number	End2 Pin Name	End2 Connector
5	-	-	VF10-G	3510362 R1	3.01	12.0	Thin Wall XLPE Primary Cable	WHITE	3270.0	-	X	-
5	-	-	RA10-G	3510362 R1	3.01	12.0	Thin Wall XLPE Primary Cable	WHITE	3120.0	-	5	9303
5	-	-	SA10-G	3510362 R1	3.01	12.0	Thin Wall XLPE Primary Cable	WHITE	3820.0	-	5	9303
6	-	-	TA32	2643676 R1	0.79	18.0	Std. Wall XLPE Primary Cable	TAN	2860.0	-	1	R01-9811
6	-	-	RJ32A	2643676 R1	0.79	18.0	Std. Wall XLPE Primary Cable	TAN	3385.0	-	1	R01-9813
6	-	-	RH32A	2643676 R1	0.79	18.0	Std. Wall XLPE Primary Cable	TAN	3385.0	-	1	R01-9812
6	-	-	UC32A	2643676 R1	0.79	18.0	Std. Wall XLPE Primary Cable	TAN	3535.0	-	1	R01-9912
7	-	-	TA9C	2643673 R1	0.79	18.0	Std. Wall XLPE Primary Cable	GREY	2860.0	-	2	R01-9811

Name	Terminal Part Number	V-Min	Name	Wire Part Number	Wire CSA	Wire Spec	Wire Material description	Wire Color Description	Wire Length	End2 Terminal Part Number	End2 Pin Name	End2 Connector
7	-	-	RJ9	2643673 R1	0.79	18.0	Std. Wall XLPE Primary Cable	GREY	3385.0	-	2	R01-9813
7	-	-	RH9A	2643673 R1	0.79	18.0	Std. Wall XLPE Primary Cable	GREY	910.0	-	X	-
7	-	-	UC9A	2643673 R1	0.79	18.0	Std. Wall XLPE Primary Cable	GREY	910.0	-	X	-
8	-	-	RH32	2643676 R1	0.79	18.0	Std. Wall XLPE Primary Cable	TAN	2860.0	-	1	R01-9811
8	-	-	UC32	2643676 R1	0.79	18.0	Std. Wall XLPE Primary Cable	TAN	1670.0	-	1	R01-9911
9	-	-	UW49	2643673 R1	0.79	18.0	Std. Wall XLPE Primary Cable	GREY	3425.0	-	A	R01-9533
9	-	-	RM49	2643673 R1	0.79	18.0	Std. Wall XLPE Primary Cable	GREY	3075.0	-	A	R01-9815
9	-	-	RL49	2643673 R1	0.79	18.0	Std. Wall XLPE Primary Cable	GREY	2760.0	-	A	R01-9816

Name	Terminal Part Number	V-Min	Name	Wire Part Number	Wire CSA	Wire Spec	Wire Material description	Wire Color Description	Wire Length	End2 Terminal Part Number	End2 Pin Name	End2 Connector
9	-	-	UV49	2643673 R1	0.79	18.0	Std. Wall XLPE Primary Cable	GREY	2860.0	-	A	R01-9531
10	-	-	UY49-GC	2643674 R1	0.79	18.0	Std. Wall XLPE Primary Cable	WHITE	515.0	-	X	-
10	-	-	TB49-G	2643674 R1	0.79	18.0	Std. Wall XLPE Primary Cable	WHITE	2330.0	-	B	R01-9530
10	-	-	RN49-GC	2643674 R1	0.79	18.0	Std. Wall XLPE Primary Cable	WHITE	475.0	-	X	-
10	-	-	RP49-G	2643674 R1	0.79	18.0	Std. Wall XLPE Primary Cable	WHITE	3075.0	-	B	R01-9815
10	-	-	RL49-G	2643674 R1	0.79	18.0	Std. Wall XLPE Primary Cable	WHITE	2760.0	-	B	R01-9816
10	-	-	UV49-G	2643674 R1	0.79	18.0	Std. Wall XLPE Primary Cable	WHITE	2860.0	-	B	R01-9531
10	-	-	UX49-G	2643674 R1	0.79	18.0	Std. Wall XLPE Primary Cable	WHITE	3425.0	-	B	R01-9533

Name	Terminal Part Number	V-Min	Name	Wire Part Number	Wire CSA	Wire Spec	Wire Material description	Wire Color Description	Wire Length	End2 Terminal Part Number	End2 Pin Name	End2 Connector
11	-	-	UY49A	2643673 R1	0.79	18.0	Std. Wall XLPE Primary Cable	GREY	2330.0	-	A	R01-9530
11	-	-	RN49A	2643673 R1	0.79	18.0	Std. Wall XLPE Primary Cable	GREY	2130.0	-	A	R01-9814
11	-	-	WJ22AB	3510323 R1	0.79	18.0	Thin Wall XLPE Primary Cable	PINK	1433.0	-	7	R01-8994A
11	-	-	WK22AB	3510323 R1	0.79	18.0	Thin Wall XLPE Primary Cable	PINK	2312.0	-	7	R01-8994B
11	-	-	WL22AB	3510323 R1	0.79	18.0	Thin Wall XLPE Primary Cable	PINK	2079.0	-	7	R01-8994C
12	-	-	WJ22-GAA	3510359 R1	0.79	18.0	Thin Wall XLPE Primary Cable	WHITE	1433.0	-	9	R01-8994A
12	-	-	WK22-GAA	3510359 R1	0.79	18.0	Thin Wall XLPE Primary Cable	WHITE	2312.0	-	9	R01-8994B
12	-	-	WL22-GAA	3510359 R1	0.79	18.0	Thin Wall XLPE Primary Cable	WHITE	2076.0	-	9	R01-8994C

Name	Terminal Part Number	V-Min	Name	Wire Part Number	Wire CSA	Wire Spec	Wire Material description	Wire Color Description	Wire Length	End2 Terminal Part Number	End2 Pin Name	End2 Connector
13	-	-	TF94BA	2643680 R1	1.16	16.0	Std. Wall XLPE Primary Cable	GREY	1100.0	-	A	R01-9513 DA
13	-	-	VA94BA	2643680 R1	1.16	16.0	Std. Wall XLPE Primary Cable	GREY	1910.0	-	A	R01-9520 DA
13	-	-	UP94BA	2643680 R1	1.16	16.0	Std. Wall XLPE Primary Cable	GREY	1585.0	-	A	R01-950 2A DA
13	-	-	VT94MA	3510311 R1	0.79	18.0	Thin Wall XLPE Primary Cable	GREY	2420.0	-	1	R01-950 7B
13	-	-	SS94MA	3510311 R1	0.79	18.0	Thin Wall XLPE Primary Cable	GREY	2420.0	-	1	R01-950 7B
13	-	-	SR94MA	3510311 R1	0.79	18.0	Thin Wall XLPE Primary Cable	GREY	1585.0	-	1	R01-950 7A
13	-	-	ST94MA	3510311 R1	0.79	18.0	Thin Wall XLPE Primary Cable	GREY	1510.0	-	1	R01-9507
13	-	-	US94MA	3510311 R1	0.79	18.0	Thin Wall XLPE Primary Cable	GREY	1585.0	-	1	R01-950 7A

Name	Terminal Part Number	V-Min	Name	Wire Part Number	Wire CSA	Wire Spec	Wire Material description	Wire Color Description	Wire Length	End2 Terminal Part Number	End2 Pin Name	End2 Connector
13	-	-	VB94MA	3510311 R1	0.79	18.0	Thin Wall XLPE Primary Cable	GREY	1910.0	-	1	R01-9528
13	-	-	UJ94MA	3510311 R1	0.79	18.0	Thin Wall XLPE Primary Cable	GREY	1100.0	-	1	R01-9519
13	-	-	RB94BA	2643680 R1	1.16	16.0	Std. Wall XLPE Primary Cable	GREY	1510.0	-	A	R01-9502 DA
13	-	-	SB94BA	2643680 R1	1.16	16.0	Std. Wall XLPE Primary Cable	GREY	1585.0	-	A	R01-950 2A DA
13	-	-	SD94BA	2643680 R1	1.16	16.0	Std. Wall XLPE Primary Cable	GREY	2850.0	-	A	R01-950 2B DA/AA
13	-	-	SZ94BA	2643680 R1	1.16	16.0	Std. Wall XLPE Primary Cable	GREY	2850.0	-	A	R01-950 2B DA/AA
14	-	-	TF94BB	2643680 R1	1.16	16.0	Std. Wall XLPE Primary Cable	GREY	1100.0	-	B	R01-9513 DA
14	-	-	VA94BB	2643680 R1	1.16	16.0	Std. Wall XLPE Primary Cable	GREY	1910.0	-	B	R01-9520 DA

Name	Terminal Part Number	V-Min	Name	Wire Part Number	Wire CSA	Wire Spec	Wire Material description	Wire Color Description	Wire Length	End2 Terminal Part Number	End2 Pin Name	End2 Connector
14	-	-	UP94BB	2643680 R1	1.16	16.0	Std. Wall XLPE Primary Cable	GREY	1585.0	-	B	R01-950 2A DA
14	-	-	SR94MB	3510311 R1	0.79	18.0	Thin Wall XLPE Primary Cable	GREY	1585.0	-	2	R01-950 7A
14	-	-	SS94MB	3510311 R1	0.79	18.0	Thin Wall XLPE Primary Cable	GREY	2420.0	-	2	R01-950 7B
14	-	-	ST94MB	3510311 R1	0.79	18.0	Thin Wall XLPE Primary Cable	GREY	1510.0	-	2	R01-9507
14	-	-	VT94MB	3510311 R1	0.79	18.0	Thin Wall XLPE Primary Cable	GREY	2420.0	-	2	R01-950 7B
14	-	-	US94MB	3510311 R1	0.79	18.0	Thin Wall XLPE Primary Cable	GREY	1585.0	-	2	R01-950 7A
14	-	-	VB94MB	3510311 R1	0.79	18.0	Thin Wall XLPE Primary Cable	GREY	1910.0	-	2	R01-9528
14	-	-	UJ94MB	3510311 R1	0.79	18.0	Thin Wall XLPE Primary Cable	GREY	1100.0	-	2	R01-9519

Name	Terminal Part Number	V-Min	Name	Wire Part Number	Wire CSA	Wire Spec	Wire Material description	Wire Color Description	Wire Length	End2 Terminal Part Number	End2 Pin Name	End2 Connector
14	-	-	SZ94BB	2643680 R1	1.16	16.0	Std. Wall XLPE Primary Cable	GREY	2850.0	-	B	R01-950 2B DA/AA
14	-	-	SD94BB	2643680 R1	1.16	16.0	Std. Wall XLPE Primary Cable	GREY	2850.0	-	B	R01-950 2B DA/AA
14	-	-	SB94BB	2643680 R1	1.16	16.0	Std. Wall XLPE Primary Cable	GREY	1585.0	-	B	R01-950 2A DA
14	-	-	RB94BB	2643680 R1	1.16	16.0	Std. Wall XLPE Primary Cable	GREY	1510.0	-	B	R01-9502 DA
15	-	-	TF94BC	2643680 R1	1.16	16.0	Std. Wall XLPE Primary Cable	GREY	1100.0	-	C	R01-9513 DA
15	-	-	VA94BC	2643680 R1	1.16	16.0	Std. Wall XLPE Primary Cable	GREY	1910.0	-	C	R01-9520 DA
15	-	-	UP94BC	2643680 R1	1.16	16.0	Std. Wall XLPE Primary Cable	GREY	1585.0	-	C	R01-950 2A DA
15	-	-	SR94MC	3510311 R1	0.79	18.0	Thin Wall XLPE Primary Cable	GREY	1585.0	-	3	R01-950 7A

Name	Terminal Part Number	V-Min	Name	Wire Part Number	Wire CSA	Wire Spec	Wire Material description	Wire Color Description	Wire Length	End2 Terminal Part Number	End2 Pin Name	End2 Connector
15	-	-	ST94MC	3510311 R1	0.79	18.0	Thin Wall XLPE Primary Cable	GREY	1510.0	-	3	R01-9507
15	-	-	SS94MC	3510311 R1	0.79	18.0	Thin Wall XLPE Primary Cable	GREY	2420.0	-	3	R01-9507B
15	-	-	VT94MC	3510311 R1	0.79	18.0	Thin Wall XLPE Primary Cable	GREY	2420.0	-	3	R01-9507B
15	-	-	US94MC	3510311 R1	0.79	18.0	Thin Wall XLPE Primary Cable	GREY	1585.0	-	3	R01-9507A
15	-	-	VB94MC	3510311 R1	0.79	18.0	Thin Wall XLPE Primary Cable	GREY	1910.0	-	3	R01-9528
15	-	-	UJ94MC	3510311 R1	0.79	18.0	Thin Wall XLPE Primary Cable	GREY	1100.0	-	3	R01-9519
15	-	-	RB94BC	2643680 R1	1.16	16.0	Std. Wall XLPE Primary Cable	GREY	1510.0	-	C	R01-9502DA
15	-	-	SB94BC	2643680 R1	1.16	16.0	Std. Wall XLPE Primary Cable	GREY	1585.0	-	C	R01-9502A DA

Name	Terminal Part Number	V-Min	Name	Wire Part Number	Wire CSA	Wire Spec	Wire Material description	Wire Color Description	Wire Length	End2 Terminal Part Number	End2 Pin Name	End2 Connector
15	-	-	SD94BC	2643680 R1	1.16	16.0	Std. Wall XLPE Primary Cable	GREY	2850.0	-	C	R01-950 2B DA/AA
15	-	-	SZ94BC	2643680 R1	1.16	16.0	Std. Wall XLPE Primary Cable	GREY	2850.0	-	C	R01-950 2B DA/AA
16	-	-	VA94BD	2643680 R1	1.16	16.0	Std. Wall XLPE Primary Cable	GREY	2060.0	-	2	R01-9521 DA
16	-	-	TF94BD	2643680 R1	1.16	16.0	Std. Wall XLPE Primary Cable	GREY	1000.0	-	2	R01-9512 DA
16	-	-	UP94BD	2643680 R1	1.16	16.0	Std. Wall XLPE Primary Cable	GREY	1000.0	-	2	R01-9512 DA
16	-	-	SS94MD	3510311 R1	0.79	18.0	Thin Wall XLPE Primary Cable	GREY	2520.0	-	1	R01-590 6E
16	-	-	ST94MD	3510311 R1	0.79	18.0	Thin Wall XLPE Primary Cable	GREY	1535.0	-	1	R01-9506
16	-	-	SR94MD	3510311 R1	0.79	18.0	Thin Wall XLPE Primary Cable	GREY	2520.0	-	1	R01-950 6D

Name	Terminal Part Number	V-Min	Name	Wire Part Number	Wire CSA	Wire Spec	Wire Material description	Wire Color Description	Wire Length	End2 Terminal Part Number	End2 Pin Name	End2 Connector
16	-	-	VT94MD	3510311 R1	0.79	18.0	Thin Wall XLPE Primary Cable	GREY	2520.0	-	1	R01-950 6D
16	-	-	VB94MD	3510311 R1	0.79	18.0	Thin Wall XLPE Primary Cable	GREY	2060.0	-	2	R01-9529
16	-	-	UJ94MD	3510311 R1	0.79	18.0	Thin Wall XLPE Primary Cable	GREY	1000.0	-	2	R01-9518
16	-	-	US94MD	3510311 R1	0.79	18.0	Thin Wall XLPE Primary Cable	GREY	1000.0	-	2	R01-9518
16	-	-	RB94BD	2643680 R1	1.16	16.0	Std. Wall XLPE Primary Cable	GREY	1535.0	-	2	R01-9501 DA
16	-	-	SB94BD	2643680 R1	1.16	16.0	Std. Wall XLPE Primary Cable	GREY	2720.0	-	2	R01-950 1D DA/AA
16	-	-	SD94BD	2643680 R1	1.16	16.0	Std. Wall XLPE Primary Cable	GREY	2720.0	-	2	R01-950 1D DA/AA
16	-	-	SZ94BD	2643680 R1	1.16	16.0	Std. Wall XLPE Primary Cable	GREY	1000.0	-	2	R01-9512 DA

Name	Terminal Part Number	V-Min	Name	Wire Part Number	Wire CSA	Wire Spec	Wire Material description	Wire Color Description	Wire Length	End2 Terminal Part Number	End2 Pin Name	End2 Connector
17	-	-	VA94BE	2643680 R1	1.16	16.0	Std. Wall XLPE Primary Cable	GREY	2060.0	-	1	R01-9521 DA
17	-	-	TF94BE	2643680 R1	1.16	16.0	Std. Wall XLPE Primary Cable	GREY	1000.0	-	1	R01-9512 DA
17	-	-	UP94BE	2643680 R1	1.16	16.0	Std. Wall XLPE Primary Cable	GREY	1000.0	-	1	R01-9512 DA
17	-	-	VT94ME	3510311 R1	0.79	18.0	Thin Wall XLPE Primary Cable	GREY	2520.0	-	2	R01-950 6D
17	-	-	ST94ME	3510311 R1	0.79	18.0	Thin Wall XLPE Primary Cable	GREY	1535.0	-	2	R01-9506
17	-	-	SS94ME	3510311 R1	0.79	18.0	Thin Wall XLPE Primary Cable	GREY	2520.0	-	2	R01-590 6E
17	-	-	SR94ME	3510311 R1	0.79	18.0	Thin Wall XLPE Primary Cable	GREY	2520.0	-	2	R01-950 6D
17	-	-	VB94ME	3510311 R1	0.79	18.0	Thin Wall XLPE Primary Cable	GREY	2060.0	-	1	R01-9529

Name	Terminal Part Number	V-Min	Name	Wire Part Number	Wire CSA	Wire Spec	Wire Material description	Wire Color Description	Wire Length	End2 Terminal Part Number	End2 Pin Name	End2 Connector
17	-	-	UJ94ME	3510311 R1	0.79	18.0	Thin Wall XLPE Primary Cable	GREY	1000.0	-	1	R01-9518
17	-	-	US94ME	3510311 R1	0.79	18.0	Thin Wall XLPE Primary Cable	GREY	1000.0	-	1	R01-9518
17	-	-	RB94BE	2643680 R1	1.16	16.0	Std. Wall XLPE Primary Cable	GREY	1535.0	-	1	R01-9501 DA
17	-	-	SB94BE	2643680 R1	1.16	16.0	Std. Wall XLPE Primary Cable	GREY	2720.0	-	1	R01-950 1D DA/AA
17	-	-	SD94BE	2643680 R1	1.16	16.0	Std. Wall XLPE Primary Cable	GREY	2720.0	-	1	R01-950 1D DA/AA
17	-	-	SZ94BE	2643680 R1	1.16	16.0	Std. Wall XLPE Primary Cable	GREY	1000.0	-	1	R01-9512 DA
18	-	-	VA94BF	2643680 R1	1.16	16.0	Std. Wall XLPE Primary Cable	GREY	3645.0	-	2	R01-9527 DA
18	-	-	TF94BF	2643680 R1	1.16	16.0	Std. Wall XLPE Primary Cable	GREY	1480.0	-	2	R01-9511 DA

Name	Terminal Part Number	V-Min	Name	Wire Part Number	Wire CSA	Wire Spec	Wire Material description	Wire Color Description	Wire Length	End2 Terminal Part Number	End2 Pin Name	End2 Connector
18	-	-	UP94BF	2643680 R1	1.16	16.0	Std. Wall XLPE Primary Cable	GREY	1480.0	-	2	R01-9511 DA
18	-	-	SS94MF	3510311 R1	0.79	18.0	Thin Wall XLPE Primary Cable	GREY	3095.0	-	2	R01-950 8E
18	-	-	VT94MF	3510311 R1	0.79	18.0	Thin Wall XLPE Primary Cable	GREY	3095.0	-	2	R01-950 8D
18	-	-	ST94MH	3510311 R1	0.79	18.0	Thin Wall XLPE Primary Cable	GREY	2060.0	-	2	R01-9508
18	-	-	SR94MF	3510311 R1	0.79	18.0	Thin Wall XLPE Primary Cable	GREY	3095.0	-	2	R01-950 8D
18	-	-	UJ94MF	3510311 R1	0.79	18.0	Thin Wall XLPE Primary Cable	GREY	1480.0	-	2	R01-9517
18	-	-	US94MF	3510311 R1	0.79	18.0	Thin Wall XLPE Primary Cable	GREY	1480.0	-	2	R01-9517
18	-	-	VB94MF	3510311 R1	0.79	18.0	Thin Wall XLPE Primary Cable	GREY	3645.0	-	2	R01-9535

Name	Terminal Part Number	V-Min	Name	Wire Part Number	Wire CSA	Wire Spec	Wire Material description	Wire Color Description	Wire Length	End2 Terminal Part Number	End2 Pin Name	End2 Connector
18	-	-	RB94BF	2643680 R1	1.16	16.0	Std. Wall XLPE Primary Cable	GREY	2060.0	-	2	R01-9503 DA
18	-	-	SB94BF	2643680 R1	1.16	16.0	Std. Wall XLPE Primary Cable	GREY	3295.0	-	2	R01-950 3D DA/AA
18	-	-	SD94BF	2643680 R1	1.16	16.0	Std. Wall XLPE Primary Cable	GREY	3295.0	-	2	R01-950 3D DA/AA
18	-	-	SZ94BF	2643680 R1	1.16	16.0	Std. Wall XLPE Primary Cable	GREY	1480.0	-	2	R01-9511 DA
19	-	-	VA94BH	2643680 R1	1.16	16.0	Std. Wall XLPE Primary Cable	GREY	3645.0	-	1	R01-9527 DA
19	-	-	TF94BH	2643680 R1	1.16	16.0	Std. Wall XLPE Primary Cable	GREY	1480.0	-	1	R01-9511 DA
19	-	-	UP94BH	2643680 R1	1.16	16.0	Std. Wall XLPE Primary Cable	GREY	1480.0	-	1	R01-9511 DA
19	-	-	SS94MH	3510311 R1	0.79	18.0	Thin Wall XLPE Primary Cable	GREY	3095.0	-	1	R01-950 8E

Name	Terminal Part Number	V-Min	Name	Wire Part Number	Wire CSA	Wire Spec	Wire Material description	Wire Color Description	Wire Length	End2 Terminal Part Number	End2 Pin Name	End2 Connector
19	-	-	SR94MH	3510311 R1	0.79	18.0	Thin Wall XLPE Primary Cable	GREY	3095.0	-	1	R01-950 8D
19	-	-	VT94MH	3510311 R1	0.79	18.0	Thin Wall XLPE Primary Cable	GREY	3095.0	-	1	R01-950 8D
19	-	-	ST94MF	3510311 R1	0.79	18.0	Thin Wall XLPE Primary Cable	GREY	2060.0	-	1	R01-9508
19	-	-	UJ94MH	3510311 R1	0.79	18.0	Thin Wall XLPE Primary Cable	GREY	1480.0	-	1	R01-9517
19	-	-	US94MH	3510311 R1	0.79	18.0	Thin Wall XLPE Primary Cable	GREY	1480.0	-	1	R01-9517
19	-	-	VB94MH	3510311 R1	0.79	18.0	Thin Wall XLPE Primary Cable	GREY	3645.0	-	1	R01-9535
19	-	-	RB94BH	2643680 R1	1.16	16.0	Std. Wall XLPE Primary Cable	GREY	2060.0	-	1	R01-9503 DA
19	-	-	SB94BH	2643680 R1	1.16	16.0	Std. Wall XLPE Primary Cable	GREY	3295.0	-	1	R01-950 3D DA/AA

Name	Terminal Part Number	V-Min	Name	Wire Part Number	Wire CSA	Wire Spec	Wire Material description	Wire Color Description	Wire Length	End2 Terminal Part Number	End2 Pin Name	End2 Connector
19	-	-	SD94BH	2643680 R1	1.16	16.0	Std. Wall XLPE Primary Cable	GREY	3295.0	-	1	R01-950 3D DA/AA
19	-	-	SZ94BH	2643680 R1	1.16	16.0	Std. Wall XLPE Primary Cable	GREY	1480.0	-	1	R01-9511 DA
20	-	-	TF94BJ	2643680 R1	1.16	16.0	Std. Wall XLPE Primary Cable	GREY	1880.0	-	A	R01-9514 DA
20	-	-	VA94BJ	2643680 R1	1.16	16.0	Std. Wall XLPE Primary Cable	GREY	3395.0	-	A	R01-9526 DA
20	-	-	UP94BJ	2643680 R1	1.16	16.0	Std. Wall XLPE Primary Cable	GREY	4045.0	-	A	R01-950 4B DA
20	-	-	VT94MJ	3510311 R1	0.79	18.0	Thin Wall XLPE Primary Cable	GREY	3270.0	-	1	R01-950 9A
20	-	-	SS94MJ	3510311 R1	0.79	18.0	Thin Wall XLPE Primary Cable	GREY	3270.0	-	1	R01-950 9A
20	-	-	SR94MJ	3510311 R1	0.79	18.0	Thin Wall XLPE Primary Cable	GREY	4045.0	-	1	R01-950 9B

Name	Terminal Part Number	V-Min	Name	Wire Part Number	Wire CSA	Wire Spec	Wire Material description	Wire Color Description	Wire Length	End2 Terminal Part Number	End2 Pin Name	End2 Connector
20	-	-	ST94MJ	3510311 R1	0.79	18.0	Thin Wall XLPE Primary Cable	GREY	2260.0	-	1	R01-9509
20	-	-	VB94MJ	3510311 R1	0.79	18.0	Thin Wall XLPE Primary Cable	GREY	3395.0	-	1	R01-9534
20	-	-	UJ94MJ	3510311 R1	0.79	18.0	Thin Wall XLPE Primary Cable	GREY	1880.0	-	1	R01-9516
20	-	-	US94MJ	3510311 R1	0.79	18.0	Thin Wall XLPE Primary Cable	GREY	4045.0	-	1	R01-950 9B
20	-	-	RB94BJ	2643680 R1	1.16	16.0	Std. Wall XLPE Primary Cable	GREY	2260.0	-	A	R01-9504 DA
20	-	-	SB94BJ	2643680 R1	1.16	16.0	Std. Wall XLPE Primary Cable	GREY	4045.0	-	A	R01-950 4B DA
20	-	-	SD94BJ	2643680 R1	1.16	16.0	Std. Wall XLPE Primary Cable	GREY	3470.0	-	A	R01-950 4A DA/AA
20	-	-	SZ94BJ	2643680 R1	1.16	16.0	Std. Wall XLPE Primary Cable	GREY	3470.0	-	A	R01-950 4A DA/AA

Name	Terminal Part Number	V-Min	Name	Wire Part Number	Wire CSA	Wire Spec	Wire Material description	Wire Color Description	Wire Length	End2 Terminal Part Number	End2 Pin Name	End2 Connector
21	-	-	TF94BK	2643680 R1	1.16	16.0	Std. Wall XLPE Primary Cable	GREY	1880.0	-	B	R01-9514 DA
21	-	-	VA94BK	2643680 R1	1.16	16.0	Std. Wall XLPE Primary Cable	GREY	3395.0	-	B	R01-9526 DA
21	-	-	UP94BK	2643680 R1	1.16	16.0	Std. Wall XLPE Primary Cable	GREY	4045.0	-	B	R01-950 4B DA
21	-	-	SS94MK	3510311 R1	0.79	18.0	Thin Wall XLPE Primary Cable	GREY	3270.0	-	2	R01-950 9A
21	-	-	ST94MK	3510311 R1	0.79	18.0	Thin Wall XLPE Primary Cable	GREY	2260.0	-	2	R01-9509
21	-	-	VT94MK	3510311 R1	0.79	18.0	Thin Wall XLPE Primary Cable	GREY	3270.0	-	2	R01-950 9A
21	-	-	SR94MK	3510311 R1	0.79	18.0	Thin Wall XLPE Primary Cable	GREY	4045.0	-	2	R01-950 9B
21	-	-	VB94MK	3510311 R1	0.79	18.0	Thin Wall XLPE Primary Cable	GREY	3395.0	-	2	R01-9534

Name	Terminal Part Number	V-Min	Name	Wire Part Number	Wire CSA	Wire Spec	Wire Material description	Wire Color Description	Wire Length	End2 Terminal Part Number	End2 Pin Name	End2 Connector
21	-	-	UJ94MK	3510311 R1	0.79	18.0	Thin Wall XLPE Primary Cable	GREY	1880.0	-	2	R01-9516
21	-	-	US94MK	3510311 R1	0.79	18.0	Thin Wall XLPE Primary Cable	GREY	4045.0	-	2	R01-9509B
21	-	-	SB94BK	2643680 R1	1.16	16.0	Std. Wall XLPE Primary Cable	GREY	4045.0	-	B	R01-954B DA
21	-	-	SZ94BK	2643680 R1	1.16	16.0	Std. Wall XLPE Primary Cable	GREY	3470.0	-	B	R01-954A DA/AA
21	-	-	SD94BK	2643680 R1	1.16	16.0	Std. Wall XLPE Primary Cable	GREY	3470.0	-	B	R01-954A DA/AA
21	-	-	RB94BK	2643680 R1	1.16	16.0	Std. Wall XLPE Primary Cable	GREY	2260.0	-	B	R01-9504 DA
22	-	-	TF94BL	2643680 R1	1.16	16.0	Std. Wall XLPE Primary Cable	GREY	1880.0	-	C	R01-9514 DA
22	-	-	VA94BL	2643680 R1	1.16	16.0	Std. Wall XLPE Primary Cable	GREY	3395.0	-	C	R01-9526 DA

Name	Terminal Part Number	V-Min	Name	Wire Part Number	Wire CSA	Wire Spec	Wire Material description	Wire Color Description	Wire Length	End2 Terminal Part Number	End2 Pin Name	End2 Connector
22	-	-	UP94BL	2643680 R1	1.16	16.0	Std. Wall XLPE Primary Cable	GREY	4045.0	-	C	R01-950 4B DA
22	-	-	VT94ML	3510311 R1	0.79	18.0	Thin Wall XLPE Primary Cable	GREY	3270.0	-	3	R01-950 9A
22	-	-	ST94ML	3510311 R1	0.79	18.0	Thin Wall XLPE Primary Cable	GREY	2260.0	-	3	R01-9509
22	-	-	SS94ML	3510311 R1	0.79	18.0	Thin Wall XLPE Primary Cable	GREY	3270.0	-	3	R01-950 9A
22	-	-	SR94ML	3510311 R1	0.79	18.0	Thin Wall XLPE Primary Cable	GREY	4045.0	-	3	R01-950 9B
22	-	-	VB94ML	3510311 R1	0.79	18.0	Thin Wall XLPE Primary Cable	GREY	3395.0	-	3	R01-9534
22	-	-	UJ94ML	3510311 R1	0.79	18.0	Thin Wall XLPE Primary Cable	GREY	1880.0	-	3	R01-9516
22	-	-	US94ML	3510311 R1	0.79	18.0	Thin Wall XLPE Primary Cable	GREY	4045.0	-	3	R01-950 9B

Name	Terminal Part Number	V-Min	Name	Wire Part Number	Wire CSA	Wire Spec	Wire Material description	Wire Color Description	Wire Length	End2 Terminal Part Number	End2 Pin Name	End2 Connector
22	-	-	RB94BL	2643680 R1	1.16	16.0	Std. Wall XLPE Primary Cable	GREY	2260.0	-	C	R01-9504 DA
22	-	-	SB94BL	2643680 R1	1.16	16.0	Std. Wall XLPE Primary Cable	GREY	4045.0	-	C	R01-950 4B DA
22	-	-	SD94BL	2643680 R1	1.16	16.0	Std. Wall XLPE Primary Cable	GREY	3470.0	-	C	R01-950 4A DA/AA
22	-	-	SZ94BL	2643680 R1	1.16	16.0	Std. Wall XLPE Primary Cable	GREY	3470.0	-	C	R01-950 4A DA/AA
23	-	-	SC94BM	2643680 R1	1.16	16.0	Std. Wall XLPE Primary Cable	GREY	2205.0	-	1	R01-950 5A
23	-	-	RC94BM	2643680 R1	1.16	16.0	Std. Wall XLPE Primary Cable	GREY	1515.0	-	1	R01-9505
23	-	-	[SV94MM]	V-16-GXL	1.16	16.0	Std. Wall XLPE Primary Cable	Not Applicable	1950.0	-	2	9515A
23	-	-	[SU94MM]	V-16-GXL	1.16	16.0	Std. Wall XLPE Primary Cable	Not Applicable	1210.0	-	2	R01-9515

Name	Terminal Part Number	V-Min	Name	Wire Part Number	Wire CSA	Wire Spec	Wire Material description	Wire Color Description	Wire Length	End2 Terminal Part Number	End2 Pin Name	End2 Connector
23	-	-	[SW94MM]	V-16-GXL	1.16	16.0	Std. Wall XLPE Primary Cable	Not Applicable	1760.0	-	2	R01-9515B
24	-	-	RC94BN	2643680 R1	1.16	16.0	Std. Wall XLPE Primary Cable	GREY	1515.0	-	2	R01-9505
24	-	-	SE94BN	2643680 R1	1.16	16.0	Std. Wall XLPE Primary Cable	GREY	2205.0	-	2	R01-9505A
24	-	-	[SU94MN]	V-16-GXL	1.16	16.0	Std. Wall XLPE Primary Cable	Not Applicable	1210.0	-	1	R01-9515
24	-	-	[SW94MN]	V-16-GXL	1.16	16.0	Std. Wall XLPE Primary Cable	Not Applicable	1760.0	-	1	R01-9515B
24	-	-	[SV94MN]	V-16-GXL	1.16	16.0	Std. Wall XLPE Primary Cable	Not Applicable	1950.0	-	1	9515A

Connector Name	9865F
Part Number	1667740C1
Short Description	LOAD INDICATOR
Instances	LT/RH/LoneStar - X15/A26 - Axle Loading (Weight) Rear:Diagram1 LT/RH/LoneStar - X15/A26 - Axle Loading (Weight) Rear:Diagram2
Mates	9865M

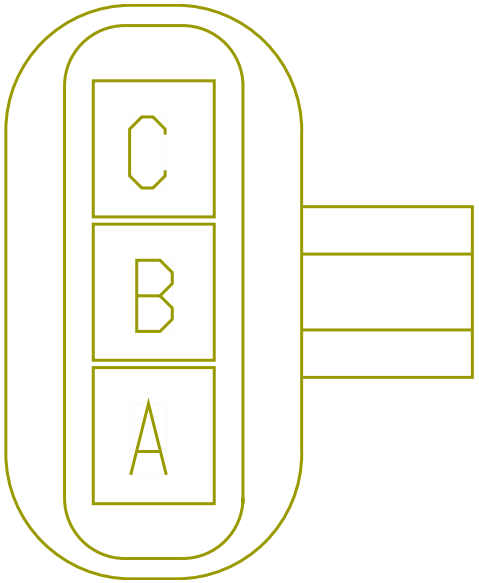

Name	Terminal Part Number	V-Min	Name	Wire Part Number	Wire CSA	Wire Spec	Wire Material description	Wire Color Description	Wire Length	End2 Terminal Part Number	End2 Pin Name	End2 Connect or
A	-	-	NP109B	2643673 R1	0.79	18.0	Std. Wall XLPE Primary Cable	GREY	3235.0	-	42	1701F
B	-	-	NP106B	2643675 R1	0.79	18.0	Std. Wall XLPE Primary Cable	ORANGE	3235.0	-	41	1701F
C	-	-	NP61B	2643673 R1	0.79	18.0	Std. Wall XLPE Primary Cable	GREY	3235.0	-	40	1701F

Connector Name	9865M
Part Number	1667741C1
Short Description	LOAD INDICATOR TO CENTER CHASSIS
Instances	LT/RH/LoneStar - X15/A26 - Axle Loading (Weight) Rear:Diagram1 LT/RH/LoneStar - X15/A26 - Axle Loading (Weight) Rear:Diagram2
Mates	9865F

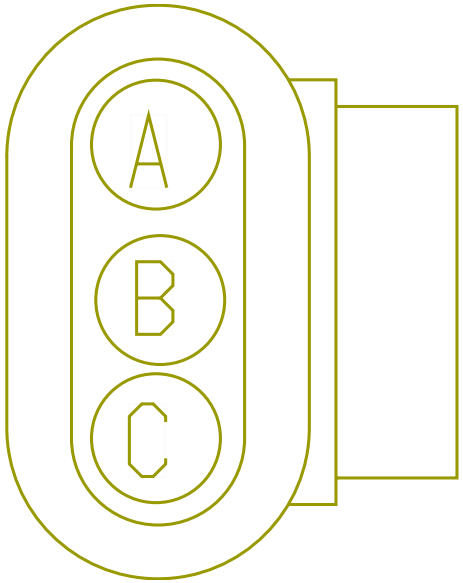

Name	Terminal Part Number	V-Min	Name	Wire Part Number	Wire CSA	Wire Spec	Wire Material description	Wire Color Description	Wire Length	End2 Terminal Part Number	End2 Pin Name	End2 Connect or
A	-	-	RD109B	2643673 R1	0.79	18.0	Std. Wall XLPE Primary Cable	GREY	3845.0	-	A	R01-9830
A	-	-	RE109B	2643673 R1	0.79	18.0	Std. Wall XLPE Primary Cable	GREY	3345.0	-	A	R01-9832
B	-	-	RD106B	2643673 R1	0.79	18.0	Std. Wall XLPE Primary Cable	GREY	3845.0	-	B	R01-9830
B	-	-	RE106B	2643673 R1	0.79	18.0	Std. Wall XLPE Primary Cable	GREY	3345.0	-	B	R01-9832

Name	Terminal Part Number	V-Min	Name	Wire Part Number	Wire CSA	Wire Spec	Wire Material description	Wire Color Description	Wire Length	End2 Terminal Part Number	End2 Pin Name	End2 Connect or
C	-	-	RD61B	2643673 R1	0.79	18.0	Std. Wall XLPE Primary Cable	GREY	3845.0	-	C	R01-9830
C	-	-	RE61B	2643673 R1	0.79	18.0	Std. Wall XLPE Primary Cable	GREY	3345.0	-	C	R01-9832

Circuit Number	Gauge	Color	Insulation	Terminal / Splice Number	Connector Part Number	Connector Number	Cavity	Seal/Sleeve	Lock 1	Lock 2
1A13D	18	PK	TXL	3544876C1	4063156C1	9	A	N/A		
AA13D	18	PK	TXL	3544876C1	4063156C1	9	A	N/A		
JM5BF(+)	18	YL	TXL	3544884C1	4063156C1	9	B	N/A		
JN5BF(+)	18	YL	TXL	3544884C1	4063156C1	9	B	N/A		
JP5BF(+)	18	YL	TXL	3544884C1	4063156C1	9	B	N/A		
JR5BF(+)	18	YL	TXL	3544884C1	4063156C1	9	B	N/A		
JM5BF(-)	18	LTGN	TXL	3544884C1	4063156C1	9	C	N/A		
JN5BF(-)	18	LTGN	TXL	3544884C1	4063156C1	9	C	N/A		
JP5BF(-)	18	LTGN	TXL	3544884C1	4063156C1	9	C	N/A		
JR5BF(-)	18	LTGN	TXL	3544884C1	4063156C1	9	C	N/A		
ZX5DB	18	YL	TXL	3544884C1	4063156C1	9	E	N/A		
ZZ5DB	22	RD	TXL	3544883C1	4063156C1	9	E	N/A		
ZX50A	18	YL	TXL	3544876C1	4063156C1	9	H	N/A		
1A11-GN	18	WH	TXL	3544876C1	4063156C1	9	J	N/A		
AA11-GN	18	WH	TXL	3544876C1	4063156C1	9	J	N/A		
1A62	18	DKBL	TXL	3544884C1	4063156C1	9	L	N/A	3515765C1	3515765C1
AA62	18	DKBL	TXL	3544884C1	4063156C1	9	L	N/A		
4G62DB	16	DKBL	TXL	3544884C1	4063156C1	9	M	N/A		
DA62DA	16	DKBL	TXL	3544884C1	4063156C1	9	M	N/A		
DX62A	18	DKBL	TXL	3544884C1	4063156C1	9	N	N/A		
1A50	18	YL	TXL	3544884C1	4063156C1	9	P	N/A		
AA50	18	YL	TXL	3544884C1	4063156C1	9	P	N/A		
1A9ZA	18	GY	TXL	3544884C1	4063156C1	9	R	N/A		
AA9ZA	18	GY	TXL	3544884C1	4063156C1	9	R	N/A	1667734C1	
2F14LCM	18	RD	TXL	3544876C1	4063156C1	9	S	N/A		
2G14LCM	18	RD	TXL	3544876C1	4063156C1	9	S	N/A		
B(-)	8	WH	GXL	3756749C1	3756780C1	100	1	3756745C1		
14A	0	RD	SGX	475968C1		100	1	2643308R1		
179S4(+)	20	VT	TXL	3626441C1	4124472C1	100	1	N/A		
86A(+)	20	LTGN	TXL	3673333C1	3767577C1	100	2	N/A		
179S4(-)	20	VT	TXL	3626441C1	4124472C1	100	2	N/A		
86A(-)	20	LTGN	TXL	3673333C1	3767577C1	100	3	N/A		
179SRA(+)	20	VT	TXL	3626441C1	4124472C1	100	3	N/A		
179SRA(-)	20	VT	TXL	3626441C1	4124472C1	100	4	N/A		
GRD-C	10	LTGN	GXL	1661227C1	1661204C1	100	A	N/A		
14A	0	RD	SGX	2241345C1		100	A	4122609R1		
EJ62D	20	DKBL	TXL	3535805C1	3510243C1	100	A1	N/A		
EJ78VA	20	LTGN	TXL	3535805C1	3510243C1	100	A2	N/A		
EJ78FA	20	LTGN	TXL	3535805C1	3510243C1	100	A3	N/A		
EJ78-GC	20	WH	TXL	3535805C1	3510243C1	100	A4	N/A		
GRD-D	10	LTGN	GXL	1661227C1	1661204C1	100	B	N/A		
EJ78J	20	LTGN	TXL	3535805C1	3510243C1	100	B1	N/A		
EJ78DA	20	LTGN	TXL	3535805C1	3510243C1	100	B2	N/A		
EJ78R	20	LTGN	TXL	3535805C1	3510243C1	100	B3	N/A		
EJ78EA	20	LTGN	TXL	3535805C1	3510243C1	100	B4	N/A		
BATTA	10	RD	GXL	1661227C1	1661204C1	100	C	N/A		
BATTB	10	RD	GXL	1661227C1	1661204C1	100	D	N/A		
B(+)	8	RD	GXL	373756C2		101	1	2644054R1		
B(+)	8	RD	GXL	373756C2		101	1	2644054R1		
14A	0	RD	SGX	475968C1		101	1	2643308R1		
86A(-)	20	LTGN	TXL	3602660C1	3715581C1	101	1	N/A		
179S4(+)	20	VT	TXL	3573077C1	4124471C1	101	1	N/A		
86A(+)	20	LTGN	TXL	3602660C1	3715581C1	101	2	N/A		
179S4(-)	20	VT	TXL	3573077C1	4124471C1	101	2	N/A		
179SRA(+)	20	VT	TXL	3573077C1	4124471C1	101	3	N/A		
179SRA(-)	20	VT	TXL	3573077C1	4124471C1	101	4	N/A		
14A	0	RD	SGX	2241345C1		101	A	4122609R1		
B(-)	8	WH	GXL	373756C2		102	1	2644054R1		
B(-)	8	WH	GXL	373756C2		102	1	2644054R1		
14B	6	RD	SGX	3752567C1		102	1	2644054R1		
14B	4	RD	SGX	2241337C1		102	A	4122608R1		
14-FL	10	RS	FUS	365684C2		103	1	2644005R1		
14-FL	8	LTBL	FUS	365684C2		103	1	2644005R1		
179SWCOM	20	VT	TXL	3544254C1	1661259C1	200	A	N/A		
179SW(NO)	20	VT	TXL	3544254C1	1661259C1	200	B	N/A		
179SWCOM	20	VT	TXL	3534481C1	1661260C1	201	A	N/A		
179SW(NO)	20	VT	TXL	3534481C1	1661260C1	201	B	N/A		
D180G	18	WH	TXL	3686943C1	3709924C1	240	1	SWS_N_REQ		
5BG(-)	18	GN	TXL	3686943C1	3709924C1	240	2	SWS_N_REQ		
D14KBB	18	RD	TXL	3686943C1	3709924C1	240	5	SWS_N_REQ		
5BG(+)	18	YL	TXL	3686943C1	3709924C1	240	6	SWS_N_REQ		
DB6AK	18	LTBL	TXL	1661261C1	1661259C1	241	A	N/A		
DB6GA	18	WH	TXL	1661261C1	1661259C1	241	B	N/A		
YH5A(+)	18	YL	TXL	N/A	BLUNT_SL_V	380	A	N/A		
YH5A(-)	18	GN	TXL	N/A	BLUNT_SL_V	380	B	N/A		
YH11-GC	14	WH	TXL	N/A	BLUNT_SL_V	381	A	N/A		
YH82KB	16	GY	TXL	N/A	BLUNT_SL_V	381	B	N/A		
YH13AC	16	PK	TXL	N/A	BLUNT_SL_V	382	A	N/A		
YH14AZ	18	RD	TXL	N/A	BLUNT_SL_V	382	B	N/A		
AA63	18	DKBL	GXL	1661208C1	1661200C1	512	A	N/A		
AA63-GSF	18	DKBL	GXL	1661208C1	1661200C1	512	B	N/A		
AA63HB	18	DKBL	GXL	1661208C1	1661200C1	512	C	N/A		
AD62B	18	DKBL	GXL	1661208C1	1661200C1	512	D	N/A		
AF62A	18	DKBL	GXL	1661208C1	1661200C1	512	D	N/A		
AM62B	18	DKBL	GXL	1661208C1	1661200C1	512	D	N/A		
AP62A	18	DKBL	GXL	1661208C1	1661200C1	512	D	N/A		
AT62B	18	DKBL	GXL	1661208C1	1661200C1	512	D	N/A		
AV62B	18	DKBL	GXL	1661208C1	1661200C1	512	D	N/A		
AA62-GSA	18	DKBL	GXL	1661208C1	1661200C1	512	F	N/A		
AJ95E	20	TN	TXL	3626441C1	6114577C1	674	1	N/A		
TJ95E	20	TN	TXL	3626441C1	6114577C1	674	1	N/A		
95E	18	TN	TXL	3573077C1	6114576C1	674	1	N/A		
AJ95F	18	TN	TXL	3626441C1	6114577C1	674	2	N/A		
TJ95F	20	TN	TXL	3626441C1	6114577C1	674	2	N/A		
95F	18	TN	TXL	3573077C1	6114576C1	674	2	N/A		
AJ95H	18	TN	TXL	3626441C1	6114577C1	674	3	N/A		
TJ95H	18	TN	TXL	3626441C1	6114577C1	674	3	N/A		
95H	18	TN	TXL	3573077C1	6114576C1	674	3	N/A		
AJ95AR1	18	TN	TXL	3626441C1	6114577C1	674	4	N/A		
TJ95AR1	18	TN	TXL	3626441C1	6114577C1	674	4	N/A		
95AR	18	TN	TXL	3573077C1	6114576C1	674	4	N/A		
CA95GE	18	TN	TXL	3626441C1	6114577C1	674	5	N/A		
CC95AC	20	TN	TXL	3626441C1	6114577C1	674	5	N/A		
TJ95AC	20	TN	TXL	3626441C1	6114577C1	674	5	N/A		
95AC	18	TN	TXL	3573077C1	6114576C1	674	5	N/A		
AJ95AB	18	TN	TXL	3626441C1	6114577C1	674	6	N/A		
TJ95AB	18	TN	TXL	3626441C1	6114577C1	674	6	N/A		
95AB	18	PL	TXL	3573077C1	6114576C1	674	6	N/A		
AJ95AS1	18	TN	TXL	3626441C1	6114577C1	674	7	N/A		
TJ95AS1	18	TN	TXL	3626441C1	6114577C1	674	7	N/A		
95AS	18	TN	TXL	3573077C1	6114576C1	674	7	N/A		
AJ95AT1	18	TN	TXL	3626441C1	6114577C1	674	8	N/A		
TJ95AT1	18	TN	TXL	3626441C1	6114577C1	674	8	N/A		
95AT	18	TN	TXL	3573077C1	6114576C1	674	8	N/A		
AJ95AU1	18	TN	TXL	3626441C1	6114577C1	674	9	N/A		

Circuit Number	Gauge	Color	Insulation	Terminal / Splice Number	Connector Part Number	Connector Number	Cavity	Seal/Sleeve	Lock 1	Lock 2
TJ95AU1	18	TN	TXL	3626441C1	6114577C1	674	9	N/A		
95AU	18	TN	TXL	3573077C1	6114576C1	674	9	N/A		
AL95-GB	16	BK	TXL	3627568C1	6114577C1	674	10	N/A		
AS95-GB	16	BK	TXL	3627568C1	6114577C1	674	10	N/A		
TJ95-GB	16	BK	TXL	3627568C1	6114577C1	674	10	N/A		
95-G	16	TN	TXL	3989901C1	6114576C1	674	10	N/A		
AL95-GL	16	BK	TXL	3627568C1	6114577C1	674	11	N/A		
AS95-GL	18	BK	TXL	3626441C1	6114577C1	674	11	N/A		
TL10-GL	18	WH	TXL	3626441C1	6114577C1	674	11	N/A		
TS10-GL	18	WH	TXL	3626441C1	6114577C1	674	11	N/A		
10-GL	18	WH	TXL	3573077C1	6114576C1	674	11	N/A		
AL13AA	18	RD	TXL	3626441C1	6114577C1	674	12	N/A		
AS13AA	18	RD	TXL	3626441C1	6114577C1	674	12	N/A		
TL13AA	18	PK	TXL	3626441C1	6114577C1	674	12	N/A		
TS13AA	18	PK	TXL	3626441C1	6114577C1	674	12	N/A		
13A	18	PK	TXL	3573077C1	6114576C1	674	12	N/A		
AL5(+)	18	YL	193	3626441C1	6114577C1	674	13	N/A		
AS5(+)	18	YL	193	3626441C1	6114577C1	674	13	N/A		
TL5(+)	18	YL	193	3626441C1	6114577C1	674	13	N/A		
TS5(+)	18	YL	193	3626441C1	6114577C1	674	13	N/A		
5(+)	18	YL	TXL	3573077C1	6114576C1	674	13	N/A		
AL5(-)	18	GN	193	3626441C1	6114577C1	674	14	N/A		
AS5(-)	18	GN	193	3626441C1	6114577C1	674	14	N/A		
TL5(-)	18	GN	193	3626441C1	6114577C1	674	14	N/A		
TS5(-)	18	GN	193	3626441C1	6114577C1	674	14	N/A		
5(-)	18	GN	TXL	3573077C1	6114576C1	674	14	N/A		
95AS	18	TN	TXL	3755839C1	3854665C91	675	1	N/A		
95-GA	16	TN	TXL	3572625C1	3854665C91	675	2	N/A		
95AT	18	TN	TXL	1680205C1	3854666C91	676	1	N/A		
95-GB	16	TN	TXL	1680205C1	3854666C91	676	2	N/A		
95AU	18	TN	TXL	1680205C1	3854645C91	677	1	N/A		
95-GC	16	TN	TXL	1680205C1	3854645C91	677	2	N/A		
5A(-)	18	GN	TXL	1680205C1	3991593C1	678	1	N/A		
5A(+)	18	YL	TXL	1680205C1	3991593C1	678	2	N/A		
10-GL	18	WH	TXL	1680205C1	3991593C1	678	3	N/A		
13A	18	PK	TXL	1680205C1	3991593C1	678	4	N/A		
95H	18	TN	TXL	3612255C1	3993814C1	680	1	3532128C1		
95AR	18	TN	TXL	3765669C1	3993814C1	680	2	3532128C1		
95F	18	TN	TXL	3612255C1	3993814C1	680	3	3532128C1		
95E	18	TN	TXL	3612255C1	3993814C1	680	4	3532128C1		
5B(-)	18	GN	TXL	3683466C1	3683465C1	681	A	3535424C1		
5B(+)	18	YL	TXL	3683466C1	3683465C1	681	B	3535424C1		
KA95H1	18	PK	TXL	2033819C1	3765646C92	690	A1	3517771C1		
KA95H1	18	PK	TXL	2033819C1	3765646C92	690	A1	3517771C1		
KA95P	18	RD	TXL	2033819C1	3765646C92	690	A10	3517771C1		
KA95P	18	RD	TXL	2033819C1	3765646C92	690	A10	3517771C1		
KA95SB	20	TN	TXL	2033819C1	3765646C92	690	A12	3517771C1		
KA95SB	20	TN	TXL	2033819C1	3765646C92	690	A12	3517771C1		
KA95H2	18	PK	TXL	2033819C1	3765646C92	690	A3	3517771C1		
KA95H2	18	PK	TXL	2033819C1	3765646C92	690	A3	3517771C1		
KA95H3	18	PK	TXL	2033819C1	3765646C92	690	A4	3517771C1		
KA95H3	18	PK	TXL	2033819C1	3765646C92	690	A4	3517771C1		
KA95H4	18	PK	TXL	2033819C1	3765646C92	690	A6	3517771C1		
KA95H4	18	PK	TXL	2033819C1	3765646C92	690	A6	3517771C1		
KA95H5	18	PK	TXL	2033819C1	3765646C92	690	A7	3517771C1		
KA95H5	18	PK	TXL	2033819C1	3765646C92	690	A7	3517771C1		
KA95H6	18	PK	TXL	2033819C1	3765646C92	690	A9	3517771C1		
KA95H6	18	PK	TXL	2033819C1	3765646C92	690	A9	3517771C1		
KA95GBA	18	BK	TXL	2033819C1	3765646C92	690	B1	3517771C1		
KA95GBA	18	BK	TXL	2033819C1	3765646C92	690	B1	3517771C1		
KA95-GC	18	BK	TXL	2033819C1	3765646C92	690	B10	3517771C1		
KA95-GC	18	BK	TXL	2033819C1	3765646C92	690	B10	3517771C1		
AJ95AR3	18	TN	TXL	2033819C1	3765646C92	690	B12	3517771C1		
AK95AR3	18	BK	TXL	2033819C1	3765646C92	690	B12	3517771C1		
TJ95AR3	18	TN	TXL	2033819C1	3765646C92	690	B12	3517771C1		
TK95AR3	18	TN	TXL	2033819C1	3765646C92	690	B12	3517771C1		
AJ95AS3	18	TN	TXL	2033819C1	3765646C92	690	B3	3517771C1		
AK95AS3	18	TN	TXL	2033819C1	3765646C92	690	B3	3517771C1		
TJ95AS3	18	TN	TXL	2033819C1	3765646C92	690	B3	3517771C1		
TK95AS3	18	TN	TXL	2033819C1	3765646C92	690	B3	3517771C1		
KA95GBB	18	BK	TXL	2033819C1	3765646C92	690	B4	3517771C1		
KA95GBB	18	BK	TXL	2033819C1	3765646C92	690	B4	3517771C1		
AJ95AT3	18	TN	TXL	2033819C1	3765646C92	690	B6	3517771C1		
AK95AT3	18	TN	TXL	2033819C1	3765646C92	690	B6	3517771C1		
TJ95AT3	18	TN	TXL	2033819C1	3765646C92	690	B6	3517771C1		
TK95AT3	18	TN	TXL	2033819C1	3765646C92	690	B6	3517771C1		
KA95GBD	18	BK	TXL	2033819C1	3765646C92	690	B7	3517771C1		
KA95GBD	18	BK	TXL	2033819C1	3765646C92	690	B7	3517771C1		
AJ95AU3	18	TN	TXL	2033819C1	3765646C92	690	B9	3517771C1		
AK95AU3	18	TN	TXL	2033819C1	3765646C92	690	B9	3517771C1		
TJ95AU3	18	TN	TXL	2033819C1	3765646C92	690	B9	3517771C1		
TK95AU3	18	TN	TXL	2033819C1	3765646C92	690	B9	3517771C1		
KA95PA	10	PK	TXL	1687847C1	3765646C92	690	D10	589390C1		
KA95PA	10	PK	TXL	1687847C1	3765646C92	690	D10	589390C1		
KA95PC	18	PK	TXL	2033819C1	3765646C92	690	D12	3517771C1		
KA95PC	18	PK	TXL	2033819C1	3765646C92	690	D12	3517771C1		
KA95H7	18	PK	TXL	2033819C1	3765646C92	690	E1	3517771C1		
KA95H7	18	PK	TXL	2033819C1	3765646C92	690	E1	3517771C1		
KA95TB	18	GY	TXL	2033819C1	3765646C92	690	E10	3517771C1		
KA95TB	18	GY	TXL	2033819C1	3765646C92	690	E10	3517771C1		
AL95KD	10	TN	TXL	1687847C1	3765646C92	690	E12	589390C1		
AM95KD	10	RD	TXL	1687847C1	3765646C92	690	E12	589390C1		
AS95KD	10	RD	TXL	1687847C1	3765646C92	690	E12	589390C1		
TL95KD	10	RD	TXL	1687847C1	3765646C92	690	E12	589390C1		
TM95KD	10	RD	TXL	1687847C1	3765646C92	690	E12	589390C1		
TS95KD	10	RD	TXL	1687847C1	3765646C92	690	E12	589390C1		
KA14A	18	RD	TXL	2033819C1	3765646C92	690	E2	3517771C1		
KA14A	16	RD	TXL	2033819C1	3765646C92	690	E2	1652325C1		
KA95P	18	RD	TXL	2033819C1	3765646C92	690	E3	3517771C1		
KA95P	18	RD	TXL	2033819C1	3765646C92	690	E3	3517771C1		
KA14B	16	RD	TXL	2033819C1	3765646C92	690	E4	1652325C1		
KA14B	16	RD	TXL	2033819C1	3765646C92	690	E4	1652325C1		
KA95PB	10	PK	TXL	1687847C1	3765646C92	690	E5	589390C1		
KA95PB	10	PK	TXL	1687847C1	3765646C92	690	E5	589390C1		
KA14C	10	RD	TXL	1687847C1	3765646C92	690	E6	589390C1		
KA14C	10	RD	TXL	1687847C1	3765646C92	690	E6	589390C1		
95AC	18	TN	TXL	3601686C1	3714731C1	691	1	3733609C1		
95AB	18	PL	TXL	3601686C1	3714731C1	691	4	3733609C1		
SJ14CE	16	RD	TXL	1661212C1	1661201C1	830	A	N/A		
SJ13CE	16	PK	TXL	1661212C1	1661201C1	830	B	N/A		
SJ11-GBE	16	WH	TXL	1661212C1	1661201C1	830	C	N/A		
SJ3CE(+)	18	DKBL	TXL	1661212C1	1661201C1	830	D	N/A		
SJ3CE(-)	18	GY	TXL	1661212C1	1661201C1	830	E	N/A		
HA63HB	16	DKBL	GXL	3571717C1	3825185C1	1000	1	N/A		
HA63HB	16	DKBL	GXL	3593251C1	3825184C1	1000	1	N/A		

Circuit Number	Gauge	Color	Insulation	Terminal / Splice Number	Connector Part Number	Connector Number	Cavity	Seal/Sleeve	Lock 1	Lock 2
HA63-GB	16	WH	GXL	3571717C1	382518SC1	1000	2	N/A		
HA63-GB	16	WH	GXL	3593251C1	382518AC1	1000	2	N/A		
HA63D	18	DKBL	GXL	3571717C1	382518SC1	1000	3	N/A		
HA63D	18	DKBL	GXL	3593251C1	382518AC1	1000	3	N/A		
HA109S	18	GY	GXL	3571717C1	382518SC1	1000	4	N/A		
HA109S	18	GY	GXL	3593251C1	382518AC1	1000	4	N/A		
HA1095A	18	GY	GXL	3571717C1	382518SC1	1000	5	N/A		
HA1095A	18	GY	GXL	3593251C1	382518AC1	1000	5	N/A		
HA63E	18	DKBL	GXL	3571717C1	382518SC1	1000	6	N/A		
HA63E	18	DKBL	GXL	3593251C1	382518AC1	1000	6	N/A		
HA63EA	18	DKBL	GXL	3571717C1	382518SC1	1000	7	N/A		
HA63EA	18	DKBL	GXL	3593251C1	382518AC1	1000	7	N/A		
ZK63UA	18	DKBL	GXL	3571717C1	382518SC1	1000	8	N/A		
ZM63UA	18	DKBL	GXL	3571717C1	382518SC1	1000	8	N/A		
JP63U	18	DKBL	GXL	3593251C1	382518AC1	1000	8	N/A		
JP63-GU	18	WH	GXL	3571717C1	382518SC1	1000	9	N/A		
ZK63-GU	18	WH	GXL	3571717C1	382518SC1	1000	9	N/A		
JP63-GU	18	WH	GXL	3593251C1	382518AC1	1000	9	N/A		
ZL86MA	16	LTGN	GXL	3571717C1	382518SC1	1000	10	N/A		
JP86M	16	LTGN	GXL	3593251C1	382518AC1	1000	10	N/A		
JP86-GU	16	WH	GXL	3571717C1	382518SC1	1000	11	N/A		
JP86-GU	16	WH	GXL	3593251C1	382518AC1	1000	11	N/A		
JK76	18	LTGN	GXL	1661261C1	3515762C1	1001	A	N/A		
JM76	18	LTGN	GXL	1661261C1	3515762C1	1001	A	N/A		
JM76	18	BK	GXL	1661262C1	3515763C1	1001	A	N/A		
JK76-G	18	WH	GXL	1661261C1	3515762C1	1001	B	N/A		
JM76-G	18	WH	GXL	1661261C1	3515762C1	1001	B	N/A		
JM76-G	18	WH	GXL	1661262C1	3515763C1	1001	B	N/A		
HE65B	16	OR	GXL	1661261C1	3515762C1	1001	C	N/A		
HE65B	16	OR	TXL	1661262C1	3515763C1	1001	C	N/A		
HE65-GE	16	WH	GXL	1661261C1	3515762C1	1001	D	N/A		
HE65-GE	16	WH	TXL	1661262C1	3515763C1	1001	D	N/A		
ZM63VA	18	DKBL	GXL	1661261C1	3515762C1	1001	E	N/A		
JP63SB	18	DKBL	GXL	1661262C1	3515763C1	1001	E	N/A		
JP63-GSD	18	WH	GXL	1661261C1	3515762C1	1001	F	N/A		
JP63-GSD	18	WH	GXL	1661262C1	3515763C1	1001	F	N/A		
HM58C	16	BK	TXL	1661261C1	3515762C1	1001	G	N/A		
HM58C	16	BK	TXL	1661262C1	3515763C1	1001	G	N/A		
HM58-G	16	WH	TXL	1661261C1	3515762C1	1001	H	N/A		
HM58-G	16	WH	TXL	1661262C1	3515763C1	1001	H	N/A		
AL14	4	RD	SGX	2015884C1		1002	1	2644002R1		
NJ14	4	RD	SGX	2015884C1		1002	1	2644002R1		
RP14W	8	RD	GXL	3752570C1		1003	1	2644054R1		
DB11-GAA	14	WH	TXL	3581768C1		1004	1	2644038R1		
A148CA	4	RD	SGX	2015884C1		1006	A	2644002R1		
AL14AJ	12	RD	TXL	3768157C1	3768015C1	1010	2	N/A		
NJ14AJ	12	RD	TXL	3768157C1	3768015C1	1010	2	N/A		
AZ14A	18	RD	TXL	3768012C1	3768015C1	1010	5	N/A		
BG70J	12	OR	TXL	3768014C1	3768015C1	1010	6	N/A		
BM70J	12	OR	TXL	3768014C1	3768015C1	1010	6	N/A		
ZK98H	18	RD	TXL	3768012C1	3768015C1	1010	7	N/A		
ZM98H	18	RD	TXL	3768012C1	3768015C1	1010	7	N/A		
ZZ14SUN	22	RD	TXL	3768012C1	3768015C1	1010	8	N/A		
AL14AK	12	RD	TXL	3768157C1	3768015C1	1010	10	N/A		
NJ14AK	12	RD	TXL	3768157C1	3768015C1	1010	10	N/A		
1A14EE	16	RD	TXL	3768013C1	3768015C1	1010	13	N/A		
AA14EE	16	RD	TXL	3768013C1	3768015C1	1010	13	N/A		
DH75	12	RD	TXL	3768014C1	3768015C1	1010	14	N/A		
1A15	18	RD	TXL	3768012C1	3768015C1	1010	15	N/A		
AA15	18	RD	TXL	3768012C1	3768015C1	1010	15	N/A		
2V14CSB	16	RD	TXL	3768013C1	3768015C1	1010	16	N/A		
CS14CSB	16	RD	TXL	3768013C1	3768015C1	1010	16	N/A		
YH14AZ	18	RD	TXL	3768012C1	3768015C1	1010	16	N/A		
AL14AP	12	RD	TXL	3768157C1	3768015C1	1010	18	N/A		
NJ14AP	12	RD	TXL	3768157C1	3768015C1	1010	18	N/A		
MM92DC	18	TN	TXL	3768012C1	3768015C1	1010	21	N/A		
NE17AC	18	PK	TXL	3768012C1	3768015C1	1010	21	N/A		
6F94TV	12	GY	TXL	3768014C1	3768015C1	1010	22	N/A		
BN94T	12	GY	TXL	3768014C1	3768015C1	1010	22	N/A		
ER94TV	12	GY	TXL	3768014C1	3768015C1	1010	22	N/A		
FR94TW	12	GY	TXL	3768014C1	3768015C1	1010	22	N/A		
FR94TV	12	GY	TXL	3768014C1	3768015C1	1010	22	N/A		
HF94TV	12	GY	TXL	3768014C1	3768015C1	1010	22	N/A		
HG94TV	12	GY	TXL	3768014C1	3768015C1	1010	22	N/A		
YK14CSB	16	RD	TXL	3768013C1	3768015C1	1010	22	N/A		
LM97B	20	RD	TXL	3768012C1	3768015C1	1010	23	N/A		
DL14EA	14	RD	TXL	3768014C1	3768015C1	1010	24	N/A		
JV14C	18	RD	TXL	3768012C1	3768015C1	1010	24	N/A		
KL14C	18	RD	TXL	3768012C1	3768015C1	1010	24	N/A		
RH14EA	14	RD	TXL	3768014C1	3768015C1	1010	24	N/A		
AL14AT	12	RD	TXL	3768157C1	3768015C1	1010	26	N/A		
NJ14AT	12	RD	TXL	3768157C1	3768015C1	1010	26	N/A		
MR86P	18	LTGN	TXL	3768012C1	3768015C1	1010	29	N/A		
MZ86AA	18	LTGN	TXL	3768012C1	3768015C1	1010	29	N/A		
NL86AA	18	LTGN	TXL	3768012C1	3768015C1	1010	29	N/A		
NP86P	18	LTGN	TXL	3768012C1	3768015C1	1010	29	N/A		
CV81B	12	RD	TXL	3768014C1	3768015C1	1010	30	N/A		
DF78V	12	LTGN	TXL	3768014C1	3768015C1	1010	30	N/A		
2F14LCM	18	RD	TXL	3768012C1	3768015C1	1010	31	N/A		
2G14D	18	RD	TXL	3768012C1	3768015C1	1010	31	N/A		
EW20	16	LTGN	GXL	3768013C1	3768015C1	1010	32	N/A		
XF14L	20	RD	TXL	3768012C1	3768015C1	1010	32	N/A		
AL14AM	12	RD	TXL	3768157C1	3768015C1	1010	34	N/A		
NJ14AM	12	RD	TXL	3768157C1	3768015C1	1010	34	N/A		
CF14SD	18	RD	TXL	3768012C1	3768015C1	1010	37	N/A		
CG14SD	18	RD	TXL	3768012C1	3768015C1	1010	37	N/A		
CK14ED	18	RD	TXL	3768012C1	3768015C1	1010	37	N/A		
CP14ED	18	RD	TXL	3768012C1	3768015C1	1010	37	N/A		
CT14ED	18	RD	TXL	3768012C1	3768015C1	1010	37	N/A		
DL14ED	18	RD	GXL	3768012C1	3768015C1	1010	37	N/A		
FA14EG	16	RD	TXL	3768013C1	3768015C1	1010	37	N/A		
JV14A	18	RD	TXL	3768012C1	3768015C1	1010	37	N/A		
KC14ED	16	RD	TXL	3768013C1	3768015C1	1010	37	N/A		
KL14A	18	RD	GXL	3768012C1	3768015C1	1010	37	N/A		
MB14ED	16	RD	TXL	3768013C1	3768015C1	1010	37	N/A		
PH14ED	18	RD	TXL	3768012C1	3768015C1	1010	37	N/A		
RH14ED	18	RD	GXL	3768012C1	3768015C1	1010	37	N/A		
SJ14CE	16	RD	TXL	3768013C1	3768015C1	1010	37	N/A		
CV81C	12	RD	TXL	3768014C1	3768015C1	1010	38	N/A		
3A94AY	14	GY	GXL	3768014C1	3768015C1	1010	39	N/A		
GS94AY	14	GY	GXL	3768014C1	3768015C1	1010	39	N/A		
XY94AY	12	GY	TXL	3768014C1	3768015C1	1010	39	N/A		
DT104AL	16	DKBL	TXL	3768013C1	3768015C1	1010	40	N/A		
BG70J	12	OR	TXL	3768009C1	3768010C1	1011	R1-30	N/A		
BM70J	12	OR	TXL	3768009C1	3768010C1	1011	R1-30	N/A		

Circuit Number	Gauge	Color	Insulation	Terminal / Splice Number	Connector Part Number	Connector Number	Cavity	Seal/Sleeve	Lock 1	Lock 2
BG70-GT	18	WH	TXL	3768003C1	3768010C1	1011	R1-85	N/A		
BM70-GT	20	WH	TXL	3768003C1	3768010C1	1011	R1-85	N/A		
BG70CA	18	OR	TXL	3768003C1	3768010C1	1011	R1-86	N/A		
BM70C	20	OR	TXL	3768003C1	3768010C1	1011	R1-86	N/A		
BG70BB	12	OR	TXL	3768009C1	3768010C1	1011	R1-87	N/A		
BM70T	12	OR	TXL	3768009C1	3768010C1	1011	R1-87	N/A		
1A82P	16	GY	TXL	3768007C1	3768010C1	1011	R2-30	N/A		
AA82P	16	GY	TXL	3768007C1	3768010C1	1011	R2-30	N/A	1667771C1	
1A82M	20	GY	TXL	3768003C1	3768010C1	1011	R2-85	N/A		
AA82M	20	GY	TXL	3768003C1	3768010C1	1011	R2-85	N/A		
1A82F	20	GY	TXL	3768003C1	3768010C1	1011	R2-86	N/A		
AA82F	20	GY	TXL	3768003C1	3768010C1	1011	R2-86	N/A		
1A82E	16	GY	TXL	3768007C1	3768010C1	1011	R2-87	N/A		
1A82J	16	GY	TXL	3768004C1	3768010C1	1011	R2-87	N/A		
AA82E	16	GY	TXL	3768007C1	3768010C1	1011	R2-87	N/A		
AA82J	16	GY	TXL	3768004C1	3768010C1	1011	R2-87	N/A		
BC63JV	18	GY	GXL	3768007C1	3768010C1	1011	R3-30	N/A		
BC63J	20	DKBL	TXL	3768003C1	3768010C1	1011	R3-85	N/A		
BC63JJ	20	GY	TXL	3768003C1	3768010C1	1011	R3-86	N/A		
EL63JA	18	DKBL	TXL	3768007C1	3768010C1	1011	R3-87	N/A		
EL63JB	18	DKBL	TXL	3768007C1	3768010C1	1011	R3-87	N/A		
MP63JA	18	DKBL	TXL	3768007C1	3768010C1	1011	R3-87	N/A		
AL14BB	10	RD	TXL	3768009C1	3768010C1	1011	R4-30	N/A		
NJ14BB	10	RD	TXL	3768009C1	3768010C1	1011	R4-30	N/A		
3Y12A	20	LTBL	TXL	3768003C1	3768010C1	1011	R4-85	N/A		
AV12	20	LTBL	TXL	3768003C1	3768010C1	1011	R4-85	N/A		
AW12A	20	LTBL	TXL	3768003C1	3768010C1	1011	R4-85	N/A		
AY12A	18	LTBL	TXL	3768003C1	3768010C1	1011	R4-85	N/A		
6K9LCA	20	GY	TXL	3768003C1	3768010C1	1011	R4-86	N/A		
AB12M	10	LTBL	TXL	3768009C1	3768010C1	1011	R4-87	N/A	1667771C1	1667771C1
1A82P	16	GY	TXL	3768007C1	3768010C1	1011	R5-30	N/A		
AA82P	16	GY	TXL	3768007C1	3768010C1	1011	R5-30	N/A		
1A82N	20	GY	TXL	3768003C1	3768010C1	1011	R5-85	N/A		
AA82N	20	GY	TXL	3768003C1	3768010C1	1011	R5-85	N/A		
1A82H	20	GY	TXL	3768003C1	3768010C1	1011	R5-86	N/A		
AA82H	20	GY	TXL	3768003C1	3768010C1	1011	R5-86	N/A	1667771C1	
1A82L	16	GY	TXL	3768004C1	3768010C1	1011	R5-87	N/A		
AA82L	16	GY	TXL	3768004C1	3768010C1	1011	R5-87	N/A		
YG82K	16	GY	TXL	3768007C1	3768010C1	1011	R5-87	N/A		
YH82K	16	GY	TXL	3768007C1	3768010C1	1011	R5-87	N/A		
DR19V	14	GY	TXL	3768008C1	3768010C1	1011	R6-30	N/A		
DR19A	20	GY	TXL	3768003C1	3768010C1	1011	R6-85	N/A		
DR19-GB	20	WH	TXL	3768003C1	3768010C1	1011	R6-86	N/A		
DR19	14	GY	TXL	3768008C1	3768010C1	1011	R6-87	N/A		
6F94TV1	16	GY	TXL	3768007C1	3768010C1	1012	R1-30	N/A		
ER94TV	12	GY	TXL	3768009C1	3768010C1	1012	R1-30	N/A		
FB94TW	12	GY	TXL	3768009C1	3768010C1	1012	R1-30	N/A		
FR94TV1	16	GY	TXL	3768007C1	3768010C1	1012	R1-30	N/A		
HF94TV	12	GY	TXL	3768009C1	3768010C1	1012	R1-30	N/A		
HG94TV	12	GY	TXL	3768009C1	3768010C1	1012	R1-30	N/A		
YY13-GFF	20	WH	TXL	3768003C1	3768010C1	1012	R1-85	N/A		
YY13FF	18	PK	TXL	3768003C1	3768010C1	1012	R1-86	N/A		
6F94TB	12	GY	TXL	3768009C1	3768010C1	1012	R1-87	N/A		
ER94T	12	GY	TXL	3768009C1	3768010C1	1012	R1-87	N/A		
FB94TT3	12	GY	TXL	3768009C1	3768010C1	1012	R1-87	N/A		
FR94TB	12	GY	TXL	3768009C1	3768010C1	1012	R1-87	N/A		
HF94TT1	12	GY	TXL	3768009C1	3768010C1	1012	R1-87	N/A		
HG94TT1	12	GY	TXL	3768009C1	3768010C1	1012	R1-87	N/A		
3T71A	16	OR	TXL	3768007C1	3768010C1	1012	R2-30	N/A	3598916C1	3598917C1
BJ71	16	OR	TXL	3768007C1	3768010C1	1012	R2-30	N/A		
BK71	16	OR	TXL	3768007C1	3768010C1	1012	R2-30	N/A		
GM71A	16	OR	TXL	3768007C1	3768010C1	1012	R2-30	N/A		
3T71B	20	OR	TXL	3768003C1	3768010C1	1012	R2-85	N/A		
BJ92R2	18	TN	TXL	3768003C1	3768010C1	1012	R2-85	N/A		
BK92R2	18	TN	TXL	3768003C1	3768010C1	1012	R2-85	N/A		
GM71B	20	OR	TXL	3768003C1	3768010C1	1012	R2-85	N/A		
3T92R165A	18	TN	TXL	3768003C1	3768010C1	1012	R2-86	N/A		
BJ92R1	18	TN	TXL	3768003C1	3768010C1	1012	R2-86	N/A		
BK92R1	18	TN	TXL	3768003C1	3768010C1	1012	R2-86	N/A		
GM92R165A	18	TN	TXL	3768003C1	3768010C1	1012	R2-86	N/A		
3T71BA	16	OR	TXL	3768007C1	3768010C1	1012	R2-87	N/A	3601921C1	
BJ71BA	16	OR	TXL	3768007C1	3768010C1	1012	R2-87	N/A		
BK71A	16	OR	TXL	3768007C1	3768010C1	1012	R2-87	N/A		
GM71BD	16	OR	TXL	3768007C1	3768010C1	1012	R2-87	N/A		
JA78RP	16	LTGN	TXL	3768007C1	3768010C1	1012	R3-30	N/A		
JL116UB	18	GY	TXL	3768007C1	3768010C1	1012	R3-30	N/A		
JA78RC	20	LTGN	TXL	3768003C1	3768010C1	1012	R3-85	N/A		
JL116U-G	20	WH	TXL	3768003C1	3768010C1	1012	R3-85	N/A		
JA79-G	20	WH	TXL	3768003C1	3768010C1	1012	R3-86	N/A		
JL116U	20	GY	TXL	3768003C1	3768010C1	1012	R3-86	N/A		
JA78	16	LTGN	TXL	3768007C1	3768010C1	1012	R3-87	N/A		
JL116UZ	18	GY	TXL	3768007C1	3768010C1	1012	R3-87	N/A		
6F94TV2	16	GY	TXL	3768007C1	3768010C1	1012	R4-30	N/A		
BG14BA	16	RD	TXL	3768007C1	3768010C1	1012	R4-30	N/A		
BL14BA	16	RD	TXL	3768007C1	3768010C1	1012	R4-30	N/A		
CC14SC	12	RD	TXL	3768009C1	3768010C1	1012	R4-30	N/A		
FR94TV2	16	GY	TXL	3768007C1	3768010C1	1012	R4-30	N/A		
6F72-GB3	20	WH	TXL	3768003C1	3768010C1	1012	R4-85	N/A		
BG12-GCL	20	WH	TXL	3768003C1	3768010C1	1012	R4-85	N/A		
BL12-GCL	20	WH	TXL	3768003C1	3768010C1	1012	R4-85	N/A		
CC72	20	OR	TXL	3768003C1	3768010C1	1012	R4-85	N/A		
FR72-GB3	20	WH	TXL	3768003C1	3768010C1	1012	R4-85	N/A		
3Y12BB	20	LTBL	TXL	3768003C1	3768010C1	1012	R4-86	N/A		
6F72EE	20	OR	TXL	3768003C1	3768010C1	1012	R4-86	N/A		
AY12BB	18	LTBL	TXL	3768003C1	3768010C1	1012	R4-86	N/A		
CC72-GA	20	WH	TXL	3768003C1	3768010C1	1012	R4-86	N/A		
FR72EE	20	OR	TXL	3768003C1	3768010C1	1012	R4-86	N/A		
6F94TA	12	GY	TXL	3768009C1	3768010C1	1012	R4-87	N/A		
BG12BB	16	LTBL	TXL	3768007C1	3768010C1	1012	R4-87	N/A		
BL12BB	16	LTBL	TXL	3768007C1	3768010C1	1012	R4-87	N/A		
CC72A	12	OR	TXL	3768009C1	3768010C1	1012	R4-87	N/A	1661263C1	
FR94TA	12	GY	TXL	3768009C1	3768010C1	1012	R4-87	N/A		
DD78RP	16	LTGN	TXL	3768007C1	3768010C1	1012	R5-30	N/A		
DD78RC	20	LTGN	TXL	3768003C1	3768010C1	1012	R5-85	N/A		
DD78-RG	20	WH	TXL	3768003C1	3768010C1	1012	R5-86	N/A		
DD78	16	LTGN	TXL	3768007C1	3768010C1	1012	R5-87	N/A		
JL116LB	18	GY	TXL	3768007C1	3768010C1	1012	R6-30	N/A		
JL116L-G	20	WH	TXL	3768003C1	3768010C1	1012	R6-85	N/A		
JL116L	20	GY	TXL	3768003C1	3768010C1	1012	R6-86	N/A		
JL116LZ	18	GY	TXL	3768007C1	3768010C1	1012	R6-87	N/A		
CW14FU	16	RD	TXL	3768007C1	3768010C1	1013	R1-30	N/A		
CX14FU	16	RD	TXL	3768007C1	3768010C1	1013	R1-30	N/A		
EM14BLT	14	RD	TXL	3768008C1	3768010C1	1013	R1-30	N/A		
GN14BLT	14	RD	TXL	3768008C1	3768010C1	1013	R1-30	N/A		
CW58B	20	BN	TXL	3768003C1	3768010C1	1013	R1-85	N/A		

Circuit Number	Gauge	Color	Insulation	Terminal / Splice Number	Connector Part Number	Connector Number	Cavity	Seal/Sleeve	Lock 1	Lock 2
CX58B	20	BN	TXL	3768003C1	3768010C1	1013	R1-85	N/A		
EM13BLT	18	PK	TXL	3768003C1	3768010C1	1013	R1-85	N/A		
GN13BLT	18	PK	TXL	3768003C1	3768010C1	1013	R1-85	N/A		
CW11-GFU	20	WH	TXL	3768003C1	3768010C1	1013	R1-86	N/A		
CX11-GFU	20	WH	TXL	3768003C1	3768010C1	1013	R1-86	N/A		
EM13-GBM	20	WH	TXL	3768003C1	3768010C1	1013	R1-86	N/A		
GN13-GBM	20	WH	TXL	3768003C1	3768010C1	1013	R1-86	N/A		
CW58C	16	BN	TXL	3768007C1	3768010C1	1013	R1-87	N/A		
CX58C	16	BN	TXL	3768007C1	3768010C1	1013	R1-87	N/A		
EMS8BLT	14	BN	TXL	3768008C1	3768010C1	1013	R1-87	N/A		
GNS8BLT	16	BN	TXL	3768007C1	3768010C1	1013	R1-87	N/A		
CD14SAC	12	RD	TXL	3768009C1	3768010C1	1013	R2-30	N/A		
CE14SAC	12	RD	TXL	3768009C1	3768010C1	1013	R2-30	N/A		
CD14SAB	18	RD	TXL	3768003C1	3768010C1	1013	R2-85	N/A		
CE14SAB	18	RD	TXL	3768003C1	3768010C1	1013	R2-85	N/A		
CD14-GSB	20	WH	TXL	3768003C1	3768010C1	1013	R2-86	N/A		
CE14-GSB	20	WH	TXL	3768003C1	3768010C1	1013	R2-86	N/A		
GB14SAG	12	LTGN	TXL	3768009C1	3768010C1	1013	R2-87	N/A		
GD14SAH	14	LTBL	TXL	3768008C1	3768010C1	1013	R2-87	N/A		
GF14SAD	12	LTGN	TXL	3768009C1	3768010C1	1013	R2-87	N/A		
GH14SAF	14	LTBL	TXL	3768008C1	3768010C1	1013	R2-87	N/A		
BG70JA	12	RD	TXL	3768009C1	3768010C1	1013	R3-30	N/A		
BL70J	12	RD	TXL	3768009C1	3768010C1	1013	R3-30	N/A		
BG70-GTA	18	WH	TXL	3768003C1	3768010C1	1013	R3-85	N/A		
BL70-GT	18	WH	TXL	3768003C1	3768010C1	1013	R3-85	N/A		
BG70CB	18	RD	TXL	3768003C1	3768010C1	1013	R3-86	N/A		
BL70C	18	RD	TXL	3768003C1	3768010C1	1013	R3-86	N/A		
BG70BBA	12	RD	TXL	3768009C1	3768010C1	1013	R3-87	N/A		
BL70BB	12	RD	TXL	3768009C1	3768010C1	1013	R3-87	N/A		
DY54XV	16	BN	TXL	3768007C1	3768010C1	1013	R4-30	N/A		
PA54XV	16	BN	TXL	3768007C1	3768010C1	1013	R4-30	N/A		
DY54-GXB	20	WH	TXL	3768003C1	3768010C1	1013	R4-85	N/A		
PA54-GXB	20	WH	TXL	3768003C1	3768010C1	1013	R4-85	N/A		
DY54XD	20	BN	TXL	3768003C1	3768010C1	1013	R4-86	N/A		
PA54XD	20	BN	TXL	3768003C1	3768010C1	1013	R4-86	N/A		
DY54XB	16	BN	TXL	3768007C1	3768010C1	1013	R4-87	N/A		
PA54XB	16	BN	TXL	3768007C1	3768010C1	1013	R4-87	N/A		
CE14SBC	12	RD	TXL	3768009C1	3768010C1	1013	R5-30	N/A		
CE14SBB	18	RD	TXL	3768003C1	3768010C1	1013	R5-85	N/A		
CE14-GSD	20	WH	TXL	3768003C1	3768010C1	1013	R5-86	N/A		
CE14SBD	12	LTGN	TXL	3768009C1	3768010C1	1013	R5-87	N/A		
CF50S	18	YL	TXL	3768007C1	3768010C1	1014	R1-30	N/A		
CG50S	18	YL	TXL	3768007C1	3768010C1	1014	R1-30	N/A	3534159C1	
BB53AB	20	YL	TXL	3768003C1	3768010C1	1014	R1-85	N/A		
CF53-G	20	WH	TXL	3768003C1	3768010C1	1014	R1-86	N/A		
CG53-G	20	WH	TXL	3768003C1	3768010C1	1014	R1-86	N/A		
BB52AB	18	YL	TXL	3768003C1	3768010C1	1014	R1-87	N/A		
BB53AC	18	YL	TXL	3768007C1	3768010C1	1014	R1-87	N/A		
AZ14A	18	RD	TXL	3768007C1	3768010C1	1014	R2-30	N/A		
AZ92B	18	TN	TXL	3768003C1	3768010C1	1014	R2-85	N/A		
AZ92-GC	20	WH	TXL	3768003C1	3768010C1	1014	R2-86	N/A		
AZ17B	18	PK	TXL	3768007C1	3768010C1	1014	R2-87	N/A		
AL14AS	10	RD	TXL	3768009C1	3768010C1	1014	R4-30	N/A		
NJ14AS	10	RD	TXL	3768009C1	3768010C1	1014	R4-30	N/A		
6K16GBB	20	LTGN	TXL	3768003C1	3768010C1	1014	R4-85	N/A		
6K9LCC	20	GY	TXL	3768003C1	3768010C1	1014	R4-86	N/A		
YY13N	12	PK	TXL	3768009C1	3768010C1	1014	R4-87	N/A		
MD92#117	18	TN	TXL	3768007C1	3768010C1	1014	R5-30	N/A		
MD92-GD	18	WH	TXL	3768003C1	3768010C1	1014	R5-85	N/A		
MD92A	18	TN	TXL	3768003C1	3768010C1	1014	R5-86	N/A		
MD92#103	18	TN	TXL	3768007C1	3768010C1	1014	R5-87	N/A		
YY13PA	12	PK	TXL	3768157C1	3768015C1	1015	2	N/A		
CF13SD1	18	PK	TXL	3768012C1	3768015C1	1015	5	N/A		
CG13SD1	18	PK	TXL	3768012C1	3768015C1	1015	5	N/A		
CK13EE	18	PK	TXL	3768012C1	3768015C1	1015	5	N/A		
CP13EE	18	PK	TXL	3768012C1	3768015C1	1015	5	N/A		
CT13EE	18	PK	TXL	3768012C1	3768015C1	1015	5	N/A		
DL13EE	18	PK	TXL	3768012C1	3768015C1	1015	5	N/A		
JV13B	18	PK	TXL	3768012C1	3768015C1	1015	5	N/A		
KC13EE	16	PK	TXL	3768013C1	3768015C1	1015	5	N/A		
KL13B	18	PK	TXL	3768012C1	3768015C1	1015	5	N/A		
MB13EE	16	PK	TXL	3768013C1	3768015C1	1015	5	N/A		
PH13EE	18	PK	TXL	3768012C1	3768015C1	1015	5	N/A		
RH13EE	18	PK	TXL	3768012C1	3768015C1	1015	5	N/A		
SJ13CE	16	PK	TXL	3768013C1	3768015C1	1015	5	N/A		
1A87C	18	GY	TXL	3768012C1	3768015C1	1015	6	N/A		
AA87C	18	GY	TXL	3768012C1	3768015C1	1015	6	N/A		
YY13FF	18	PK	TXL	3768012C1	3768015C1	1015	7	N/A		
CP98F	20	TN	TXL	3768012C1	3768015C1	1015	8	N/A		
CT98F	20	TN	TXL	3768012C1	3768015C1	1015	8	N/A		
MB98F	20	TN	TXL	3768012C1	3768015C1	1015	8	N/A		
MJ98F	20	TN	TXL	3768012C1	3768015C1	1015	8	N/A		
YY13PB	12	PK	TXL	3768157C1	3768015C1	1015	10	N/A		
LM971G	20	PK	TXL	3768012C1	3768015C1	1015	13	N/A		
HC10S	18	LTGN	TXL	3768012C1	3768015C1	1015	14	N/A		
3T71	16	OR	TXL	3768013C1	3768015C1	1015	15	N/A		
BJ71	16	OR	TXL	3768013C1	3768015C1	1015	15	N/A		
BK71	16	OR	TXL	3768013C1	3768015C1	1015	15	N/A		
BP71AA	16	OR	TXL	3768013C1	3768015C1	1015	15	N/A		
EY71BB	16	OR	TXL	3768013C1	3768015C1	1015	15	N/A		
GM71	16	OR	TXL	3768013C1	3768015C1	1015	15	N/A		
1A13D	18	PK	TXL	3768012C1	3768015C1	1015	16	N/A		
AA13D	18	PK	TXL	3768012C1	3768015C1	1015	16	N/A		
YY13PC	12	PK	TXL	3768157C1	3768015C1	1015	18	N/A		
RW22AA	16	PK	TXL	3768013C1	3768015C1	1015	21	N/A		
DD78RP	16	LTGN	TXL	3768013C1	3768015C1	1015	22	N/A		
JA78RP	16	LTGN	TXL	3768013C1	3768015C1	1015	22	N/A		
1A13EA	18	PK	TXL	3768012C1	3768015C1	1015	23	N/A		
AA13EA	18	PK	TXL	3768012C1	3768015C1	1015	23	N/A		
AZ13A	16	PK	GXL	3768013C1	3768015C1	1015	24	N/A		
GY92#163A	16	PK	TXL	3768013C1	3768015C1	1015	24	N/A		
YY13PD	12	PK	TXL	3768157C1	3768015C1	1015	26	N/A		
YC67A	18	PK	TXL	3768012C1	3768015C1	1015	29	N/A		
RT39A	16	GY	TXL	3768013C1	3768015C1	1015	30	N/A		
JL116M	18	GY	TXL	3768012C1	3768015C1	1015	31	N/A		
KN116M	18	GY	TXL	3768012C1	3768015C1	1015	31	N/A		
EH97F	16	VT	TXL	3768013C1	3768015C1	1015	32	N/A		
YY13PE	12	PK	TXL	3768157C1	3768015C1	1015	34	N/A		
3A94V	14	GY	GXL	3768014C1	3768015C1	1015	37	N/A		
GS94V	14	GY	GXL	3768014C1	3768015C1	1015	37	N/A		
XY94V	18	GY	TXL	3768012C1	3768015C1	1015	37	N/A		
BZ39	16	GY	TXL	3768013C1	3768015C1	1015	38	N/A		
RT39	16	GY	TXL	3768013C1	3768015C1	1015	38	N/A		
YD67TA	18	PK	TXL	3768012C1	3768015C1	1015	39	N/A		
2V13COG2	16	PK	TXL	3768013C1	3768015C1	1015	40	N/A		

Circuit Number	Gauge	Color	Insulation	Terminal / Splice Number	Connector Part Number	Connector Number	Cavity	Seal/Sleeve	Lock 1	Lock 2
CS67A	16	PK	TXL	3768013C1	3768015C1	1015	40	N/A		
RV13COG2	16	PK	TXL	3768013C1	3768015C1	1015	40	N/A		
SG13COG	16	PK	TXL	3768013C1	3768015C1	1015	40	N/A		
YH13AC	16	PK	TXL	3768013C1	3768015C1	1015	40	N/A		
YK67A	16	PK	TXL	3768013C1	3768015C1	1015	40	N/A		
AL14K	8	RD	TXL	4100163C1	4100070C1	1016	R1-30	N/A		
NJ14K	8	RD	TXL	4100163C1	4100070C1	1016	R1-30	N/A		
AG166BAA	20	LTGN	TXL	3768006C1	4100070C1	1016	R1-85	N/A		
AH166AA	20	LTGN	TXL	3768006C1	4100070C1	1016	R1-85	N/A		
AG166AA	20	LTGN	TXL	3768006C1	4100070C1	1016	R1-86	N/A		
AH166A	20	LTGN	TXL	3768006C1	4100070C1	1016	R1-86	N/A		
AL14KA	8	RD	TXL	4100163C1	4100070C1	1016	R1-87	N/A		
NJ14KA	8	RD	TXL	4100163C1	4100070C1	1016	R1-87	N/A		
AL14G	8	RD	TXL	4100163C1	4100070C1	1016	R2-30	N/A		
NJ14G	8	RD	TXL	4100163C1	4100070C1	1016	R2-30	N/A		
GK166BA	20	LTGN	TXL	3768006C1	4100070C1	1016	R2-85	N/A		
1A166-G	20	GY	TXL	3768006C1	4100070C1	1016	R2-86	N/A		
AA166-G	20	GY	TXL	3768006C1	4100070C1	1016	R2-86	N/A		
YY13P	8	PK	GXL	4100163C1	4100070C1	1016	R2-87	N/A		
4A74RB	16	LTGN	TXL	3768013C1	3768015C1	1017	1	N/A		
NJ14S	18	RD	TXL	3768012C1	3768015C1	1017	2	N/A		
6F94TT4	16	GY	TXL	3768013C1	3768015C1	1017	3	N/A		
FB94TT4	16	GY	TXL	3768013C1	3768015C1	1017	3	N/A		
HF94TT2	18	GY	TXL	3768012C1	3768015C1	1017	3	N/A		
HG94TT2	18	GY	TXL	3768012C1	3768015C1	1017	3	N/A		
DK14TRIA	16	RD	TXL	3768013C1	3768015C1	1017	4	N/A		
4A74RB2	16	LTGN	TXL	3768013C1	3768015C1	1017	5	N/A		
NJ14KBB	18	RD	TXL	3768012C1	3768015C1	1017	6	N/A		
FA13EF	16	RD	TXL	3768013C1	3768015C1	1017	7	N/A		
HF94TT	18	GY	TXL	3768012C1	3768015C1	1017	7	N/A		
HG94TT	18	GY	TXL	3768012C1	3768015C1	1017	7	N/A		
DK14TRI	16	RD	GXL	3768013C1	3768015C1	1017	8	N/A		
AL14KAA	12	RD	TXL	3768157C1	3768015C1	1017	10	N/A		
NJ14KAA	12	RD	TXL	3768157C1	3768015C1	1017	10	N/A		
4Z14A	18	RD	TXL	3768012C1	3768015C1	1017	13	N/A		
RF14AA	20	PK	TXL	3768012C1	3768015C1	1017	13	N/A		
YJ14A	16	RD	TXL	3768013C1	3768015C1	1017	13	N/A		
ZR14A	18	RD	TXL	3768012C1	3768015C1	1017	13	N/A		
3N86CC	14	LTGN	TXL	3768014C1	3768015C1	1017	14	N/A		
AD86C	14	LTGN	TXL	3768014C1	3768015C1	1017	14	N/A	1661874C1	
AE86C	14	LTGN	TXL	3768014C1	3768015C1	1017	14	N/A		
1A63BD	18	GY	TXL	3768012C1	3768015C1	1017	15	N/A	3562309C1	
AA63BD	18	GY	TXL	3768012C1	3768015C1	1017	15	N/A	3756746C1	
BC63JK	18	DKBL	TXL	3768012C1	3768015C1	1017	16	N/A		
AL14KAB	12	RD	TXL	3768014C1	3768015C1	1017	17	N/A		
NJ14KAB	12	RD	TXL	3768014C1	3768015C1	1017	17	N/A		
AL14KAC	12	RD	TXL	3768157C1	3768015C1	1017	18	N/A		
NJ14KAC	12	RD	TXL	3768157C1	3768015C1	1017	18	N/A		
AL14KAD	12	RD	TXL	3768014C1	3768015C1	1017	19	N/A		
NJ14KAD	12	RD	TXL	3768014C1	3768015C1	1017	19	N/A		
AL14KAE	12	RD	TXL	3768014C1	3768015C1	1017	20	N/A		
NJ14KAE	12	RD	TXL	3768014C1	3768015C1	1017	20	N/A		
DR19V	14	GY	TXL	3768014C1	3768015C1	1017	21	N/A		
BG14BA	16	RD	TXL	3768013C1	3768015C1	1017	22	N/A		
BL14BA	16	RD	TXL	3768013C1	3768015C1	1017	22	N/A		
CC14SC	12	RD	TXL	3768014C1	3768015C1	1017	22	N/A		
CA84	14	LTGN	TXL	3768014C1	3768015C1	1017	23	N/A		
CB84B	14	LTGN	TXL	3768014C1	3768015C1	1017	23	N/A		
CL84	14	LTGN	TXL	3768014C1	3768015C1	1017	23	N/A	1661264C1	
CW14FU	16	RD	TXL	3768013C1	3768015C1	1017	24	N/A		
CX14FU	16	RD	TXL	3768013C1	3768015C1	1017	24	N/A		
EM14BLT	14	RD	TXL	3768014C1	3768015C1	1017	24	N/A		
GN14BLT	14	RD	TXL	3768014C1	3768015C1	1017	24	N/A		
AB12MA	12	LTBL	TXL	3768157C1	3768015C1	1017	26	N/A	1671608C1	
4Z12A	18	LTBL	TXL	3768012C1	3768015C1	1017	29	N/A		
DY54XV	16	BN	TXL	3768013C1	3768015C1	1017	31	N/A		
PA54XV	16	BN	TXL	3768013C1	3768015C1	1017	31	N/A		
EM13BL1	20	PK	TXL	3768012C1	3768015C1	1017	32	N/A		
GN13BL1	20	PK	TXL	3768012C1	3768015C1	1017	32	N/A		
AB12MB	12	LTBL	TXL	3768157C1	3768015C1	1017	34	N/A	1664408C1	
MR86F	18	LTGN	TXL	3768012C1	3768015C1	1017	38	N/A		
MZ86P	18	LTGN	TXL	3768012C1	3768015C1	1017	38	N/A		
NL86P	18	LTGN	TXL	3768012C1	3768015C1	1017	38	N/A		
NP86F	18	LTGN	TXL	3768012C1	3768015C1	1017	38	N/A		
BH12A	18	LTBL	TXL	3768012C1	3768015C1	1017	39	N/A		
RC12B	20	LTBL	TXL	3768012C1	3768015C1	1017	39	N/A		
MR86AE	18	LTGN	TXL	3768012C1	3768015C1	1017	40	N/A		
MZ86R	20	LTGN	TXL	3768012C1	3768015C1	1017	40	N/A		
NL86AH	18	LTGN	TXL	3768012C1	3768015C1	1017	40	N/A		
NP86AH	18	LTGN	TXL	3768012C1	3768015C1	1017	40	N/A		
AL14AC	12	RD	TXL	3768014C1	3768015C1	1018	3	N/A		
NJ14AC	12	RD	TXL	3768014C1	3768015C1	1018	3	N/A		
AL14AD	12	RD	TXL	3768014C1	3768015C1	1018	4	N/A		
NJ14AD	12	RD	TXL	3768014C1	3768015C1	1018	4	N/A		
ZJ98P	18	RD	TXL	3768012C1	3768015C1	1018	7	N/A		
4A74RA	12	LTGN	TXL	3768014C1	3768015C1	1018	8	N/A		
JY14C	18	RD	TXL	3768012C1	3768015C1	1018	8	N/A		
WD14WA	18	RD	GXL	3768012C1	3768015C1	1018	8	N/A		
AL14AE	12	RD	TXL	3768014C1	3768015C1	1018	11	N/A		
NJ14AE	12	RD	TXL	3768014C1	3768015C1	1018	11	N/A		
AL14AF	12	RD	TXL	3768014C1	3768015C1	1018	12	N/A		
NJ14AF	12	RD	TXL	3768014C1	3768015C1	1018	12	N/A		
CD14SAC	12	RD	TXL	3768014C1	3768015C1	1018	15	N/A		
CE14SAC	12	RD	TXL	3768014C1	3768015C1	1018	15	N/A		
CE14SBC	12	RD	TXL	3768014C1	3768015C1	1018	16	N/A		
AL14AB	12	RD	TXL	3768157C1	3768015C1	1018	18	N/A		
NJ14AB	12	RD	TXL	3768157C1	3768015C1	1018	18	N/A		
1A73C	20	LTGN	TXL	3768012C1	3768015C1	1018	21	N/A		
AA73C	20	LTGN	TXL	3768012C1	3768015C1	1018	21	N/A		
BG70JA	12	RD	TXL	3768014C1	3768015C1	1018	22	N/A		
BL70J	12	RD	TXL	3768014C1	3768015C1	1018	22	N/A		
CD14SA	20	RD	TXL	3768012C1	3768015C1	1018	22	N/A		
CE14S	18	RD	TXL	3768012C1	3768015C1	1018	22	N/A		
6F72E	18	OR	TXL	3768012C1	3768015C1	1018	23	N/A		
FR72E	18	OR	TXL	3768012C1	3768015C1	1018	23	N/A		
DW14Z	16	RD	TXL	3768013C1	3768015C1	1018	24	N/A		
KN116L	18	GY	TXL	3768012C1	3768015C1	1018	24	N/A		
YY13PF	12	PK	TXL	3768157C1	3768015C1	1018	26	N/A		
SE13AB	18	PK	TXL	3768012C1	3768015C1	1018	29	N/A		
WM13ARB	18	PK	TXL	3768012C1	3768015C1	1018	29	N/A		
3F13AA	18	PK	TXL	3768012C1	3768015C1	1018	30	N/A		
6D13E	16	PK	TXL	3768013C1	3768015C1	1018	31	N/A		
4Z13A	18	PK	TXL	3768012C1	3768015C1	1018	32	N/A		
WD13WA	18	PK	GXL	3768012C1	3768015C1	1018	32	N/A		
YJ13A	16	PK	TXL	3768013C1	3768015C1	1018	32	N/A		

Circuit Number	Gauge	Color	Insulation	Terminal / Splice Number	Connector Part Number	Connector Number	Cavity	Seal/Sleeve	Lock 1	Lock 2
ZR13A	18	PK	TXL	3768012C1	3768015C1	1018	32	N/A		
YY13N	12	PK	TXL	3768157C1	3768015C1	1018	34	N/A		
DW13Z	16	PK	TXL	3768013C1	3768015C1	1018	37	N/A		
JY13	18	PK	TXL	3768012C1	3768015C1	1018	37	N/A		
CA13UA	20	PK	TXL	3768012C1	3768015C1	1018	38	N/A		
CB13U	18	PK	TXL	3768012C1	3768015C1	1018	38	N/A		
CL13U	18	PK	TXL	3768012C1	3768015C1	1018	38	N/A		
DK13TRIB	16	PK	GXL	3768013C1	3768015C1	1018	39	N/A		
3S13UC	20	PK	TXL	3768012C1	3768015C1	1018	40	N/A	3551897C1	3540454C1
AK28A	20	TN	TXL	4062808C1	4063041C1	1020	1	N/A		
AK9CDC	20	GY	TXL	4062808C1	4063041C1	1020	2	N/A		
AK62F	20	DKBL	TXL	4062808C1	4063041C1	1020	3	N/A		
AK11-GKF	20	WH	TXL	4062808C1	4063041C1	1020	4	N/A		
4G62DA	16	DKBL	TXL	3613770C1	3613769C1	1021	1	N/A		
DA62DA	16	DKBL	TXL	3613770C1	3613769C1	1021	1	N/A		
3K62DC	18	DKBL	TXL	3613771C1	3613769C1	1021	2	N/A		
CD62DJ	20	DKBL	TXL	3613771C1	3613769C1	1021	3	N/A		
CE62DJ	20	DKBL	TXL	3613771C1	3613769C1	1021	3	N/A		
CS62A	20	DKBL	TXL	3613771C1	3613769C1	1021	4	N/A		
YK62A	18	DKBL	TXL	3613771C1	3613769C1	1021	4	N/A		
CE62DK	20	DKBL	TXL	3613771C1	3613769C1	1021	5	N/A		
HA62DF	20	DKBL	TXL	3613771C1	3613769C1	1021	6	N/A		
XW62DG	20	DKBL	TXL	3613771C1	3613769C1	1021	7	N/A		
CN62DH	20	DKBL	TXL	3613771C1	3613769C1	1021	8	N/A		
CR62DH	20	DKBL	TXL	3613771C1	3613769C1	1021	8	N/A		
KZ62DH	20	DKBL	TXL	3613771C1	3613769C1	1021	8	N/A		
ZY62DH	20	DKBL	TXL	3613771C1	3613769C1	1021	8	N/A		
EM62DL	20	DKBL	TXL	3613771C1	3613769C1	1021	9	N/A		
GN62DL	20	DKBL	TXL	3613771C1	3613769C1	1021	9	N/A		
WD62WA	20	DKBL	TXL	3613771C1	3613769C1	1021	9	N/A		
DF62DD	18	DKBL	TXL	3613771C1	3613769C1	1021	10	N/A		
DK62DF	20	DKBL	TXL	3613771C1	3613769C1	1021	11	N/A		
YJ62DA	20	DKBL	GXL	3613771C1	3613769C1	1021	12	N/A		
YJ62DB	20	DKBL	GXL	3613771C1	3613769C1	1021	13	N/A		
AK62F	20	DKBL	TXL	3613771C1	3613769C1	1021	14	N/A		
RA11-GBA	14	WH	TXL	3613770C1	3613769C1	1022	1	N/A		
RB11-GBA	14	WH	TXL	3613770C1	3613769C1	1022	1	N/A		
YH11-GC	14	WH	TXL	3613770C1	3613769C1	1022	2	N/A		
YC67-G	18	WH	TXL	3613771C1	3613769C1	1022	3	N/A		
DD78-GA	16	WH	TXL	3613770C1	3613769C1	1022	4	N/A		
BG70-GTA	18	WH	TXL	3613771C1	3613769C1	1022	5	N/A		
BL70-GT	18	WH	TXL	3613771C1	3613769C1	1022	5	N/A		
DD78-RG	20	WH	TXL	3613771C1	3613769C1	1022	5	N/A		
JA79-G	20	WH	TXL	3613771C1	3613769C1	1022	5	N/A		
CS67-G	18	WH	TXL	3613771C1	3613769C1	1022	6	N/A		
YK67-G	18	WH	TXL	3613771C1	3613769C1	1022	6	N/A		
BG12-GCL	20	WH	TXL	3613771C1	3613769C1	1022	7	N/A		
BL12-GCL	20	WH	TXL	3613771C1	3613769C1	1022	7	N/A		
CC72-GA	20	WH	TXL	3613771C1	3613769C1	1022	7	N/A		
HV17-G	16	WH	TXL	3613770C1	3613769C1	1022	8	N/A		
BG70-GT	18	WH	TXL	3613771C1	3613769C1	1022	9	N/A		
BM70-GT	20	WH	TXL	3613771C1	3613769C1	1022	9	N/A		
2V11-GBP	18	WH	TXL	3613771C1	3613769C1	1022	10	N/A		
CS11-GBP	18	WH	TXL	3613771C1	3613769C1	1022	10	N/A		
RV11-GBP	18	WH	TXL	3613771C1	3613769C1	1022	10	N/A		
SG11COG	16	WH	TXL	3613770C1	3613769C1	1022	10	N/A		
YK11-GBP	18	WH	TXL	3613771C1	3613769C1	1022	10	N/A		
SE11-GAR	18	WH	TXL	3613771C1	3613769C1	1022	11	N/A		
WM10ARB	18	WH	TXL	3613771C1	3613769C1	1022	11	N/A		
ZR11-G	20	WH	TXL	3613771C1	3613769C1	1022	11	N/A		
3S11-GUC	20	WH	TXL	3613771C1	3613769C1	1022	12	N/A		
JY11-GA	18	WH	TXL	3613771C1	3613769C1	1022	12	N/A		
ZJ98-G	18	WH	TXL	3613771C1	3613769C1	1022	13	N/A		
XF11-GX	20	WH	TXL	3613771C1	3613769C1	1022	14	N/A		
RA11-GCB	14	WH	TXL	3613770C1	3613769C1	1023	1	N/A		
RB11-GCB	14	WH	TXL	3613770C1	3613769C1	1023	1	N/A		
3N11-GCF	14	WH	TXL	3613770C1	3613769C1	1023	2	N/A		
AD11-GCC	14	WH	TXL	3613770C1	3613769C1	1023	2	N/A	2039342C1	
AE11-GCC	14	WH	TXL	3613770C1	3613769C1	1023	2	N/A	3539784C1	
MM92-GAH	18	WH	TXL	3613771C1	3613769C1	1023	3	N/A		
6F11-GB	18	WH	TXL	3613771C1	3613769C1	1023	4	N/A		
FR11-GB	18	WH	TXL	3613771C1	3613769C1	1023	4	N/A		
CN11-GBF	20	WH	TXL	3613771C1	3613769C1	1023	5	N/A		
CR11-GBF	20	WH	TXL	3613771C1	3613769C1	1023	5	N/A		
KZ11-GBD	20	WH	TXL	3613771C1	3613769C1	1023	5	N/A		
ZY11-GBF	20	WH	TXL	3613771C1	3613769C1	1023	5	N/A		
CF11-GBE	18	WH	TXL	3613771C1	3613769C1	1023	6	N/A		
CG53-G	20	WH	TXL	3613771C1	3613769C1	1023	6	N/A		
CK11-GBE	18	WH	TXL	3613771C1	3613769C1	1023	6	N/A		
FA11-GBG	16	WH	TXL	3613770C1	3613769C1	1023	6	N/A		
KC11-GBE	16	WH	TXL	3613770C1	3613769C1	1023	6	N/A		
MB11-GBE	16	WH	TXL	3613770C1	3613769C1	1023	6	N/A		
PH11-GBE	18	WH	TXL	3613771C1	3613769C1	1023	6	N/A		
SJ11-GBE	16	WH	TXL	3613770C1	3613769C1	1023	6	N/A		
AK11-GKF	20	WH	TXL	3613771C1	3613769C1	1023	7	N/A		
LM97-G	20	WH	TXL	3613771C1	3613769C1	1023	8	N/A		
DR19-GB	20	WH	TXL	3613771C1	3613769C1	1023	9	N/A		
YJ11-G	20	WH	TXL	3613771C1	3613769C1	1023	10	N/A		
ZK98-G	18	WH	TXL	3613771C1	3613769C1	1023	10	N/A		
ZM98-G	18	WH	TXL	3613771C1	3613769C1	1023	10	N/A		
4Z11-G	20	WH	TXL	3613771C1	3613769C1	1023	11	N/A		
MD92-GD	18	WH	TXL	3613771C1	3613769C1	1023	13	N/A		
ZZ50A	22	YL	TXL	4116922C1	3613769C1	1023	14	N/A		
3L5BF(-)	18	GN	TXL	3534164C1	3601838C1	1024	A	N/A		
AS5BC(-)	18	GN	TXL	3534164C1	3601838C1	1024	A	N/A		
NR5BF(-)	18	GN	TXL	3534164C1	3601838C1	1024	A	N/A		
PS5BC(-)	18	GN	TXL	3534164C1	3601838C1	1024	A	N/A		
WR5BC(-)	18	GN	TXL	3534164C1	3601838C1	1024	A	N/A		
SE5V(-)	18	GN	TXL	3534164C1	3601838C1	1024	B	N/A	3683466C1	3573833C1
3L5BG(-)	18	GN	TXL	3534164C1	3601838C1	1024	C	N/A		
AS5BD(-)	18	GN	TXL	3534164C1	3601838C1	1024	C	N/A		
NR5BG(-)	18	GN	TXL	3534164C1	3601838C1	1024	C	N/A		
PS5BD(-)	18	GN	TXL	3534164C1	3601838C1	1024	C	N/A		
WR5BD(-)	18	GN	TXL	3534164C1	3601838C1	1024	C	N/A		
3L5BG(-)	18	GN	TXL	3534164C1	3601838C1	1024	D	N/A		
AS5BD(-)	18	GN	TXL	3534164C1	3601838C1	1024	D	N/A		
NR5BG(-)	18	GN	TXL	3534164C1	3601838C1	1024	D	N/A		
PS5BD(-)	18	GN	TXL	3534164C1	3601838C1	1024	D	N/A		
WR5BD(-)	18	GN	TXL	3534164C1	3601838C1	1024	D	N/A		
JT5(-)	20	GN	193	3535484C1	3601838C1	1024	E	N/A		
KD5U(-)	18	GN	TXL	3534164C1	3601838C1	1024	E	N/A		
KX5(-)	18	GN	TXL	3534164C1	3601838C1	1024	E	N/A		
KR5BF(-)	18	GN	TXL	3534164C1	3601838C1	1024	E	N/A		
KS5BF(-)	18	GN	TXL	3534164C1	3601838C1	1024	E	N/A		
3L5BA(-)	18	GN	TXL	3534164C1	3601838C1	1024	F	N/A		

Circuit Number	Gauge	Color	Insulation	Terminal / Splice Number	Connector Part Number	Connector Number	Cavity	Seal/Sleeve	Lock 1	Lock 2
ASSBE(-)	18	GN	TXL	3534164C1	3601838C1	1024	F	N/A		
NRSBA(-)	18	GN	TXL	3534164C1	3601838C1	1024	F	N/A		
PSSBE(-)	18	GN	TXL	3534164C1	3601838C1	1024	F	N/A		
WRSBE(-)	18	GN	TXL	3534164C1	3601838C1	1024	F	N/A		
3LSBA(+)	18	YL	TXL	3534164C1	3601838C1	1024	G	N/A		
ASSBE(+)	18	YL	TXL	3534164C1	3601838C1	1024	G	N/A		
NRSBA(+)	18	YL	TXL	3534164C1	3601838C1	1024	G	N/A		
PSSBE(+)	18	YL	TXL	3534164C1	3601838C1	1024	G	N/A		
WRSBE(+)	18	YL	TXL	3534164C1	3601838C1	1024	G	N/A		
JTS(+)	20	YL	193	3535484C1	3601838C1	1024	H	N/A		
KDSU(+)	18	YL	TXL	3534164C1	3601838C1	1024	H	N/A		
KKSI(+)	18	YL	TXL	3534164C1	3601838C1	1024	H	N/A		
KRSBF(+)	18	YL	TXL	3534164C1	3601838C1	1024	H	N/A		
KSSBF(+)	18	YL	TXL	3534164C1	3601838C1	1024	H	N/A		
3LSBG(+)	18	YL	TXL	3534164C1	3601838C1	1024	J	N/A		
ASSBD(+)	18	YL	TXL	3534164C1	3601838C1	1024	J	N/A	3756746C1	
NRSBG(+)	18	YL	TXL	3534164C1	3601838C1	1024	J	N/A		
PSSBD(+)	18	YL	TXL	3534164C1	3601838C1	1024	J	N/A		
WRSBD(+)	18	YL	TXL	3534164C1	3601838C1	1024	J	N/A		
3LSBG(+)	18	YL	TXL	3534164C1	3601838C1	1024	K	N/A		
ASSBD(+)	18	YL	TXL	3534164C1	3601838C1	1024	K	N/A		
NRSBG(+)	18	YL	TXL	3534164C1	3601838C1	1024	K	N/A		
PSSBD(+)	18	YL	TXL	3534164C1	3601838C1	1024	K	N/A		
WRSBD(+)	18	YL	TXL	3534164C1	3601838C1	1024	K	N/A		
SESV(+)	18	YL	TXL	3534164C1	3601838C1	1024	L	N/A		
3LSBF(+)	18	YL	TXL	3534164C1	3601838C1	1024	M	N/A		
ASSBC(+)	18	YL	TXL	3534164C1	3601838C1	1024	M	N/A		
NRSBF(+)	18	YL	TXL	3534164C1	3601838C1	1024	M	N/A		
PSSBC(+)	18	YL	TXL	3534164C1	3601838C1	1024	M	N/A		
WRSBC(+)	18	YL	TXL	3534164C1	3601838C1	1024	M	N/A		
3LSBK(-)	18	GN	TXL	3534164C1	3601838C1	1025	A	N/A		
ARSBC(-)	18	GN	TXL	3534164C1	3601838C1	1025	A	N/A	1675053C1	
BRSBC(-)	18	GN	TXL	3534164C1	3601838C1	1025	A	N/A		
NRSBL(-)	18	GN	TXL	3534164C1	3601838C1	1025	A	N/A		
WPSBC(-)	18	GN	TXL	3534164C1	3601838C1	1025	A	N/A		
WTSBC(-)	18	GN	TXL	3534164C1	3601838C1	1025	A	N/A		
EWSE(-)	18	GN	TXL	3534164C1	3601838C1	1025	B	N/A		
3LSBD(-)	18	GN	TXL	3534164C1	3601838C1	1025	C	N/A		
ARSBD(-)	18	GN	TXL	3534164C1	3601838C1	1025	C	N/A		
BRSBD(-)	18	GN	TXL	3534164C1	3601838C1	1025	C	N/A	3668940C1	
NRSBD(-)	18	GN	TXL	3534164C1	3601838C1	1025	C	N/A		
WPSBD(-)	18	GN	TXL	3534164C1	3601838C1	1025	C	N/A		
WTSBD(-)	18	GN	TXL	3534164C1	3601838C1	1025	C	N/A		
3LSBD(-)	18	GN	TXL	3534164C1	3601838C1	1025	D	N/A		
ARSBD(-)	18	GN	TXL	3534164C1	3601838C1	1025	D	N/A		
BRSBD(-)	18	GN	TXL	3534164C1	3601838C1	1025	D	N/A		
NRSBD(-)	18	GN	TXL	3534164C1	3601838C1	1025	D	N/A		
WPSBD(-)	18	GN	TXL	3534164C1	3601838C1	1025	D	N/A		
WTSBD(-)	18	GN	TXL	3534164C1	3601838C1	1025	D	N/A		
KBSJE(-)	18	GN	TXL	3534164C1	3601838C1	1025	E	N/A		
KGS(-)	18	GN	TXL	3534164C1	3601838C1	1025	E	N/A		
LPSBF(-)	18	GN	TXL	3534164C1	3601838C1	1025	E	N/A		
RYSBF(-)	18	GN	TXL	3534164C1	3601838C1	1025	E	N/A		
3LSBE(-)	18	GN	TXL	3534164C1	3601838C1	1025	F	N/A		
ARSBE(-)	18	GN	TXL	3534164C1	3601838C1	1025	F	N/A		
BRSBE(-)	18	GN	TXL	3534164C1	3601838C1	1025	F	N/A		
NRSBE(-)	18	GN	TXL	3534164C1	3601838C1	1025	F	N/A		
WPSBE(-)	18	GN	TXL	3534164C1	3601838C1	1025	F	N/A		
WTSBE(-)	18	GN	TXL	3534164C1	3601838C1	1025	F	N/A		
3LSBE(+)	18	YL	TXL	3534164C1	3601838C1	1025	G	N/A		
ARSBE(+)	18	YL	TXL	3534164C1	3601838C1	1025	G	N/A		
BRSBE(+)	18	YL	TXL	3534164C1	3601838C1	1025	G	N/A		
NRSBE(+)	18	YL	TXL	3534164C1	3601838C1	1025	G	N/A		
WPSBE(+)	18	YL	TXL	3534164C1	3601838C1	1025	G	N/A		
WTSBE(+)	18	YL	TXL	3534164C1	3601838C1	1025	G	N/A		
KBSU(+)	18	YL	TXL	3534164C1	3601838C1	1025	H	N/A		
KGS(+)	18	YL	TXL	3534164C1	3601838C1	1025	H	N/A		
LPSBF(+)	18	YL	TXL	3534164C1	3601838C1	1025	H	N/A		
RYSBF(+)	18	YL	TXL	3534164C1	3601838C1	1025	H	N/A		
3LSBD(+)	18	YL	TXL	3534164C1	3601838C1	1025	J	N/A	3540615C1	3540615C1
ARSBD(+)	18	YL	TXL	3534164C1	3601838C1	1025	J	N/A		
BRSBD(+)	18	YL	TXL	3534164C1	3601838C1	1025	J	N/A		
NRSBD(+)	18	YL	TXL	3534164C1	3601838C1	1025	J	N/A		
WPSBD(+)	18	YL	TXL	3534164C1	3601838C1	1025	J	N/A		
WTSBD(+)	18	YL	TXL	3534164C1	3601838C1	1025	J	N/A		
3LSBD(+)	18	YL	TXL	3534164C1	3601838C1	1025	K	N/A		
ARSBD(+)	18	YL	TXL	3534164C1	3601838C1	1025	K	N/A		
BRSBD(+)	18	YL	TXL	3534164C1	3601838C1	1025	K	N/A	1677914C1	
NRSBD(+)	18	YL	TXL	3534164C1	3601838C1	1025	K	N/A		
WPSBD(+)	18	YL	TXL	3534164C1	3601838C1	1025	K	N/A		
WTSBD(+)	18	YL	TXL	3534164C1	3601838C1	1025	K	N/A		
EWSE(+)	18	YL	TXL	3534164C1	3601838C1	1025	L	N/A		
3LSBK(+)	18	YL	TXL	3534164C1	3601838C1	1025	M	N/A		
ARSBC(+)	18	YL	TXL	3534164C1	3601838C1	1025	M	N/A		
BRSBC(+)	18	YL	TXL	3534164C1	3601838C1	1025	M	N/A		
NRSBL(+)	18	YL	TXL	3534164C1	3601838C1	1025	M	N/A		
WPSBC(+)	18	YL	TXL	3534164C1	3601838C1	1025	M	N/A		
WTSBC(+)	18	YL	TXL	3534164C1	3601838C1	1025	M	N/A		
4CSAE(-)	18	GN	TXL	3534164C1	3601838C1	1026	A	N/A		
4TSAE(-)	18	GN	TXL	3534164C1	3601838C1	1026	A	N/A		
JKSAJ(-)	18	GN	TXL	3534164C1	3601838C1	1026	A	N/A		
LNSAJ(-)	18	GN	TXL	3534164C1	3601838C1	1026	A	N/A		
2VSCA(-)	18	GN	TXL	3534164C1	3601838C1	1026	B	N/A		
RVSCA(-)	18	GN	TXL	3534164C1	3601838C1	1026	B	N/A		
YHSA(-)	18	GN	TXL	3534164C1	3601838C1	1026	B	N/A		
4CSAK(-)	18	GN	TXL	3534164C1	3601838C1	1026	C	N/A		
4TSAK(-)	18	GN	TXL	3534164C1	3601838C1	1026	C	N/A		
JKSAK(-)	18	GN	TXL	3534164C1	3601838C1	1026	C	N/A		
LNSAK(-)	18	GN	TXL	3534164C1	3601838C1	1026	C	N/A		
4CSAK(-)	18	GN	TXL	3534164C1	3601838C1	1026	D	N/A		
4TSAK(-)	18	GN	TXL	3534164C1	3601838C1	1026	D	N/A		
JKSAK(-)	18	GN	TXL	3534164C1	3601838C1	1026	D	N/A		
LNSAK(-)	18	GN	TXL	3534164C1	3601838C1	1026	D	N/A		
RNSL(-)	20	GN	193	3535484C1	3601838C1	1026	E	N/A		
ZRSA(-)	18	GN	TXL	3534164C1	3601838C1	1026	E	N/A		
4CSAL(-)	18	GN	TXL	3534164C1	3601838C1	1026	F	N/A		
4TSAL(-)	18	GN	TXL	3534164C1	3601838C1	1026	F	N/A		
JKSAL(-)	18	GN	TXL	3534164C1	3601838C1	1026	F	N/A		
LNSAL(-)	18	GN	TXL	3534164C1	3601838C1	1026	F	N/A		
4CSAL(+)	18	YL	TXL	3534164C1	3601838C1	1026	G	N/A		
4TSAL(+)	18	YL	TXL	3534164C1	3601838C1	1026	G	N/A		
JKSAL(+)	18	YL	TXL	3534164C1	3601838C1	1026	G	N/A		
LNSAL(+)	18	YL	TXL	3534164C1	3601838C1	1026	G	N/A		
RNSL(+)	20	YL	193	3535484C1	3601838C1	1026	H	N/A		
ZRSA(+)	18	YL	TXL	3534164C1	3601838C1	1026	H	N/A		

Circuit Number	Gauge	Color	Insulation	Terminal / Splice Number	Connector Part Number	Connector Number	Cavity	Seal/Sleeve	Lock 1	Lock 2
4C5AK(+)	18	YL	TXL	3534164C1	3601838C1	1026	J	N/A		
4T5AK(+)	18	YL	TXL	3534164C1	3601838C1	1026	J	N/A		
JK5AK(+)	18	YL	TXL	3534164C1	3601838C1	1026	J	N/A		
LN5AK(+)	18	YL	TXL	3534164C1	3601838C1	1026	J	N/A		
4C5AK(+)	18	YL	TXL	3534164C1	3601838C1	1026	K	N/A		
4T5AK(+)	18	YL	TXL	3534164C1	3601838C1	1026	K	N/A		
JK5AK(+)	18	YL	TXL	3534164C1	3601838C1	1026	K	N/A		
LN5AK(+)	18	YL	TXL	3534164C1	3601838C1	1026	K	N/A		
2V5CA(+)	18	YL	TXL	3534164C1	3601838C1	1026	L	N/A		
RV5CA(+)	18	YL	TXL	3534164C1	3601838C1	1026	L	N/A		
YH5A(+)	18	YL	TXL	3534164C1	3601838C1	1026	L	N/A		
4C5AE(+)	18	YL	TXL	3534164C1	3601838C1	1026	M	N/A		
4T5AE(+)	18	YL	TXL	3534164C1	3601838C1	1026	M	N/A		
JK5AJ(+)	18	YL	TXL	3534164C1	3601838C1	1026	M	N/A		
LN5AJ(+)	18	YL	TXL	3534164C1	3601838C1	1026	M	N/A		
RA11-GCC	14	WH	TXL	3613770C1	3613769C1	1027	1	N/A		
RB11-GCC	14	WH	TXL	3613770C1	3613769C1	1027	1	N/A		
CW5B-GBG	16	WH	TXL	3613770C1	3613769C1	1027	2	N/A		
CT11-GBE	16	WH	TXL	3613770C1	3613769C1	1027	3	N/A		
DL11-GBE	14	WH	TXL	3613770C1	3613769C1	1027	3	N/A		
JV11-GA	18	WH	TXL	3613771C1	3613769C1	1027	3	N/A		
KL11-GA	18	WH	TXL	3613771C1	3613769C1	1027	3	N/A		
RH11-GBE	14	WH	TXL	3613770C1	3613769C1	1027	3	N/A		
DL11-GBH	18	WH	TXL	3613771C1	3613769C1	1027	4	N/A		
JV11-GB	16	WH	TXL	3613770C1	3613769C1	1027	4	N/A		
DD78-GB	16	WH	TXL	3613770C1	3613769C1	1027	5	N/A		
DY54-GX	16	WH	TXL	3613770C1	3613769C1	1027	6	N/A		
PA54-GX	16	WH	TXL	3613770C1	3613769C1	1027	6	N/A		
EW11-GR	14	WH	TXL	3613770C1	3613769C1	1027	7	N/A		
1A54-GXE	16	WH	TXL	3613770C1	3613769C1	1027	8	N/A		
AA54-GXE	16	WH	TXL	3613770C1	3613769C1	1027	8	N/A		
EM13-GBP	20	WH	TXL	3613771C1	3613769C1	1027	9	N/A		
GN13-GBP	14	WH	TXL	3613770C1	3613769C1	1027	9	N/A		
DW11-GZ	16	WH	TXL	3613770C1	3613769C1	1027	10	N/A		
WD10WA	18	WH	GXL	3613771C1	3613769C1	1027	12	N/A		
CW11-GFU	20	WH	TXL	3613771C1	3613769C1	1027	14	N/A		
CX11-GFU	20	WH	TXL	3613771C1	3613769C1	1027	14	N/A		
1A58TA	16	BN	TXL	3613770C1	3613769C1	1028	1	N/A		
AA58TA	16	BN	TXL	3613770C1	3613769C1	1028	1	N/A		
2A58	16	BN	TXL	3613770C1	3613769C1	1028	3	N/A		
1A54	16	BN	TXL	3613770C1	3613769C1	1028	4	N/A		
AA54	16	BN	TXL	3613770C1	3613769C1	1028	4	N/A		
1A68A	18	BN	TXL	3613771C1	3613769C1	1028	5	N/A		
AA68A	18	BN	TXL	3613771C1	3613769C1	1028	5	N/A		
1A54A	16	BN	TXL	3613770C1	3613769C1	1028	7	N/A		
AA54A	16	BN	TXL	3613770C1	3613769C1	1028	7	N/A		
2D58DA	18	BN	TXL	3613771C1	3613769C1	1028	8	N/A		
3KS4D	18	BN	TXL	3613771C1	3613769C1	1028	9	N/A		
1AS8TB	18	BN	TXL	3613771C1	3613769C1	1028	11	N/A		
AAS8TB	18	BN	TXL	3613771C1	3613769C1	1028	11	N/A		
2D58DB	18	BN	TXL	3613771C1	3613769C1	1028	13	N/A		
CW58B	20	BN	TXL	3613771C1	3613769C1	1028	14	N/A		
CX58B	20	BN	TXL	3613771C1	3613769C1	1028	14	N/A		
3L58C(-)	18	GN	TXL	3534164C1	3601838C1	1029	A	N/A	3515765C1	3515765C1
BV5BP(-)	18	GN	TXL	3534164C1	3601838C1	1029	A	N/A		
FH5BP(-)	18	GN	TXL	3534164C1	3601838C1	1029	A	N/A		
NR5BC(-)	18	GN	TXL	3534164C1	3601838C1	1029	A	N/A		
WS5BP(-)	18	GN	TXL	3534164C1	3601838C1	1029	A	N/A		
2G5(-)	18	GN	TXL	3534164C1	3601838C1	1029	B	N/A		
3L5BH(-)	18	GN	TXL	3534164C1	3601838C1	1029	C	N/A		
BV5BR(-)	18	GN	TXL	3534164C1	3601838C1	1029	C	N/A		
FH5BR(-)	18	GN	TXL	3534164C1	3601838C1	1029	C	N/A		
NR5BH(-)	18	GN	TXL	3534164C1	3601838C1	1029	C	N/A		
WS5BR(-)	18	GN	TXL	3534164C1	3601838C1	1029	C	N/A		
3L5BH(-)	18	GN	TXL	3534164C1	3601838C1	1029	D	N/A		
BV5BR(-)	18	GN	TXL	3534164C1	3601838C1	1029	D	N/A		
FH5BR(-)	18	GN	TXL	3534164C1	3601838C1	1029	D	N/A		
NR5BH(-)	18	GN	TXL	3534164C1	3601838C1	1029	D	N/A		
WS5BR(-)	18	GN	TXL	3534164C1	3601838C1	1029	D	N/A		
4Z5A(-)	18	GN	TXL	3534164C1	3601838C1	1029	E	N/A		
JE5(-)	20	GN	193	3535484C1	3601838C1	1029	E	N/A		
3L58K(-)	18	GN	TXL	3534164C1	3601838C1	1029	F	N/A		
BV5BA(-)	18	GN	TXL	3534164C1	3601838C1	1029	F	N/A		
FH5BM(-)	18	GN	TXL	3534164C1	3601838C1	1029	F	N/A		
NR5BK(-)	18	GN	TXL	3534164C1	3601838C1	1029	F	N/A		
WS5BM(-)	18	GN	TXL	3534164C1	3601838C1	1029	F	N/A		
3L5BK(+)	18	YL	TXL	3534164C1	3601838C1	1029	G	N/A		
BV5BA(+)	18	YL	TXL	3534164C1	3601838C1	1029	G	N/A		
FH5BM(+)	18	YL	TXL	3534164C1	3601838C1	1029	G	N/A		
NR5BK(+)	18	YL	TXL	3534164C1	3601838C1	1029	G	N/A		
WS5BM(+)	18	YL	TXL	3534164C1	3601838C1	1029	G	N/A		
4Z5A(+)	18	YL	TXL	3534164C1	3601838C1	1029	H	N/A		
JE5(+)	20	YL	193	3535484C1	3601838C1	1029	H	N/A		
3L5BH(+)	18	YL	TXL	3534164C1	3601838C1	1029	J	N/A		
BV5BR(+)	18	YL	TXL	3534164C1	3601838C1	1029	J	N/A		
FH5BR(+)	18	YL	TXL	3534164C1	3601838C1	1029	J	N/A		
NR5BH(+)	18	YL	TXL	3534164C1	3601838C1	1029	J	N/A		
WS5BR(+)	18	YL	TXL	3534164C1	3601838C1	1029	J	N/A		
3L5BH(+)	18	YL	TXL	3534164C1	3601838C1	1029	K	N/A		
BV5BR(+)	18	YL	TXL	3534164C1	3601838C1	1029	K	N/A		
FH5BR(+)	18	YL	TXL	3534164C1	3601838C1	1029	K	N/A		
NR5BH(+)	18	YL	TXL	3534164C1	3601838C1	1029	K	N/A		
WS5BR(+)	18	YL	TXL	3534164C1	3601838C1	1029	K	N/A		
2G5(+)	18	YL	TXL	3534164C1	3601838C1	1029	L	N/A		
3L5BC(+)	18	YL	TXL	3534164C1	3601838C1	1029	M	N/A	1667530C1	1667530C1
BV5BP(+)	18	YL	TXL	3534164C1	3601838C1	1029	M	N/A		
FH5BP(+)	18	YL	TXL	3534164C1	3601838C1	1029	M	N/A		
NR5BC(+)	18	YL	TXL	3534164C1	3601838C1	1029	M	N/A		
WS5BP(+)	18	YL	TXL	3534164C1	3601838C1	1029	M	N/A		
Z756AAA	18A	OR	TXL	3534164C1	3700745C1	1030	A	N/A		
2C56D	18	OR	TXL	3534164C1	3700745C1	1030	B	N/A		
1A56C	16	OR	TXL	3534164C1	3700745C1	1030	D	N/A		
AA56C	16	OR	TXL	3534164C1	3700745C1	1030	D	N/A		
1A56F	16	OR	TXL	3534164C1	3700745C1	1030	E	N/A		
AA56F	16	OR	TXL	3534164C1	3700745C1	1030	E	N/A		
1A56G	16	OR	TXL	3534164C1	3700745C1	1030	F	N/A		
AA56G	16	OR	TXL	3534164C1	3700745C1	1030	F	N/A		
1A57A	16	OR	TXL	3534164C1	3700745C1	1030	G	N/A		
AA57A	16	OR	TXL	3534164C1	3700745C1	1030	G	N/A		
1A57	16	OR	TXL	3534164C1	3700745C1	1030	H	N/A		
AA57	16	OR	TXL	3534164C1	3700745C1	1030	H	N/A		
1A57F	16	OR	TXL	3534164C1	3700745C1	1030	J	N/A		
AA57F	16	OR	TXL	3534164C1	3700745C1	1030	J	N/A		
PA57BA	16	OR	TXL	3534164C1	3700745C1	1030	K	N/A		
2C57B	18	OR	TXL	3534164C1	3700745C1	1030	L	N/A		

Circuit Number	Gauge	Color	Insulation	Terminal / Splice Number	Connector Part Number	Connector Number	Cavity	Seal/Sleeve	Lock 1	Lock 2
ZD57AAA	20	OR	TXL	3535484C1	3700745C1	1030	M	N/A		
ZF57AAA	20	OR	TXL	3535484C1	3700745C1	1030	M	N/A		
3T71BA	16	OR	TXL	3534164C1	3601838C1	1040	A	N/A	1655705C1	
BJ71BA	16	OR	TXL	3534164C1	3601838C1	1040	A	N/A		
BK71B	16	OR	TXL	3534164C1	3601838C1	1040	A	N/A		
BP71B	16	OR	TXL	3534164C1	3601838C1	1040	A	N/A		
EY71BD	16	OR	TXL	3534164C1	3601838C1	1040	A	N/A		
GM71BA	16	OR	TXL	3534164C1	3601838C1	1040	A	N/A		
3T71BC	16	OR	TXL	3534164C1	3601838C1	1040	B	N/A	3606525C1	
BJ71BC	16	OR	TXL	3534164C1	3601838C1	1040	B	N/A		
BK71BA	16	OR	TXL	3534164C1	3601838C1	1040	B	N/A		
BP71BA	16	OR	TXL	3534164C1	3601838C1	1040	B	N/A		
EY71BE	16	OR	TXL	3534164C1	3601838C1	1040	B	N/A		
GM71BE	16	OR	TXL	3534164C1	3601838C1	1040	B	N/A		
BG71BB	16	LTBL	TXL	3534164C1	3601838C1	1040	C	N/A		
BL71BB	16	LTBL	TXL	3534164C1	3601838C1	1040	C	N/A		
1A56A	16	OR	TXL	3534164C1	3601838C1	1040	D	N/A		
AA56A	16	OR	TXL	3534164C1	3601838C1	1040	D	N/A		
1A56AB	16	OR	TXL	3534164C1	3601838C1	1040	E	N/A		
AA56AB	16	OR	TXL	3534164C1	3601838C1	1040	E	N/A		
BG56BC	16	YL	TXL	3534164C1	3601838C1	1040	F	N/A		
BL56BC	16	YL	TXL	3534164C1	3601838C1	1040	F	N/A		
1AS7C	16	OR	TXL	3534164C1	3601838C1	1040	G	N/A		
AAS7C	16	OR	TXL	3534164C1	3601838C1	1040	G	N/A	1675053C1	
1AS7CA	16	OR	TXL	3534164C1	3601838C1	1040	H	N/A		
AAS7CA	16	OR	TXL	3534164C1	3601838C1	1040	H	N/A	2033927C1	
BG57BC	16	LTGN	TXL	3534164C1	3601838C1	1040	J	N/A		
BL57BC	16	LTGN	TXL	3534164C1	3601838C1	1040	J	N/A		
AM186AT	18	LTGN	TXL	1661262C1	1661260C1	1050	A	N/A		
LR86AT	18	LTGN	TXL	1661262C1	1661260C1	1050	A	N/A		
MX86AT	18	LTGN	TXL	1661262C1	1661260C1	1050	A	N/A		
AM186YL	18	LTGN	TXL	1661262C1	1661260C1	1050	B	N/A		
LR86AU	18	LTGN	TXL	1661262C1	1661260C1	1050	B	N/A		
MX86AU	18	LTGN	TXL	1661262C1	1661260C1	1050	B	N/A		
AM186AR	18	LTGN	TXL	1661262C1	1661260C1	1051	A	N/A		
LR86AR	18	LTGN	TXL	1661262C1	1661260C1	1051	A	N/A		
MX86AR	18	LTGN	TXL	1661262C1	1661260C1	1051	A	N/A		
AM186AS	18	LTGN	TXL	1661262C1	1661260C1	1051	B	N/A		
LR86AS	18	LTGN	TXL	1661262C1	1661260C1	1051	B	N/A		
MX86AS	18	LTGN	TXL	1661262C1	1661260C1	1051	B	N/A		
ZX50B	18	YL	TXL	1661261C1	1661259C1	1052	A	N/A		
ZX50A	18	YL	TXL	1661261C1	1661259C1	1052	B	N/A		
2E75D	22	LTGN	TXL	4116777C1	4116776C1	1053	1	N/A		
ZZ50B	22	RD	TXL	4116777C1	4116776C1	1053	2	N/A		
ZZ145UN	22	RD	TXL	4116777C1	4116776C1	1053	3	N/A		
ZZ50A	22	YL	TXL	4116777C1	4116776C1	1053	4	N/A		
2E75D-G	22	LTGN	TXL	4116777C1	4116776C1	1053	5	N/A		
1A15	18	RD	TXL	1661208C1	3546518C1	1100	A	N/A		
AA15	18	RD	TXL	1661208C1	3546518C1	1100	A	N/A		
ND17HA	16	PK	TXL	1661209C1	3546518C1	1100	B	N/A		
NE17H	18	PK	TXL	1661208C1	3546518C1	1100	B	N/A		
1A149	18	GY	TXL	1661208C1	3546518C1	1100	C	N/A		
AA149	18	GY	TXL	1661208C1	3546518C1	1100	C	N/A		
1A149A	18	GY	TXL	1661208C1	3546518C1	1100	D	N/A		
AA149A	18	GY	TXL	1661208C1	3546518C1	1100	D	N/A		
FU79B	18	GY	GXL	1661262C1	1661260C1	1112	A	N/A		
JZ79A	18	GY	TXL	1661262C1	1661260C1	1112	A	N/A		
FU98C	18	GY	GXL	1661262C1	1661260C1	1112	B	N/A		
JZ98B	18	GY	TXL	1661262C1	1661260C1	1112	B	N/A		
FU79C	18	GY	GXL	1661262C1	1661260C1	1113	A	N/A		
FU98D	18	GY	GXL	1661262C1	1661260C1	1113	B	N/A		
1A60-G	18	WH	TXL	1661261C1	3767197C1	1202	A	N/A	1661263C1	1661263C1
AA60-G	18	WH	TXL	1661261C1	3767197C1	1202	A	N/A		
1A60C	18	OR	TXL	1661261C1	3767197C1	1202	B	N/A	2007316C1	
AA60C	18	OR	TXL	1661261C1	3767197C1	1202	B	N/A		
1A60A	18	OR	TXL	1661261C1	3767197C1	1202	C	N/A		
AA60A	18	OR	TXL	1661261C1	3767197C1	1202	C	N/A		
1A60B	18	OR	TXL	1661261C1	3767197C1	1202	D	N/A	2006503C1	3540454C1
AA60B	18	OR	TXL	1661261C1	3767197C1	1202	D	N/A		
GZ5AH(+)	18	YL	TXL	3597102C1	3597143C1	1300	1	N/A		
JK5AH(+)	18	YL	TXL	3597102C1	3597143C1	1300	1	N/A		
KP5AH(+)	18	YL	TXL	3597102C1	3597143C1	1300	1	N/A		
KU5AH(+)	18	YL	TXL	3597102C1	3597143C1	1300	1	N/A		
LN5AH(+)	18	YL	TXL	3597102C1	3597143C1	1300	1	N/A		
GZ5AH(-)	18	GN	TXL	3597102C1	3597143C1	1300	2	N/A		
JK5AH(-)	18	GN	TXL	3597102C1	3597143C1	1300	2	N/A		
KP5AH(-)	18	GN	TXL	3597102C1	3597143C1	1300	2	N/A		
KU5AH(-)	18	GN	TXL	3597102C1	3597143C1	1300	2	N/A		
LN5AH(-)	18	GN	TXL	3597102C1	3597143C1	1300	2	N/A		
3K54D	18	BN	TXL	3597102C1	3597143C1	1300	3	N/A		
MR86AE	18	LTGN	TXL	3597102C1	3597143C1	1300	4	N/A		
MZ86AE	18	LTGN	TXL	3597102C1	3597143C1	1300	4	N/A		
NL86AE	18	LTGN	TXL	3597102C1	3597143C1	1300	4	N/A		
NP86AL	18	LTGN	TXL	3597102C1	3597143C1	1300	4	N/A		
MY66AA	18	LTGN	TXL	3597102C1	3597143C1	1300	5	N/A		
3K62DC	18	DKBL	TXL	3597102C1	3597143C1	1300	6	N/A		
MR86P	18	LTGN	TXL	3597102C1	3597143C1	1300	7	N/A		
MZ86AF	18	LTGN	TXL	3597102C1	3597143C1	1300	7	N/A		
NL86AF	18	LTGN	TXL	3597102C1	3597143C1	1300	7	N/A		
NP86P	18	LTGN	TXL	3597102C1	3597143C1	1300	7	N/A		
MR86-G	18	WH	TXL	3597102C1	3597143C1	1300	8	N/A		
MZ86-G	18	WH	TXL	3597102C1	3597143C1	1300	8	N/A		
NL86-G	18	WH	TXL	3597102C1	3597143C1	1300	8	N/A		
NP86-G	18	WH	TXL	3597102C1	3597143C1	1300	8	N/A		
MU86DA	18	LTGN	TXL	3597102C1	3597143C1	1300	9	N/A		
MW86DB	18	LTGN	TXL	3597102C1	3597143C1	1300	9	N/A		
MU86EA	18	LTGN	TXL	3597102C1	3597143C1	1300	10	N/A		
MW86EB	18	LTGN	TXL	3597102C1	3597143C1	1300	10	N/A		
CT86K	18	LTGN	TXL	3597102C1	3597143C1	1300	11	N/A		
MB86K	18	LTGN	TXL	3597102C1	3597143C1	1300	11	N/A		
MV86K	18	LTGN	TXL	3597102C1	3597143C1	1300	11	N/A		
MX86K	18	LTGN	TXL	3597102C1	3597143C1	1300	11	N/A		
CT86L	18	LTGN	TXL	3597102C1	3597143C1	1300	12	N/A		
MB86L	18	LTGN	TXL	3597102C1	3597143C1	1300	12	N/A		
MV86L	18	LTGN	TXL	3597102C1	3597143C1	1300	12	N/A		
MX86L	18	LTGN	TXL	3597102C1	3597143C1	1300	12	N/A		
CT86H	18	LTGN	TXL	3597102C1	3597143C1	1300	13	N/A		
MB86H	18	LTGN	TXL	3597102C1	3597143C1	1300	13	N/A		
MV86H	18	LTGN	TXL	3597102C1	3597143C1	1300	13	N/A		
MX86H	18	LTGN	TXL	3597102C1	3597143C1	1300	13	N/A		
CT86J	18	LTGN	TXL	3597102C1	3597143C1	1300	14	N/A		
MB86J	18	LTGN	TXL	3597102C1	3597143C1	1300	14	N/A		
MV86J	18	LTGN	TXL	3597102C1	3597143C1	1300	14	N/A		
MX86J	18	LTGN	TXL	3597102C1	3597143C1	1300	14	N/A		
MU86BA	18	LTGN	TXL	3597102C1	3597143C1	1300	15	N/A		

Circuit Number	Gauge	Color	Insulation	Terminal / Splice Number	Connector Part Number	Connector Number	Cavity	Seal/Sleeve	Lock 1	Lock 2
MW86BB	18	LTGN	TXL	3597102C1	3597143C1	1300	15	N/A		
MU86CA	18	LTGN	TXL	3597102C1	3597143C1	1300	16	N/A		
MW86CB	18	LTGN	TXL	3597102C1	3597143C1	1300	16	N/A		
MY86AC	18	LTGN	TXL	3600062C1	3600061C1	1301	2	N/A		
RF86AA	20	LTGN	TXL	3600062C1	3600061C1	1301	7	N/A		
RF86AC	20	LTGN	TXL	3600062C1	3600061C1	1301	9	N/A		
RF86AB	20	LTGN	TXL	3600062C1	3600061C1	1301	10	N/A		
RF86AD	20	LTGN	TXL	3600062C1	3600061C1	1301	11	N/A		
YW86A(+)	20	LTGN	TXL	3600062C1	3600061C1	1301	15	N/A		
YW86A(-)	20	LTGN	TXL	3600062C1	3600061C1	1301	16	N/A		
JH76	18	LTGN	GXL	879630R1	969541R1	1305	A	N/A		
JH76-G	18	WH	GXL	879630R1	969541R1	1305	B	N/A		
GM6B	20	VT	GXL	2033819C1	1687789C1	1378	A	1652325C1		
GN6B	20	VT	GXL	2033819C1	1687789C1	1378	A	1652325C1		
KD34	16	TN	TXL	2033819C1	1687789C1	1378	B	1652325C1		
KD34E	20	TN	TXL	2033819C1	1687789C1	1378	C	3517771C1		
GM34B	16	TN	TXL	2033819C1	1687789C1	1378	D	1652325C1		
GN34B	16	TN	TXL	2033819C1	1687789C1	1378	D	1652325C1		
KD34A	16	TN	TXL	2033819C1	1687789C1	1378	E	1652325C1		
XY94-GA	12	WH	TXL	3597157C1	3596926C1	1400	1	N/A		
3F94AA	18	GY	TXL	3598072C1	3596926C1	1400	2	N/A		
XY94V	18	GY	TXL	3598072C1	3596926C1	1400	3	N/A		
XX94BN	18	GY	TXL	3598072C1	3596926C1	1400	4	N/A		
XX94BM	18	GY	TXL	3598072C1	3596926C1	1400	5	N/A		
2HSN(-)	18	GN	TXL	3598072C1	3596926C1	1400	7	N/A		
2WSN(-)	18	GN	TXL	3598072C1	3596926C1	1400	7	N/A		
2ZSN(-)	18	GN	TXL	3598072C1	3596926C1	1400	7	N/A		
3CSN(-)	18	GN	TXL	3598072C1	3596926C1	1400	7	N/A		
3DSN(-)	18	GN	TXL	3598072C1	3596926C1	1400	7	N/A		
3ESN(-)	18	GN	TXL	3598072C1	3596926C1	1400	7	N/A		
3JSN(-)	18	GN	TXL	3598072C1	3596926C1	1400	7	N/A		
3RSN(-)	18	GN	TXL	3598072C1	3596926C1	1400	7	N/A	1661874C1	
3USN(-)	18	GN	TXL	3598072C1	3596926C1	1400	7	N/A		
3WSN(-)	18	GN	TXL	3598072C1	3596926C1	1400	7	N/A		
6ESR(-)	18	GN	TXL	3598072C1	3596926C1	1400	7	N/A		
9KSN(-)	18	GN	TXL	3598072C1	3596926C1	1400	7	N/A		
9LSN(-)	18	GN	TXL	3598072C1	3596926C1	1400	7	N/A		
JCSN(-)	18	GN	TXL	3598072C1	3596926C1	1400	7	N/A		
JDSN(-)	18	GN	TXL	3598072C1	3596926C1	1400	7	N/A		
JFSN(-)	18	GN	TXL	3598072C1	3596926C1	1400	7	N/A		
JGSN(-)	18	GN	TXL	3598072C1	3596926C1	1400	7	N/A		
LCSN(-)	18	GN	TXL	3598072C1	3596926C1	1400	7	N/A		
LDSN(-)	18	GN	TXL	3598072C1	3596926C1	1400	7	N/A		
LESN(-)	18	GN	TXL	3598072C1	3596926C1	1400	7	N/A		
LUSN(-)	18	GN	TXL	3598072C1	3596926C1	1400	7	N/A		
LVSN(-)	18	GN	TXL	3598072C1	3596926C1	1400	7	N/A		
PYSN(-)	18	GN	TXL	3598072C1	3596926C1	1400	7	N/A		
RJSN(-)	18	GN	TXL	3598072C1	3596926C1	1400	7	N/A		
RSSN(-)	18	GN	TXL	3598072C1	3596926C1	1400	7	N/A		
RUSN(-)	18	GN	TXL	3598072C1	3596926C1	1400	7	N/A		
SBSN(-)	18	GN	TXL	3598072C1	3596926C1	1400	7	N/A		
SCSN(-)	18	GN	TXL	3598072C1	3596926C1	1400	7	N/A		
SDSN(-)	18	GN	TXL	3598072C1	3596926C1	1400	7	N/A		
SESN(-)	18	GN	TXL	3598072C1	3596926C1	1400	7	N/A		
SNSN(-)	18	GN	TXL	3598072C1	3596926C1	1400	7	N/A		
VCSN(-)	18	GN	TXL	3598072C1	3596926C1	1400	7	N/A		
VDSN(-)	18	GN	TXL	3598072C1	3596926C1	1400	7	N/A		
VESN(-)	18	GN	TXL	3598072C1	3596926C1	1400	7	N/A		
VFSN(-)	18	GN	TXL	3598072C1	3596926C1	1400	7	N/A		
VGSN(-)	18	GN	TXL	3598072C1	3596926C1	1400	7	N/A		
VHSN(-)	18	GN	TXL	3598072C1	3596926C1	1400	7	N/A		
YXSN(-)	18	GN	TXL	3598072C1	3596926C1	1400	7	N/A		
YZSN(-)	18	GN	TXL	3598072C1	3596926C1	1400	7	N/A		
2HSN(+)	18	YL	TXL	3598072C1	3596926C1	1400	8	N/A		
2WSN(+)	18	YL	TXL	3598072C1	3596926C1	1400	8	N/A		
2ZSN(+)	18	YL	TXL	3598072C1	3596926C1	1400	8	N/A		
3CSN(+)	18	YL	TXL	3598072C1	3596926C1	1400	8	N/A		
3DSN(+)	18	YL	TXL	3598072C1	3596926C1	1400	8	N/A		
3ESN(+)	18	YL	TXL	3598072C1	3596926C1	1400	8	N/A		
3JSN(+)	18	YL	TXL	3598072C1	3596926C1	1400	8	N/A		
3RSN(+)	18	YL	TXL	3598072C1	3596926C1	1400	8	N/A		
3USN(+)	18	YL	TXL	3598072C1	3596926C1	1400	8	N/A		
3WSN(+)	18	YL	TXL	3598072C1	3596926C1	1400	8	N/A		
6ESR(+)	18	YL	TXL	3598072C1	3596926C1	1400	8	N/A		
9KSN(+)	18	YL	TXL	3598072C1	3596926C1	1400	8	N/A		
9LSN(+)	18	YL	TXL	3598072C1	3596926C1	1400	8	N/A		
JCSN(+)	18	YL	TXL	3598072C1	3596926C1	1400	8	N/A		
JDSN(+)	18	YL	TXL	3598072C1	3596926C1	1400	8	N/A		
JFSN(+)	18	YL	TXL	3598072C1	3596926C1	1400	8	N/A		
JGSN(+)	18	YL	TXL	3598072C1	3596926C1	1400	8	N/A		
LCSN(+)	18	YL	TXL	3598072C1	3596926C1	1400	8	N/A		
LDSN(+)	18	YL	TXL	3598072C1	3596926C1	1400	8	N/A		
LESN(+)	18	YL	TXL	3598072C1	3596926C1	1400	8	N/A		
LUSN(+)	18	YL	TXL	3598072C1	3596926C1	1400	8	N/A		
LVSN(+)	18	YL	TXL	3598072C1	3596926C1	1400	8	N/A		
PYSN(+)	18	YL	TXL	3598072C1	3596926C1	1400	8	N/A		
RJSN(+)	18	YL	TXL	3598072C1	3596926C1	1400	8	N/A		
RSSN(+)	18	YL	TXL	3598072C1	3596926C1	1400	8	N/A		
RUSN(+)	18	YL	TXL	3598072C1	3596926C1	1400	8	N/A		
SBSN(+)	18	YL	TXL	3598072C1	3596926C1	1400	8	N/A		
SCSN(+)	18	YL	TXL	3598072C1	3596926C1	1400	8	N/A		
SDSN(+)	18	YL	TXL	3598072C1	3596926C1	1400	8	N/A		
SESN(+)	18	YL	TXL	3598072C1	3596926C1	1400	8	N/A		
SNSN(+)	18	YL	TXL	3598072C1	3596926C1	1400	8	N/A		
VCSN(+)	18	YL	TXL	3598072C1	3596926C1	1400	8	N/A		
VDSN(+)	18	YL	TXL	3598072C1	3596926C1	1400	8	N/A		
VESN(+)	18	YL	TXL	3598072C1	3596926C1	1400	8	N/A		
VFSN(+)	18	YL	TXL	3598072C1	3596926C1	1400	8	N/A		
VGSN(+)	18	YL	TXL	3598072C1	3596926C1	1400	8	N/A		
VHSN(+)	18	YL	TXL	3598072C1	3596926C1	1400	8	N/A		
YXSN(+)	18	YL	TXL	3598072C1	3596926C1	1400	8	N/A		
YZSN(+)	18	YL	TXL	3598072C1	3596926C1	1400	8	N/A		
XY94BH	16	GY	TXL	3598073C1	3596926C1	1400	10	N/A		
XY94BF	16	GY	TXL	3598073C1	3596926C1	1400	11	N/A		
YJ5A(+)	18	YL	TXL	3598072C1	3596926C1	1400	13	N/A		
YJ5A(-)	18	GN	TXL	3598072C1	3596926C1	1400	14	N/A		
XY94AY	12	GY	TXL	3597157C1	3596926C1	1400	16	N/A		
XY94B	18	GY	TXL	3598072C1	3596929C1	1401	1	N/A		
XY94	18	GY	TXL	3598072C1	3596929C1	1401	2	N/A		
XY94A	18	GY	TXL	3598072C1	3596929C1	1401	3	N/A		
XY94K	18	GY	TXL	3598072C1	3596929C1	1401	4	N/A		
XY94C	16	GY	TXL	3598073C1	3596929C1	1401	5	N/A		
XY94J	18	GY	TXL	3598072C1	3596929C1	1401	6	N/A		
XY94H	18	GY	TXL	3598072C1	3596929C1	1401	7	N/A		
XY94D	16	GY	TXL	3598073C1	3596929C1	1401	8	N/A		

Circuit Number	Gauge	Color	Insulation	Terminal / Splice Number	Connector Part Number	Connector Number	Cavity	Seal/Sleeve	Lock 1	Lock 2
XY94BK	18	GY	TXL	3598072C1	3596929C1	1401	9	N/A		
XY94BL	18	GY	TXL	3598072C1	3596929C1	1401	10	N/A		
XY94E	16	GY	TXL	3598073C1	3596929C1	1401	11	N/A		
XY94BB	18	GY	TXL	3598072C1	3596929C1	1401	12	N/A		
XY94BJ	18	GY	TXL	3598072C1	3596929C1	1401	13	N/A		
XY94F	16	GY	TXL	3598073C1	3596929C1	1401	14	N/A		
XY94BE	16	GY	TXL	3598073C1	3596929C1	1401	15	N/A		
XY94BC	18	GY	TXL	3598072C1	3596929C1	1401	16	N/A		
XY94BA	18	GY	TXL	3598072C1	3596929C1	1401	17	N/A		
XY94BD	16	GY	TXL	3598073C1	3596929C1	1401	18	N/A		
ZA94HA	18	GY	TXL	3598072C1	3596928C1	1402	2	N/A		
ZB94HA	18	GY	TXL	3598072C1	3596928C1	1402	2	N/A		
ZA94SK	18	GY	TXL	3598072C1	3596928C1	1402	3	N/A		
ZB94SK	18	GY	TXL	3598072C1	3596928C1	1402	3	N/A		
ZC94SK	18	GY	TXL	3598072C1	3596928C1	1402	3	N/A		
PJ94BP	16	GY	TXL	3598073C1	3596928C1	1402	4	N/A		
XZ94SJ	18	GY	TXL	3598072C1	3596928C1	1402	5	N/A		
PJ94BNN	16	GY	TXL	3598073C1	3596928C1	1402	6	N/A		
PJ94BMM	16	GY	TXL	3598073C1	3596928C1	1402	7	N/A		
PJ94BT	16	GY	GXL	3598073C1	3596928C1	1402	9	N/A		
PJ94BU	16	GY	GXL	3598073C1	3596928C1	1402	10	N/A		
PJ94BR	16	GY	TXL	3598073C1	3596928C1	1402	11	N/A		
PJ94BW	16	GY	TXL	3598073C1	3596928C1	1402	12	N/A		
PJ94BS	16	GY	GXL	3598073C1	3596928C1	1402	13	N/A		
PJ94BQ	16	GY	TXL	3598073C1	3596928C1	1402	14	N/A		
PJ94BV	16	GY	TXL	3598073C1	3596928C1	1402	15	N/A		
XZ94SZD	16	GY	TXL	3598073C1	3596927C1	1403	1	N/A		
XZ94SE	18	GY	TXL	3598072C1	3596927C1	1403	2	N/A		
XZ94SH	16	GY	TXL	3598073C1	3596927C1	1403	3	N/A		
XZ94SVD	16	GY	TXL	3598073C1	3596927C1	1403	4	N/A		
XZ94SF	16	GY	TXL	3598073C1	3596927C1	1403	5	N/A		
XZ94SL	18	GY	TXL	3598072C1	3596927C1	1403	6	N/A		
XZ94SDA	18	LTGN	TXL	3598072C1	3596927C1	1403	7	N/A		
XZ94SBA	18	GY	TXL	3598072C1	3596927C1	1403	8	N/A		
XZ94SM	18	GY	TXL	3598072C1	3596927C1	1403	9	N/A		
XZ94SCA	18	GY	TXL	3598072C1	3596927C1	1403	10	N/A		
XZ94SAA	18	GY	TXL	3598072C1	3596927C1	1403	11	N/A		
XZ94SN	18	GY	TXL	3598072C1	3596927C1	1403	12	N/A		
XD94SN	18	GY	TXL	3534164C1	3601838C1	1410	A	N/A		
XZ94SAA	18	GY	TXL	3534164C1	3601838C1	1410	A	N/A		
XD94SNA	18	GY	TXL	3534164C1	3601838C1	1410	B	N/A		
XZ94SAB	18	GY	TXL	3534164C1	3601838C1	1410	B	N/A		
XD94SNB	18	GY	TXL	3534164C1	3601838C1	1410	C	N/A		
XZ94SA	18	GY	TXL	3534164C1	3601838C1	1410	C	N/A		
XD94SP	18	GY	TXL	3534164C1	3601838C1	1410	D	N/A		
XZ94SCA	18	GY	TXL	3534164C1	3601838C1	1410	D	N/A		
XD94SPA	18	GY	TXL	3534164C1	3601838C1	1410	E	N/A		
XZ94SCB	18	GY	TXL	3534164C1	3601838C1	1410	E	N/A		
XD94SPB	18	GY	TXL	3534164C1	3601838C1	1410	F	N/A		
XZ94SC	18	GY	TXL	3534164C1	3601838C1	1410	F	N/A		
XD94SR	18	GY	TXL	3534164C1	3601838C1	1410	G	N/A		
XZ94SBA	18	GY	TXL	3534164C1	3601838C1	1410	G	N/A		
XD94SRA	18	GY	TXL	3534164C1	3601838C1	1410	H	N/A		
XZ94SBB	18	GY	TXL	3534164C1	3601838C1	1410	H	N/A		
XD94SRB	18	GY	TXL	3534164C1	3601838C1	1410	J	N/A		
XZ94SB	18	GY	TXL	3534164C1	3601838C1	1410	J	N/A		
XD94SS	18	GY	TXL	3534164C1	3601838C1	1410	K	N/A		
XZ94SDA	18	LTGN	TXL	3534164C1	3601838C1	1410	K	N/A		
XD94SSA	18	GY	TXL	3534164C1	3601838C1	1410	L	N/A		
XZ94SDB	18	GY	TXL	3534164C1	3601838C1	1410	L	N/A		
XD94SSB	18	GY	TXL	3534164C1	3601838C1	1410	M	N/A		
XZ94SD	18	GY	TXL	3534164C1	3601838C1	1410	M	N/A		
2J5N(-)	18	GN	TXL	3548971C1	3557922C1	1420	1	N/A		
2L5N(-)	18	GN	TXL	3548971C1	3557922C1	1420	1	N/A		
2M5N(-)	18	GN	TXL	3548971C1	3557922C1	1420	1	N/A		
2Y5N(-)	18	GN	TXL	3548971C1	3557922C1	1420	1	N/A		
3M5N(-)	18	GN	TXL	3548971C1	3557922C1	1420	1	N/A		
3Z5N(-)	18	GN	TXL	3548971C1	3557922C1	1420	1	N/A		
4E5N(-)	18	GN	TXL	3548971C1	3557922C1	1420	1	N/A	3598916C1	3598917C1
4J5N(-)	18	GN	TXL	3548971C1	3557922C1	1420	1	N/A		
4L5N(-)	18	GN	TXL	3548971C1	3557922C1	1420	1	N/A		
4N5N(-)	18	GN	TXL	3548971C1	3557922C1	1420	1	N/A		
9P5N(-)	18	GN	TXL	3548971C1	3557922C1	1420	1	N/A		
9T5N(-)	18	GN	TXL	3548971C1	3557922C1	1420	1	N/A		
9V5N(-)	18	GN	TXL	3548971C1	3557922C1	1420	1	N/A		
9W5N(-)	18	GN	TXL	3548971C1	3557922C1	1420	1	N/A		
LF5N(-)	18	GN	TXL	3548971C1	3557922C1	1420	1	N/A		
LS5N(-)	18	GN	TXL	3548971C1	3557922C1	1420	1	N/A		
PV5N(-)	18	GN	TXL	3548971C1	3557922C1	1420	1	N/A		
PZ5N(-)	18	GN	TXL	3548971C1	3557922C1	1420	1	N/A		
RD5N(-)	18	GN	TXL	3548971C1	3557922C1	1420	1	N/A		
RG5N(-)	18	GN	TXL	3548971C1	3557922C1	1420	1	N/A		
RM5N(-)	18	GN	TXL	3548971C1	3557922C1	1420	1	N/A		
RR5N(-)	18	GN	TXL	3548971C1	3557922C1	1420	1	N/A		
RX5N(-)	18	GN	TXL	3548971C1	3557922C1	1420	1	N/A		
RZ5N(-)	18	GN	TXL	3548971C1	3557922C1	1420	1	N/A		
SP5N(-)	18	GN	TXL	3548971C1	3557922C1	1420	1	N/A		
SR5N(-)	18	GN	TXL	3548971C1	3557922C1	1420	1	N/A		
2J5N(+)	18	YL	TXL	3548971C1	3557922C1	1420	3	N/A		
2L5N(+)	18	YL	TXL	3548971C1	3557922C1	1420	3	N/A		
2M5N(+)	18	YL	TXL	3548971C1	3557922C1	1420	3	N/A	3539892C1	3539893C1
2Y5N(+)	18	YL	TXL	3548971C1	3557922C1	1420	3	N/A		
3M5N(+)	18	YL	TXL	3548971C1	3557922C1	1420	3	N/A		
3Z5N(+)	18	YL	TXL	3548971C1	3557922C1	1420	3	N/A		
4E5N(+)	18	YL	TXL	3548971C1	3557922C1	1420	3	N/A	3577413C1	
4J5N(+)	18	YL	TXL	3548971C1	3557922C1	1420	3	N/A		
4L5N(+)	18	YL	TXL	3548971C1	3557922C1	1420	3	N/A		
4N5N(+)	18	YL	TXL	3548971C1	3557922C1	1420	3	N/A		
9P5N(+)	18	YL	TXL	3548971C1	3557922C1	1420	3	N/A		
9T5N(+)	18	YL	TXL	3548971C1	3557922C1	1420	3	N/A		
9V5N(+)	18	YL	TXL	3548971C1	3557922C1	1420	3	N/A		
9W5N(+)	18	YL	TXL	3548971C1	3557922C1	1420	3	N/A		
LF5N(+)	18	YL	TXL	3548971C1	3557922C1	1420	3	N/A		
LS5N(+)	18	YL	TXL	3548971C1	3557922C1	1420	3	N/A		
PV5N(+)	18	YL	TXL	3548971C1	3557922C1	1420	3	N/A		
PZ5N(+)	18	YL	TXL	3548971C1	3557922C1	1420	3	N/A		
RD5N(+)	18	YL	TXL	3548971C1	3557922C1	1420	3	N/A		
RG5N(+)	18	YL	TXL	3548971C1	3557922C1	1420	3	N/A		
RM5N(+)	18	YL	TXL	3548971C1	3557922C1	1420	3	N/A		
RR5N(+)	18	YL	TXL	3548971C1	3557922C1	1420	3	N/A		
RX5N(+)	18	YL	TXL	3548971C1	3557922C1	1420	3	N/A		
RZ5N(+)	18	YL	TXL	3548971C1	3557922C1	1420	3	N/A		
SP5N(+)	18	YL	TXL	3548971C1	3557922C1	1420	3	N/A		
SR5N(+)	18	YL	TXL	3548971C1	3557922C1	1420	3	N/A		
3A94-GB	18	WH	TXL	3548971C1	3557922C1	1420	4	N/A		

Circuit Number	Gauge	Color	Insulation	Terminal / Splice Number	Connector Part Number	Connector Number	Cavity	Seal/Sleeve	Lock 1	Lock 2
G594-GB	18	WH	TXL	3548971C1	3557922C1	1420	4	N/A		
3A94V	14	GY	GXL	3548972C1	3557922C1	1420	7	N/A		
G594V	14	GY	GXL	3548972C1	3557922C1	1420	7	N/A		
3A94AY	14	GY	GXL	3548972C1	3557922C1	1420	8	N/A		
G594AY	14	GY	GXL	3548972C1	3557922C1	1420	8	N/A		
3A94-GA	18	WH	TXL	3548969C1	3557922C1	1420	9	N/A		
G594-GA	18	WH	TXL	3548969C1	3557922C1	1420	9	N/A		
3A94MK	18	GY	TXL	3548971C1	3557921C1	1421	1	N/A		
G594MK	18	GY	TXL	3548971C1	3557921C1	1421	1	N/A		
3A94BC	18	GY	TXL	3548971C1	3557921C1	1421	2	N/A		
G594BC	18	GY	TXL	3548971C1	3557921C1	1421	2	N/A		
3A94MB	18	GY	TXL	3548971C1	3557921C1	1421	3	N/A		
G594MB	18	GY	TXL	3548971C1	3557921C1	1421	3	N/A		
3A94MH	18	GY	TXL	3548971C1	3557921C1	1421	4	N/A		
G594MH	18	GY	TXL	3548971C1	3557921C1	1421	4	N/A		
3A94BA	18	GY	TXL	3548971C1	3557921C1	1421	5	N/A		
G594BA	18	GY	TXL	3548971C1	3557921C1	1421	5	N/A		
3A94M	18	GY	TXL	3548971C1	3557921C1	1421	6	N/A		
G594M	18	GY	TXL	3548971C1	3557921C1	1421	6	N/A		
GT94BN	18	GY	TXL	3548971C1	3557921C1	1421	7	N/A		
3A94BL	14	GY	TXL	4160598C1	3557921C1	1421	8	N/A		
G594BL	14	GY	TXL	4160598C1	3557921C1	1421	8	N/A		
3A94BJ	14	GY	TXL	4160598C1	3557921C1	1421	9	N/A		
G594BJ	14	GY	TXL	4160598C1	3557921C1	1421	9	N/A		
3A94ME	18	GY	TXL	3548971C1	3557921C1	1421	10	N/A		
G594ME	18	GY	TXL	3548971C1	3557921C1	1421	10	N/A		
3A94BD	18	GY	TXL	3548971C1	3557921C1	1421	11	N/A		
G594BD	18	GY	TXL	3548971C1	3557921C1	1421	11	N/A		
3A94MC	18	GY	TXL	3548971C1	3557921C1	1421	12	N/A		
G594MC	18	GY	TXL	3548971C1	3557921C1	1421	12	N/A		
3A94MF	18	GY	TXL	3548971C1	3557921C1	1421	13	N/A		
G594MF	18	GY	TXL	3548971C1	3557921C1	1421	13	N/A		
3A94BE	18	GY	TXL	3548971C1	3557921C1	1421	14	N/A		
G594BE	18	GY	TXL	3548971C1	3557921C1	1421	14	N/A		
3A94MD	18	GY	TXL	3548971C1	3557921C1	1421	15	N/A		
G594MD	18	GY	TXL	3548971C1	3557921C1	1421	15	N/A		
GT94BM	18	GY	TXL	3548971C1	3557921C1	1421	16	N/A		
3A94BH	18	GY	TXL	3548971C1	3557921C1	1421	17	N/A	1667530C1	
G594BH	18	GY	TXL	3548971C1	3557921C1	1421	17	N/A		
3A94BF	18	GY	TXL	3548971C1	3557921C1	1421	18	N/A		
G594BF	18	GY	TXL	3548971C1	3557921C1	1421	18	N/A		
3A94BR	18	GY	TXL	3548971C1	3548978C1	1422	2	N/A		
3A94BP	18	GY	TXL	3548971C1	3548978C1	1422	3	N/A		
3A94BQ	18	GY	TXL	3548971C1	3548978C1	1422	5	N/A		
3A94BX	18	GY	TXL	3548971C1	3548978C1	1422	6	N/A		
XG94SJ	18	GY	TXL	3548971C1	3548978C1	1422	8	N/A		
3A94BV	18	GY	TXL	3548971C1	3548978C1	1422	11	N/A		
3A94BU	18	GY	TXL	3548971C1	3548978C1	1422	12	N/A		
XG94SK	18	GY	TXL	3548971C1	3548978C1	1422	13	N/A		
3A94BW	18	GY	TXL	3548971C1	3548978C1	1422	14	N/A		
3A94BS	18	GY	TXL	3548971C1	3548978C1	1422	15	N/A		
XD94SS	18	GY	TXL	3548971C1	3846885C1	1423	1	N/A		
XD94SR	18	GY	TXL	3548971C1	3846885C1	1423	3	N/A		
XD94SN	18	GY	TXL	3548971C1	3846885C1	1423	7	N/A		
GX94BY	18	GY	TXL	3548971C1	3846885C1	1423	8	N/A		
XD94SP	18	GY	TXL	3548971C1	3846885C1	1423	10	N/A		
GX94-GCC	18	WH	TXL	3548971C1	3846885C1	1423	11	N/A		
XD94SL	18	GY	TXL	3548971C1	3846885C1	1423	13	N/A		
GX94MN	18	GY	TXL	3548971C1	3846885C1	1423	14	N/A		
XD94SM	18	GY	TXL	3548971C1	3846885C1	1423	16	N/A		
4A74Y	16	LTGN	GXL	1680205C1	3545577C1	1560	1	N/A		
4A74G	16	LTGN	GXL	1680205C1	3545577C1	1560	2	N/A		
4A11-GBA	16	WH	GXL	1680205C1	3545577C1	1560	3	N/A		
4A74RBA	16	LTGN	GXL	1680205C1	3545577C1	1560	4	N/A		
4A74RBB	16	LTGN	TXL	2206645C1		1561	1	N/A		
4A11-GBB	16	WH	TXL	2206645C1		1562	1	N/A		
4A74J	16	LTGN	TXL	2206645C1		1563	1	N/A		
4A74G	16	LTGN	GXL	2206645C1		1564	1	N/A		
1A149	18	GY	TXL	3539904C1	3598706C1	1600	A1	N/A		
AA149	18	GY	TXL	3539904C1	3598706C1	1600	A1	N/A		
1A82B	20	GY	TXL	3539905C1	3598706C1	1600	A10	N/A		
AA82B	20	GY	TXL	3539905C1	3598706C1	1600	A10	N/A		
1A82C	20	GY	TXL	3539905C1	3598706C1	1600	A11	N/A		
AA82C	20	GY	TXL	3539905C1	3598706C1	1600	A11	N/A		
1A448B	20	GY	TXL	3539905C1	3598706C1	1600	A12	N/A		
AA448B	20	GY	TXL	3539905C1	3598706C1	1600	A12	N/A		
1A63A	16	DKBL	TXL	3539904C1	3598706C1	1600	A13	N/A	3544678C1	3544678C1
AA63A	16	DKBL	TXL	3539904C1	3598706C1	1600	A13	N/A		
1A102A	20	YL	TXL	3539905C1	3598706C1	1600	A14	N/A		
AA102A	20	YL	TXL	3539905C1	3598706C1	1600	A14	N/A		
1A87B	20	GY	TXL	3539905C1	3598706C1	1600	A15	N/A		
AA87B	20	GY	TXL	3539905C1	3598706C1	1600	A15	N/A		
1A149A	18	GY	TXL	3539904C1	3598706C1	1600	A16	N/A		
AA149A	18	GY	TXL	3539904C1	3598706C1	1600	A16	N/A		
FU79A	18	GY	TXL	3539904C1	3598706C1	1600	A2	N/A		
JZ79A	18	GY	TXL	3539904C1	3598706C1	1600	A2	N/A		
1A52D	20	YL	TXL	3539905C1	3598706C1	1600	A4	N/A		
AA52D	20	YL	TXL	3539905C1	3598706C1	1600	A4	N/A		
1A85A	20	GY	TXL	3539905C1	3598706C1	1600	A5	N/A		
AA85A	20	GY	TXL	3539905C1	3598706C1	1600	A5	N/A	1671608C1	
1A57B	20	OR	TXL	3539905C1	3598706C1	1600	A6	N/A		
AA57B	20	OR	TXL	3539905C1	3598706C1	1600	A6	N/A		
1A56B	20	OR	TXL	3539905C1	3598706C1	1600	A7	N/A		
AA56B	20	OR	TXL	3539905C1	3598706C1	1600	A7	N/A	1661874C1	
AN87C	18	GY	TXL	3539904C1	3598706C1	1600	A8	N/A		
1A82A	20	GY	TXL	3539905C1	3598706C1	1600	A9	N/A		
AA82A	20	GY	TXL	3539905C1	3598706C1	1600	A9	N/A		
MS86A	20	GY	TXL	3539905C1	3598706C1	1600	B1	N/A		
DP32B	18	TN	TXL	3539904C1	3598706C1	1600	B10	N/A		
DN32A	18	TN	TXL	3539904C1	3598706C1	1600	B11	N/A		
DP32A	18	TN	TXL	3539904C1	3598706C1	1600	B11	N/A		
3H77B	20	GY	TXL	3539905C1	3598706C1	1600	B12	N/A		
DV40B	20	GY	TXL	3539905C1	3598706C1	1600	B14	N/A		
DH75AA	18	LTGN	TXL	3539904C1	3598706C1	1600	B15	N/A		
1A150	20	GY	TXL	3539905C1	3598706C1	1600	B16	N/A		
AA150	20	GY	TXL	3539905C1	3598706C1	1600	B16	N/A		
1A40	20	GY	TXL	3539905C1	3598706C1	1600	B2	N/A		
AA40	20	GY	TXL	3539905C1	3598706C1	1600	B2	N/A		
1A40A	20	GY	TXL	3539905C1	3598706C1	1600	B3	N/A		
AA40A	20	GY	TXL	3539905C1	3598706C1	1600	B3	N/A		
DT97A	18	VT	TXL	3539904C1	3598706C1	1600	B4	N/A		
1A74	18	LTGN	TXL	3539904C1	3598706C1	1600	B5	N/A		
AA74	18	LTGN	TXL	3539904C1	3598706C1	1600	B5	N/A		
HA30B	16	TN	TXL	3539904C1	3598706C1	1600	B6	N/A		
DS31J	18	TN	TXL	3539904C1	3598706C1	1600	B7	N/A		

Circuit Number	Gauge	Color	Insulation	Terminal / Splice Number	Connector Part Number	Connector Number	Cavity	Seal/Sleeve	Lock 1	Lock 2
1A36B	18	TN	TXL	3539904C1	3598706C1	1600	B8	N/A		
AA36B	18	TN	TXL	3539904C1	3598706C1	1600	B8	N/A		
CC72	20	OR	TXL	3539905C1	3598707C1	1601	E11	N/A		
1A59C	18	GY	TXL	3539904C1	3598707C1	1601	E12	N/A		
AA59C	18	GY	TXL	3539904C1	3598707C1	1601	E12	N/A		
RK59E	18	GY	TXL	3539904C1	3598707C1	1601	E13	N/A		
RL59E	18	GY	TXL	3539904C1	3598707C1	1601	E13	N/A		
MD92A	18	TN	TXL	3539904C1	3598707C1	1601	E16	N/A		
6K9LC	20	GY	TXL	3539905C1	3598707C1	1601	E3	N/A		
BC63J	20	DKBL	TXL	3539905C1	3598707C1	1601	E5	N/A		
1A82H	20	GY	TXL	3539905C1	3598707C1	1601	E6	N/A		
AA82H	20	GY	TXL	3539905C1	3598707C1	1601	E6	N/A	1667771C1	
1A82F	20	GY	TXL	3539905C1	3598707C1	1601	E7	N/A		
AA82F	20	GY	TXL	3539905C1	3598707C1	1601	E7	N/A		
1A59H	18	GY	TXL	3539904C1	3598707C1	1601	E9	N/A	1661263C1	1661263C1
AA59H	18	GY	TXL	3539904C1	3598707C1	1601	E9	N/A		
HA104BC	20	DKBL	TXL	3539905C1	3598707C1	1601	F1	N/A		
1A59B	18	GY	TXL	3539904C1	3598707C1	1601	F10	N/A		
AA59B	18	GY	TXL	3539904C1	3598707C1	1601	F10	N/A		
YE75WP	18	LTGN	TXL	3539904C1	3598707C1	1601	F11	N/A		
DR19A	20	GY	TXL	3539905C1	3598707C1	1601	F12	N/A		
DD78RC	20	LTGN	TXL	3539905C1	3598707C1	1601	F13	N/A		
JA78RC	20	LTGN	TXL	3539905C1	3598707C1	1601	F13	N/A		
BG70C	18	OR	TXL	3539904C1	3598707C1	1601	F15	N/A		
BL70C	18	RD	TXL	3539904C1	3598707C1	1601	F15	N/A		
BM70C	20	OR	TXL	3539905C1	3598707C1	1601	F15	N/A		
DY54XD	20	BN	TXL	3539905C1	3598707C1	1601	F16	N/A		
PA54XD	20	BN	TXL	3539905C1	3598707C1	1601	F16	N/A		
DX63C	20	DKBL	TXL	3539905C1	3598707C1	1601	F2	N/A		
1A59F	18	GY	TXL	3539904C1	3598707C1	1601	F4	N/A		
AA59F	18	GY	TXL	3539904C1	3598707C1	1601	F4	N/A		
1A59J	18	GY	TXL	3539904C1	3598707C1	1601	F5	N/A	1661376C1	
AA59J	18	GY	TXL	3539904C1	3598707C1	1601	F5	N/A		
RL59D	18	GY	TXL	3539904C1	3598707C1	1601	F8	N/A		
SF59D	18	GY	TXL	3539904C1	3598707C1	1601	F8	N/A		
CF98A(-)	18	GY	TXL	3539904C1	3598705C1	1602	E1	N/A		
CG98A(-)	18	DKBL	TXL	3539904C1	3598705C1	1602	E1	N/A		
CF3BD(-)	18	GY	TXL	3539904C1	3598705C1	1602	E1	N/A		
CT3BD(-)	18	GY	TXL	3539904C1	3598705C1	1602	E1	N/A		
DL3BD(-)	18	GY	TXL	3539904C1	3598705C1	1602	E1	N/A		
KC3BD(-)	18	GY	TXL	3539904C1	3598705C1	1602	E1	N/A		
MB3BD(-)	18	GY	TXL	3539904C1	3598705C1	1602	E1	N/A		
MJ3BD(-)	18	GY	TXL	3539904C1	3598705C1	1602	E1	N/A		
PH3BD(-)	18	GY	TXL	3539904C1	3598705C1	1602	E1	N/A		
RH3BD(-)	18	GY	TXL	3539904C1	3598705C1	1602	E1	N/A		
SJ3CE(-)	18	GY	TXL	3539904C1	3598705C1	1602	E1	N/A		
1A50	18	YL	TXL	3539904C1	3598705C1	1602	E11	N/A		
AA50	18	YL	TXL	3539904C1	3598705C1	1602	E11	N/A		
1A59A	18	GY	TXL	3539904C1	3598705C1	1602	E12	N/A		
AA59A	18	GY	TXL	3539904C1	3598705C1	1602	E12	N/A		
1A70	20	OR	TXL	3539905C1	3598705C1	1602	E14	N/A		
AA70	20	OR	TXL	3539905C1	3598705C1	1602	E14	N/A		
ZS70A	20	OR	TXL	3539905C1	3598705C1	1602	E15	N/A		
1A11-GL	18	WH	TXL	3539904C1	3598705C1	1602	E16	N/A		
AA11-GL	18	WH	TXL	3539904C1	3598705C1	1602	E16	N/A		
CF98A(+)	18	DKBL	TXL	3539904C1	3598705C1	1602	E2	N/A	1661264C1	
CG98A(+)	18	GY	TXL	3539904C1	3598705C1	1602	E2	N/A		
CF3BD(+)	18	DKBL	TXL	3539904C1	3598705C1	1602	E2	N/A		
CT3BD(+)	18	DKBL	TXL	3539904C1	3598705C1	1602	E2	N/A		
DL3BD(+)	18	DKBL	TXL	3539904C1	3598705C1	1602	E2	N/A		
KC3BD(+)	18	DKBL	TXL	3539904C1	3598705C1	1602	E2	N/A		
MB3BD(+)	18	DKBL	TXL	3539904C1	3598705C1	1602	E2	N/A		
MJ3BD(+)	18	DKBL	TXL	3539904C1	3598705C1	1602	E2	N/A		
PH3BD(+)	18	DKBL	TXL	3539904C1	3598705C1	1602	E2	N/A		
RH3BD(+)	18	DKBL	TXL	3539904C1	3598705C1	1602	E2	N/A		
SJ3CE(+)	18	DKBL	TXL	3539904C1	3598705C1	1602	E2	N/A		
1A9Z	18	GY	TXL	3539904C1	3598705C1	1602	E3	N/A		
AA9Z	18	GY	TXL	3539904C1	3598705C1	1602	E3	N/A		
1A6	20	GY	TXL	3539905C1	3598705C1	1602	E4	N/A	1661890C1	1661890C1
AA6	20	GY	TXL	3539905C1	3598705C1	1602	E4	N/A		
1A9A	18	GY	TXL	3539904C1	3598705C1	1602	E5	N/A		
AA9A	18	GY	TXL	3539904C1	3598705C1	1602	E5	N/A		
3H6DB	18	GY	TXL	3539904C1	3598705C1	1602	E6	N/A		
1A9B	18	GY	TXL	3539904C1	3598705C1	1602	E7	N/A		
AA9B	18	GY	TXL	3539904C1	3598705C1	1602	E7	N/A		
FF106	18	GY	TXL	3539904C1	3598705C1	1602	E8	N/A		
FC88	18	LTGN	TXL	3539904C1	3598705C1	1602	E9	N/A		
BK92RAB	18	TN	TXL	3539904C1	3598705C1	1602	F10	N/A		
EY71BC	16	OR	TXL	3539904C1	3598705C1	1602	F10	N/A		
GM71BC	18	OR	TXL	3539904C1	3598705C1	1602	F10	N/A		
JL116LB	18	GY	TXL	3539904C1	3598705C1	1602	F11	N/A		
FD88	18	LTGN	TXL	3539904C1	3598705C1	1602	F14	N/A		
FE88A	18	LTGN	TXL	3539904C1	3598705C1	1602	F15	N/A		
JL116UB	18	GY	TXL	3539904C1	3598705C1	1602	F16	N/A		
3L58B(-)	18	GN	TXL	3539904C1	3598705C1	1602	F5	N/A		
ARSBB(-)	18	GN	TXL	3539904C1	3598705C1	1602	F5	N/A		
AS5BB(-)	18	GN	TXL	3539904C1	3598705C1	1602	F5	N/A		
BRSBB(-)	18	GN	TXL	3539904C1	3598705C1	1602	F5	N/A		
BV5BT(-)	18	GN	TXL	3539904C1	3598705C1	1602	F5	N/A		
FH5BT(-)	18	GN	TXL	3539904C1	3598705C1	1602	F5	N/A		
NR5BB(-)	18	GN	TXL	3539904C1	3598705C1	1602	F5	N/A		
PS5BB(-)	18	GN	TXL	3539904C1	3598705C1	1602	F5	N/A		
WP5BB(-)	18	GN	TXL	3539904C1	3598705C1	1602	F5	N/A		
WR5BB(-)	18	GN	TXL	3539904C1	3598705C1	1602	F5	N/A		
WS5BT(-)	18	GN	TXL	3539904C1	3598705C1	1602	F5	N/A		
WT5BB(-)	18	GN	TXL	3539904C1	3598705C1	1602	F5	N/A		
3L58B(+)	18	YL	TXL	3539904C1	3598705C1	1602	F6	N/A		
ARSBB(+)	18	YL	TXL	3539904C1	3598705C1	1602	F6	N/A		
AS5BB(+)	18	YL	TXL	3539904C1	3598705C1	1602	F6	N/A		
BRSBB(+)	18	YL	TXL	3539904C1	3598705C1	1602	F6	N/A		
BV5BT(+)	18	YL	TXL	3539904C1	3598705C1	1602	F6	N/A		
FH5BT(+)	18	YL	TXL	3539904C1	3598705C1	1602	F6	N/A		
NR5BB(+)	18	YL	TXL	3539904C1	3598705C1	1602	F6	N/A		
PS5BB(+)	18	YL	TXL	3539904C1	3598705C1	1602	F6	N/A		
WP5BB(+)	18	YL	TXL	3539904C1	3598705C1	1602	F6	N/A		
WR5BB(+)	18	YL	TXL	3539904C1	3598705C1	1602	F6	N/A		
WS5BT(+)	18	YL	TXL	3539904C1	3598705C1	1602	F6	N/A		
WT5BB(+)	18	YL	TXL	3539904C1	3598705C1	1602	F6	N/A		
FF61B	18	GY	TXL	3539904C1	3598705C1	1602	F7	N/A		
AU28BA	18	TN	TXL	3539904C1	3598705C1	1602	F9	N/A		
BG57BB	16	OR	TXL	3544876C1	3598711C1	1603	A	N/A		
BL57BB	16	LTGN	TXL	3544876C1	3598711C1	1603	A	N/A		
BM57T	12	OR	TXL	3544877C1	3598711C1	1603	A	N/A		
BG56BB	16	OR	TXL	3544876C1	3598711C1	1603	B	N/A		
BL56BB	16	YL	TXL	3544876C1	3598711C1	1603	B	N/A		

Circuit Number	Gauge	Color	Insulation	Terminal / Splice Number	Connector Part Number	Connector Number	Cavity	Seal/Sleeve	Lock 1	Lock 2
BM56T	12	OR	TXL	3544877C1	3598711C1	1603	B	N/A		
1A77	18	LTGN	TXL	3544876C1	3598711C1	1603	C	N/A		
AA77	18	LTGN	TXL	3544876C1	3598711C1	1603	C	N/A		
1AS6A	16	OR	TXL	3544876C1	3598711C1	1603	D	N/A		
AA56A	16	OR	TXL	3544876C1	3598711C1	1603	D	N/A		
1A85	16	GY	TXL	3544876C1	3598711C1	1603	E	N/A		
AA85	16	GY	TXL	3544876C1	3598711C1	1603	E	N/A	1667771C1	
CU64A	16	YL	TXL	3544876C1	3598711C1	1603	F	N/A		
BS65	18	OR	TXL	3544876C1	3598711C1	1603	G	N/A		
BT65	18	OR	TXL	3544876C1	3598711C1	1603	G	N/A		
BU65	16	OR	TXL	3544876C1	3598711C1	1603	G	N/A		
BW65	16	OR	TXL	3544876C1	3598711C1	1603	G	N/A		
BX65	16	OR	TXL	3544876C1	3598711C1	1603	G	N/A		
BY65	16	OR	TXL	3544876C1	3598711C1	1603	G	N/A		
BBS2AA	14	YL	TXL	3544877C1	3598711C1	1603	H	N/A		
DES2A	14	YL	TXL	3544877C1	3598711C1	1603	H	N/A		
2BS8	16	BN	TXL	3544876C1	3598711C1	1603	J	N/A		
TN112	16	GY	TXL	3544876C1	3598711C1	1603	J	N/A		
CU64B	16	YL	TXL	3544876C1	3598711C1	1603	K	N/A		
BBS2B	14	YL	TXL	3544877C1	3598711C1	1603	L	N/A		
DES2B	14	YL	TXL	3544877C1	3598711C1	1603	L	N/A		
1AS7C	16	OR	TXL	3544876C1	3598711C1	1603	M	N/A		
AAS7C	16	OR	TXL	3544876C1	3598711C1	1603	M	N/A	1675053C1	
1AB2	16	GY	TXL	3544876C1	3598710C1	1604	A	N/A		
AAB2	16	GY	TXL	3544876C1	3598710C1	1604	A	N/A		
BBS3AA	14	YL	TXL	3544877C1	3598710C1	1604	B	N/A		
DES3A	14	YL	TXL	3544877C1	3598710C1	1604	B	N/A		
1AS6C	16	OR	TXL	3544876C1	3598710C1	1604	C	N/A		
AAS6C	16	OR	TXL	3544876C1	3598710C1	1604	C	N/A		
BG68BB	14	BN	TXL	3544877C1	3598710C1	1604	D	N/A		
BL68BB	14	BN	TXL	3544877C1	3598710C1	1604	D	N/A		
BM68T	12	BN	TXL	3544877C1	3598710C1	1604	D	N/A		
1A11-GKC	12	WH	TXL	3544877C1	3598710C1	1604	E	N/A		
AA11-GKC	12	WH	TXL	3544877C1	3598710C1	1604	E	N/A		
BG54BB	14	BN	TXL	3544877C1	3598710C1	1604	F	N/A		
BL54BB	14	BN	TXL	3544877C1	3598710C1	1604	F	N/A		
BM58TC	12	BN	TXL	3544877C1	3598710C1	1604	F	N/A		
1AS4	16	BN	TXL	3544876C1	3598710C1	1604	G	N/A		
AAS4	16	BN	TXL	3544876C1	3598710C1	1604	G	N/A		
BBS3B	14	YL	TXL	3544877C1	3598710C1	1604	H	N/A		
DES3B	14	YL	TXL	3544877C1	3598710C1	1604	H	N/A		
1A63	18	DKBL	TXL	3544876C1	3598710C1	1604	J	N/A	3538636C1	3538636C1
AA63	18	DKBL	TXL	3544876C1	3598710C1	1604	J	N/A		
1AS7F	16	OR	TXL	3544876C1	3598710C1	1604	K	N/A		
AAS7F	16	OR	TXL	3544876C1	3598710C1	1604	K	N/A		
A14D	4	RD	SGX	571673C1		1605	1	2644004R1		
3Y12	20	LTBL	TXL	3544875C1	3759005C1	1606	A	N/A		
AV12	20	LTBL	TXL	3544875C1	3759005C1	1606	A	N/A		
AW12	20	LTBL	TXL	3544875C1	3759005C1	1606	A	N/A		
AY12	18	LTBL	TXL	3544876C1	3759005C1	1606	A	N/A		
6K166B	20	LTGN	TXL	3544883C1	3759005C1	1606	B	N/A		
4BSAA(-)	18	GN	TXL	3544884C1	3759005C1	1606	D	N/A		
4CSAA(-)	18	GN	TXL	3544884C1	3759005C1	1606	D	N/A		
4RSAA(-)	18	GN	TXL	3544884C1	3759005C1	1606	D	N/A		
4TSAA(-)	18	GN	TXL	3544884C1	3759005C1	1606	D	N/A		
GZSAA(-)	18	GN	TXL	3544884C1	3759005C1	1606	D	N/A		
JKSAA(-)	18	GN	TXL	3544884C1	3759005C1	1606	D	N/A		
KPSAA(-)	18	GN	TXL	3544884C1	3759005C1	1606	D	N/A		
KUSAA(-)	18	GN	TXL	3544884C1	3759005C1	1606	D	N/A		
LNSAA(-)	18	GN	TXL	3544884C1	3759005C1	1606	D	N/A		
4BSAA(+)	18	YL	TXL	3544884C1	3759005C1	1606	E	N/A		
4CSAA(+)	18	YL	TXL	3544884C1	3759005C1	1606	E	N/A		
4RSAA(+)	18	YL	TXL	3544884C1	3759005C1	1606	E	N/A		
4TSAA(+)	18	YL	TXL	3544884C1	3759005C1	1606	E	N/A		
GZSAA(+)	18	YL	TXL	3544884C1	3759005C1	1606	E	N/A		
JKSAA(+)	18	YL	TXL	3544884C1	3759005C1	1606	E	N/A		
KPSAA(+)	18	YL	TXL	3544884C1	3759005C1	1606	E	N/A		
KUSAA(+)	18	YL	TXL	3544884C1	3759005C1	1606	E	N/A		
LNSAA(+)	18	YL	TXL	3544884C1	3759005C1	1606	E	N/A		
2HSB(-)	18	GN	TXL	3544884C1	3759005C1	1606	G	N/A		
2JSB(-)	18	GN	TXL	3544884C1	3759005C1	1606	G	N/A		
2L5B(-)	18	GN	TXL	3544884C1	3759005C1	1606	G	N/A		
2MSB(-)	18	GN	TXL	3544884C1	3759005C1	1606	G	N/A		
2WSB(-)	18	GN	TXL	3544884C1	3759005C1	1606	G	N/A		
2YSB(-)	18	GN	TXL	3544884C1	3759005C1	1606	G	N/A		
2Z5B(-)	18	GN	TXL	3544884C1	3759005C1	1606	G	N/A		
3CSB(-)	18	GN	TXL	3544884C1	3759005C1	1606	G	N/A		
3DSB(-)	18	GN	TXL	3544884C1	3759005C1	1606	G	N/A		
3MSB(-)	18	GN	TXL	3544884C1	3759005C1	1606	G	N/A		
6ESB(-)	18	GN	TXL	3544884C1	3759005C1	1606	G	N/A		
9KSB(-)	18	GN	TXL	3544884C1	3759005C1	1606	G	N/A		
9L5B(-)	18	GN	TXL	3544884C1	3759005C1	1606	G	N/A		
9P5B(-)	18	GN	TXL	3544884C1	3759005C1	1606	G	N/A		
9V5B(-)	18	GN	TXL	3544884C1	3759005C1	1606	G	N/A	1661874C1	
JB5B(-)	18	GN	TXL	3544884C1	3759005C1	1606	G	N/A		
LCSB(-)	18	GN	TXL	3544884C1	3759005C1	1606	G	N/A		
LDSB(-)	18	GN	TXL	3544884C1	3759005C1	1606	G	N/A		
LESB(-)	18	GN	TXL	3544884C1	3759005C1	1606	G	N/A		
LFSB(-)	18	GN	TXL	3544884C1	3759005C1	1606	G	N/A		
LSSB(-)	18	GN	TXL	3544884C1	3759005C1	1606	G	N/A		
LTSB(-)	18	GN	TXL	3544884C1	3759005C1	1606	G	N/A		
LUSB(-)	18	GN	TXL	3544884C1	3759005C1	1606	G	N/A		
LWSB(-)	18	GN	TXL	3544884C1	3759005C1	1606	G	N/A		
PYSB(-)	18	GN	TXL	3544884C1	3759005C1	1606	G	N/A		
PZSB(-)	18	GN	TXL	3544884C1	3759005C1	1606	G	N/A		
RDSB(-)	18	GN	TXL	3544884C1	3759005C1	1606	G	N/A		
RGSB(-)	18	GN	TXL	3544884C1	3759005C1	1606	G	N/A		
RJSB(-)	18	GN	TXL	3544884C1	3759005C1	1606	G	N/A		
RMSB(-)	18	GN	TXL	3544884C1	3759005C1	1606	G	N/A		
RSSB(-)	18	GN	TXL	3544884C1	3759005C1	1606	G	N/A		
RUSB(-)	18	GN	TXL	3544884C1	3759005C1	1606	G	N/A		
SASB(-)	18	GN	TXL	3544884C1	3759005C1	1606	G	N/A		
SKSB(-)	18	GN	TXL	3544884C1	3759005C1	1606	G	N/A		
SNSB(-)	18	GN	TXL	3544884C1	3759005C1	1606	G	N/A		
SPSB(-)	18	GN	TXL	3544884C1	3759005C1	1606	G	N/A		
VC5B(-)	18	GN	TXL	3544884C1	3759005C1	1606	G	N/A		
VESB(-)	18	GN	TXL	3544884C1	3759005C1	1606	G	N/A		
2H5B(-)	18	GN	TXL	3544884C1	3759005C1	1606	G	N/A		
2N5B(-)	18	GN	TXL	3544884C1	3759005C1	1606	G	N/A		
2H5B(+)	18	YL	TXL	3544884C1	3759005C1	1606	H	N/A		
2JSB(+)	18	YL	TXL	3544884C1	3759005C1	1606	H	N/A		
2L5B(+)	18	YL	TXL	3544884C1	3759005C1	1606	H	N/A		
2MSB(+)	18	YL	TXL	3544884C1	3759005C1	1606	H	N/A		
2WSB(+)	18	YL	TXL	3544884C1	3759005C1	1606	H	N/A		
2YSB(+)	18	YL	TXL	3544884C1	3759005C1	1606	H	N/A		

Circuit Number	Gauge	Color	Insulation	Terminal / Splice Number	Connector Part Number	Connector Number	Cavity	Seal/Sleeve	Lock 1	Lock 2
2ZSB(+)	18	YL	TXL	3544884C1	3759005C1	1606	H	N/A		
3CSB(+)	18	YL	TXL	3544884C1	3759005C1	1606	H	N/A		
3DSB(+)	18	YL	TXL	3544884C1	3759005C1	1606	H	N/A	2033927C1	
3M5B(+)	18	YL	TXL	3544884C1	3759005C1	1606	H	N/A		
6ESB(+)	18	YL	TXL	3544884C1	3759005C1	1606	H	N/A		
9KSB(+)	18	YL	TXL	3544884C1	3759005C1	1606	H	N/A		
9LSB(+)	18	YL	TXL	3544884C1	3759005C1	1606	H	N/A		
9PSB(+)	18	YL	TXL	3544884C1	3759005C1	1606	H	N/A		
9VSB(+)	18	YL	TXL	3544884C1	3759005C1	1606	H	N/A		
JBSB(+)	18	YL	TXL	3544884C1	3759005C1	1606	H	N/A		
LCSB(+)	18	YL	TXL	3544884C1	3759005C1	1606	H	N/A		
LDSB(+)	18	YL	TXL	3544884C1	3759005C1	1606	H	N/A		
LESB(+)	18	YL	TXL	3544884C1	3759005C1	1606	H	N/A		
LFSB(+)	18	YL	TXL	3544884C1	3759005C1	1606	H	N/A		
LSSB(+)	18	YL	TXL	3544884C1	3759005C1	1606	H	N/A		
LTSB(+)	18	YL	TXL	3544884C1	3759005C1	1606	H	N/A		
LUSB(+)	18	YL	TXL	3544884C1	3759005C1	1606	H	N/A		
LW5B(+)	18	YL	TXL	3544884C1	3759005C1	1606	H	N/A		
PYSB(+)	18	YL	TXL	3544884C1	3759005C1	1606	H	N/A		
PZSB(+)	18	YL	TXL	3544884C1	3759005C1	1606	H	N/A		
RDSB(+)	18	YL	TXL	3544884C1	3759005C1	1606	H	N/A		
RGSB(+)	18	YL	TXL	3544884C1	3759005C1	1606	H	N/A		
RJSB(+)	18	YL	TXL	3544884C1	3759005C1	1606	H	N/A		
RM5B(+)	18	YL	TXL	3544884C1	3759005C1	1606	H	N/A		
RSSB(+)	18	YL	TXL	3544884C1	3759005C1	1606	H	N/A		
RUSB(+)	18	YL	TXL	3544884C1	3759005C1	1606	H	N/A		
SASB(+)	18	YL	TXL	3544884C1	3759005C1	1606	H	N/A		
SKSB(+)	18	YL	TXL	3544884C1	3759005C1	1606	H	N/A		
SNSB(+)	18	YL	TXL	3544884C1	3759005C1	1606	H	N/A		
SPSB(+)	18	YL	TXL	3544884C1	3759005C1	1606	H	N/A		
VCSB(+)	18	YL	TXL	3544884C1	3759005C1	1606	H	N/A		
VESB(+)	18	YL	TXL	3544884C1	3759005C1	1606	H	N/A		
ZHSB(+)	18	YL	TXL	3544884C1	3759005C1	1606	H	N/A		
ZN5B(+)	18	YL	TXL	3544884C1	3759005C1	1606	H	N/A		
AG166A	20	LTGN	TXL	3544875C1	3759005C1	1606	J	N/A		
AH166A	20	LTGN	TXL	3544875C1	3759005C1	1606	J	N/A		
GK11-GE	20	WH	TXL	3544875C1	3759005C1	1606	K	N/A		
AP75WC	18	LTGN	TXL	3544884C1	3759005C1	1606	L	N/A		
AZ17B	18	PK	TXL	3544884C1	3759005C1	1606	M	N/A		
DT104-GA	16	WH	TXL	3544884C1	3759005C1	1606	M	N/A		
GY92#141A	18	TN	TXL	3544884C1	3759005C1	1606	M	N/A		
JM5BA(-)	18	LTGN	TXL	3544884C1	3759005C1	1606	N	N/A		
JN5BA(-)	18	LTGN	TXL	3544884C1	3759005C1	1606	N	N/A		
JP5BA(-)	18	LTGN	TXL	3544884C1	3759005C1	1606	N	N/A		
JR5BA(-)	18	LTGN	TXL	3544884C1	3759005C1	1606	N	N/A		
JM5BA(+)	18	YL	TXL	3544884C1	3759005C1	1606	P	N/A		
JN5BA(+)	18	YL	TXL	3544884C1	3759005C1	1606	P	N/A		
JP5BA(+)	18	YL	TXL	3544884C1	3759005C1	1606	P	N/A		
JR5BA(+)	18	YL	TXL	3544884C1	3759005C1	1606	P	N/A		
BA88A	18	LTGN	TXL	3544884C1	3759005C1	1606	R	N/A		
ND17HA	16	PK	TXL	3544884C1	3759005C1	1606	S	N/A		
NE17H	18	PK	TXL	3544884C1	3759005C1	1606	S	N/A		
3B17	16	PK	TXL	3544884C1	3759005C1	1606	T	N/A		
AF17	16	PK	TXL	3544884C1	3759005C1	1606	T	N/A		
GP17	16	PK	TXL	3544884C1	3759005C1	1606	T	N/A		
AG166BAB	20	LTGN	TXL	3544875C1	3759005C1	1606	W	N/A		
AH166AA	20	LTGN	TXL	3544875C1	3759005C1	1606	W	N/A		
HA104SP	20	DKBL	TXL	3539905C1	3710061C1	1607	A1	N/A		
1A77D	20	LTGN	TXL	3539905C1	3710061C1	1607	A10	N/A		
AA77D	20	LTGN	TXL	3539905C1	3710061C1	1607	A10	N/A		
3H77BA	18	LTGN	TXL	3539904C1	3710061C1	1607	A12	N/A		
HA104SS	20	DKBL	TXL	3539905C1	3710061C1	1607	A2	N/A		
CY49	18	GY	TXL	3539904C1	3710061C1	1607	A3	N/A		
CZ49	18	GY	TXL	3539904C1	3710061C1	1607	A3	N/A		
CZ49A	18	GY	TXL	3539904C1	3710061C1	1607	A4	N/A		
XJ49	18	GY	TXL	3539904C1	3710061C1	1607	A4	N/A		
1A60A	18	OR	TXL	3539904C1	3710061C1	1607	A6	N/A	1667771C1	
AA60A	18	OR	TXL	3539904C1	3710061C1	1607	A6	N/A	3756746C1	
AK28A	20	TN	TXL	3539905C1	3710061C1	1607	A9	N/A		
3G77A	20	LTGN	TXL	3539905C1	3710061C1	1607	B1	N/A		
1A64AM	20	GY	TXL	3539905C1	3710061C1	1607	B10	N/A	3562309C1	3562309C1
AA6AM	20	GY	TXL	3539905C1	3710061C1	1607	B10	N/A		
DT17B	18	PK	TXL	3539904C1	3710061C1	1607	B2	N/A		
EL63F	18	DKBL	TXL	3539904C1	3710061C1	1607	B4	N/A		
HV104C	16	DKBL	TXL	3539904C1	3710061C1	1607	B5	N/A		
DX63E	20	DKBL	TXL	3539905C1	3710061C1	1607	B6	N/A		
3G77B	20	LTGN	TXL	3539905C1	3710061C1	1607	B9	N/A		
1A9Z	18	GY	TXL	1661208C1	2007315C1	1620	A	N/A		
AA9Z	18	GY	TXL	1661208C1	2007315C1	1620	A	N/A		
AK9CDC	20	GY	TXL	1661208C1	2007315C1	1620	B	N/A		
FF109	18	GY	TXL	1661208C1	2007315C1	1620	C	N/A		
DX109S	20	GY	TXL	1661208C1	2007315C1	1620	D	N/A		
AN9BB	18	GY	TXL	1661208C1	2007315C1	1620	E	N/A		
1A9ZA	18	GY	TXL	1661208C1	2007315C1	1620	F	N/A		
AA9ZA	18	GY	TXL	1661208C1	2007315C1	1620	F	N/A	1667734C1	
JL116UV	18	GY	TXL	1661208C1	2007315C1	1620	G	N/A		
RE9A	20	GY	TXL	1661208C1	2007315C1	1620	H	N/A		
FU9BB	18	GY	TXL	1661208C1	2007315C1	1620	J	N/A		
JZ9BB	18	GY	TXL	1661208C1	2007315C1	1620	J	N/A		
ZK98-G	18	WH	TXL	3754236C1	3757649C1	1650	A	N/A		
ZK9BH	18	RD	TXL	3754236C1	3757649C1	1650	B	N/A		
2HSD(+)	18	YL	TXL	3754236C1	3757649C1	1650	C	N/A		
2J5D(+)	18	YL	TXL	3754236C1	3757649C1	1650	C	N/A		
2L5D(+)	18	YL	TXL	3754236C1	3757649C1	1650	C	N/A		
2M5D(+)	18	YL	TXL	3754236C1	3757649C1	1650	C	N/A		
2W5D(+)	18	YL	TXL	3754236C1	3757649C1	1650	C	N/A		
2Y5D(+)	18	YL	TXL	3754236C1	3757649C1	1650	C	N/A		
2Z5D(+)	18	YL	TXL	3754236C1	3757649C1	1650	C	N/A		
3C5D(+)	18	YL	TXL	3754236C1	3757649C1	1650	C	N/A		
3D5D(+)	18	YL	TXL	3754236C1	3757649C1	1650	C	N/A	3538636C1	
3M5D(+)	18	YL	TXL	3754236C1	3757649C1	1650	C	N/A	1661263C1	
6E5D(+)	18	YL	TXL	3754236C1	3757649C1	1650	C	N/A		
9K5D(+)	18	YL	TXL	3754236C1	3757649C1	1650	C	N/A		
9L5D(+)	18	YL	TXL	3754236C1	3757649C1	1650	C	N/A		
9P5D(+)	18	YL	TXL	3754236C1	3757649C1	1650	C	N/A		
9V5D(+)	18	YL	TXL	3754236C1	3757649C1	1650	C	N/A		
JB5D(+)	18	YL	TXL	3754236C1	3757649C1	1650	C	N/A		
LC5D(+)	18	YL	TXL	3754236C1	3757649C1	1650	C	N/A		
LD5D(+)	18	YL	TXL	3754236C1	3757649C1	1650	C	N/A		
LE5D(+)	18	YL	TXL	3754236C1	3757649C1	1650	C	N/A		
LF5D(+)	18	YL	TXL	3754236C1	3757649C1	1650	C	N/A		
LS5D(+)	18	YL	TXL	3754236C1	3757649C1	1650	C	N/A		
LT5HE(+)	18	YL	TXL	3754236C1	3757649C1	1650	C	N/A		
LU5E(+)	18	YL	TXL	3754236C1	3757649C1	1650	C	N/A		
LW5HE(+)	18	YL	TXL	3754236C1	3757649C1	1650	C	N/A		

Circuit Number	Gauge	Color	Insulation	Terminal / Splice Number	Connector Part Number	Connector Number	Cavity	Seal/Sleeve	Lock 1	Lock 2
PYSD(+)	18	YL	TXL	3754236C1	3757649C1	1650	C	N/A		
PZSD(+)	18	YL	TXL	3754236C1	3757649C1	1650	C	N/A		
RDSD(+)	18	YL	TXL	3754236C1	3757649C1	1650	C	N/A		
RGSD(+)	18	YL	TXL	3754236C1	3757649C1	1650	C	N/A		
RJSD(+)	18	YL	TXL	3754236C1	3757649C1	1650	C	N/A		
RMSD(+)	18	YL	TXL	3754236C1	3757649C1	1650	C	N/A		
RSSD(+)	18	YL	TXL	3754236C1	3757649C1	1650	C	N/A		
RUSD(+)	18	YL	TXL	3754236C1	3757649C1	1650	C	N/A		
SASD(+)	18	YL	TXL	3754236C1	3757649C1	1650	C	N/A		
SKSD(+)	18	YL	TXL	3754236C1	3757649C1	1650	C	N/A		
SNSD(+)	18	YL	TXL	3754236C1	3757649C1	1650	C	N/A		
SPSD(+)	18	YL	TXL	3754236C1	3757649C1	1650	C	N/A		
VCSD(+)	18	YL	TXL	3754236C1	3757649C1	1650	C	N/A		
VESD(+)	18	YL	TXL	3754236C1	3757649C1	1650	C	N/A		
ZHSD(+)	18	YL	TXL	3754236C1	3757649C1	1650	C	N/A		
2HSD(-)	18	GN	TXL	3754236C1	3757649C1	1650	D	N/A		
2JSD(-)	18	GN	TXL	3754236C1	3757649C1	1650	D	N/A		
2LSD(-)	18	GN	TXL	3754236C1	3757649C1	1650	D	N/A		
2MSD(-)	18	GN	TXL	3754236C1	3757649C1	1650	D	N/A		
2WSD(-)	18	GN	TXL	3754236C1	3757649C1	1650	D	N/A		
2YSD(-)	18	GN	TXL	3754236C1	3757649C1	1650	D	N/A		
2ZSD(-)	18	GN	TXL	3754236C1	3757649C1	1650	D	N/A		
3CSD(-)	18	GN	TXL	3754236C1	3757649C1	1650	D	N/A		
3DSD(-)	18	GN	TXL	3754236C1	3757649C1	1650	D	N/A	3540615C1	
3MSD(-)	18	GN	TXL	3754236C1	3757649C1	1650	D	N/A		
6ESD(-)	18	GN	TXL	3754236C1	3757649C1	1650	D	N/A		
9KSD(-)	18	GN	TXL	3754236C1	3757649C1	1650	D	N/A		
9LSD(-)	18	GN	TXL	3754236C1	3757649C1	1650	D	N/A		
9PSD(-)	18	GN	TXL	3754236C1	3757649C1	1650	D	N/A		
9VSD(-)	18	GN	TXL	3754236C1	3757649C1	1650	D	N/A		
JBSD(-)	18	GN	TXL	3754236C1	3757649C1	1650	D	N/A		
LCSD(-)	18	GN	TXL	3754236C1	3757649C1	1650	D	N/A		
LDSD(-)	18	GN	TXL	3754236C1	3757649C1	1650	D	N/A		
LESD(-)	18	GN	TXL	3754236C1	3757649C1	1650	D	N/A		
LFSD(-)	18	GN	TXL	3754236C1	3757649C1	1650	D	N/A		
LSSD(-)	18	GN	TXL	3754236C1	3757649C1	1650	D	N/A		
LTSHE(-)	18	GN	TXL	3754236C1	3757649C1	1650	D	N/A		
LUSE(-)	18	GN	TXL	3754236C1	3757649C1	1650	D	N/A		
LW5HE(-)	18	GN	TXL	3754236C1	3757649C1	1650	D	N/A		
PYSD(-)	18	GN	TXL	3754236C1	3757649C1	1650	D	N/A		
PZSD(-)	18	GN	TXL	3754236C1	3757649C1	1650	D	N/A		
RDSD(-)	18	GN	TXL	3754236C1	3757649C1	1650	D	N/A		
RGSD(-)	18	GN	TXL	3754236C1	3757649C1	1650	D	N/A		
RJSD(-)	18	GN	TXL	3754236C1	3757649C1	1650	D	N/A		
RMSD(-)	18	GN	TXL	3754236C1	3757649C1	1650	D	N/A		
RSSD(-)	18	GN	TXL	3754236C1	3757649C1	1650	D	N/A		
RUSD(-)	18	GN	TXL	3754236C1	3757649C1	1650	D	N/A		
SASD(-)	18	GN	TXL	3754236C1	3757649C1	1650	D	N/A		
SKSD(-)	18	GN	TXL	3754236C1	3757649C1	1650	D	N/A		
SNSD(-)	18	GN	TXL	3754236C1	3757649C1	1650	D	N/A		
SPSD(-)	18	GN	TXL	3754236C1	3757649C1	1650	D	N/A		
VCSD(-)	18	GN	TXL	3754236C1	3757649C1	1650	D	N/A		
VESD(-)	18	GN	TXL	3754236C1	3757649C1	1650	D	N/A		
ZHSD(-)	18	GN	TXL	3754236C1	3757649C1	1650	D	N/A		
4BSAD(+)	18	YL	TXL	3754236C1	3757649C1	1650	H	N/A		
4CSAD(+)	18	YL	TXL	3754236C1	3757649C1	1650	H	N/A		
4RSAD(+)	18	YL	TXL	3754236C1	3757649C1	1650	H	N/A		
4TSAD(+)	18	YL	TXL	3754236C1	3757649C1	1650	H	N/A		
GZSAD(+)	18	YL	TXL	3754236C1	3757649C1	1650	H	N/A		
JKSAD(+)	18	YL	TXL	3754236C1	3757649C1	1650	H	N/A		
KUSAD(+)	18	YL	TXL	3754236C1	3757649C1	1650	H	N/A		
LNSAD(+)	18	YL	TXL	3754236C1	3757649C1	1650	H	N/A		
4BSAD(-)	18	GN	TXL	3754236C1	3757649C1	1650	J	N/A		
4CSAD(-)	18	GN	TXL	3754236C1	3757649C1	1650	J	N/A		
4RSAD(-)	18	GN	TXL	3754236C1	3757649C1	1650	J	N/A		
4TSAD(-)	18	GN	TXL	3754236C1	3757649C1	1650	J	N/A		
GZSAD(-)	18	GN	TXL	3754236C1	3757649C1	1650	J	N/A		
JKSAD(-)	18	GN	TXL	3754236C1	3757649C1	1650	J	N/A		
KUSAD(-)	18	GN	TXL	3754236C1	3757649C1	1650	J	N/A		
LNSAD(-)	18	GN	TXL	3754236C1	3757649C1	1650	J	N/A		
ZJ9B-G	18	WH	TXL	3754236C1	3757649C1	1651	A	N/A		
ZJ9BP	18	RD	TXL	3754236C1	3757649C1	1651	B	N/A		
6ESF(+)	18	YL	TXL	3754236C1	3757649C1	1651	C	N/A		
LCSG(+)	18	YL	TXL	3754236C1	3757649C1	1651	C	N/A		
LDSG(+)	18	YL	TXL	3754236C1	3757649C1	1651	C	N/A		
LESFD(+)	18	YL	TXL	3754236C1	3757649C1	1651	C	N/A		
LFSCC(+)	18	YL	TXL	3754236C1	3757649C1	1651	C	N/A		
LSSCC(+)	18	YL	TXL	3754236C1	3757649C1	1651	C	N/A		
LTSFE(+)	18	YL	TXL	3754236C1	3757649C1	1651	C	N/A		
LUSFD(+)	18	YL	TXL	3754236C1	3757649C1	1651	C	N/A		
LWSD(+)	18	YL	TXL	3754236C1	3757649C1	1651	C	N/A		
SKSG(+)	18	YL	TXL	3754236C1	3757649C1	1651	C	N/A		
ZH5GA(+)	18	YL	TXL	3754236C1	3757649C1	1651	C	N/A		
6ESF(-)	18	GN	TXL	3754236C1	3757649C1	1651	D	N/A		
LCSG(-)	18	GN	TXL	3754236C1	3757649C1	1651	D	N/A		
LDSG(-)	18	GN	TXL	3754236C1	3757649C1	1651	D	N/A		
LESFD(-)	18	GN	TXL	3754236C1	3757649C1	1651	D	N/A		
LFSCC(-)	18	GN	TXL	3754236C1	3757649C1	1651	D	N/A		
LSSCC(-)	18	GN	TXL	3754236C1	3757649C1	1651	D	N/A		
LTSFE(-)	18	GN	TXL	3754236C1	3757649C1	1651	D	N/A		
LUSFD(-)	18	GN	TXL	3754236C1	3757649C1	1651	D	N/A		
LWSD(-)	18	GN	TXL	3754236C1	3757649C1	1651	D	N/A		
SKSG(-)	18	GN	TXL	3754236C1	3757649C1	1651	D	N/A		
ZH5GA(-)	18	GN	TXL	3754236C1	3757649C1	1651	D	N/A		
2GS(+)	18	YL	TXL	3754236C1	3757649C1	1651	H	N/A		
2GS(-)	18	GN	TXL	3754236C1	3757649C1	1651	J	N/A		
BBS2A	14	YL	TXL	3574288C1	3595625C1	1700	1	N/A		
DES2A	14	YL	TXL	3574288C1	3595625C1	1700	1	N/A		
BBS3A	14	YL	TXL	3574288C1	3595625C1	1700	2	N/A		
DES3A	14	YL	TXL	3574288C1	3595625C1	1700	2	N/A		
BBS2B	14	YL	TXL	3574288C1	3595625C1	1700	3	N/A		
DES2B	14	YL	TXL	3574288C1	3595625C1	1700	3	N/A		
BBS3B	14	YL	TXL	3574288C1	3595625C1	1700	4	N/A		
DES3B	14	YL	TXL	3574288C1	3595625C1	1700	4	N/A		
2AS8	16	BN	TXL	3574288C1	3595625C1	1700	5	N/A		
2BS8	16	BN	TXL	3574288C1	3595625C1	1700	5	N/A		
DR19	14	GY	TXL	3574288C1	3595625C1	1700	6	N/A		
1AS8TA	16	BN	TXL	3574288C1	3595625C1	1700	7	N/A		
AAS8TA	16	BN	TXL	3574288C1	3595625C1	1700	7	N/A		
JA78	16	LTGN	TXL	3574288C1	3595625C1	1700	8	N/A		
1AS6F	16	OR	TXL	3574285C1	3595625C1	1700	14	N/A		
AAS6F	16	OR	TXL	3574285C1	3595625C1	1700	14	N/A		
1AS7	16	OR	TXL	3574285C1	3595625C1	1700	15	N/A		
AAS7	16	OR	TXL	3574285C1	3595625C1	1700	15	N/A		
1AS6G	16	OR	TXL	3574285C1	3595625C1	1700	16	N/A		

Circuit Number	Gauge	Color	Insulation	Terminal / Splice Number	Connector Part Number	Connector Number	Cavity	Seal/Sleeve	Lock 1	Lock 2
AA56G	16	OR	TXL	3574285C1	3595625C1	1700	16	N/A		
AN87C	18	GY	TXL	2003343C1	3595625C1	1700	17	N/A		
AN9BB	18	GY	TXL	2003343C1	3595625C1	1700	18	N/A	1675053C1	
1A87C	18	GY	TXL	2003343C1	3595625C1	1700	19	N/A		
AA87C	18	GY	TXL	2003343C1	3595625C1	1700	19	N/A		
1A87D	18	GY	TXL	2003343C1	3595625C1	1700	20	N/A		
AA87D	18	GY	TXL	2003343C1	3595625C1	1700	20	N/A		
1A85	16	GY	TXL	3574285C1	3595625C1	1700	21	N/A		
AA85	16	GY	TXL	3574285C1	3595625C1	1700	21	N/A	1671608C1	
CU64A	16	YL	TXL	3574285C1	3595625C1	1700	22	N/A		
CU64B	16	YL	TXL	3574285C1	3595625C1	1700	23	N/A		
DY54X	16	BN	TXL	3574285C1	3595625C1	1700	24	N/A		
PA54X	16	BN	TXL	3574285C1	3595625C1	1700	24	N/A		
3A94M	18	GY	TXL	2003343C1	3595625C1	1700	27	N/A		
GS94M	18	GY	TXL	2003343C1	3595625C1	1700	27	N/A		
XY94	18	GY	TXL	2003343C1	3595625C1	1700	27	N/A		
3A94MA	18	GY	TXL	2003343C1	3595625C1	1700	28	N/A		
GS94MA	18	GY	TXL	2003343C1	3595625C1	1700	28	N/A		
XY94A	18	GY	TXL	2003343C1	3595625C1	1700	28	N/A		
3A94MB	18	GY	TXL	2003343C1	3595625C1	1700	29	N/A		
GS94MB	18	GY	TXL	2003343C1	3595625C1	1700	29	N/A		
XY94B	18	GY	TXL	2003343C1	3595625C1	1700	29	N/A		
3A94MC	18	GY	TXL	2003343C1	3595625C1	1700	30	N/A		
GS94MC	18	GY	TXL	2003343C1	3595625C1	1700	30	N/A		
XY94C	16	GY	TXL	3574285C1	3595625C1	1700	30	N/A		
3A94MD	18	GY	TXL	2003343C1	3595625C1	1700	31	N/A		
GS94MD	18	GY	TXL	2003343C1	3595625C1	1700	31	N/A		
XY94D	16	GY	TXL	3574285C1	3595625C1	1700	31	N/A		
3A94ME	18	GY	TXL	2003343C1	3595625C1	1700	32	N/A		
GS94ME	18	GY	TXL	2003343C1	3595625C1	1700	32	N/A		
XY94E	16	GY	TXL	3574285C1	3595625C1	1700	32	N/A		
3A94MF	18	GY	TXL	2003343C1	3595625C1	1700	33	N/A		
GS94MF	18	GY	TXL	2003343C1	3595625C1	1700	33	N/A		
XY94F	16	GY	TXL	3574285C1	3595625C1	1700	33	N/A		
3A94MH	18	GY	TXL	2003343C1	3595625C1	1700	34	N/A		
GS94MH	18	GY	TXL	2003343C1	3595625C1	1700	34	N/A		
XY94H	18	GY	TXL	2003343C1	3595625C1	1700	34	N/A		
3A94MJ	18	GY	TXL	2003343C1	3595625C1	1700	35	N/A		
GS94MJ	18	GY	TXL	2003343C1	3595625C1	1700	35	N/A		
XY94J	18	GY	TXL	2003343C1	3595625C1	1700	35	N/A		
3A94MK	18	GY	TXL	2003343C1	3595625C1	1700	36	N/A		
GS94MK	18	GY	TXL	2003343C1	3595625C1	1700	36	N/A		
XY94K	18	GY	TXL	2003343C1	3595625C1	1700	36	N/A		
CS67-G	18	WH	TXL	2003343C1	3595625C1	1700	37	N/A		
YC67-G	18	WH	TXL	2003343C1	3595625C1	1700	37	N/A		
YK67-G	18	WH	TXL	2003343C1	3595625C1	1700	37	N/A		
CS67Y	18	PK	TXL	2003343C1	3595625C1	1700	38	N/A		
YC67A	18	PK	TXL	2003343C1	3595625C1	1700	38	N/A		
YK67Y	18	PK	TXL	2003343C1	3595625C1	1700	38	N/A		
HV17-G	16	WH	TXL	3574285C1	3595625C1	1700	43	N/A		
HV104C	16	DKBL	TXL	3574285C1	3595625C1	1700	44	N/A		
CS5DA(+)	18	YL	TXL	2003343C1	3595625C1	1700	45	N/A		
YK5DB(+)	18	YL	TXL	2003343C1	3595625C1	1700	45	N/A		
CS5DA(-)	18	GN	TXL	2003343C1	3595625C1	1700	46	N/A		
YK5DB(-)	18	GN	TXL	2003343C1	3595625C1	1700	46	N/A		
RW22AA	16	PK	TXL	3574285C1	3595625C1	1700	47	N/A		
RW22-GAN	18	WH	TXL	2003343C1	3595625C1	1700	48	N/A		
6F72E	18	OR	TXL	3574289C1	3595625C1	1700	51	N/A		
FR72E	18	OR	TXL	3574289C1	3595625C1	1700	51	N/A		
6F72EB	20	OR	TXL	2003343C1	3595625C1	1700	52	N/A		
FR72EB	20	OR	TXL	2003343C1	3595625C1	1700	52	N/A		
3LSBA(+)	18	YL	TXL	2003343C1	3595625C1	1700	61	N/A		
ARSBA(+)	18	YL	TXL	2003343C1	3595625C1	1700	61	N/A		
ASSBA(+)	18	YL	TXL	2003343C1	3595625C1	1700	61	N/A		
BRSBA(+)	18	YL	TXL	2003343C1	3595625C1	1700	61	N/A		
BVSBM(+)	18	YL	TXL	2003343C1	3595625C1	1700	61	N/A	3600054C1	
FHSBM(+)	18	YL	TXL	2003343C1	3595625C1	1700	61	N/A		
NRSBA(+)	18	YL	TXL	2003343C1	3595625C1	1700	61	N/A		
PSSBA(+)	18	YL	TXL	2003343C1	3595625C1	1700	61	N/A		
WPSBA(+)	18	YL	TXL	2003343C1	3595625C1	1700	61	N/A		
WRSBA(+)	18	YL	TXL	2003343C1	3595625C1	1700	61	N/A		
WSSBM(+)	18	YL	TXL	2003343C1	3595625C1	1700	61	N/A		
WTSBA(+)	18	YL	TXL	2003343C1	3595625C1	1700	61	N/A		
3LSBA(-)	18	GN	TXL	2003343C1	3595625C1	1700	62	N/A		
ARSBA(-)	18	GN	TXL	2003343C1	3595625C1	1700	62	N/A		
ASSBA(-)	18	GN	TXL	2003343C1	3595625C1	1700	62	N/A		
BRSBA(-)	18	GN	TXL	2003343C1	3595625C1	1700	62	N/A		
BVSBM(-)	18	GN	TXL	2003343C1	3595625C1	1700	62	N/A		
FHSBM(-)	18	GN	TXL	2003343C1	3595625C1	1700	62	N/A		
NRSBA(-)	18	GN	TXL	2003343C1	3595625C1	1700	62	N/A		
PSSBA(-)	18	GN	TXL	2003343C1	3595625C1	1700	62	N/A		
WPSBA(-)	18	GN	TXL	2003343C1	3595625C1	1700	62	N/A		
WRSBA(-)	18	GN	TXL	2003343C1	3595625C1	1700	62	N/A		
WSSBM(-)	18	GN	TXL	2003343C1	3595625C1	1700	62	N/A		
WTSBA(-)	18	GN	TXL	2003343C1	3595625C1	1700	62	N/A		
2HSA(+)	18	YL	TXL	3574289C1	3595625C1	1700	65	N/A		
2JSA(+)	18	YL	TXL	3574289C1	3595625C1	1700	65	N/A		
2LSA(+)	18	YL	TXL	3574289C1	3595625C1	1700	65	N/A		
2MSA(+)	18	YL	TXL	3574289C1	3595625C1	1700	65	N/A		
2WSA(+)	18	YL	TXL	3574289C1	3595625C1	1700	65	N/A	3515765C1	
2YSA(+)	18	YL	TXL	3574289C1	3595625C1	1700	65	N/A		
2ZSA(+)	18	YL	TXL	3574289C1	3595625C1	1700	65	N/A	1661890C1	
3CSA(+)	18	YL	TXL	3574289C1	3595625C1	1700	65	N/A		
3DSA(+)	18	YL	TXL	3574289C1	3595625C1	1700	65	N/A	2011364C1	
3MSA(+)	18	YL	TXL	3574289C1	3595625C1	1700	65	N/A		
6ESA(+)	18	YL	TXL	3574289C1	3595625C1	1700	65	N/A		
9KSA(+)	18	YL	TXL	3574289C1	3595625C1	1700	65	N/A		
9LSA(+)	18	YL	TXL	3574289C1	3595625C1	1700	65	N/A		
9PSA(+)	18	YL	TXL	3574289C1	3595625C1	1700	65	N/A		
9VSA(+)	18	YL	TXL	3574289C1	3595625C1	1700	65	N/A	1664408C1	
JBSA(+)	18	YL	TXL	3574289C1	3595625C1	1700	65	N/A		
LCSA(+)	18	YL	TXL	3574289C1	3595625C1	1700	65	N/A		
LDSA(+)	18	YL	TXL	3574289C1	3595625C1	1700	65	N/A		
LESA(+)	18	YL	TXL	3574289C1	3595625C1	1700	65	N/A		
LFSA(+)	18	YL	TXL	3574289C1	3595625C1	1700	65	N/A		
LSSA(+)	18	YL	TXL	3574289C1	3595625C1	1700	65	N/A		
LTSA(+)	18	YL	TXL	3574289C1	3595625C1	1700	65	N/A		
LUSA(+)	18	YL	TXL	3574289C1	3595625C1	1700	65	N/A		
LWSA(+)	18	YL	TXL	3574289C1	3595625C1	1700	65	N/A		
PYSA(+)	18	YL	TXL	3574289C1	3595625C1	1700	65	N/A		
PZSA(+)	18	YL	TXL	3574289C1	3595625C1	1700	65	N/A		
RDSA(+)	18	YL	TXL	3574289C1	3595625C1	1700	65	N/A		
RGSA(+)	18	YL	TXL	3574289C1	3595625C1	1700	65	N/A		
RJSA(+)	18	YL	TXL	3574289C1	3595625C1	1700	65	N/A		
RMSA(+)	18	YL	TXL	3574289C1	3595625C1	1700	65	N/A		

Circuit Number	Gauge	Color	Insulation	Terminal / Splice Number	Connector Part Number	Connector Number	Cavity	Seal/Sleeve	Lock 1	Lock 2
RSSA(+)	18	YL	TXL	3574289C1	3595625C1	1700	65	N/A		
RUSA(+)	18	YL	TXL	3574289C1	3595625C1	1700	65	N/A		
SASA(+)	18	YL	TXL	3574289C1	3595625C1	1700	65	N/A		
SKSA(+)	18	YL	TXL	3574289C1	3595625C1	1700	65	N/A		
SNSA(+)	18	YL	TXL	3574289C1	3595625C1	1700	65	N/A		
SPSA(+)	18	YL	TXL	3574289C1	3595625C1	1700	65	N/A		
VCSA(+)	18	YL	TXL	3574289C1	3595625C1	1700	65	N/A		
VESA(+)	18	YL	TXL	3574289C1	3595625C1	1700	65	N/A		
ZHSA(+)	18	YL	TXL	3574289C1	3595625C1	1700	65	N/A		
ZNSA(+)	18	YL	TXL	3574289C1	3595625C1	1700	65	N/A		
2HSA(-)	18	GN	TXL	3574289C1	3595625C1	1700	66	N/A		
2JSA(-)	18	GN	TXL	3574289C1	3595625C1	1700	66	N/A		
2LSA(-)	18	GN	TXL	3574289C1	3595625C1	1700	66	N/A		
2MSA(-)	18	GN	TXL	3574289C1	3595625C1	1700	66	N/A		
2WSA(-)	18	GN	TXL	3574289C1	3595625C1	1700	66	N/A	3540614C1	
2YSA(-)	18	GN	TXL	3574289C1	3595625C1	1700	66	N/A		
2ZSA(-)	18	GN	TXL	3574289C1	3595625C1	1700	66	N/A	3557682C1	
3CSA(-)	18	GN	TXL	3574289C1	3595625C1	1700	66	N/A		
3DSA(-)	18	GN	TXL	3574289C1	3595625C1	1700	66	N/A		
3MSA(-)	18	GN	TXL	3574289C1	3595625C1	1700	66	N/A		
6ESA(-)	18	GN	TXL	3574289C1	3595625C1	1700	66	N/A		
9KSA(-)	18	GN	TXL	3574289C1	3595625C1	1700	66	N/A		
9LSA(-)	18	GN	TXL	3574289C1	3595625C1	1700	66	N/A		
9PSA(-)	18	GN	TXL	3574289C1	3595625C1	1700	66	N/A		
9VSA(-)	18	GN	TXL	3574289C1	3595625C1	1700	66	N/A	2039342C1	
JBSA(-)	18	GN	TXL	3574289C1	3595625C1	1700	66	N/A		
LCSA(-)	18	GN	TXL	3574289C1	3595625C1	1700	66	N/A		
LDSA(-)	18	GN	TXL	3574289C1	3595625C1	1700	66	N/A		
LESA(-)	18	GN	TXL	3574289C1	3595625C1	1700	66	N/A		
LFSA(-)	18	GN	TXL	3574289C1	3595625C1	1700	66	N/A		
LSSA(-)	18	GN	TXL	3574289C1	3595625C1	1700	66	N/A		
LTSA(-)	18	GN	TXL	3574289C1	3595625C1	1700	66	N/A		
LUSA(-)	18	GN	TXL	3574289C1	3595625C1	1700	66	N/A		
LWSA(-)	18	GN	TXL	3574289C1	3595625C1	1700	66	N/A		
PYSA(-)	18	GN	TXL	3574289C1	3595625C1	1700	66	N/A		
PZSA(-)	18	GN	TXL	3574289C1	3595625C1	1700	66	N/A		
RDSA(-)	18	GN	TXL	3574289C1	3595625C1	1700	66	N/A		
RGSA(-)	18	GN	TXL	3574289C1	3595625C1	1700	66	N/A		
RJSA(-)	18	GN	TXL	3574289C1	3595625C1	1700	66	N/A		
RMSA(-)	18	GN	TXL	3574289C1	3595625C1	1700	66	N/A		
RSSA(-)	18	GN	TXL	3574289C1	3595625C1	1700	66	N/A		
RUSA(-)	18	GN	TXL	3574289C1	3595625C1	1700	66	N/A		
SASA(-)	18	GN	TXL	3574289C1	3595625C1	1700	66	N/A		
SKSA(-)	18	GN	TXL	3574289C1	3595625C1	1700	66	N/A		
SNSA(-)	18	GN	TXL	3574289C1	3595625C1	1700	66	N/A		
SPSA(-)	18	GN	TXL	3574289C1	3595625C1	1700	66	N/A		
VCSA(-)	18	GN	TXL	3574289C1	3595625C1	1700	66	N/A		
VESA(-)	18	GN	TXL	3574289C1	3595625C1	1700	66	N/A		
ZHSA(-)	18	GN	TXL	3574289C1	3595625C1	1700	66	N/A		
ZNSA(-)	18	GN	TXL	3574289C1	3595625C1	1700	66	N/A		
BG12BB	16	LTBL	TXL	3574288C1	3595625C1	1700	68	N/A		
BL12BB	16	LTBL	TXL	3574288C1	3595625C1	1700	68	N/A		
BGS6BBB	16	YL	TXL	3574288C1	3595625C1	1700	69	N/A		
BL56BB	16	YL	TXL	3574288C1	3595625C1	1700	69	N/A		
BGS6BC	16	YL	TXL	3574288C1	3595625C1	1700	70	N/A		
BL56BC	16	YL	TXL	3574288C1	3595625C1	1700	70	N/A		
BGS7BBB	16	LTGN	TXL	3574288C1	3595625C1	1700	71	N/A		
BL57BB	16	LTGN	TXL	3574288C1	3595625C1	1700	71	N/A		
BGS7BC	16	LTGN	TXL	3574288C1	3595625C1	1700	72	N/A		
BL57BC	16	LTGN	TXL	3574288C1	3595625C1	1700	72	N/A		
BGS4BBB	14	BN	TXL	3574288C1	3595625C1	1700	73	N/A		
BL54BB	14	BN	TXL	3574288C1	3595625C1	1700	73	N/A		
BG6BBBB	14	BN	TXL	3574288C1	3595625C1	1700	74	N/A		
BL6BBB	14	BN	TXL	3574288C1	3595625C1	1700	74	N/A		
BG70BBA	12	RD	TXL	3574287C1	3595625C1	1700	75	N/A		
BL70BB	12	RD	TXL	3574287C1	3595625C1	1700	75	N/A		
BG71BB	16	LTBL	TXL	3574288C1	3595625C1	1700	76	N/A		
BL71BB	16	LTBL	TXL	3574288C1	3595625C1	1700	76	N/A		
3T71BC	16	OR	TXL	3574288C1	3595623C1	1701	1	N/A	3606532C1	
BJ71BC	16	OR	TXL	3574288C1	3595623C1	1701	1	N/A		
BK71BA	16	OR	TXL	3574288C1	3595623C1	1701	1	N/A		
BP71BA	16	OR	TXL	3574288C1	3595623C1	1701	1	N/A		
EY71BE	16	OR	TXL	3574288C1	3595623C1	1701	1	N/A		
GM71BE	16	OR	TXL	3574288C1	3595623C1	1701	1	N/A		
1A56AB	16	OR	TXL	3574288C1	3595623C1	1701	2	N/A		
AA56AB	16	OR	TXL	3574288C1	3595623C1	1701	2	N/A		
1A57CA	16	OR	TXL	3574288C1	3595623C1	1701	3	N/A		
AA57CA	16	OR	TXL	3574288C1	3595623C1	1701	3	N/A		
1A68A	18	BN	TXL	3574289C1	3595623C1	1701	4	N/A		
AA68A	18	BN	TXL	3574289C1	3595623C1	1701	4	N/A		
BGS6BBA	16	OR	TXL	3574288C1	3595623C1	1701	5	N/A		
BM56T	12	OR	TXL	3574287C1	3595623C1	1701	5	N/A		
BGS7BBA	16	OR	TXL	3574288C1	3595623C1	1701	6	N/A		
BM57T	12	OR	TXL	3574287C1	3595623C1	1701	6	N/A		
BGS4BBA	14	BN	TXL	3574288C1	3595623C1	1701	7	N/A		
BM58TC	12	BN	TXL	3574287C1	3595623C1	1701	7	N/A		
BG68BBA	14	BN	TXL	3574288C1	3595623C1	1701	8	N/A		
BM68T	12	BN	TXL	3574287C1	3595623C1	1701	8	N/A		
BG70BB	12	OR	TXL	3574287C1	3595623C1	1701	9	N/A		
BM70T	12	OR	TXL	3574287C1	3595623C1	1701	9	N/A		
6F94T	12	GY	TXL	3574287C1	3595623C1	1701	10	N/A		
BN94T	12	GY	TXL	3574287C1	3595623C1	1701	10	N/A		
ER94T	12	GY	TXL	3574287C1	3595623C1	1701	10	N/A		
FB94U	12	GY	TXL	3574287C1	3595623C1	1701	10	N/A		
FR94T	12	GY	TXL	3574287C1	3595623C1	1701	10	N/A		
HF94T	12	GY	TXL	3574287C1	3595623C1	1701	10	N/A		
HG94T	12	GY	TXL	3574287C1	3595623C1	1701	10	N/A		
CC72A	12	OR	TXL	3574287C1	3595623C1	1701	11	N/A	1661892C1	
WD61WA	18	GY	GXL	3574289C1	3595623C1	1701	11	N/A		
YD677A	18	PK	TXL	3574289C1	3595623C1	1701	12	N/A		
XG94SJ	18	GY	TXL	3574289C1	3595623C1	1701	13	N/A		
XZ94SJ	18	GY	TXL	3574289C1	3595623C1	1701	13	N/A		
GT94BM	18	GY	TXL	2003343C1	3595623C1	1701	14	N/A		
XX94BM	18	GY	TXL	2003343C1	3595623C1	1701	14	N/A		
GT94BN	18	GY	TXL	2003343C1	3595623C1	1701	15	N/A		
XX94BN	18	GY	TXL	2003343C1	3595623C1	1701	15	N/A		
3A94BE	18	GY	TXL	2003343C1	3595623C1	1701	16	N/A		
GS94BE	18	GY	TXL	2003343C1	3595623C1	1701	16	N/A		
XY94BE	16	GY	TXL	3574285C1	3595623C1	1701	16	N/A		
3A94BD	18	GY	TXL	2003343C1	3595623C1	1701	17	N/A		
GS94BD	18	GY	TXL	2003343C1	3595623C1	1701	17	N/A		
XY94BD	16	GY	TXL	3574285C1	3595623C1	1701	17	N/A		
3A94BH	18	GY	TXL	2003343C1	3595623C1	1701	18	N/A	1671608C1	
GS94BH	18	GY	TXL	2003343C1	3595623C1	1701	18	N/A		
XY94BH	16	GY	TXL	3574285C1	3595623C1	1701	18	N/A		

Circuit Number	Gauge	Color	Insulation	Terminal / Splice Number	Connector Part Number	Connector Number	Cavity	Seal/Sleeve	Lock 1	Lock 2
3A94BF	18	GY	TXL	2003343C1	3595623C1	1701	19	N/A	1661263C1	
GS94BF	18	GY	TXL	2003343C1	3595623C1	1701	19	N/A		
XY94BF	16	GY	TXL	3574285C1	3595623C1	1701	19	N/A		
3A94BL	14	GY	TXL	3574285C1	3595623C1	1701	20	N/A		
GS94BL	14	GY	TXL	3574285C1	3595623C1	1701	20	N/A		
XY94BL	18	GY	TXL	2003343C1	3595623C1	1701	20	N/A		
3A94BJ	14	GY	TXL	3574285C1	3595623C1	1701	21	N/A	1661263C1	1661263C1
GS94BJ	14	GY	TXL	3574285C1	3595623C1	1701	21	N/A		
XY94BJ	18	GY	TXL	2003343C1	3595623C1	1701	21	N/A		
3A94BK	18	GY	TXL	2003343C1	3595623C1	1701	22	N/A	3538636C1	
GS94BK	18	GY	TXL	2003343C1	3595623C1	1701	22	N/A		
XY94BK	18	GY	TXL	2003343C1	3595623C1	1701	22	N/A		
3A94BA	18	GY	TXL	2003343C1	3595623C1	1701	23	N/A		
GS94BA	18	GY	TXL	2003343C1	3595623C1	1701	23	N/A		
XY94BA	18	GY	TXL	2003343C1	3595623C1	1701	23	N/A		
3A94BB	18	GY	TXL	2003343C1	3595623C1	1701	24	N/A		
GS94BB	18	GY	TXL	2003343C1	3595623C1	1701	24	N/A		
XY94BB	18	GY	TXL	2003343C1	3595623C1	1701	24	N/A		
3A94BC	18	GY	TXL	2003343C1	3595623C1	1701	25	N/A		
GS94BC	18	GY	TXL	2003343C1	3595623C1	1701	25	N/A		
XY94BC	18	GY	TXL	2003343C1	3595623C1	1701	25	N/A		
4A74Y	16	LTGN	GXL	3574288C1	3595623C1	1701	26	N/A		
JL116L	20	GY	TXL	3574289C1	3595623C1	1701	26	N/A		
WD12WA	18	LTBL	GXL	3574289C1	3595623C1	1701	26	N/A		
1A36B	18	TN	TXL	2003343C1	3595623C1	1701	27	N/A		
AA36B	18	TN	TXL	2003343C1	3595623C1	1701	27	N/A		
1A9BC	18	GY	TXL	2003343C1	3595623C1	1701	28	N/A		
AA9BC	18	GY	TXL	2003343C1	3595623C1	1701	28	N/A		
JL116M	18	GY	TXL	2003343C1	3595623C1	1701	29	N/A		
TN112	16	GY	TXL	3574285C1	3595623C1	1701	29	N/A		
WD61WE	18	GY	GXL	2003343C1	3595623C1	1701	29	N/A		
JL116U	20	GY	TXL	2003343C1	3595623C1	1701	30	N/A		
RT39A	16	GY	TXL	3574285C1	3595623C1	1701	30	N/A		
WD61WC	18	GY	GXL	2003343C1	3595623C1	1701	30	N/A		
BZ39	16	GY	TXL	3574285C1	3595623C1	1701	31	N/A		
RT39	16	GY	TXL	3574285C1	3595623C1	1701	31	N/A		
1A59A	18	GY	TXL	2003343C1	3595623C1	1701	32	N/A		
AA59A	18	GY	TXL	2003343C1	3595623C1	1701	32	N/A		
1A59B	18	GY	TXL	2003343C1	3595623C1	1701	33	N/A		
AA59B	18	GY	TXL	2003343C1	3595623C1	1701	33	N/A		
1A59C	18	GY	TXL	2003343C1	3595623C1	1701	34	N/A		
AA59C	18	GY	TXL	2003343C1	3595623C1	1701	34	N/A		
RL59D	18	GY	TXL	2003343C1	3595623C1	1701	35	N/A		
SF59DB	18	GY	TXL	2003343C1	3595623C1	1701	35	N/A		
RK59EB	18	GY	TXL	2003343C1	3595623C1	1701	36	N/A		
RL59E	18	GY	TXL	2003343C1	3595623C1	1701	36	N/A		
1A59F	18	GY	TXL	2003343C1	3595623C1	1701	37	N/A		
AA59F	18	GY	TXL	2003343C1	3595623C1	1701	37	N/A		
1A59H	18	GY	TXL	2003343C1	3595623C1	1701	38	N/A	1661264C1	
AA59H	18	GY	TXL	2003343C1	3595623C1	1701	38	N/A		
1A59J	18	GY	TXL	2003343C1	3595623C1	1701	39	N/A	1661874C1	
AA59J	18	GY	TXL	2003343C1	3595623C1	1701	39	N/A		
FF61B	18	GY	TXL	2003343C1	3595623C1	1701	40	N/A		
FF1D6	18	GY	TXL	2003343C1	3595623C1	1701	41	N/A		
FF109	18	GY	TXL	2003343C1	3595623C1	1701	42	N/A		
DN32A	18	TN	TXL	2003343C1	3595623C1	1701	43	N/A		
DP32A	18	TN	TXL	2003343C1	3595623C1	1701	43	N/A		
DP32B	18	TN	TXL	2003343C1	3595623C1	1701	44	N/A		
WD12WB	18	LTBL	GXL	2003343C1	3595623C1	1701	44	N/A		
CY49	18	GY	TXL	2003343C1	3595623C1	1701	45	N/A		
CZ49	18	GY	TXL	2003343C1	3595623C1	1701	45	N/A		
KJ49	18	GY	TXL	2003343C1	3595623C1	1701	45	N/A		
XD94SNA	18	GY	TXL	2003343C1	3595623C1	1701	46	N/A		
XZ94SAB	18	GY	TXL	2003343C1	3595623C1	1701	46	N/A		
XD94SPA	18	GY	TXL	2003343C1	3595623C1	1701	47	N/A		
XZ94SBB	18	GY	TXL	2003343C1	3595623C1	1701	47	N/A		
XD94SRA	18	GY	TXL	2003343C1	3595623C1	1701	48	N/A		
XZ94SCB	18	GY	TXL	2003343C1	3595623C1	1701	48	N/A		
XD94SSA	18	GY	TXL	2003343C1	3595623C1	1701	49	N/A		
XZ94SDB	18	GY	TXL	2003343C1	3595623C1	1701	49	N/A		
CZ49A	18	GY	TXL	2003343C1	3595623C1	1701	50	N/A		
WD61WD	18	GY	GXL	2003343C1	3595623C1	1701	50	N/A		
BU65AB	16	OR	TXL	3574288C1	3595623C1	1701	51	N/A		
BW65AB	16	OR	TXL	3574288C1	3595623C1	1701	51	N/A		
WD10WC	18	WH	GXL	3574289C1	3595623C1	1701	51	N/A		
3A94BX	18	GY	TXL	2003343C1	3595623C1	1701	52	N/A		
PJ94BMM	16	GY	TXL	3574285C1	3595623C1	1701	52	N/A		
3A94BZ	18	GY	TXL	2003343C1	3595623C1	1701	53	N/A		
PJ94BNN	16	GY	TXL	3574285C1	3595623C1	1701	53	N/A		
3A94BP	18	GY	TXL	2003343C1	3595623C1	1701	54	N/A		
PJ94BP	16	GY	TXL	3574285C1	3595623C1	1701	54	N/A		
3A94BQ	18	GY	TXL	2003343C1	3595623C1	1701	55	N/A		
PJ94BQ	16	GY	TXL	3574285C1	3595623C1	1701	55	N/A		
3A94BR	18	GY	TXL	2003343C1	3595623C1	1701	56	N/A		
PJ94BR	16	GY	TXL	3574285C1	3595623C1	1701	56	N/A		
3A94BS	18	GY	TXL	2003343C1	3595623C1	1701	57	N/A		
PJ94BS	16	GY	GXL	3574285C1	3595623C1	1701	57	N/A		
3A94BT	18	GY	TXL	2003343C1	3595623C1	1701	58	N/A		
PJ94BT	16	GY	GXL	3574285C1	3595623C1	1701	58	N/A		
3A94BU	18	GY	TXL	2003343C1	3595623C1	1701	59	N/A		
PJ94BU	16	GY	GXL	3574285C1	3595623C1	1701	59	N/A		
3A94BV	18	GY	TXL	2003343C1	3595623C1	1701	60	N/A		
PJ94BV	16	GY	TXL	3574285C1	3595623C1	1701	60	N/A		
3F94AA	18	GY	TXL	2003343C1	3595623C1	1701	61	N/A		
KN116L	18	GY	TXL	2003343C1	3595623C1	1701	61	N/A		
WP5BE(+)	18	YL	TXL	2003343C1	3595623C1	1701	61	N/A		
WR5BE(+)	18	YL	TXL	2003343C1	3595623C1	1701	61	N/A		
WS5BS(+)	18	YL	TXL	2003343C1	3595623C1	1701	61	N/A		
WT5BE(+)	18	YL	TXL	2003343C1	3595623C1	1701	61	N/A		
3F16AA	18	PK	TXL	2003343C1	3595623C1	1701	62	N/A		
KN116M	18	GY	TXL	2003343C1	3595623C1	1701	62	N/A		
WP5BE(-)	18	GN	TXL	2003343C1	3595623C1	1701	62	N/A		
WR5BE(-)	18	GN	TXL	2003343C1	3595623C1	1701	62	N/A		
WS5BS(-)	18	GN	TXL	2003343C1	3595623C1	1701	62	N/A		
WT5BE(-)	18	GN	TXL	2003343C1	3595623C1	1701	62	N/A		
XD94SL	18	GY	TXL	2003343C1	3595623C1	1701	63	N/A		
XZ94SZC	16	GY	TXL	3574285C1	3595623C1	1701	63	N/A		
3A94BW	18	GY	TXL	3574289C1	3595623C1	1701	64	N/A		
PJ94BW	16	GY	TXL	3574288C1	3595623C1	1701	64	N/A		
4A74RC	12	LTGN	TXL	3574287C1	3595623C1	1701	65	N/A		
ZA94HA	18	GY	TXL	3574289C1	3595623C1	1701	65	N/A		
ZB94HA	18	GY	TXL	3574289C1	3595623C1	1701	65	N/A		
4A11-GC	18	WH	TXL	3574289C1	3595623C1	1701	66	N/A		
ZA94SKB	18	GY	TXL	3574289C1	3595623C1	1701	66	N/A		
ZB94SK	18	GY	TXL	3574289C1	3595623C1	1701	66	N/A		

Circuit Number	Gauge	Color	Insulation	Terminal / Splice Number	Connector Part Number	Connector Number	Cavity	Seal/Sleeve	Lock 1	Lock 2
XG94SK	18	GY	TXL	3574289C1	3595623C1	1701	67	N/A		
ZA94SKA	18	GY	TXL	3574289C1	3595623C1	1701	67	N/A		
ZC94SK	18	GY	TXL	3574289C1	3595623C1	1701	67	N/A		
BS6S	18	OR	TXL	3574289C1	3595623C1	1701	68	N/A		
BW65AA	18	OR	TXL	3574289C1	3595623C1	1701	68	N/A		
BX65AA	18	OR	TXL	3574289C1	3595623C1	1701	68	N/A		
YD67U	18	GY	GXL	3574289C1	3595623C1	1701	69	N/A		
YD67W	18	GY	GXL	3574289C1	3595623C1	1701	70	N/A		
YD67V	18	GY	GXL	3574289C1	3595623C1	1701	71	N/A		
XZ94SM	18	GY	TXL	3574289C1	3595623C1	1701	72	N/A		
XZ94SN	18	GY	TXL	3574289C1	3595623C1	1701	73	N/A		
XZ94SL	18	GY	TXL	3574289C1	3595623C1	1701	74	N/A		
XD94SM	18	GY	TXL	3574289C1	3595623C1	1701	75	N/A		
XZ94SVC	16	GY	TXL	3574288C1	3595623C1	1701	75	N/A		
XZ94SH	16	GY	TXL	3574288C1	3595623C1	1701	76	N/A		
KD92A20	18	WH	TXL	3574277C1	3595620C1	1702	1	SWS_N_REQ		
WA92A20	18	WH	TXL	3574277C1	3595620C1	1702	1	SWS_N_REQ		
WC92A20	18	WH	TXL	3574277C1	3595620C1	1702	1	SWS_N_REQ		
1A9E	18	GY	TXL	2003343C1	3595621C1	1702	2	SWS_N_REQ		
AA9E	18	GY	TXL	2003343C1	3595621C1	1702	2	SWS_N_REQ		
YK9AA	16	GY	TXL	3549417C1	3595620C1	1702	2	SWS_N_REQ		
YA9AA	16	GY	TXL	3549417C1	3595620C1	1702	2	SWS_N_REQ		
3H6DBJ	20	GY	TXL	2003343C1	3595621C1	1702	3	SWS_N_REQ		
YL6DB	20	GY	TXL	3549418C1	3595620C1	1702	3	SWS_N_REQ		
YN6DB	20	GY	TXL	3549418C1	3595620C1	1702	3	SWS_N_REQ		
YB6DB	20	GY	TXL	3549418C1	3595620C1	1702	3	SWS_N_REQ		
3H77BJ	20	LTGN	TXL	2003343C1	3595621C1	1702	4	SWS_N_REQ		
YL77B	20	LTGN	TXL	3549418C1	3595620C1	1702	4	SWS_N_REQ		
YN77B	20	LTGN	TXL	3549418C1	3595620C1	1702	4	SWS_N_REQ		
YB77B	20	LTGN	TXL	3549418C1	3595620C1	1702	4	SWS_N_REQ		
AU28B	18	TN	TXL	2003343C1	3595621C1	1702	5	SWS_N_REQ		
WM13ARA	18	PK	TXL	2003343C1	3595621C1	1702	5	SWS_N_REQ		
JE28	18	TN	GXL	3549418C1	3595620C1	1702	5	SWS_N_REQ		
KE28	18	TN	GXL	3549418C1	3595620C1	1702	5	SWS_N_REQ		
KE28	18	TN	TXL	3549418C1	3595620C1	1702	5	SWS_N_REQ		
BJ92R2J	18	TN	TXL	2003343C1	3595621C1	1702	6	SWS_N_REQ		
BK92R2J	18	TN	TXL	2003343C1	3595621C1	1702	6	SWS_N_REQ		
BP71	16	OR	TXL	3574285C1	3595621C1	1702	6	SWS_N_REQ		
EY71BA	16	OR	TXL	3574285C1	3595621C1	1702	6	SWS_N_REQ		
KP71L	18	OR	TXL	3549418C1	3595620C1	1702	6	SWS_N_REQ		
KT71C	18	LTBL	TXL	3549418C1	3595620C1	1702	6	SWS_N_REQ		
KW71A	16	OR	GXL	3549417C1	3595620C1	1702	6	SWS_N_REQ		
PF71A	18	TN	GXL	3549418C1	3595620C1	1702	6	SWS_N_REQ		
SC92#14S	18	OR	TXL	3549418C1	3595620C1	1702	6	SWS_N_REQ		
SD92#14S	18	OR	TXL	3549418C1	3595620C1	1702	6	SWS_N_REQ		
KP71L	18	OR	TXL	3549418C1	3595620C1	1702	6	SWS_N_REQ		
KT71C	18	LTBL	TXL	3549418C1	3595620C1	1702	6	SWS_N_REQ		
KW71A	16	OR	GXL	3549417C1	3595620C1	1702	6	SWS_N_REQ		
3T92#16S	18	TN	TXL	2003343C1	3595621C1	1702	7	SWS_N_REQ	3662518C1	
BJ92T1J	18	TN	TXL	2003343C1	3595621C1	1702	7	SWS_N_REQ		
BK92R1J	18	TN	TXL	2003343C1	3595621C1	1702	7	SWS_N_REQ		
BP71BJ	16	OR	TXL	3574285C1	3595621C1	1702	7	SWS_N_REQ		
EY71BJ	16	OR	TXL	3574285C1	3595621C1	1702	7	SWS_N_REQ		
GM92#16S	18	TN	TXL	2003343C1	3595621C1	1702	7	SWS_N_REQ		
KG71K	18	LTBL	TXL	3549418C1	3595620C1	1702	7	SWS_N_REQ		
KW71B	16	OR	GXL	3549417C1	3595620C1	1702	7	SWS_N_REQ		
PF71B	16	OR	GXL	3549417C1	3595620C1	1702	7	SWS_N_REQ		
TD92#16S	18	TN	TXL	3549418C1	3595620C1	1702	7	SWS_N_REQ		
XV92#16S	18	TN	TXL	3549418C1	3595620C1	1702	7	SWS_N_REQ		
KL71K	18	LTBL	TXL	3549418C1	3595620C1	1702	7	SWS_N_REQ		
KV92#16S	18	TN	TXL	3549418C1	3595620C1	1702	7	SWS_N_REQ		
KW71B	16	OR	GXL	3549417C1	3595620C1	1702	7	SWS_N_REQ		
AZ13AJ	16	PK	GXL	3574285C1	3595621C1	1702	8	SWS_N_REQ		
GY92#163	16	PK	TXL	3574285C1	3595621C1	1702	8	SWS_N_REQ		
KG13A	18	PK	TXL	3549418C1	3595620C1	1702	8	SWS_N_REQ		
KH13A	14	PK	GXL	3549417C1	3595620C1	1702	8	SWS_N_REQ		
TD92#163	18	TN	TXL	3549418C1	3595620C1	1702	8	SWS_N_REQ		
XV92#163	18	TN	TXL	3549418C1	3595620C1	1702	8	SWS_N_REQ		
KH13A	14	PK	GXL	3549417C1	3595620C1	1702	8	SWS_N_REQ		
KL13A	16	PK	TXL	3549417C1	3595620C1	1702	8	SWS_N_REQ		
KV92#163	18	TN	TXL	3549418C1	3595620C1	1702	8	SWS_N_REQ		
WM10ARA	18	WH	TXL	3574289C1	3595621C1	1702	9	SWS_N_REQ		
1A77J	16	LTGN	GXL	3574285C1	3595621C1	1702	10	SWS_N_REQ		
AA77J	16	LTGN	GXL	3574285C1	3595621C1	1702	10	SWS_N_REQ	3756746C1	
KA77	16	LTGN	GXL	3549417C1	3595620C1	1702	10	SWS_N_REQ		
KA77	16	LTGN	TXL	3549417C1	3595620C1	1702	10	SWS_N_REQ		
2HSR(+)	18	YL	TXL	2003343C1	3595621C1	1702	11	SWS_N_REQ		
2JSR(+)	18	YL	TXL	2003343C1	3595621C1	1702	11	SWS_N_REQ		
2LSR(+)	18	YL	TXL	2003343C1	3595621C1	1702	11	SWS_N_REQ		
2M5R(+)	18	YL	TXL	2003343C1	3595621C1	1702	11	SWS_N_REQ		
2W5R(+)	18	YL	TXL	2003343C1	3595621C1	1702	11	SWS_N_REQ		
2YSR(+)	18	YL	TXL	2003343C1	3595621C1	1702	11	SWS_N_REQ		
2ZSR(+)	18	YL	TXL	2003343C1	3595621C1	1702	11	SWS_N_REQ		
3CSR(+)	18	YL	TXL	2003343C1	3595621C1	1702	11	SWS_N_REQ		
3D5R(+)	18	YL	TXL	2003343C1	3595621C1	1702	11	SWS_N_REQ		
3ESR(+)	18	YL	TXL	2003343C1	3595621C1	1702	11	SWS_N_REQ		
3JSR(+)	18	YL	TXL	2003343C1	3595621C1	1702	11	SWS_N_REQ		
3M5R(+)	18	YL	TXL	2003343C1	3595621C1	1702	11	SWS_N_REQ		
3R5R(+)	18	YL	TXL	2003343C1	3595621C1	1702	11	SWS_N_REQ		
3USR(+)	18	YL	TXL	2003343C1	3595621C1	1702	11	SWS_N_REQ		
3W5R(+)	18	YL	TXL	2003343C1	3595621C1	1702	11	SWS_N_REQ		
3ZSR(+)	18	YL	TXL	2003343C1	3595621C1	1702	11	SWS_N_REQ		
4E5R(+)	18	YL	TXL	2003343C1	3595621C1	1702	11	SWS_N_REQ		
4J5R(+)	18	YL	TXL	2003343C1	3595621C1	1702	11	SWS_N_REQ		
4L5R(+)	18	YL	TXL	2003343C1	3595621C1	1702	11	SWS_N_REQ		
4N5R(+)	18	YL	TXL	2003343C1	3595621C1	1702	11	SWS_N_REQ		
6ES7(+)	18	YL	TXL	2003343C1	3595621C1	1702	11	SWS_N_REQ		
9KSR(+)	18	YL	TXL	2003343C1	3595621C1	1702	11	SWS_N_REQ		
9L5R(+)	18	YL	TXL	2003343C1	3595621C1	1702	11	SWS_N_REQ		
9P5R(+)	18	YL	TXL	2003343C1	3595621C1	1702	11	SWS_N_REQ		
9T5R(+)	18	YL	TXL	2003343C1	3595621C1	1702	11	SWS_N_REQ	1667771C1	1667771C1
9V5R(+)	18	YL	TXL	2003343C1	3595621C1	1702	11	SWS_N_REQ		
9W5R(+)	18	YL	TXL	2003343C1	3595621C1	1702	11	SWS_N_REQ		
JC5R(+)	18	YL	TXL	2003343C1	3595621C1	1702	11	SWS_N_REQ		
JD5R(+)	18	YL	TXL	2003343C1	3595621C1	1702	11	SWS_N_REQ		
JF5R(+)	18	YL	TXL	2003343C1	3595621C1	1702	11	SWS_N_REQ		
JG5R(+)	18	YL	TXL	2003343C1	3595621C1	1702	11	SWS_N_REQ		
LC5R(+)	18	YL	TXL	2003343C1	3595621C1	1702	11	SWS_N_REQ		
LD5R(+)	18	YL	TXL	2003343C1	3595621C1	1702	11	SWS_N_REQ		
LE5R(+)	18	YL	TXL	2003343C1	3595621C1	1702	11	SWS_N_REQ		
LF5R(+)	18	YL	TXL	2003343C1	3595621C1	1702	11	SWS_N_REQ		
LS5PJ(+)	18	YL	TXL	2003343C1	3595621C1	1702	11	SWS_N_REQ		
LU5R(+)	18	YL	TXL	2003343C1	3595621C1	1702	11	SWS_N_REQ		
LV5R(+)	18	YL	TXL	2003343C1	3595621C1	1702	11	SWS_N_REQ		
PV5R(+)	18	YL	TXL	2003343C1	3595621C1	1702	11	SWS_N_REQ		

Circuit Number	Gauge	Color	Insulation	Terminal / Splice Number	Connector Part Number	Connector Number	Cavity	Seal/Sleeve	Lock 1	Lock 2
PYSR(+)	18	YL	TXL	2003343C1	3595621C1	1702	11	SWS_N_REQ		
PZSR(+)	18	YL	TXL	2003343C1	3595621C1	1702	11	SWS_N_REQ		
RDSR(+)	18	YL	TXL	2003343C1	3595621C1	1702	11	SWS_N_REQ		
RGSR(+)	18	YL	TXL	2003343C1	3595621C1	1702	11	SWS_N_REQ		
RJSR(+)	18	YL	TXL	2003343C1	3595621C1	1702	11	SWS_N_REQ		
RMSR(+)	18	YL	TXL	2003343C1	3595621C1	1702	11	SWS_N_REQ		
RRSR(+)	18	YL	TXL	2003343C1	3595621C1	1702	11	SWS_N_REQ		
RSSR(+)	18	YL	TXL	2003343C1	3595621C1	1702	11	SWS_N_REQ		
RUSR(+)	18	YL	TXL	2003343C1	3595621C1	1702	11	SWS_N_REQ		
RXSR(+)	18	YL	TXL	2003343C1	3595621C1	1702	11	SWS_N_REQ		
RZSR(+)	18	YL	TXL	2003343C1	3595621C1	1702	11	SWS_N_REQ		
SBSR(+)	18	YL	TXL	2003343C1	3595621C1	1702	11	SWS_N_REQ		
SCSR(+)	18	YL	TXL	2003343C1	3595621C1	1702	11	SWS_N_REQ		
SDSR(+)	18	YL	TXL	2003343C1	3595621C1	1702	11	SWS_N_REQ		
SESR(+)	18	YL	TXL	2003343C1	3595621C1	1702	11	SWS_N_REQ		
SNSR(+)	18	YL	TXL	2003343C1	3595621C1	1702	11	SWS_N_REQ		
SPSR(+)	18	YL	TXL	2003343C1	3595621C1	1702	11	SWS_N_REQ		
SRSR(+)	18	YL	TXL	2003343C1	3595621C1	1702	11	SWS_N_REQ		
VCSR(+)	18	YL	TXL	2003343C1	3595621C1	1702	11	SWS_N_REQ		
VDSR(+)	18	YL	TXL	2003343C1	3595621C1	1702	11	SWS_N_REQ		
VESR(+)	18	YL	TXL	2003343C1	3595621C1	1702	11	SWS_N_REQ		
VFSR(+)	18	YL	TXL	2003343C1	3595621C1	1702	11	SWS_N_REQ		
VGSR(+)	18	YL	TXL	2003343C1	3595621C1	1702	11	SWS_N_REQ		
VHSR(+)	18	YL	TXL	2003343C1	3595621C1	1702	11	SWS_N_REQ		
YXSR(+)	18	YL	TXL	2003343C1	3595621C1	1702	11	SWS_N_REQ		
YZSR(+)	18	YL	TXL	2003343C1	3595621C1	1702	11	SWS_N_REQ		
KFSR(+)	18	YL	TXL	3549418C1	3595620C1	1702	11	SWS_N_REQ		
KGSAD(+)	18	YL	TXL	3549418C1	3595620C1	1702	11	SWS_N_REQ		
KHSR(+)	18	YL	TXL	3549418C1	3595620C1	1702	11	SWS_N_REQ		
XRSR10G	18	YL	TXL	3549418C1	3595620C1	1702	11	SWS_N_REQ		
XZSC10G	18	YL	TXL	3549418C1	3595620C1	1702	11	SWS_N_REQ		
KFSR(+)	18	YL	TXL	3549418C1	3595620C1	1702	11	SWS_N_REQ		
KHSR(+)	18	YL	TXL	3549418C1	3595620C1	1702	11	SWS_N_REQ		
KLSAD(+)	18	YL	TXL	3549418C1	3595620C1	1702	11	SWS_N_REQ		
KVSC12B	18	YL	TXL	3549418C1	3595620C1	1702	11	SWS_N_REQ		
MN92J	18	TN	TXL	2003343C1	3595621C1	1702	12	SWS_N_REQ		
TG92A	18	TN	GXL	3549418C1	3595620C1	1702	12	SWS_N_REQ		
KH92A	18	TN	GXL	3549418C1	3595620C1	1702	12	SWS_N_REQ		
DS31	18	TN	TXL	2003343C1	3595621C1	1702	13	SWS_N_REQ		
KK31	18	TN	GXL	3549418C1	3595620C1	1702	13	SWS_N_REQ		
PC31	18	TN	GXL	3549418C1	3595620C1	1702	13	SWS_N_REQ		
WP31	18	TN	GXL	3549418C1	3595620C1	1702	13	SWS_N_REQ		
KK31	18	TN	GXL	3549418C1	3595620C1	1702	13	SWS_N_REQ		
TA31	18	TN	GXL	3549418C1	3595620C1	1702	13	SWS_N_REQ		
XA31	18	TN	GXL	3549418C1	3595620C1	1702	13	SWS_N_REQ		
FC88J	18	LTGN	TXL	2003343C1	3595621C1	1702	14	SWS_N_REQ		
FD88J	18	LTGN	TXL	2003343C1	3595621C1	1702	14	SWS_N_REQ		
KM88	16	LTGN	GXL	3549417C1	3595620C1	1702	14	SWS_N_REQ		
KM88	16	LTGN	GXL	3549417C1	3595620C1	1702	14	SWS_N_REQ		
KS88	16	LTGN	GXL	3549417C1	3595620C1	1702	14	SWS_N_REQ		
HZ41E	18	TN	TXL	2003343C1	3595621C1	1702	15	SWS_N_REQ		
VL41E	18	TN	TXL	3549418C1	3595620C1	1702	15	SWS_N_REQ		
KC41D	20	WH	TXL	3549418C1	3595620C1	1702	15	SWS_N_REQ		
3B17BA	16	PK	TXL	3574285C1	3595621C1	1702	16	SWS_N_REQ		
AF17B	16	PK	GXL	3574285C1	3595621C1	1702	16	SWS_N_REQ		
GP17BA	16	PK	TXL	3574285C1	3595621C1	1702	16	SWS_N_REQ		
KR17	16	PK	GXL	3549417C1	3595620C1	1702	16	SWS_N_REQ		
LB17	16	PK	GXL	3549417C1	3595620C1	1702	16	SWS_N_REQ		
VS17	16	PK	GXL	3549417C1	3595620C1	1702	16	SWS_N_REQ		
VK17	16	PK	GXL	3549417C1	3595620C1	1702	16	SWS_N_REQ		
VT17	16	PK	GXL	3549417C1	3595620C1	1702	16	SWS_N_REQ		
2HSR(-)	18	GN	TXL	2003343C1	3595621C1	1702	17	SWS_N_REQ		
2JSR(-)	18	GN	TXL	2003343C1	3595621C1	1702	17	SWS_N_REQ		
2LSR(-)	18	GN	TXL	2003343C1	3595621C1	1702	17	SWS_N_REQ	1661264C1	
2MSR(-)	18	GN	TXL	2003343C1	3595621C1	1702	17	SWS_N_REQ		
2WSR(-)	18	GN	TXL	2003343C1	3595621C1	1702	17	SWS_N_REQ		
2YSR(-)	18	GN	TXL	2003343C1	3595621C1	1702	17	SWS_N_REQ		
2ZSR(-)	18	GN	TXL	2003343C1	3595621C1	1702	17	SWS_N_REQ		
3CSR(-)	18	GN	TXL	2003343C1	3595621C1	1702	17	SWS_N_REQ	2006504C1	
3DSR(-)	18	GN	TXL	2003343C1	3595621C1	1702	17	SWS_N_REQ		
3ESR(-)	18	GN	TXL	2003343C1	3595621C1	1702	17	SWS_N_REQ		
3JSR(-)	18	GN	TXL	2003343C1	3595621C1	1702	17	SWS_N_REQ		
3MSR(-)	18	GN	TXL	2003343C1	3595621C1	1702	17	SWS_N_REQ		
3RSR(-)	18	GN	TXL	2003343C1	3595621C1	1702	17	SWS_N_REQ	3538636C1	
3USR(-)	18	GN	TXL	2003343C1	3595621C1	1702	17	SWS_N_REQ		
3WSR(-)	18	GN	TXL	2003343C1	3595621C1	1702	17	SWS_N_REQ		
3ZSR(-)	18	GN	TXL	2003343C1	3595621C1	1702	17	SWS_N_REQ		
4ESR(-)	18	GN	TXL	2003343C1	3595621C1	1702	17	SWS_N_REQ		
4JSR(-)	18	GN	TXL	2003343C1	3595621C1	1702	17	SWS_N_REQ		
4LSR(-)	18	GN	TXL	2003343C1	3595621C1	1702	17	SWS_N_REQ		
4NSR(-)	18	GN	TXL	2003343C1	3595621C1	1702	17	SWS_N_REQ		
6EST(-)	18	GN	TXL	2003343C1	3595621C1	1702	17	SWS_N_REQ		
9KSR(-)	18	GN	TXL	2003343C1	3595621C1	1702	17	SWS_N_REQ		
9LSR(-)	18	GN	TXL	2003343C1	3595621C1	1702	17	SWS_N_REQ		
9PSR(-)	18	GN	TXL	2003343C1	3595621C1	1702	17	SWS_N_REQ		
9TSR(-)	18	GN	TXL	2003343C1	3595621C1	1702	17	SWS_N_REQ	1671608C1	
9VSR(-)	18	GN	TXL	2003343C1	3595621C1	1702	17	SWS_N_REQ		
9WSR(-)	18	GN	TXL	2003343C1	3595621C1	1702	17	SWS_N_REQ		
JCSR(-)	18	GN	TXL	2003343C1	3595621C1	1702	17	SWS_N_REQ		
JDSR(-)	18	GN	TXL	2003343C1	3595621C1	1702	17	SWS_N_REQ		
JFSR(-)	18	GN	TXL	2003343C1	3595621C1	1702	17	SWS_N_REQ		
JGSR(-)	18	GN	TXL	2003343C1	3595621C1	1702	17	SWS_N_REQ		
LCSR(-)	18	GN	TXL	2003343C1	3595621C1	1702	17	SWS_N_REQ		
LDSR(-)	18	GN	TXL	2003343C1	3595621C1	1702	17	SWS_N_REQ		
LESR(-)	18	GN	TXL	2003343C1	3595621C1	1702	17	SWS_N_REQ		
LFSR(-)	18	GN	TXL	2003343C1	3595621C1	1702	17	SWS_N_REQ		
LSSPJ(-)	18	GN	TXL	2003343C1	3595621C1	1702	17	SWS_N_REQ		
LUSR(-)	18	GN	TXL	2003343C1	3595621C1	1702	17	SWS_N_REQ		
LVSR(-)	18	GN	TXL	2003343C1	3595621C1	1702	17	SWS_N_REQ		
PVSR(-)	18	GN	TXL	2003343C1	3595621C1	1702	17	SWS_N_REQ		
PYSR(-)	18	GN	TXL	2003343C1	3595621C1	1702	17	SWS_N_REQ		
PZSR(-)	18	GN	TXL	2003343C1	3595621C1	1702	17	SWS_N_REQ		
RDSR(-)	18	GN	TXL	2003343C1	3595621C1	1702	17	SWS_N_REQ		
RGSR(-)	18	GN	TXL	2003343C1	3595621C1	1702	17	SWS_N_REQ		
RJSR(-)	18	GN	TXL	2003343C1	3595621C1	1702	17	SWS_N_REQ		
RMSR(-)	18	GN	TXL	2003343C1	3595621C1	1702	17	SWS_N_REQ		
RRSR(-)	18	GN	TXL	2003343C1	3595621C1	1702	17	SWS_N_REQ		
RSSR(-)	18	GN	TXL	2003343C1	3595621C1	1702	17	SWS_N_REQ		
RUSR(-)	18	GN	TXL	2003343C1	3595621C1	1702	17	SWS_N_REQ		
RXSR(-)	18	GN	TXL	2003343C1	3595621C1	1702	17	SWS_N_REQ		
RZSR(-)	18	GN	TXL	2003343C1	3595621C1	1702	17	SWS_N_REQ		
SBSR(-)	18	GN	TXL	2003343C1	3595621C1	1702	17	SWS_N_REQ		
SCSR(-)	18	GN	TXL	2003343C1	3595621C1	1702	17	SWS_N_REQ		
SDSR(-)	18	GN	TXL	2003343C1	3595621C1	1702	17	SWS_N_REQ		
SESR(-)	18	GN	TXL	2003343C1	3595621C1	1702	17	SWS_N_REQ		

Circuit Number	Gauge	Color	Insulation	Terminal / Splice Number	Connector Part Number	Connector Number	Cavity	Seal/Sleeve	Lock 1	Lock 2
SN5R(-)	18	GN	TXL	2003343C1	3595621C1	1702	17	SWS_N_REQ		
SP5R(-)	18	GN	TXL	2003343C1	3595621C1	1702	17	SWS_N_REQ		
SR5R(-)	18	GN	TXL	2003343C1	3595621C1	1702	17	SWS_N_REQ		
VC5R(-)	18	GN	TXL	2003343C1	3595621C1	1702	17	SWS_N_REQ		
VD5R(-)	18	GN	TXL	2003343C1	3595621C1	1702	17	SWS_N_REQ		
VE5R(-)	18	GN	TXL	2003343C1	3595621C1	1702	17	SWS_N_REQ		
VF5R(-)	18	GN	TXL	2003343C1	3595621C1	1702	17	SWS_N_REQ		
VG5R(-)	18	GN	TXL	2003343C1	3595621C1	1702	17	SWS_N_REQ		
VH5R(-)	18	GN	TXL	2003343C1	3595621C1	1702	17	SWS_N_REQ		
YX5R(-)	18	GN	TXL	2003343C1	3595621C1	1702	17	SWS_N_REQ		
YZ5R(-)	18	GN	TXL	2003343C1	3595621C1	1702	17	SWS_N_REQ		
KF5R(-)	18	GN	TXL	3549418C1	3595620C1	1702	17	SWS_N_REQ		
KG5AD(-)	18	GN	TXL	3549418C1	3595620C1	1702	17	SWS_N_REQ		
KH5R(-)	18	GN	TXL	3549418C1	3595620C1	1702	17	SWS_N_REQ		
XR5R127	18	GN	TXL	3549418C1	3595620C1	1702	17	SWS_N_REQ		
XZ5C117	18	GN	TXL	3549418C1	3595620C1	1702	17	SWS_N_REQ		
KF5R(-)	18	GN	TXL	3549418C1	3595620C1	1702	17	SWS_N_REQ		
KH5R(-)	18	GN	TXL	3549418C1	3595620C1	1702	17	SWS_N_REQ		
KL5AD(-)	18	GN	TXL	3549418C1	3595620C1	1702	17	SWS_N_REQ		
KV5C108	18	GN	TXL	3549418C1	3595620C1	1702	17	SWS_N_REQ		
H241D	18	TN	TXL	2003343C1	3595621C1	1702	18	SWS_N_REQ		
KD41D	18	WH	TXL	3549418C1	3595620C1	1702	18	SWS_N_REQ		
WA41D	18	WH	TXL	3549418C1	3595620C1	1702	18	SWS_N_REQ		
WC41D	18	WH	TXL	3549418C1	3595620C1	1702	18	SWS_N_REQ		
KC41EA	18	TN	TXL	3549418C1	3595620C1	1702	18	SWS_N_REQ		
AZ92-GCJ	18	WH	TXL	2003343C1	3595621C1	1702	19	SWS_N_REQ		
GY92#134	18	TN	TXL	2003343C1	3595621C1	1702	19	SWS_N_REQ		
KG17-GA	18	WH	TXL	3549418C1	3595620C1	1702	19	SWS_N_REQ		
KH17-GC	18	PK	GXL	3549418C1	3595620C1	1702	19	SWS_N_REQ		
TD92#134	18	TN	TXL	3549418C1	3595620C1	1702	19	SWS_N_REQ		
XV92#134	18	TN	TXL	3549418C1	3595620C1	1702	19	SWS_N_REQ		
KH17-GC	18	WH	GXL	3549418C1	3595620C1	1702	19	SWS_N_REQ		
KL17-GA	18	TN	TXL	3549418C1	3595620C1	1702	19	SWS_N_REQ		
KV92#134	18	TN	TXL	3549418C1	3595620C1	1702	19	SWS_N_REQ		
AZ92BJ	18	TN	TXL	2003343C1	3595621C1	1702	20	SWS_N_REQ		
GY92#141	18	TN	TXL	2003343C1	3595621C1	1702	20	SWS_N_REQ		
KG17A	18	PK	TXL	3549418C1	3595620C1	1702	20	SWS_N_REQ		
KH17B	18	PK	GXL	3549418C1	3595620C1	1702	20	SWS_N_REQ		
TD92#141	18	TN	TXL	3549418C1	3595620C1	1702	20	SWS_N_REQ		
XV92#141	18	TN	TXL	3549418C1	3595620C1	1702	20	SWS_N_REQ		
KH17B	18	PK	GXL	3549418C1	3595620C1	1702	20	SWS_N_REQ		
KL17A	18	DKBL	TXL	3549418C1	3595620C1	1702	20	SWS_N_REQ		
KV92#141	18	TN	TXL	3549418C1	3595620C1	1702	20	SWS_N_REQ		
2T92ZBJ	18	TN	TXL	2003343C1	3595621C1	1702	21	SWS_N_REQ		
AF17C	16	PK	GXL	3574285C1	3595621C1	1702	21	SWS_N_REQ		
MD92#103J	18	TN	TXL	2003343C1	3595621C1	1702	21	SWS_N_REQ		
KG92A	18	TN	TXL	3549418C1	3595620C1	1702	21	SWS_N_REQ		
KH17C	16	PK	TXL	3549417C1	3595620C1	1702	21	SWS_N_REQ		
TW92C103	18	YL	TXL	3549418C1	3595620C1	1702	21	SWS_N_REQ		
KH17C	18	PK	GXL	3549418C1	3595620C1	1702	21	SWS_N_REQ		
KL92A	18	TN	TXL	3549418C1	3595620C1	1702	21	SWS_N_REQ		
1A97CJ	18	VT	TXL	2003343C1	3595621C1	1702	22	SWS_N_REQ		
AA97CJ	18	VT	TXL	2003343C1	3595621C1	1702	22	SWS_N_REQ		
KA97C	18	VT	TXL	3549418C1	3595620C1	1702	22	SWS_N_REQ		
TJ97C	20	VT	TXL	3549418C1	3595620C1	1702	22	SWS_N_REQ		
TK97C	20	VT	TXL	3549418C1	3595620C1	1702	22	SWS_N_REQ		
1A97BJ	18	VT	TXL	2003343C1	3595621C1	1702	23	SWS_N_REQ		
AA97BJ	18	VT	TXL	2003343C1	3595621C1	1702	23	SWS_N_REQ		
KA97B	18	VT	TXL	3549418C1	3595620C1	1702	23	SWS_N_REQ		
TJ97B	20	VT	TXL	3549418C1	3595620C1	1702	23	SWS_N_REQ		
TK97B	20	VT	TXL	3549418C1	3595620C1	1702	23	SWS_N_REQ		
1A99D	18	VT	TXL	2003343C1	3595621C1	1702	24	SWS_N_REQ		
AA99D	18	VT	TXL	2003343C1	3595621C1	1702	24	SWS_N_REQ		
KA97M	18	VT	TXL	3549418C1	3595620C1	1702	24	SWS_N_REQ		
KA97M	20	VT	TXL	3549418C1	3595620C1	1702	24	SWS_N_REQ		
MD92#117J	18	TN	TXL	2003343C1	3595621C1	1702	25	SWS_N_REQ		
SC92#117	18	TN	TXL	3549418C1	3595620C1	1702	25	SWS_N_REQ		
SD92#117	18	TN	TXL	3549418C1	3595620C1	1702	25	SWS_N_REQ		
SJ92DN	18	TN	GXL	3549418C1	3595620C1	1702	25	SWS_N_REQ		
SJ92A3	18	TN	TXL	3549418C1	3595620C1	1702	26	SWS_N_REQ		
SJ92A11	16	TN	GXL	3549417C1	3595620C1	1702	27	SWS_N_REQ		
1A99BJ	18	VT	TXL	2003343C1	3595621C1	1702	28	SWS_N_REQ		
AA99BJ	18	VT	TXL	2003343C1	3595621C1	1702	28	SWS_N_REQ		
KA99B	18	VT	TXL	3549418C1	3595620C1	1702	28	SWS_N_REQ		
TJ99B	20	VT	TXL	3549418C1	3595620C1	1702	28	SWS_N_REQ		
TK99B	20	VT	TXL	3549418C1	3595620C1	1702	28	SWS_N_REQ		
1A97N	18	VT	TXL	2003343C1	3595621C1	1702	29	SWS_N_REQ		
AA97N	18	VT	TXL	2003343C1	3595621C1	1702	29	SWS_N_REQ		
KA97N	18	VT	TXL	3549418C1	3595620C1	1702	29	SWS_N_REQ		
KA97N	20	VT	TXL	3549418C1	3595620C1	1702	29	SWS_N_REQ		
1A97M	18	VT	TXL	2003343C1	3595621C1	1702	30	SWS_N_REQ		
AA97M	18	VT	TXL	2003343C1	3595621C1	1702	30	SWS_N_REQ		
KA97P	18	TN	TXL	3549418C1	3595620C1	1702	30	SWS_N_REQ		
GM99D	18	VT	GXL	3549418C1	3595620C1	1702	30	SWS_N_REQ		
GN99D	18	VT	GXL	3549418C1	3595620C1	1702	30	SWS_N_REQ		
DT104ALJ	16	DKBL	TXL	3574285C1	3595621C1	1702	32	SWS_N_REQ		
KY97S	18	VT	GXL	3549418C1	3595620C1	1702	32	SWS_N_REQ		
PY97S	18	VT	GXL	3549418C1	3595620C1	1702	32	SWS_N_REQ		
WV97S	18	VT	GXL	3549418C1	3595620C1	1702	32	SWS_N_REQ		
DT104-GAJ	16	WH	TXL	3574285C1	3595621C1	1702	33	SWS_N_REQ		
KY97J	18	VT	GXL	3549418C1	3595620C1	1702	33	SWS_N_REQ		
PY97J	18	VT	GXL	3549418C1	3595620C1	1702	33	SWS_N_REQ		
WV97J	18	VT	GXL	3549418C1	3595620C1	1702	33	SWS_N_REQ		
HA30BJ	16	TN	TXL	3574288C1	3595621C1	1702	34	SWS_N_REQ		
WN30BC	16	TN	GXL	3549416C1	3595620C1	1702	34	SWS_N_REQ		
BF70D1	18	OR	TXL	2003343C1	3595621C1	1702	35	SWS_N_REQ		
KH3BA(+)	18	DKBL	GXL	3549418C1	3595620C1	1702	35	SWS_N_REQ		
KH3BC(+)	18	DKBL	GXL	3549418C1	3595620C1	1702	35	SWS_N_REQ		
BF70EJ	18	OR	TXL	2003343C1	3595621C1	1702	36	SWS_N_REQ		
KH3BA(-)	18	GY	GXL	3549418C1	3595620C1	1702	36	SWS_N_REQ		
KH3BC(-)	18	GY	GXL	3549418C1	3595620C1	1702	36	SWS_N_REQ		
EH97FA	16	VT	TXL	3574285C1	3595621C1	1702	37	SWS_N_REQ		
KA13	18	PK	TXL	3549418C1	3595620C1	1702	37	SWS_N_REQ		
KA13B	18	PK	TXL	3549418C1	3595620C1	1702	37	SWS_N_REQ		
6D13F	16	PK	TXL	3574285C1	3595621C1	1702	38	SWS_N_REQ		
KL47T	18	GY	TXL	3549418C1	3595620C1	1702	38	SWS_N_REQ		
MN92AJ	18	GY	TXL	2003343C1	3595621C1	1702	40	SWS_N_REQ		
TG92B	18	TN	GXL	3549418C1	3595620C1	1702	40	SWS_N_REQ		
KH92B	18	TN	GXL	3549418C1	3595620C1	1702	40	SWS_N_REQ		
BA88AJ	18	LTGN	TXL	2003343C1	3595621C1	1702	41	SWS_N_REQ		
FE88AJ	18	LTGN	TXL	2003343C1	3595621C1	1702	41	SWS_N_REQ		
KN88A	16	LTGN	GXL	3549417C1	3595620C1	1702	41	SWS_N_REQ		
SJ92A18A	16	TN	GXL	3549417C1	3595620C1	1702	41	SWS_N_REQ		
KN88A	18	VT	GXL	3549418C1	3595620C1	1702	41	SWS_N_REQ		
3H77BAJ	18	LTGN	TXL	3574289C1	3595621C1	1702	42	SWS_N_REQ		

Circuit Number	Gauge	Color	Insulation	Terminal / Splice Number	Connector Part Number	Connector Number	Cavity	Seal/Sleeve	Lock 1	Lock 2
YL77C	20	LTGN	TXL	3574277C1	3595620C1	1702	42	SWS_N_REQ		
YN77C	20	LTGN	TXL	3574277C1	3595620C1	1702	42	SWS_N_REQ		
YB77C	20	LTGN	TXL	3574277C1	3595620C1	1702	42	SWS_N_REQ		
2LSL(-)	20	GN	193	4062808C1	4062806C1	1776	7	N/A		
2WSL(-)	20	GN	193	4062808C1	4062806C1	1776	7	N/A		
2YSL(-)	20	GN	193	4062808C1	4062806C1	1776	7	N/A		
2ZSL(-)	20	GN	193	4062808C1	4062806C1	1776	7	N/A		
3DSL(-)	20	GN	193	4062808C1	4062806C1	1776	7	N/A		
3ESL(-)	20	GN	193	4062808C1	4062806C1	1776	7	N/A		
3JSL(-)	20	GN	193	4062808C1	4062806C1	1776	7	N/A		
3MSL(-)	20	GN	193	4062808C1	4062806C1	1776	7	N/A		
3ZSL(-)	20	GN	193	4062808C1	4062806C1	1776	7	N/A		
4JSL(-)	20	GN	193	4062808C1	4062806C1	1776	7	N/A		
4NSL(-)	20	GN	193	4062808C1	4062806C1	1776	7	N/A		
9LSL(-)	20	GN	193	4062808C1	4062806C1	1776	7	N/A		
9VSL(-)	20	GN	193	4062808C1	4062806C1	1776	7	N/A		
9WSL(-)	20	GN	193	4062808C1	4062806C1	1776	7	N/A		
JCSL(-)	20	GN	193	4062808C1	4062806C1	1776	7	N/A		
JDSL(-)	20	GN	193	4062808C1	4062806C1	1776	7	N/A		
LTSD(-)	20	GN	193	4062808C1	4062806C1	1776	7	N/A		
RDSL(-)	20	GN	193	4062808C1	4062806C1	1776	7	N/A		
RJSL(-)	20	GN	193	4062808C1	4062806C1	1776	7	N/A		
RMSL(-)	20	GN	193	4062808C1	4062806C1	1776	7	N/A		
RRSL(-)	20	GN	193	4062808C1	4062806C1	1776	7	N/A		
RSSL(-)	20	GN	193	4062808C1	4062806C1	1776	7	N/A		
RXSL(-)	20	GN	193	4062808C1	4062806C1	1776	7	N/A		
SBSL(-)	20	GN	193	4062808C1	4062806C1	1776	7	N/A		
SCSL(-)	20	GN	193	4062808C1	4062806C1	1776	7	N/A		
LM971G	20	PK	TXL	4062808C1	4062806C1	1776	8	N/A		
LM97-G	20	WH	TXL	4062808C1	4062806C1	1776	9	N/A		
2LSL(+)	20	YL	193	4062808C1	4062806C1	1776	15	N/A		
2WSL(+)	20	YL	193	4062808C1	4062806C1	1776	15	N/A		
2YSL(+)	20	YL	193	4062808C1	4062806C1	1776	15	N/A		
2ZSL(+)	20	YL	193	4062808C1	4062806C1	1776	15	N/A		
3DSL(+)	20	YL	193	4062808C1	4062806C1	1776	15	N/A		
3ESL(+)	20	YL	193	4062808C1	4062806C1	1776	15	N/A		
3JSL(+)	20	YL	193	4062808C1	4062806C1	1776	15	N/A		
3MSL(+)	20	YL	193	4062808C1	4062806C1	1776	15	N/A		
3ZSL(+)	20	YL	193	4062808C1	4062806C1	1776	15	N/A		
4JSL(+)	20	YL	193	4062808C1	4062806C1	1776	15	N/A		
4NSL(+)	20	YL	193	4062808C1	4062806C1	1776	15	N/A		
9LSL(+)	20	YL	193	4062808C1	4062806C1	1776	15	N/A		
9VSL(+)	20	YL	193	4062808C1	4062806C1	1776	15	N/A		
9WSL(+)	20	YL	193	4062808C1	4062806C1	1776	15	N/A		
JCSL(+)	20	YL	193	4062808C1	4062806C1	1776	15	N/A		
JDSL(+)	20	YL	193	4062808C1	4062806C1	1776	15	N/A		
LTSD(+)	20	YL	193	4062808C1	4062806C1	1776	15	N/A		
RDSL(+)	20	YL	193	4062808C1	4062806C1	1776	15	N/A		
RJSL(+)	20	YL	193	4062808C1	4062806C1	1776	15	N/A		
RMSL(+)	20	YL	193	4062808C1	4062806C1	1776	15	N/A		
RRSL(+)	20	YL	193	4062808C1	4062806C1	1776	15	N/A		
RSSL(+)	20	YL	193	4062808C1	4062806C1	1776	15	N/A		
RXSL(+)	20	YL	193	4062808C1	4062806C1	1776	15	N/A		
SBSL(+)	20	YL	193	4062808C1	4062806C1	1776	15	N/A		
SCSL(+)	20	YL	193	4062808C1	4062806C1	1776	15	N/A		
LM97B	20	RD	TXL	4062808C1	4062806C1	1776	18	N/A		
[LM97A]	NONE	-	NON	V-TERM	PAS1(1)	1777	1	N/A		
[LM97A]	NONE	-	NON	V-TERM	PAS1(1)	1778	1	N/A		
1A56B	20	OR	TXL	3544883C1	3553649C1	1800	A1	N/A		
AA56B	20	OR	TXL	3544883C1	3553649C1	1800	A1	N/A	1661874C1	
1AS7B	20	OR	TXL	3544883C1	3553649C1	1800	A2	N/A		
AAS7B	20	OR	TXL	3544883C1	3553649C1	1800	A2	N/A		
1A87-GA	18	WH	TXL	3544876C1	3553649C1	1800	A3	N/A		
AA87-GA	18	WH	TXL	3544876C1	3553649C1	1800	A3	N/A		
1A9	18	GY	GXL	3544876C1	3553649C1	1800	A4	N/A		
AA9	18	GY	GXL	3544876C1	3553649C1	1800	A4	N/A		
1A87E	18	GY	TXL	3544876C1	3553649C1	1800	A5	N/A		
AA87E	18	GY	TXL	3544876C1	3553649C1	1800	A5	N/A		
GX94MN	18	GY	TXL	3544876C1	3553649C1	1800	A6	N/A		
1AS2D	20	YL	TXL	3544883C1	3553649C1	1800	A7	N/A		
AAS2D	20	YL	TXL	3544883C1	3553649C1	1800	A7	N/A		
1A102A	20	YL	TXL	3544883C1	3553649C1	1800	A8	N/A		
AA102A	20	YL	TXL	3544883C1	3553649C1	1800	A8	N/A		
1A82C	20	GY	TXL	3544883C1	3553649C1	1800	B1	N/A		
AA82C	20	GY	TXL	3544883C1	3553649C1	1800	B1	N/A		
1A85A	20	GY	TXL	3544883C1	3553649C1	1800	B10	N/A		
AA85A	20	GY	TXL	3544883C1	3553649C1	1800	B10	N/A		
1A150	20	GY	TXL	3544883C1	3553649C1	1800	B11	N/A		
AA150	20	GY	TXL	3544883C1	3553649C1	1800	B11	N/A		
MS86A	20	GY	TXL	3544883C1	3553649C1	1800	B12	N/A		
1A40A	20	GY	TXL	3544883C1	3553649C1	1800	B2	N/A		
AA40A	20	GY	TXL	3544883C1	3553649C1	1800	B2	N/A		
1A6	20	GY	TXL	3544883C1	3553649C1	1800	B3	N/A	1661892C1	1661892C1
AA6	20	GY	TXL	3544883C1	3553649C1	1800	B3	N/A		
1A97B	18	VT	TXL	3544884C1	3553649C1	1800	B4	N/A		
AA97B	18	VT	TXL	3544884C1	3553649C1	1800	B4	N/A		
1A97MA	18	VT	TXL	3544884C1	3553649C1	1800	B5	N/A		
AA97MA	18	VT	TXL	3544884C1	3553649C1	1800	B5	N/A		
1A97NA	18	VT	TXL	3544884C1	3553649C1	1800	B6	N/A		
AA97NA	18	VT	TXL	3544884C1	3553649C1	1800	B6	N/A		
1A448B	20	GY	TXL	3544883C1	3553649C1	1800	B7	N/A		
AA448B	20	GY	TXL	3544883C1	3553649C1	1800	B7	N/A		
ZS70A	20	OR	TXL	3544883C1	3553649C1	1800	B8	N/A		
1A70	20	OR	TXL	3544883C1	3553649C1	1800	B9	N/A		
AA70	20	OR	TXL	3544883C1	3553649C1	1800	B9	N/A		
1A82B	20	GY	TXL	3544883C1	3553649C1	1800	C1	N/A		
AA82B	20	GY	TXL	3544883C1	3553649C1	1800	C1	N/A		
XZ94SZ	16	GY	TXL	3544884C1	3553649C1	1800	C10	N/A		
DT97A	18	VT	TXL	3544884C1	3553649C1	1800	C11	N/A		
1A40	20	GY	TXL	3544883C1	3553649C1	1800	C12	N/A		
AA40	20	GY	TXL	3544883C1	3553649C1	1800	C12	N/A		
DV40B	20	GY	TXL	3544883C1	3553649C1	1800	C2	N/A		
XZ94SV	16	GY	TXL	3544884C1	3553649C1	1800	C3	N/A		
1A99B	18	VT	TXL	3544884C1	3553649C1	1800	C4	N/A		
AA99B	18	VT	TXL	3544884C1	3553649C1	1800	C4	N/A		
1A97C	18	VT	TXL	3544884C1	3553649C1	1800	C5	N/A		
AA97C	18	VT	TXL	3544884C1	3553649C1	1800	C5	N/A		
1A99DA	18	VT	TXL	3544884C1	3553649C1	1800	C6	N/A		
AA99DA	18	VT	TXL	3544884C1	3553649C1	1800	C6	N/A		
1A82A	20	GY	TXL	3544883C1	3553649C1	1800	C9	N/A		
AA82A	20	GY	TXL	3544883C1	3553649C1	1800	C9	N/A		
BF70E	18	OR	TXL	3544884C1	3553649C1	1800	D1	N/A		
CF70E	18	OR	TXL	3544884C1	3553649C1	1800	D1	N/A		
CG70E	18	OR	TXL	3544884C1	3553649C1	1800	D1	N/A		
BF70D	18	OR	TXL	3544884C1	3553649C1	1800	D2	N/A		

Circuit Number	Gauge	Color	Insulation	Terminal / Splice Number	Connector Part Number	Connector Number	Cavity	Seal/Sleeve	Lock 1	Lock 2
CF70D	18	GY	TXL	3544884C1	3553649C1	1800	D2	N/A		
CG70D	18	OR	TXL	3544884C1	3553649C1	1800	D2	N/A		
1A62DD	18	DKBL	TXL	3544876C1	3553649C1	1800	D3	N/A	3534158C1	3540454C1
AA62DD	18	DKBL	TXL	3544876C1	3553649C1	1800	D3	N/A		
GX94-GCC	18	WH	TXL	3544876C1	3553649C1	1800	D5	N/A		
XZ94SE	18	GY	TXL	3544876C1	3553649C1	1800	D5	N/A		
GX94BY	18	GY	TXL	3544876C1	3553649C1	1800	D6	N/A		
XZ94SF	16	GY	TXL	3544876C1	3553649C1	1800	D6	N/A		
NE17AC	18	PK	TXL	3544884C1	3553649C1	1800	D7	N/A		
DT17B	18	PK	TXL	3544884C1	3553649C1	1800	D8	N/A		
BA56B	18	OR	TXL	3571717C1	3539212C1	1801	1	N/A		
BA57B	18	OR	TXL	3571717C1	3539212C1	1801	2	N/A		
BA52B	18	YL	TXL	3571717C1	3539212C1	1801	3	N/A		
BA102A	18	YL	TXL	3571717C1	3539212C1	1801	4	N/A		
BA82C	18	GY	TXL	3571717C1	3539212C1	1801	5	N/A		
BN87-G	18	WH	TXL	3571717C1	3539212C1	1801	6	N/A		
BJ11-GA	18	WH	GXL	3571717C1	3539212C1	1801	6	N/A		
BM87-G	18	WH	TXL	3571717C1	3539212C1	1801	6	N/A		
BN87-G	18	WH	TXL	3571717C1	3539212C1	1801	6	N/A		
BP87-G	18	WH	TXL	3571717C1	3539212C1	1801	6	N/A		
BR11-GA	18	WH	GXL	3571717C1	3539212C1	1801	6	N/A		
BH9D	18	GY	TXL	3571717C1	3539212C1	1801	7	N/A		
BJ9D	18	GY	TXL	3571717C1	3539212C1	1801	7	N/A		
BM9D	18	GY	TXL	3571717C1	3539212C1	1801	7	N/A		
BN9D	18	GY	TXL	3571717C1	3539212C1	1801	7	N/A		
BP9D	18	GY	TXL	3571717C1	3539212C1	1801	7	N/A		
BR9D	18	GY	TXL	3571717C1	3539212C1	1801	7	N/A		
BA82A	18	GY	TXL	3571717C1	3539212C1	1801	8	N/A		
BA82B	18	GY	TXL	3571717C1	3539212C1	1801	11	N/A		
BA87E	18	GY	TXL	3571717C1	3539212C1	1801	12	N/A		
BH97	20	GY	TXL	3608497C1	3608496C1	1802	1	N/A		
BM97	20	GY	TXL	3608497C1	3608496C1	1802	1	N/A		
BN97	20	GY	TXL	3608497C1	3608496C1	1802	1	N/A		
BP97	20	GY	TXL	3608497C1	3608496C1	1802	1	N/A		
BH100	20	GY	TXL	3608497C1	3608496C1	1802	2	N/A		
BM100	20	GY	TXL	3608497C1	3608496C1	1802	2	N/A		
BN100	20	GY	TXL	3608497C1	3608496C1	1802	2	N/A		
BP100	20	GY	TXL	3608497C1	3608496C1	1802	2	N/A		
BH85A	20	GY	TXL	3608497C1	3608496C1	1802	3	N/A		
BM85A	20	GY	TXL	3608497C1	3608496C1	1802	3	N/A		
BN85A	20	GY	TXL	3608497C1	3608496C1	1802	3	N/A		
BP85A	20	GY	TXL	3608497C1	3608496C1	1802	3	N/A		
BH9C	18	GY	TXL	3608497C1	3608496C1	1802	4	N/A		
BM9C	18	GY	TXL	3608497C1	3608496C1	1802	4	N/A		
BN9C	18	GY	TXL	3608497C1	3608496C1	1802	4	N/A		
BP9C	18	GY	TXL	3608497C1	3608496C1	1802	4	N/A		
BH62DD	20	DKBL	TXL	3608497C1	3608496C1	1802	5	N/A		
BM62DD	20	DKBL	TXL	3608497C1	3608496C1	1802	5	N/A		
BN62DD	20	DKBL	TXL	3608497C1	3608496C1	1802	5	N/A		
BP62DD	20	DKBL	TXL	3608497C1	3608496C1	1802	5	N/A		
BH62-GDD	18	WH	TXL	3608497C1	3608496C1	1802	6	N/A		
BM62-GDD	18	WH	TXL	3608497C1	3608496C1	1802	6	N/A		
BN62-GDD	18	WH	TXL	3608497C1	3608496C1	1802	6	N/A		
BP62-GDD	18	WH	TXL	3608497C1	3608496C1	1802	6	N/A		
BH9E	18	GY	GXL	1651943C1	1678137C1	1803	A	N/A		
BJ9E	18	GY	GXL	1651943C1	1678137C1	1803	A	N/A		
BM9E	18	GY	GXL	1651943C1	1678137C1	1803	A	N/A		
BN9E	18	GY	GXL	1651943C1	1678137C1	1803	A	N/A		
BP9E	18	GY	GXL	1651943C1	1678137C1	1803	A	N/A		
BR9E	18	GY	GXL	1651943C1	1678137C1	1803	A	N/A		
BA6A	18	GY	GXL	1651943C1	1678137C1	1803	B	N/A		
BA40	18	GY	GXL	1651943C1	1678137C1	1803	C	N/A		
BH9F	18	GY	GXL	1651943C1	1678137C1	1804	A	N/A		
BJ9F	18	GY	GXL	1651943C1	1678137C1	1804	A	N/A		
BM9F	18	GY	GXL	1651943C1	1678137C1	1804	A	N/A		
BN9F	18	GY	GXL	1651943C1	1678137C1	1804	A	N/A		
BP9F	18	GY	GXL	1651943C1	1678137C1	1804	A	N/A		
BR9F	18	GY	GXL	1651943C1	1678137C1	1804	A	N/A		
BA6B	18	GY	GXL	1651943C1	1678137C1	1804	B	N/A		
BA40A	18	GY	GXL	1651943C1	1678137C1	1804	C	N/A		
BH9H	18	GY	GXL	1651943C1	1678137C1	1805	A	N/A		
BJ9H	18	GY	GXL	1651943C1	1678137C1	1805	A	N/A		
BM9H	18	GY	GXL	1651943C1	1678137C1	1805	A	N/A		
BN9H	18	GY	GXL	1651943C1	1678137C1	1805	A	N/A		
BP9H	18	GY	GXL	1651943C1	1678137C1	1805	A	N/A		
BR9H	18	GY	GXL	1651943C1	1678137C1	1805	A	N/A		
BA6C	18	GY	GXL	1651943C1	1678137C1	1805	B	N/A		
BA40B	18	GY	GXL	1651943C1	1678137C1	1805	C	N/A		
BA70	18	OR	GXL	1661875C1	1661777C1	1806	C	N/A		
BH9K	18	GY	GXL	1661875C1	1661777C1	1806	D	N/A		
BJ9K	18	GY	GXL	1661875C1	1661777C1	1806	D	N/A		
BM9K	18	GY	GXL	1661875C1	1661777C1	1806	D	N/A		
BN9K	18	GY	GXL	1661875C1	1661777C1	1806	D	N/A		
BP9K	18	GY	GXL	1661875C1	1661777C1	1806	D	N/A		
BR9K	18	GY	GXL	1661875C1	1661777C1	1806	D	N/A		
BJ97	20	GY	TXL	3544254C1	3547870C1	1807	A	N/A		
BR97	20	GY	TXL	3544254C1	3547870C1	1807	A	N/A		
BJ85A	20	GY	TXL	3544254C1	3547870C1	1807	B	N/A		
BR85A	20	GY	TXL	3544254C1	3547870C1	1807	B	N/A		
BJ62DD	20	DKBL	TXL	3544254C1	3547870C1	1807	C	N/A		
BR62DD	20	DKBL	TXL	3544254C1	3547870C1	1807	C	N/A		
BJ9C	18	GY	TXL	1661261C1	3547870C1	1807	D	N/A		
BR9C	18	GY	TXL	1661261C1	3547870C1	1807	D	N/A		
BA44	18	GY	GXL	1661875C1	1661777C1	1808	C	N/A		
BH9J	18	GY	GXL	1661875C1	1661777C1	1808	D	N/A		
BJ9J	18	GY	GXL	1661875C1	1661777C1	1808	D	N/A		
BM9J	18	GY	GXL	1661875C1	1661777C1	1808	D	N/A		
BN9J	18	GY	GXL	1661875C1	1661777C1	1808	D	N/A		
BP9J	18	GY	GXL	1661875C1	1661777C1	1808	D	N/A		
BR9J	18	GY	GXL	1661875C1	1661777C1	1808	D	N/A		
BD99B	18	VT/WH	GXL	2036586C1	1673744C1	1809	1	N/A		
BD97B	18	VT	GXL	2036586C1	1673744C1	1809	2	N/A		
BD97C	18	VT/BK	GXL	2036586C1	1673744C1	1809	3	N/A		
BD99D	18	VT/WH	GXL	2036586C1	1673744C1	1809	4	N/A		
BD97N	18	VT	GXL	2036586C1	1673744C1	1809	5	N/A		
BD97M	18	VT/BK	GXL	2036586C1	1673744C1	1809	6	N/A		
BC70A	18	OR	GXL	1661875C1	1661777C1	1810	C	N/A		
BM70A	18	OR	GXL	1661875C1	1661777C1	1810	C	N/A		
BN70A	18	OR	GXL	1661875C1	1661777C1	1810	C	N/A		
BC9N	18	GY	GXL	1661875C1	1661777C1	1810	D	N/A		
BM9N	18	GY	GXL	1661875C1	1661777C1	1810	D	N/A		
BN9N	18	GY	GXL	1661875C1	1661777C1	1810	D	N/A		
BN17A	18	PK	GXL	1667742C1	3540757C1	1811	A	N/A		
BP17A	18	PK	GXL	1667742C1	3540757C1	1811	A	N/A		
BR17A	18	PK	GXL	1667742C1	3540757C1	1811	A	N/A		

Circuit Number	Gauge	Color	Insulation	Terminal / Splice Number	Connector Part Number	Connector Number	Cavity	Seal/Sleeve	Lock 1	Lock 2
BN17AA	18	PK	GXL	1667742C1	3540757C1	1811	B	N/A		
BP17AA	18	PK	GXL	1667742C1	3540757C1	1811	B	N/A		
BR17AA	18	PK	GXL	1667742C1	3540757C1	1811	B	N/A		
BN97A	18	VT	GXL	1667742C1	3540757C1	1811	C	N/A		
BP97A	18	VT	GXL	1667742C1	3540757C1	1811	C	N/A		
BR97A	18	VT	GXL	1667742C1	3540757C1	1811	C	N/A		
BN9M	18	GY	GXL	1667742C1	3540757C1	1811	D	N/A		
BP9M	18	GY	GXL	1667742C1	3540757C1	1811	D	N/A		
BR9M	18	GY	GXL	1667742C1	3540757C1	1811	D	N/A		
BB70E	18	OR	GXL	1661875C1	1661777C1	1812	C	N/A		
BB70D	18	GY	GXL	1661875C1	1661777C1	1812	D	N/A		
GE44G	18	GY	TXL	1661875C1	1661777C1	1814	C	3568570C1		
GE44A	20	GY	TXL	1661875C1	1661777C1	1814	D	3568570C1		
BG94SN	20	GY	TXL	3534481C1	1667529C1	1820	A	N/A		
BG94SP	20	GY	TXL	3534481C1	1667529C1	1820	B	N/A		
BG94SR	20	GY	TXL	3534481C1	1667529C1	1820	C	N/A		
BG94SS	20	GY	TXL	3534481C1	1667529C1	1820	D	N/A		
BE94SC	20	GY	TXL	3601801C1	3601800C1	1821	1	N/A		
BE94SA	20	GY	TXL	3601801C1	3601800C1	1821	2	N/A		
BE94SB	20	GY	TXL	3601801C1	3601800C1	1821	3	N/A		
BE94SD	20	GY	TXL	3601801C1	3601800C1	1821	4	N/A		
BE94SZA	18	GY	GXL	1651943C1	1678137C1	1822	A	N/A		
BE94SVA	18	GY	GXL	1651943C1	1678137C1	1822	B	N/A		
BE94SE	18	GY	GXL	1651943C1	1678137C1	1822	C	N/A		
BE94SZB	18	GY	GXL	1651943C1	1678137C1	1823	A	N/A		
BE94SVB	18	GY	GXL	1651943C1	1678137C1	1823	B	N/A		
BE94SF	18	GY	GXL	1651943C1	1678137C1	1823	C	N/A		
A86N	14	LTGN	GXL	3517476C1	3517473C1	1861	A	N/A		
A86-GB	14	WH	GXL	3517476C1	3517473C1	1861	B	N/A		
VA95W	18	TN	TXL	3561584C1	3590390C1	1874	1	3536867C1		
KJ95W	20	TN	GXL	3536865C1	3590390C1	1874	1	3536867C1		
VA95-GF	18	WH	TXL	3561584C1	3590390C1	1874	2	3536867C1		
KJ95-GF	20	WH	GXL	3536865C1	3590390C1	1874	2	3536867C1		
CB84A	14	LTGN	TXL	3534165C1	3613000C1	1901	A	N/A		
CB84-GBB	14	WH	TXL	3534165C1	3613000C1	1901	C	N/A		
AD86C	14	LTGN	TXL	3566715C1	1661196C1	1902	A	N/A		
AE86C1	14	LTGN	TXL	3566715C1	1661196C1	1902	A	N/A		
AD11-GCC	14	WH	TXL	3566715C1	1661196C1	1902	B	N/A		
AE11-GCD	14	WH	TXL	3566715C1	1661196C1	1902	B	N/A	3558056C1	
CA84	14	LTGN	TXL	3534165C1	4094648C1	1903	A	N/A		
CB84	14	LTGN	TXL	3534165C1	4094648C1	1903	A	N/A		
CL84A	14	LTGN	TXL	3534165C1	4094648C1	1903	A	N/A		
CA84-GAF	14	WH	TXL	3534165C1	4094648C1	1903	C	N/A		
CB84-GAF	14	WH	TXL	3534165C1	4094648C1	1903	C	N/A		
CL84-GAF	14	WH	TXL	3534165C1	4094648C1	1903	C	N/A		
CA11-GUA	20	WH	TXL	3598294C1	3768147C1	1904	1	N/A		
CB11-GUA	20	WH	TXL	3598294C1	3768147C1	1904	1	N/A		
CL11-GUA	20	WH	TXL	3598294C1	3768147C1	1904	1	N/A	1661890C1	
CA13UA	20	PK	TXL	3598294C1	3768147C1	1904	2	N/A		
CB13UA	20	PK	TXL	3598294C1	3768147C1	1904	2	N/A	2031874C1	
CL13UA	20	PK	TXL	3598294C1	3768147C1	1904	2	N/A		
CB11-GUB	20	WH	TXL	3598294C1	3768147C1	1905	1	N/A		
CB13UB	20	PK	TXL	3598294C1	3768147C1	1905	2	N/A		
CW58C	16	BN	TXL	1661262C1	1661891C1	1906	A	N/A		
CWS8-GBG	16	WH	TXL	1661262C1	1661891C1	1906	B	N/A		
EL63JA	18	DKBL	TXL	1661261C1	1661259C1	1907	A	N/A		
MP63JA	18	DKBL	TXL	1661261C1	1661259C1	1907	A	N/A		
BC63-GAJ	18	WH	TXL	1661261C1	1661259C1	1907	B	N/A		
CT86H	18	LTGN	TXL	1661212C1	2005836C1	1916	A	N/A		
MB86H	18	LTGN	TXL	1661212C1	2005836C1	1916	A	N/A		
CT86J	18	LTGN	TXL	1661212C1	2005836C1	1916	B	N/A		
MB86J	18	LTGN	TXL	1661212C1	2005836C1	1916	B	N/A		
CT86HA	18	LTGN	TXL	1661212C1	2005836C1	1916	C	N/A		
MB86HA	18	LTGN	TXL	1661212C1	2005836C1	1916	C	N/A		
CT86JA	18	LTGN	TXL	1661212C1	2005836C1	1916	D	N/A		
MB86JA	18	LTGN	TXL	1661212C1	2005836C1	1916	D	N/A		
CT86-GD1	18	WH	TXL	1661212C1	2005836C1	1916	E	N/A		
MB86-GD1	18	WH	TXL	1661212C1	2005836C1	1916	E	N/A		
CT86HB	18	LTGN	TXL	1661212C1	2005836C1	1916	F	N/A		
MB86HB	18	LTGN	TXL	1661212C1	2005836C1	1916	F	N/A		
CT86JB	18	LTGN	TXL	1661212C1	2005836C1	1916	G	N/A		
MB86JB	18	LTGN	TXL	1661212C1	2005836C1	1916	G	N/A		
CT86RCD	18	LTGN	TXL	1661212C1	1661197C1	1917	A	N/A		
MB86RCD	18	LTGN	TXL	1661212C1	1661197C1	1917	A	N/A		
CT86-GD2	18	WH	TXL	1661212C1	1661197C1	1917	B	N/A		
MB86-GD2	18	WH	TXL	1661212C1	1661197C1	1917	B	N/A		
CT14ED	18	RD	TXL	1661212C1	1661199C1	1918	A	N/A		
CT13EE	18	PK	TXL	1661212C1	1661199C1	1918	B	N/A		
CT11-GBE	16	WH	TXL	1661212C1	1661199C1	1918	C	N/A		
CT86RCD	18	LTGN	TXL	1661212C1	2005836C1	1919	A	N/A		
CT11-GMW	20	WH	TXL	3539945C1	2005836C1	1919	B	N/A		
CT3BD(+)	18	DKBL	TXL	1661212C1	2005836C1	1919	C	N/A		
CT3BD(-)	18	GY	TXL	1661212C1	2005836C1	1919	D	N/A		
CT86-GND	18	WH	TXL	1661212C1	2005836C1	1919	E	N/A		
CT86HA	18	LTGN	TXL	1661212C1	2005836C1	1919	F	N/A		
CT86JA	18	LTGN	TXL	1661212C1	2005836C1	1919	G	N/A		
MI3BD(+)	18	DKBL	TXL	1661875C1	2011340C1	1920	A	3568570C1		
MI3BD(-)	18	GY	TXL	1661875C1	2011340C1	1920	B	3568570C1		
CK14ED	18	RD	TXL	1661875C1	2011340C1	1920	C	3568570C1		
CK11-GBE	18	WH	TXL	1661875C1	2011340C1	1920	D	3568570C1		
CK13EE	18	PK	TXL	1661875C1	2011340C1	1920	E	3568570C1		
MJ11-GMW	20	WH	GXL	1661875C1	2011340C1	1920	F	1661872C1		
CN98J	18	BK	TXL	587578C1	587565C91	1921	A	3517771C1		
ZY98-GBE	18	WH	TXL	1661262C1	1661260C1	1924	A	N/A		
ZY98J	18	BK	TXL	1661262C1	1661260C1	1924	B	N/A		
HC10S-GAP	18	WH	TXL	587578C1	587567C91	1925	A	3517771C1		
HC10S	18	LTGN	TXL	587578C1	587567C91	1925	B	3517771C1		
SE13BA	18	PK	TXL	1661208C1	3544677C1	1926	A	N/A		
SE11-GAR	18	WH	TXL	1661208C1	3544677C1	1926	B	N/A		
SE5V(+)	18	YL	TXL	1661208C1	3544677C1	1926	C	N/A	3554019C1	
SE5V(-)	18	GN	TXL	1661208C1	3544677C1	1926	D	N/A		
5.00E+179	18	WH	TXL	1661208C1	3544677C1	1926	E	N/A	1667771C1	
EW11-GR	14	WH	TXL	1680205C1	3572899C1	1930	2	N/A		
EW5E(+)	18	YL	TXL	3757932C1	3572899C1	1930	3	N/A		
EW5E(-)	18	GN	TXL	3757932C1	3572899C1	1930	4	N/A		
EW20	16	LTGN	GXL	1680205C1	3572899C1	1930	6	N/A		
DW11-GZ	16	WH	TXL	3545087C1	4105318C1	1932	2	N/A		
DW13Z	16	PK	TXL	3545087C1	4105318C1	1932	3	N/A		
DW14Z	16	RD	TXL	3545087C1	4105318C1	1932	4	N/A		
DL14ED	18	RD	GXL	1661875C1	2011340C1	1939	C	1661872C1		
DL11-GBH	18	WH	TXL	1661875C1	2011340C1	1939	D	3568570C1		
DL13EE	18	PK	TXL	1661875C1	2011340C1	1939	E	3568570C1		
GB14SAG	12	LTGN	TXL	N/A	BLUNT_SL_V	1940	A	N/A		
GF14SAD	12	LTGN	TXL	N/A	BLUNT_SL_V	1940	A	N/A		
CE14SBD	12	LTGN	TXL	N/A	BLUNT_SL_V	1941	A	N/A	1667771C1	

Circuit Number	Gauge	Color	Insulation	Terminal / Splice Number	Connector Part Number	Connector Number	Cavity	Seal/Sleeve	Lock 1	Lock 2
6L11COG3	18	WH	TXL	1661262C1	1661891C1	1942	A	N/A	1661873C1	
6L232-T2	20	YL	TXL	3534481C1	1661891C1	1942	B	N/A	1671608C1	
6L232-R2	20	LTGN	TXL	3534481C1	1661891C1	1942	C	N/A	1667771C1	1667771C1
6A11COG2	18	WH	TXL	1661262C1	1661891C1	1943	A	N/A		
6A232-T1	20	YL	TXL	3534481C1	1661891C1	1943	B	N/A		
6A232-R1	20	LTGN	TXL	3534481C1	1661891C1	1943	C	N/A	1684263C1	
6W232-R3	20	LTGN	TXL	3613771C1	6114576C1	1944	1	N/A	1661874C1	
2HSPJ(+)	18	YL	TXL	3613771C1	6114576C1	1944	2	N/A		
2J5F(+)	18	YL	TXL	3613771C1	6114576C1	1944	2	N/A		
2LST(+)	18	YL	TXL	3613771C1	6114576C1	1944	2	N/A		
2MSK(+)	18	YL	TXL	3613771C1	6114576C1	1944	2	N/A		
2NSK(+)	18	YL	TXL	3613771C1	6114576C1	1944	2	N/A		
2YSK(+)	18	YL	TXL	3613771C1	6114576C1	1944	2	N/A		
2ZST(+)	18	YL	TXL	3613771C1	6114576C1	1944	2	N/A		
3CSM(+)	18	YL	TXL	3613771C1	6114576C1	1944	2	N/A		
3ESPJ(+)	18	YL	TXL	3613771C1	6114576C1	1944	2	N/A		
3J5V(+)	18	YL	TXL	3613771C1	6114576C1	1944	2	N/A		
3RSL(+)	18	YL	TXL	3613771C1	6114576C1	1944	2	N/A		
3U5F(+)	18	YL	TXL	3613771C1	6114576C1	1944	2	N/A		
3W5V(+)	18	YL	TXL	3613771C1	6114576C1	1944	2	N/A		
4E5F(+)	18	YL	TXL	3613771C1	6114576C1	1944	2	N/A		
4J5T(+)	18	YL	TXL	3613771C1	6114576C1	1944	2	N/A		
4L5K(+)	18	YL	TXL	3613771C1	6114576C1	1944	2	N/A		
4N5K(+)	18	YL	TXL	3613771C1	6114576C1	1944	2	N/A		
6E5K(+)	18	YL	TXL	3613771C1	6114576C1	1944	2	N/A		
LW5FE(+)	18	YL	TXL	3613771C1	6114576C1	1944	2	N/A		
SK5J(+)	18	YL	TXL	3613771C1	6114576C1	1944	2	N/A		
ZR5A(+)	18	YL	TXL	3613771C1	6114576C1	1944	2	N/A		
VC5PJ(+)	18	YL	TXL	3613771C1	6114576C1	1944	4	N/A		
VD5PJ(+)	18	YL	TXL	3613771C1	6114576C1	1944	4	N/A		
VE5PJ(+)	18	YL	TXL	3613771C1	6114576C1	1944	4	N/A		
VG5PJ(+)	18	YL	TXL	3613771C1	6114576C1	1944	4	N/A		
KZ98J	18	BK	TXL	3613771C1	6114576C1	1944	5	N/A		
FA13EF	16	RD	TXL	3613770C1	6114576C1	1944	7	N/A		
ZR13A	18	PK	TXL	3613771C1	6114576C1	1944	7	N/A		
FA11-GBG	16	WH	TXL	3613770C1	6114576C1	1944	8	N/A		
ZR11-G	20	WH	TXL	3613771C1	6114576C1	1944	8	N/A		
2HSPJ(-)	18	GN	TXL	3613771C1	6114576C1	1944	9	N/A		
2J5F(-)	18	GN	TXL	3613771C1	6114576C1	1944	9	N/A		
2LST(-)	18	GN	TXL	3613771C1	6114576C1	1944	9	N/A		
2MSK(-)	18	GN	TXL	3613771C1	6114576C1	1944	9	N/A		
2NSK(-)	18	GN	TXL	3613771C1	6114576C1	1944	9	N/A		
2YSK(-)	18	GN	TXL	3613771C1	6114576C1	1944	9	N/A		
2ZST(-)	18	GN	TXL	3613771C1	6114576C1	1944	9	N/A	1661890C1	
3CSM(-)	18	GN	TXL	3613771C1	6114576C1	1944	9	N/A		
3ESPJ(-)	18	GN	TXL	3613771C1	6114576C1	1944	9	N/A		
3J5V(-)	18	GN	TXL	3613771C1	6114576C1	1944	9	N/A		
3RSL(-)	18	GN	TXL	3613771C1	6114576C1	1944	9	N/A		
3U5F(-)	18	GN	TXL	3613771C1	6114576C1	1944	9	N/A	3765547C1	3765565C1
3W5V(-)	18	GN	TXL	3613771C1	6114576C1	1944	9	N/A		
4E5F(-)	18	GN	TXL	3613771C1	6114576C1	1944	9	N/A		
4J5T(-)	18	GN	TXL	3613771C1	6114576C1	1944	9	N/A		
4L5K(-)	18	GN	TXL	3613771C1	6114576C1	1944	9	N/A		
4N5K(-)	18	GN	TXL	3613771C1	6114576C1	1944	9	N/A		
6E5K(-)	18	GN	TXL	3613771C1	6114576C1	1944	9	N/A		
LW5FE(-)	18	GN	TXL	3613771C1	6114576C1	1944	9	N/A		
SK5J(-)	18	GN	TXL	3613771C1	6114576C1	1944	9	N/A		
ZR5A(-)	18	GN	TXL	3613771C1	6114576C1	1944	9	N/A		
6W232-T3	20	YL	TXL	3613771C1	6114576C1	1944	10	N/A	3554019C1	
VC5PJ(-)	18	GN	TXL	3613771C1	6114576C1	1944	11	N/A		
VD5PJ(-)	18	GN	TXL	3613771C1	6114576C1	1944	11	N/A		
VE5PJ(-)	18	GN	TXL	3613771C1	6114576C1	1944	11	N/A		
VG5PJ(-)	18	GN	TXL	3613771C1	6114576C1	1944	11	N/A		
KZ98-GBC	18	WH	TXL	3613771C1	6114576C1	1944	12	N/A		
6W11COG4	18	WH	TXL	3613771C1	6114576C1	1944	13	N/A	2039342C1	
FA14EG	16	RD	TXL	3613770C1	6114576C1	1944	14	N/A		
ZR14A	18	RD	TXL	3613771C1	6114576C1	1944	14	N/A		
6A11COG2	18	WH	TXL	1661261C1	1661889C1	1945	A	N/A		
6L11COG3	18	WH	TXL	1661261C1	1661889C1	1945	A	N/A	1661874C1	
6A232-T1	20	YL	TXL	3544254C1	1661889C1	1945	B	N/A		
6L232-T2	20	YL	TXL	3544254C1	1661889C1	1945	B	N/A		
6A232-R1	20	LTGN	TXL	3544254C1	1661889C1	1945	C	N/A		
6L232-R2	20	LTGN	TXL	3544254C1	1661889C1	1945	C	N/A	1667771C1	
6W11COG4	18	WH	TXL	1661262C1	1661891C1	1946	A	N/A	1664408C1	
6W232-T3	20	YL	TXL	3534481C1	1661891C1	1946	B	N/A	3540454C1	3551897C1
6W232-R3	20	LTGN	TXL	3534481C1	1661891C1	1946	C	N/A	1661874C1	
4Z12A	18	LTBL	TXL	3613771C1	6114576C1	1947	1	N/A		
4Z5A(+)	18	YL	TXL	3613771C1	6114576C1	1947	2	N/A		
4Z13A	18	PK	TXL	3613771C1	6114576C1	1947	7	N/A		
4Z11-G	20	WH	TXL	3613771C1	6114576C1	1947	8	N/A		
4Z5A(-)	18	GN	TXL	3613771C1	6114576C1	1947	9	N/A		
4Z14A	18	RD	TXL	3613771C1	6114576C1	1947	14	N/A		
JY14E	20	RD	TXL	3673333C1	3704182C1	1950	2	N/A		
JY13E	20	PK	TXL	3673333C1	3704182C1	1950	4	N/A		
JY11-GC	20	WH	TXL	3673333C1	3704182C1	1950	6	N/A		
JE5(+)	20	YL	193	3673333C1	3704182C1	1950	8	N/A		
JT5(+)	20	YL	193	3673333C1	3704182C1	1950	8	N/A		
JE5(-)	20	GN	193	3673333C1	3704182C1	1950	9	N/A		
JT5(-)	20	GN	193	3673333C1	3704182C1	1950	9	N/A		
JY91	20	VT	TXL	3673333C1	3704182C1	1950	16	N/A		
JY13F	18	PK	TXL	3673333C1	3704144C1	1951	1	N/A		
JY91	20	VT	TXL	3673333C1	3704144C1	1951	2	N/A		
JY14BC	18	RD	TXL	3673333C1	3704144C1	1951	3	N/A		
JY11-GD	18	WH	TXL	3673333C1	3704144C1	1951	4	N/A		
CG14SD	18	RD	TXL	1661875C1	3538635C1	1970	A	3568570C1		
CP14ED	18	RD	TXL	1661875C1	3538635C1	1970	A	3568570C1		
KL14A	18	RD	GXL	1661875C1	3538635C1	1970	A	1661872C1		
PH14ED	18	RD	TXL	1661875C1	3538635C1	1970	A	3568570C1		
RH14ED	18	RD	GXL	1661875C1	3538635C1	1970	A	1661872C1		
CG13SD	18	PK	TXL	1661875C1	3538635C1	1970	B	3568570C1		
CP13EE	18	PK	TXL	1661875C1	3538635C1	1970	B	3568570C1		
KL13B	18	PK	TXL	1661875C1	3538635C1	1970	B	3568570C1		
PH13EE	18	PK	TXL	1661875C1	3538635C1	1970	B	3568570C1		
RH13EE	18	PK	TXL	1661875C1	3538635C1	1970	B	3568570C1		
CG98A(-)	18	DKBL	TXL	1661875C1	3538635C1	1970	C	3568570C1	1661890C1	
CP3BD(-)	18	GY	TXL	1661875C1	3538635C1	1970	C	3568570C1		
PH3BD(-)	18	GY	TXL	1661875C1	3538635C1	1970	C	3568570C1		
RH3BD(-)	18	GY	TXL	1661875C1	3538635C1	1970	C	3568570C1		
CG98A(+)	18	GY	TXL	1661875C1	3538635C1	1970	D	3568570C1		
CP3BD(+)	18	DKBL	TXL	1661875C1	3538635C1	1970	D	3568570C1		
PH3BD(+)	18	DKBL	TXL	1661875C1	3538635C1	1970	D	3568570C1		
RH3BD(+)	18	DKBL	TXL	1661875C1	3538635C1	1970	D	3568570C1		
CP11-GMW	20	WH	GXL	1661875C1	3538635C1	1970	E	1661872C1		
CR98J	18	BK	TXL	1661875C1	3538635C1	1970	F	3568570C1		
PH11-GBE	18	WH	TXL	1661875C1	3538635C1	1970	F	3568570C1		

Circuit Number	Gauge	Color	Insulation	Terminal / Splice Number	Connector Part Number	Connector Number	Cavity	Seal/Sleeve	Lock 1	Lock 2
CG70E	18	OR	TXL	1661875C1	3538635C1	1970	J	3568570C1		
CG50S	18	YL	TXL	1661875C1	3538635C1	1970	K	3568570C1	1661263C1	3540454C1
67EN	16	TN	TXL	1661261C1	3540612C1	1978	A	N/A		
67EN	16	TN	TXL	1661261C1	3540612C1	1978	A	N/A		
67NA	16	TN	TXL	1661261C1	3540612C1	1978	B	N/A		
67NA	16	PL	TXL	1661261C1	3540612C1	1978	B	N/A		
13COG	16	PK	TXL	1661261C1	3540612C1	1978	C	N/A		
13COG	16	PK	TXL	1661261C1	3540612C1	1978	C	N/A		
13COG	16	PK	TXL	1661261C1	3540612C1	1978	C	N/A		
13COG	16	PK	TXL	1661261C1	3540612C1	1978	C	N/A		
13COG	16	PK	TXL	1661261C1	3540612C1	1978	C	N/A		
13COG	16	PK	TXL	1661261C1	3540612C1	1978	C	N/A		
11COG	18	WH	TXL	1661261C1	3540612C1	1978	D	N/A		
11COG	16	WH	TXL	1661261C1	3540612C1	1978	D	N/A		
11COG	18	WH	TXL	1661261C1	3540612C1	1978	D	N/A		
11COG	18	WH	TXL	1661261C1	3540612C1	1978	D	N/A		
11COG	18	WH	TXL	1661261C1	3540612C1	1978	D	N/A		
11COG	18	WH	TXL	1661261C1	3540612C1	1978	D	N/A		
5DA(-)	18	GN	TXL	1661261C1	3540612C1	1978	E	N/A		
5DA(-)	18	GN	TXL	1661261C1	3540612C1	1978	E	N/A		
56A2	16	OR	TXL	1661261C1	3540612C1	1978	E	N/A		
5DA(-)	18	GN	TXL	1661261C1	3540612C1	1978	E	N/A		
5DA(+)	18	YL	TXL	1661261C1	3540612C1	1978	F	N/A		
5DA(+)	18	YL	TXL	1661261C1	3540612C1	1978	F	N/A		
57A4	16	OR	TXL	1661261C1	3540612C1	1978	F	N/A		
5DA(+)	18	YL	TXL	1661261C1	3540612C1	1978	F	N/A		
67COG	20	GY	TXL	3544254C1	3540612C1	1978	G	N/A		
67COG	18	WH	TXL	1661261C1	3540612C1	1978	G	N/A		
67COG	20	GY	TXL	3544254C1	3540612C1	1978	G	N/A		
67COG	18	GY	TXL	1661261C1	3540612C1	1978	G	N/A		
67COG	20	GY	TXL	3544254C1	3540612C1	1978	G	N/A		
14CSB	16	RD	TXL	1661261C1	3540612C1	1978	H	N/A		
14CSB	16	RD	TXL	1661261C1	3540612C1	1978	H	N/A		
14CSB	16	RD	TXL	1661261C1	3540612C1	1978	H	N/A		
14CSB	16	RD	TXL	1661261C1	3540612C1	1978	H	N/A		
5CA(-)	18	GN	TXL	1661261C1	3540612C1	1978	J	N/A		
5CA(-)	18	GN	TXL	1661261C1	3540612C1	1978	J	N/A		
5CA(-)	18	GN	TXL	1661261C1	3540612C1	1978	J	N/A		
5CA(-)	18	GN	TXL	1661261C1	3540612C1	1978	J	N/A		
5CA(-)	18	GN	TXL	1661261C1	3540612C1	1978	J	N/A		
5CA(-)	18	GN	TXL	1661261C1	3540612C1	1978	J	N/A		
5CA(+)	18	YL	TXL	1661261C1	3540612C1	1978	K	N/A		
5CA(+)	18	YL	TXL	1661261C1	3540612C1	1978	K	N/A		
5CA(+)	18	YL	TXL	1661261C1	3540612C1	1978	K	N/A		
5CA(+)	18	YL	TXL	1661261C1	3540612C1	1978	K	N/A		
5CA(+)	18	YL	TXL	1661261C1	3540612C1	1978	K	N/A		
5CA(+)	18	YL	TXL	1661261C1	3540612C1	1978	K	N/A		
14CSB3	20	RD	TXL	3535805C1	3831401C1	1979	1	N/A		
14CSB3	20	RD	TXL	3535805C1	3831401C1	1979	1	N/A		
14CSB3	20	RD	TXL	3535805C1	3831401C1	1979	1	N/A		
YELLOWLR	20	YL	TXL	3535805C1	3831401C1	1979	2	N/A		
YELLOW	20	YL	TXL	3535805C1	3831401C1	1979	2	N/A		
YELLOW	20	YL	TXL	3535805C1	3831401C1	1979	2	N/A		
232-TX	20	YL	TXL	3535805C1	3831401C1	1979	3	N/A		
232-TX	20	YL	TXL	3535805C1	3831401C1	1979	3	N/A		
232-TX	20	YL	TXL	3535805C1	3831401C1	1979	3	N/A		
232-RX	20	LTGN	TXL	3535805C1	3831401C1	1979	4	N/A		
232-RX	20	LTGN	TXL	3535805C1	3831401C1	1979	4	N/A		
232-RX	20	LTGN	TXL	3535805C1	3831401C1	1979	4	N/A		
5CC(+)	20	YL	193	3535805C1	3831401C1	1979	5	N/A		
5CC(+)	20	YL	193	3535805C1	3831401C1	1979	5	N/A		
5CC(+)	20	YL	193	3535805C1	3831401C1	1979	5	N/A		
5CC(-)	20	GN	193	3535805C1	3831401C1	1979	6	N/A		
5CC(-)	20	GN	193	3535805C1	3831401C1	1979	6	N/A		
5CC(-)	20	GN	193	3535805C1	3831401C1	1979	6	N/A		
67COG	20	GY	TXL	3535805C1	3831401C1	1979	7	N/A		
67COG	20	GY	TXL	3535805C1	3831401C1	1979	7	N/A		
67COG	20	GY	TXL	3535805C1	3831401C1	1979	7	N/A		
13COG3	20	PK	TXL	3535805C1	3831401C1	1979	9	N/A		
13COG3	20	PK	TXL	3535805C1	3831401C1	1979	9	N/A		
13COG3	20	PK	TXL	3535805C1	3831401C1	1979	9	N/A		
GREENL	20	LTGN	TXL	3535805C1	3831401C1	1979	10	N/A		
GREENL	20	LTGN	TXL	3535805C1	3831401C1	1979	10	N/A		
GREENL	20	LTGN	TXL	3535805C1	3831401C1	1979	10	N/A		
GREENR	20	LTGN	TXL	3535805C1	3831401C1	1979	11	N/A		
GREENR	20	LTGN	TXL	3535805C1	3831401C1	1979	11	N/A		
GREENR	20	LTGN	TXL	3535805C1	3831401C1	1979	11	N/A		
5DC(+)	20	YL	193	3535805C1	3831401C1	1979	12	N/A		
5DC(+)	20	YL	193	3535805C1	3831401C1	1979	12	N/A		
5DC(+)	20	YL	193	3535805C1	3831401C1	1979	12	N/A		
5DC(-)	20	GN	193	3535805C1	3831401C1	1979	13	N/A		
5DC(-)	20	GN	193	3535805C1	3831401C1	1979	13	N/A		
5DC(-)	20	GN	193	3535805C1	3831401C1	1979	13	N/A		
11COG3	20	WH	TXL	3535805C1	3831401C1	1979	16	N/A		
11COG3	20	WH	TXL	3535805C1	3831401C1	1979	16	N/A		
11COG3	20	WH	TXL	3535805C1	3831401C1	1979	16	N/A		
GREENL	18	LTGN	TXL	3539904C1	3710061C1	1979	A1	N/A		
GREENL	18	LTGN	GXL	3522073C1	3710061C1	1979	A1	N/A		
232-TX	18	YL	TXL	3522073C1	3710061C1	1979	A10	N/A		
14CSB	16	RD	TXL	3522073C1	3710061C1	1979	A11	N/A		
5CC(+)	18	YL	TXL	3539904C1	3710061C1	1979	A12	N/A		
5CC(+)	18	YL	TXL	3522073C1	3710061C1	1979	A12	N/A		
GREENR	18	LTGN	TXL	3539904C1	3710061C1	1979	A2	N/A		
GREENR	18	LTGN	GXL	3522073C1	3710061C1	1979	A2	N/A		
56A2	16	OR	TXL	3522073C1	3710061C1	1979	A4	N/A		
67NA	16	TN	TXL	3539904C1	3710061C1	1979	A7	N/A		
67NA	16	PL	TXL	3522073C1	3710061C1	1979	A7	N/A		
13COG	16	PK	TXL	3539904C1	3710061C1	1979	A9	N/A		
13COG	16	PK	TXL	3522073C1	3710061C1	1979	A9	N/A		
YELLOWL	18	YL	TXL	3539904C1	3710061C1	1979	B1	N/A		
YELLOWL	18	YL	GXL	3522073C1	3710061C1	1979	B1	N/A		
232-RX	18	GN	TXL	3522073C1	3710061C1	1979	B11	N/A		
5CC(-)	18	GN	TXL	3539904C1	3710061C1	1979	B12	N/A		
5CC(-)	18	GN	TXL	3522073C1	3710061C1	1979	B12	N/A		
YELLOWR	18	YL	TXL	3539904C1	3710061C1	1979	B2	N/A		
YELLOWR	18	YL	GXL	3522073C1	3710061C1	1979	B2	N/A		
57A4	16	OR	TXL	3522073C1	3710061C1	1979	B4	N/A		
67EN	16	TN	TXL	3539904C1	3710061C1	1979	B7	N/A		
67EN	16	TN	TXL	3522073C1	3710061C1	1979	B7	N/A		
67COG	18	WH	TXL	3539904C1	3710061C1	1979	B8	N/A		
67COG	18	GY	TXL	3522073C1	3710061C1	1979	B8	N/A		
11COG	18	WH	TXL	3539904C1	3710061C1	1979	B9	N/A		
11COG2	18	WH	TXL	3522073C1	3710061C1	1979	B9	N/A		
YJ11-GA	20	WH	GXL	3518961C1	4119705C1	1980	1	N/A		
YJ62DA	20	DKBL	GXL	3518961C1	4119705C1	1980	2	N/A		

Circuit Number	Gauge	Color	Insulation	Terminal / Splice Number	Connector Part Number	Connector Number	Cavity	Seal/Sleeve	Lock 1	Lock 2
YJ11-GB	20	WH	GXL	3518961C1	4119705C1	1980	3	N/A		
YJ62DB	20	DKBL	GXL	3518961C1	4119705C1	1980	4	N/A		
YJ14A	16	RD	TXL	1661209C1	2005835C1	1981	A	N/A		
YJ13A	16	PK	TXL	1661209C1	2005835C1	1981	F	N/A		
YXSH(+)	18	YL	TXL	1651968C1	3755933C1	1982	1	N/A		
YZSH(+)	18	YL	TXL	1651968C1	3755933C1	1982	1	N/A		
YXSH(-)	18	GN	TXL	1651968C1	3755933C1	1982	2	N/A		
YZSH(-)	18	GN	TXL	1651968C1	3755933C1	1982	2	N/A		
YXSPJ(+)	18	YL	TXL	1651968C1	3755933C1	1982	3	N/A		
YZSPJ(+)	18	YL	TXL	1651968C1	3755933C1	1982	3	N/A		
YXSPJ(-)	18	GN	TXL	1651968C1	3755933C1	1982	4	N/A		
YZSPJ(-)	18	GN	TXL	1651968C1	3755933C1	1982	4	N/A		
YKSDB(+)	18	YL	TXL	1651968C1	3755933C1	1982	5	N/A		
YKSDB(-)	18	GN	TXL	1651968C1	3755933C1	1982	6	N/A		
YKSDA(+)	18	YL	TXL	1651968C1	3755933C1	1982	7	N/A		
YKSDA(-)	18	GN	TXL	1651968C1	3755933C1	1982	8	N/A		
YJSB(+)	18	YL	TXL	1651968C1	3755933C1	1982	9	N/A		
YJSB(-)	18	GN	TXL	1651968C1	3755933C1	1982	10	N/A		
YJSD(+)	18	YL	TXL	1651968C1	3755933C1	1982	11	N/A		
YJSD(-)	18	GN	TXL	1651968C1	3755933C1	1982	12	N/A		
YJSC(+)	18	YL	TXL	3535303C1	3683465C1	1983	A	3535424C1		
YJSC(-)	18	GN	TXL	3535303C1	3683465C1	1983	B	3535424C1		
YJSD(+)	18	YL	TXL	3535303C1	3683465C1	1984	A	3535424C1		
YJSD(-)	18	GN	TXL	3535303C1	3683465C1	1984	B	3535424C1		
1A58TB	18	BN	TXL	3544692C1	3544688C1	2000	1	N/A		
AA58TB	18	BN	TXL	3544692C1	3544688C1	2000	1	N/A		
MR86F	18	LTGN	TXL	3544692C1	3544688C1	2000	2	N/A		
MZ86P	18	LTGN	TXL	3544692C1	3544688C1	2000	2	N/A		
NU86P	18	LTGN	TXL	3544692C1	3544688C1	2000	2	N/A		
NP86F	18	LTGN	TXL	3544692C1	3544688C1	2000	2	N/A		
1A63-GA	16	WH	TXL	3544694C1	3544688C1	2000	3	N/A	3540615C1	
AA63-GA	16	WH	TXL	3544694C1	3544688C1	2000	3	N/A		
1A63D	18	DKBL	TXL	3544692C1	3544688C1	2000	4	N/A	1661874C1	
AA63D	18	DKBL	TXL	3544692C1	3544688C1	2000	4	N/A		
1A63BD	18	GY	TXL	3544692C1	3544688C1	2000	5	N/A	3549120C1	
AA63BD	18	GY	TXL	3544692C1	3544688C1	2000	5	N/A		
AM1B0YL	18	LTGN	TXL	3544692C1	3544688C1	2000	6	N/A		
LR88YL	18	LTGN	TXL	3544692C1	3544688C1	2000	6	N/A		
AM186AR	18	LTGN	TXL	3544692C1	3544688C1	2000	7	N/A		
LR86AR	18	LTGN	TXL	3544692C1	3544688C1	2000	7	N/A		
AM186AT	18	LTGN	TXL	3544692C1	3544688C1	2000	8	N/A		
LR86AT	18	LTGN	TXL	3544692C1	3544688C1	2000	8	N/A		
3E5F(-)	18	GN	TXL	3544692C1	3544688C1	2000	9	N/A		
3J5F(-)	18	GN	TXL	3544692C1	3544688C1	2000	9	N/A		
3R5F(-)	18	GN	TXL	3544692C1	3544688C1	2000	9	N/A		
3USPJ(-)	18	GN	TXL	3544692C1	3544688C1	2000	9	N/A		
3WST(-)	18	GN	TXL	3544692C1	3544688C1	2000	9	N/A		
3Z5F(-)	18	GN	TXL	3544692C1	3544688C1	2000	9	N/A		
4E5E(-)	18	GN	TXL	3544692C1	3544688C1	2000	9	N/A		
4J5E(-)	18	GN	TXL	3544692C1	3544688C1	2000	9	N/A		
4L5E(-)	18	GN	TXL	3544692C1	3544688C1	2000	9	N/A		
4N5E(-)	18	GN	TXL	3544692C1	3544688C1	2000	9	N/A		
9T5F(-)	18	GN	TXL	3544692C1	3544688C1	2000	9	N/A		
9W5F(-)	18	GN	TXL	3544692C1	3544688C1	2000	9	N/A		
JC5F(-)	18	GN	TXL	3544692C1	3544688C1	2000	9	N/A		
JD5F(-)	18	GN	TXL	3544692C1	3544688C1	2000	9	N/A		
JF5F(-)	18	GN	TXL	3544692C1	3544688C1	2000	9	N/A		
JG5F(-)	18	GN	TXL	3544692C1	3544688C1	2000	9	N/A		
LV5F(-)	18	GN	TXL	3544692C1	3544688C1	2000	9	N/A		
PV5F(-)	18	GN	TXL	3544692C1	3544688C1	2000	9	N/A		
RR5E(-)	18	GN	TXL	3544692C1	3544688C1	2000	9	N/A		
RX5E(-)	18	GN	TXL	3544692C1	3544688C1	2000	9	N/A		
RZ5E(-)	18	GN	TXL	3544692C1	3544688C1	2000	9	N/A		
SB5F(-)	18	GN	TXL	3544692C1	3544688C1	2000	9	N/A		
SC5F(-)	18	GN	TXL	3544692C1	3544688C1	2000	9	N/A		
SD5F(-)	18	GN	TXL	3544692C1	3544688C1	2000	9	N/A		
SE5E(-)	18	GN	TXL	3544692C1	3544688C1	2000	9	N/A		
SR5F(-)	18	GN	TXL	3544692C1	3544688C1	2000	9	N/A		
VD5F(-)	18	GN	TXL	3544692C1	3544688C1	2000	9	N/A		
VF5F(-)	18	GN	TXL	3544692C1	3544688C1	2000	9	N/A		
VG5F(-)	18	GN	TXL	3544692C1	3544688C1	2000	9	N/A		
VH5F(-)	18	GN	TXL	3544692C1	3544688C1	2000	9	N/A		
YX5F(-)	18	GN	TXL	3544692C1	3544688C1	2000	9	N/A		
YZ5F(-)	18	GN	TXL	3544692C1	3544688C1	2000	9	N/A		
3E5F(+)	18	YL	TXL	3544692C1	3544688C1	2000	10	N/A		
3J5F(+)	18	YL	TXL	3544692C1	3544688C1	2000	10	N/A		
3R5F(+)	18	YL	TXL	3544692C1	3544688C1	2000	10	N/A		
3USPJ(+)	18	YL	TXL	3544692C1	3544688C1	2000	10	N/A		
3WST(+)	18	YL	TXL	3544692C1	3544688C1	2000	10	N/A		
3Z5F(+)	18	YL	TXL	3544692C1	3544688C1	2000	10	N/A		
4E5E(+)	18	YL	TXL	3544692C1	3544688C1	2000	10	N/A		
4J5E(+)	18	YL	TXL	3544692C1	3544688C1	2000	10	N/A		
4L5E(+)	18	YL	TXL	3544692C1	3544688C1	2000	10	N/A		
4N5E(+)	18	YL	TXL	3544692C1	3544688C1	2000	10	N/A		
9T5F(+)	18	YL	TXL	3544692C1	3544688C1	2000	10	N/A		
9W5F(+)	18	YL	TXL	3544692C1	3544688C1	2000	10	N/A		
JC5F(+)	18	YL	TXL	3544692C1	3544688C1	2000	10	N/A		
JD5F(+)	18	YL	TXL	3544692C1	3544688C1	2000	10	N/A		
JF5F(+)	18	YL	TXL	3544692C1	3544688C1	2000	10	N/A		
JG5F(+)	18	YL	TXL	3544692C1	3544688C1	2000	10	N/A		
LV5F(+)	18	YL	TXL	3544692C1	3544688C1	2000	10	N/A		
PV5F(+)	18	YL	TXL	3544692C1	3544688C1	2000	10	N/A		
RR5E(+)	18	YL	TXL	3544692C1	3544688C1	2000	10	N/A		
RX5E(+)	18	YL	TXL	3544692C1	3544688C1	2000	10	N/A		
RZ5E(+)	18	YL	TXL	3544692C1	3544688C1	2000	10	N/A		
SB5F(+)	18	YL	TXL	3544692C1	3544688C1	2000	10	N/A		
SC5F(+)	18	YL	TXL	3544692C1	3544688C1	2000	10	N/A		
SD5F(+)	18	YL	TXL	3544692C1	3544688C1	2000	10	N/A		
SE5E(+)	18	YL	TXL	3544692C1	3544688C1	2000	10	N/A		
SR5F(+)	18	YL	TXL	3544692C1	3544688C1	2000	10	N/A		
VD5F(+)	18	YL	TXL	3544692C1	3544688C1	2000	10	N/A		
VF5F(+)	18	YL	TXL	3544692C1	3544688C1	2000	10	N/A		
VG5F(+)	18	YL	TXL	3544692C1	3544688C1	2000	10	N/A		
VH5F(+)	18	YL	TXL	3544692C1	3544688C1	2000	10	N/A		
YX5F(+)	18	YL	TXL	3544692C1	3544688C1	2000	10	N/A		
YZ5F(+)	18	YL	TXL	3544692C1	3544688C1	2000	10	N/A		
WN30BC	16	TN	GXL	2036586C1	2036584C1	2010	A	N/A		
KZ9AAC	18	GY	GXL	2036586C1	2036584C1	2010	B	N/A		
BX65AB	18	OR	TXL	1661261C1	1661259C1	2200	A	N/A		
BX65-GFA	18	WH	TXL	1661261C1	1661259C1	2200	B	N/A		
BX65AC	18	OR	TXL	1661261C1	1661259C1	2201	A	N/A		
BX65-GFB	18	WH	TXL	1661261C1	1661259C1	2201	B	N/A		
BH12A	18	LTBL	TXL	1661208C1	1669972C1	2223	A	N/A		
BH11-GAL	18	WH	TXL	1661208C1	1669972C1	2223	B	N/A		
RF14AA	20	PK	TXL	3535805C1	3833917C1	2224	1	N/A		

Circuit Number	Gauge	Color	Insulation	Terminal / Splice Number	Connector Part Number	Connector Number	Cavity	Seal/Sleeve	Lock 1	Lock 2
RE10AA	20	WH	TXL	3535805C1	3833917C1	2224	2	N/A		
RC12B	20	LTBL	TXL	3535805C1	3833917C1	2224	3	N/A		
RE10AB	20	WH	TXL	3535805C1	3833917C1	2224	5	N/A		
RE9A	20	GY	TXL	3867325C1	3834322C1	2225	1	N/A		
RN5L(+)	20	YL	193	3867325C1	3834322C1	2225	8	N/A		
RE10AC	20	WH	TXL	3867325C1	3834322C1	2225	10	N/A		
RF86AA	20	LTGN	TXL	3867325C1	3834322C1	2225	11	N/A		
RF86AB	20	LTGN	TXL	3867325C1	3834322C1	2225	12	N/A		
RF86AC	20	LTGN	TXL	3867325C1	3834322C1	2225	13	N/A		
RF86AD	20	LTGN	TXL	3867325C1	3834322C1	2225	14	N/A		
RE10AD	20	WH	TXL	3867325C1	3834322C1	2225	15	N/A		
RN5L(-)	20	GN	193	3867325C1	3834322C1	2225	16	N/A		
B6BDA	18	LTGN	TXL	1661261C1	3535769C1	2300	A	N/A		
B6CEA	18	LTGN	TXL	1661261C1	3535769C1	2300	B	N/A		
DB6M	16	LTGN	GXL	N/A	BLUNT_SL_V	2310	A	SWS_N_REQ		
DB6M	16	LTGN	GXL	N/A	BLUNT_SL_V	2310	A	SWS_N_REQ		
DB6M	16	LTGN	GXL	N/A	BLUNT_SL_V	2310	A	N/A		
C86M	16	LTGN	GXL	N/A	BLUNT_SL_V	2310	A	N/A		
DB6-GG	16	WH	GXL	N/A	BLUNT_SL_V	2311	A	SWS_N_REQ		
DB6-GG	16	WH	GXL	N/A	BLUNT_SL_V	2311	A	SWS_N_REQ		
DB6-GG	16	WH	GXL	N/A	BLUNT_SL_V	2311	A	N/A		
C86-GG	16	WH	GXL	N/A	BLUNT_SL_V	2311	A	N/A		
1A63B	16	DKBL	TXL	3534164C1	3533975C1	2312	A	N/A	3546519C1	
AA63B	16	DKBL	TXL	3534164C1	3533975C1	2312	A	N/A		
1A9BAA	16	GY	TXL	3534164C1	3533975C1	2312	B	N/A		
AA9BAA	16	GY	TXL	3534164C1	3533975C1	2312	B	N/A		
MU86BA	18	LTGN	TXL	3534164C1	3533975C1	2312	C	N/A		
MU86CA	18	LTGN	TXL	3534164C1	3533975C1	2312	D	N/A		
1A63C	16	DKBL	TXL	3534164C1	3533975C1	2313	A	N/A	3672952C1	
AA63C	16	DKBL	TXL	3534164C1	3533975C1	2313	A	N/A		
1A9BAB	16	GY	TXL	3534164C1	3533975C1	2313	B	N/A		
AA9BAB	16	GY	TXL	3534164C1	3533975C1	2313	B	N/A		
MU86DA	18	LTGN	TXL	3534164C1	3533975C1	2313	C	N/A		
MU86EA	18	LTGN	TXL	3534164C1	3533975C1	2313	D	N/A		
C86F	16	LTGN	GXL	3534165C1	3613000C1	2501	A	N/A		
C86-GF1	16	WH	GXL	3534165C1	3613000C1	2501	C	N/A		
YW86A(-)	20	LTGN	TXL	3834457C1	3811207C1	2505	1	3665870C1		
86A(-)	20	LTGN	TXL	3602409C1	3811181C1	2505	1	UNDEF		
YW86A(+)	20	LTGN	TXL	3834457C1	3811207C1	2505	2	3665870C1		
86A(+)	20	LTGN	TXL	3602409C1	3811181C1	2505	2	UNDEF		
EB78G	18	LTGN	GXL	1667742C1	3538634C1	3000	A	1661872C1		
EJ78R	20	LTGN	TXL	1667742C1	3538634C1	3000	A	3568570C1		
FJ78E	18	LTGN	TXL	1667742C1	3538634C1	3000	A	3568570C1		
EB78C	18	LTGN	GXL	1667742C1	3538634C1	3000	B	1661872C1		
EJ78J	20	LTGN	TXL	1667742C1	3538634C1	3000	B	3568570C1		
FJ78D	18	LTGN	TXL	1667742C1	3538634C1	3000	B	3568570C1		
ET41D	18	TN	TXL	1667742C1	3538634C1	3000	C	3568570C1		
ET41E	18	TN	TXL	1667742C1	3538634C1	3000	D	3568570C1		
EL56D	18	OR	GXL	1667742C1	3538634C1	3000	E	1661872C1		
EB78H	20	YL	TXL	1667742C1	3538634C1	3000	F	3568570C1		
EJ78FB	20	LTGN	TXL	1667742C1	3538634C1	3000	F	3568570C1		
FJ78F	18	LTGN	GXL	1667742C1	3538634C1	3000	F	1661872C1		
EA78AA	16	LTGN	TXL	1667742C1	3538634C1	3000	G	1661872C1		
EH78A	18	LTGN	GXL	1667742C1	3538634C1	3000	G	1661872C1		
EJ78A	18	LTGN	GXL	1667742C1	3538634C1	3000	G	1661872C1		
EA78-GF	16	WH	TXL	1667742C1	3538634C1	3000	H	1661872C1		
EH78-GE	16	WH	TXL	1667742C1	3538634C1	3000	H	1661872C1		
EJ78-GB	16	WH	TXL	1667742C1	3538634C1	3000	H	1661872C1		
ED63BB	18	DKBL	TXL	1661261C1	1661259C1	3400	A	N/A		
ED63-G	18	WH	TXL	1661261C1	1661259C1	3400	B	N/A		
63	16	DKBL	GXL	239805R1	239808R1	3500	A	N/A		
9	16	GY	GXL	239805R1	239808R1	3501	A	N/A		
MA11-G	10	WH	GXL	2034790C1		4005	1	2644002R1		
MA11-G	10	WH	GXL	2034790C1		4005	1	2644002R1		
NA11-GA	10	WH	TXL	373756C2		4006	1	2644054R1		
NA11-GB	10	WH	TXL	373756C2		4006	1	2644054R1		
PB11-GA	10	WH	TXL	373756C2		4006	1	2644054R1		
PB11-GB	10	WH	TXL	373756C2		4006	1	2644054R1		
KH11-GA	10	WH	TXL	3866817C1		4007	1	2644005R1		
A14D-FL	8	LTBL	FUS	4074990C1		4007	A	2644054R1		
G594-GC	16	WH	TXL	3549254C1		4081	1	2644033R1		
KA9BYL	20	YL	193	3755838C1	3602454C1	4328	A	N/A		
KA98GN	20	GN	193	3755838C1	3602454C1	4328	B	N/A		
1A82DJ	16	GY	TXL	2033819C1	1661375C2	4500	A	1652325C1		
AA82DJ	16	GY	TXL	2033819C1	1661375C2	4500	A	1652325C1		
1A82JJ	16	GY	TXL	2033819C1	1661375C2	4500	B	1652325C1		
AA82JJ	16	GY	TXL	2033819C1	1661375C2	4500	B	1652325C1		
1A82-GJ	16	WH	TXL	2033819C1	1661375C2	4500	C	1652325C1		
AA82-GJ	16	WH	TXL	2033819C1	1661375C2	4500	C	1652325C1		
YG82KJ	16	GY	TXL	2033819C1	1661375C2	4500	D	1652325C1		
YH82KAJ	16	GY	TXL	2033819C1	1661375C2	4500	D	1652325C1		
1A82LJ	16	GY	TXL	2033819C1	1661375C2	4500	E	1652325C1		
AA82LJ	16	GY	TXL	2033819C1	1661375C2	4500	E	1652325C1		
ZC92A15	18	TN	GXL	1667742C1	3538634C1	4705	A	1661872C1		
SG92A11	18	TN	TXL	1667742C1	3538634C1	4705	B	3568570C1		
SJ92A11	16	TN	GXL	1667742C1	3538634C1	4705	B	1661872C1		
KJ92A12	18	TN	TXL	1667742C1	3538634C1	4705	C	3568570C1		
KJ92A13	18	TN	TXL	1667742C1	3538634C1	4705	D	3568570C1		
KJ92A9	18	TN	TXL	1667742C1	3538634C1	4705	E	3568570C1		
KJ92A10	18	TN	TXL	1667742C1	3538634C1	4705	F	3568570C1		
KJ92A8	18	TN	TXL	1667742C1	3538634C1	4705	G	3568570C1		
KJ92A16	18	TN	TXL	1667742C1	3538634C1	4705	H	3568570C1		
KJ92A17	18	TN	TXL	1667742C1	3538634C1	4705	J	3568570C1		
KJ92A5	18	TN	TXL	1661875C1	3538635C1	4706	A	3568570C1		
ZE92A4	18	TN	TXL	1661875C1	3538635C1	4706	B	3568570C1		
ZG92A4	18	TN	TXL	1661875C1	3538635C1	4706	B	3568570C1		
SG92A3	18	TN	TXL	1661875C1	3538635C1	4706	C	3568570C1		
SJ92A3	18	TN	TXL	1661875C1	3538635C1	4706	C	3568570C1		
KJ92A14	18	TN	TXL	1661875C1	3538635C1	4706	D	3568570C1		
KJ92A2	18	TN	TXL	1661875C1	3538635C1	4706	E	3568570C1		
KJ92A6	18	TN	TXL	1661875C1	3538635C1	4706	F	3568570C1		
KJ92A7	18	TN	TXL	1661875C1	3538635C1	4706	G	3568570C1		
KJ92A1	18	TN	TXL	1661875C1	3538635C1	4706	H	3568570C1		
KJ92A19	18	TN	TXL	1661875C1	3538635C1	4706	J	3568570C1		
HA12A	18	LTBL	TXL	3549418C1	3595620C1	5000	2	N/A		
HF86BB	18	LTGN	GXL	3549418C1	3595620C1	5000	3	N/A		
HH86BB	18	LTGN	GXL	3549418C1	3595620C1	5000	3	N/A		
HF86CB	18	LTGN	GXL	3549418C1	3595620C1	5000	4	N/A		
HH86CB	18	LTGN	GXL	3549418C1	3595620C1	5000	4	N/A		
HF86DB	18	LTGN	GXL	3549418C1	3595620C1	5000	5	N/A		
HH86DB	18	LTGN	GXL	3549418C1	3595620C1	5000	5	N/A		
HF86EB	18	LTGN	GXL	3549418C1	3595620C1	5000	6	N/A		
HH86EB	18	LTGN	GXL	3549418C1	3595620C1	5000	6	N/A		
HH86AA	18	LTGN	GXL	3549418C1	3595620C1	5000	8	N/A		
RH62D	18	DKBL	GXL	3574277C1	3595620C1	5000	9	N/A		

Circuit Number	Gauge	Color	Insulation	Terminal / Splice Number	Connector Part Number	Connector Number	Cavity	Seal/Sleeve	Lock 1	Lock 2
ZA63JB	18	DKBL	GXL	3574277C1	3595620C1	5000	9	N/A		
HH86AC	18	LTGN	GXL	3549418C1	3595620C1	5000	10	N/A		
HH86K	18	LTGN	GXL	3549418C1	3595620C1	5000	11	N/A		
HH86L	18	LTGN	GXL	3549418C1	3595620C1	5000	12	N/A		
HH86AK	18	LTGN	GXL	3549418C1	3595620C1	5000	13	N/A		
HH86AL	18	LTGN	GXL	3549418C1	3595620C1	5000	14	N/A		
HH86AH	18	LTGN	GXL	3549418C1	3595620C1	5000	15	N/A		
HH86AJ	18	LTGN	GXL	3549418C1	3595620C1	5000	16	N/A		
LD63AW	18	DKBL	GXL	3549418C1	3595620C1	5000	18	N/A		
LE63AW	18	DKBL	GXL	3549418C1	3595620C1	5000	18	N/A		
HM58C	16	BK	TXL	3549417C1	3595620C1	5000	19	N/A		
HA65	16	OR	GXL	3549417C1	3595620C1	5000	20	N/A		
HE65B	16	OR	GXL	3549417C1	3595620C1	5000	21	N/A		
HA109S	18	GY	GXL	3549418C1	3595620C1	5000	22	N/A		
HH86H	18	LTGN	GXL	3549418C1	3595620C1	5000	23	N/A		
HH86J	18	LTGN	GXL	3549418C1	3595620C1	5000	24	N/A		
GS75WP	18	LTGN	GXL	3549418C1	3595620C1	5000	26	N/A		
GV75WP	18	LTGN	TXL	3549418C1	3595620C1	5000	26	N/A		
ZC75WP	18	LTGN	GXL	3549418C1	3595620C1	5000	26	N/A		
ZE75WP	18	LTGN	TXL	3549418C1	3595620C1	5000	26	N/A		
ZG75WP	18	LTGN	TXL	3549418C1	3595620C1	5000	26	N/A		
BA75AJB	18	LTGN	GXL	3549418C1	3595620C1	5000	27	N/A		
GS75WDB	18	LTGN	TXL	3549418C1	3595620C1	5000	27	N/A		
GV75WDB	18	LTGN	TXL	3549418C1	3595620C1	5000	27	N/A		
ZC75WDB	18	LTGN	TXL	3549418C1	3595620C1	5000	27	N/A		
ZE75AJD	16	LTGN	GXL	3549417C1	3595620C1	5000	27	N/A		
ZG75AJD	16	LTGN	GXL	3549417C1	3595620C1	5000	27	N/A		
ZF77A	20	LTGN	TXL	3549418C1	3595620C1	5000	28	N/A		
BA75X	18	LTGN	GXL	3549418C1	3595620C1	5000	29	N/A		
ZE75X	18	LTGN	GXL	3549418C1	3595620C1	5000	29	N/A		
ZF77B	20	LTGN	TXL	3549418C1	3595620C1	5000	29	N/A		
ZG75X	18	LTGN	GXL	3549418C1	3595620C1	5000	29	N/A		
LG86AG	14	LTGN	GXL	3549417C1	3595620C1	5000	30	N/A		
BD62A	18	DKBL	GXL	3549418C1	3595620C1	5000	31	N/A		
BF62A	18	DKBL	GXL	3549418C1	3595620C1	5000	31	N/A		
HG62A	18	DKBL	GXL	3549418C1	3595620C1	5000	31	N/A		
ZE62A	18	DKBL	GXL	3549418C1	3595620C1	5000	31	N/A		
ZG62A	18	DKBL	GXL	3549418C1	3595620C1	5000	31	N/A		
HA63E	18	DKBL	GXL	3549418C1	3595620C1	5000	32	N/A		
HA63F	18	DKBL	GXL	3549418C1	3595620C1	5000	33	N/A		
BL5S(+)	18	YL	TXL	3549418C1	3595620C1	5000	35	N/A		
BM5S(+)	18	YL	TXL	3549418C1	3595620C1	5000	35	N/A		
BL5S(-)	18	GN	TXL	3549418C1	3595620C1	5000	36	N/A		
BM5S(-)	18	GN	TXL	3549418C1	3595620C1	5000	36	N/A		
HA63C	18	DKBL	GXL	3549418C1	3595620C1	5000	37	N/A		
AD5(+)	18	YL	TXL	3549418C1	3595620C1	5000	38	N/A		
AD5(-)	18	GN	TXL	3549418C1	3595620C1	5000	39	N/A		
HA166BB	18	GY	TXL	3549418C1	3595620C1	5000	40	N/A		
HA166BC	18	GY	TXL	3549418C1	3595620C1	5000	41	N/A		
RP11-G	8	WH	GXL	3756790C1	4108436C1	5002	1	3756745C1		
RP14W	8	RD	GXL	3756790C1	4108436C1	5002	2	3756745C1		
HA865BA	16	LTBL	GXL	3534165C1	3613000C1	5003	A	N/A		
HA86-GSA	16	WH	GXL	3534165C1	3613000C1	5003	C	N/A		
HA11-G	6	WH	SGX	373756C2		5004	A	2644054R1		
HA86-GSC	16	WH	GXL	333733C1	872291R1	5005	A	N/A		
HA865A	16	LTGN	GXL	333733C1	872291R1	5005	B	N/A		
JD11-GSP	14	WH	GXL	3534167C1	1661197C1	5006	B	N/A		
AE14A	18	RD	GXL	1667742C1	3538634C1	5010	A	1661872C1		
GD14ED	18	RD	GXL	1667742C1	3538634C1	5010	A	1661872C1		
HL14ED	18	RD	GXL	1667742C1	3538634C1	5010	A	1661872C1		
HT14SD	18	RD	GXL	1667742C1	3538634C1	5010	A	1661872C1		
HZ14ED	18	RD	GXL	1667742C1	3538634C1	5010	A	1661872C1		
JZ14ED	18	RD	GXL	1667742C1	3538634C1	5010	A	1661872C1		
RF14ED	18	RD	GXL	1667742C1	3538634C1	5010	A	1661872C1		
14ED	18	RD	GXL	1667742C1	3538634C1	5010	A	1661872C1		
AE13B	18	PK	TXL	1667742C1	3538634C1	5010	B	3568570C1		
GD13EE	18	PK	GXL	1667742C1	3538634C1	5010	B	1661872C1		
HT13SD	18	PK	GXL	1667742C1	3538634C1	5010	B	1661872C1		
HZ13EE	18	PK	GXL	1667742C1	3538634C1	5010	B	1661872C1		
JA13EE	18	PK	GXL	1667742C1	3538634C1	5010	B	1661872C1		
JB13EE	18	PK	GXL	1667742C1	3538634C1	5010	B	1661872C1		
JZ13EE	18	PK	GXL	1667742C1	3538634C1	5010	B	1661872C1		
RF13EE	18	PK	GXL	1667742C1	3538634C1	5010	B	1661872C1		
13EE	18	PK	GXL	1667742C1	3538634C1	5010	B	1661872C1		
GD3BD(-)	18	GY	GXL	1667742C1	3538634C1	5010	C	1661872C1		
HL3BD(-)	18	GY	GXL	1667742C1	3538634C1	5010	C	1661872C1		
HT9BB	18	BK	GXL	1667742C1	3538634C1	5010	C	1661872C1		
HZ3BD(-)	18	GY	GXL	1667742C1	3538634C1	5010	C	1661872C1		
JZ3BD(-)	20	GY	GXL	1667742C1	3538634C1	5010	C	1661872C1		
RF3BD(-)	18	GY	GXL	1667742C1	3538634C1	5010	C	1661872C1		
3BD(-)	18	GY	GXL	1667742C1	3538634C1	5010	C	1661872C1		
GD3BD(+)	18	DKBL	GXL	1667742C1	3538634C1	5010	D	1661872C1		
HL3BD(+)	18	DKBL	GXL	1667742C1	3538634C1	5010	D	1661872C1		
HT9BA	18	BK	GXL	1667742C1	3538634C1	5010	D	1661872C1		
HZ3BD(+)	18	DKBL	GXL	1667742C1	3538634C1	5010	D	1661872C1		
JZ3BD(+)	20	DKBL	GXL	1667742C1	3538634C1	5010	D	1661872C1		
RF3BD(+)	18	DKBL	GXL	1667742C1	3538634C1	5010	D	1661872C1		
3BD(+)	18	DKBL	GXL	1667742C1	3538634C1	5010	D	1661872C1		
HL9BF	18	BK	GXL	1667742C1	3538634C1	5010	E	1661872C1		
HZ9BF	18	BK	GXL	1667742C1	3538634C1	5010	E	1661872C1		
JZ9BF	18	BK	GXL	1667742C1	3538634C1	5010	E	1661872C1		
GD11-GMB	18	WH	GXL	1667742C1	3538634C1	5010	F	1661872C1		
HY11-GSC	18	WH	GXL	1667742C1	3538634C1	5010	F	1661872C1		
11-GMB	18	WH	GXL	1667742C1	3538634C1	5010	F	1661872C1		
HT70E	18	OR	GXL	1667742C1	3538634C1	5010	J	1661872C1		
HT50S	18	YL	GXL	1667742C1	3538634C1	5010	K	1661872C1		
JL86-GSB	16	WH	GXL	333733C1	872291R1	5012	A	N/A		
JL865BB	16	LTGN	GXL	333733C1	872291R1	5012	B	N/A		
JN86-GSB	16	WH	GXL	333733C1	872291R1	5013	A	N/A		
ZL86-GSB	16	WH	GXL	333733C1	872291R1	5013	A	N/A		
JN865BB	16	LTGN	GXL	333733C1	872291R1	5013	B	N/A		
ZL865BB	16	LTGN	GXL	333733C1	872291R1	5013	B	N/A		
JP86M	16	LTGN	GXL	3534165C1	3613000C1	5015	A	N/A		
JP86-GIJ	16	WH	GXL	3534165C1	3613000C1	5015	C	N/A		
RF3BD(+)	18	DKBL	GXL	3518963C1	3553404C1	5020	4	N/A		
RF3BD(-)	18	GY	GXL	3518963C1	3553404C1	5020	5	N/A		
RF5U(-)	18	GN	TXL	3727971C1	3553404C1	5020	11	N/A		
RF5U(+)	18	YL	TXL	3727971C1	3553404C1	5020	12	N/A		
V65B	16	OR	TXL	1661875C1	3522068C1	5100	A	1661872C1		
V65-GA	16	WH	TXL	1661875C1	3522068C1	5100	B	1661872C1		
V65A	16	OR	TXL	1661875C1	3522068C1	5101	A	1661872C1		
V65-GB	16	WH	TXL	1661875C1	3522068C1	5101	B	1661872C1		
V63HB	18	DKBL	GXL	1661262C1	2031872C1	5102	A	N/A		
HA63HB	16	DKBL	GXL	1661261C1	2031871C1	5102	A	N/A		
V63-GB	18	WH	GXL	1661262C1	2031872C1	5102	B	N/A		

Circuit Number	Gauge	Color	Insulation	Terminal / Splice Number	Connector Part Number	Connector Number	Cavity	Seal/Sleeve	Lock 1	Lock 2
HA63-GB	16	WH	GXL	1661261C1	2031871C1	5102	B	N/A		
V63D	18	DKBL	GXL	1661262C1	2031872C1	5102	C	N/A		
HA63D	18	DKBL	GXL	1661261C1	2031871C1	5102	C	N/A		
V9NCB	18	GY	GXL	1661262C1	2031872C1	5102	E	N/A		
HA1095B	18	GY	GXL	1661261C1	2031871C1	5102	E	N/A		
V63EB	18	DKBL	GXL	1661262C1	2031872C1	5102	F	N/A		
HA63EB	18	DKBL	GXL	1661261C1	2031871C1	5102	F	N/A		
V63-GBD	18	WH	GXL	1661208C1	1661198C1	5103	A	N/A		
V63HBD	18	DKBL	GXL	1661208C1	1661198C1	5103	B	N/A		
V63-GBE	18	WH	GXL	1661208C1	1661198C1	5104	A	N/A		
V63HBE	18	DKBL	GXL	1661208C1	1661198C1	5104	B	N/A		
V63D	18	DKBL	GXL	1661261C1	3541785C1	5107	A	N/A		
V63-GA	18	WH	GXL	1661261C1	3541785C1	5107	B	N/A		
V63EB	18	DKBL	GXL	1661261C1	3541785C1	5107	C	N/A		
V9NCB	18	GY	GXL	1661261C1	3541785C1	5107	D	N/A		
BLUE	18	BL	GXL	1661261C1	1661259C1	5108	A	N/A		
WHITE	18	WH	GXL	1661261C1	1661259C1	5108	B	N/A		
BLUE	18	BL	GXL	1661262C1	1661260C1	5109	A	N/A		
WHITE	18	WH	GXL	1661262C1	1661260C1	5109	B	N/A		
LD63SJ	18	DKBL	GXL	1661208C1	1661196C1	5110	A	N/A		
LE63SJA	18	DKBL	GXL	1661208C1	1661196C1	5110	A	N/A		
LD63-GSB	18	DKBL	GXL	1661208C1	1661196C1	5110	B	N/A		
LE63-GSB	18	DKBL	GXL	1661208C1	1661196C1	5110	B	N/A		
LE63SJB	18	DKBL	GXL	1661208C1	1661196C1	5111	A	N/A		
LE63-GSC	18	DKBL	GXL	1661208C1	1661196C1	5111	B	N/A		
LD63SD	16	DKBL	GXL	239805R1	23980BR1	5112	A	N/A		
LE63SD	16	DKBL	GXL	239805R1	23980BR1	5112	A	N/A		
LD63SDA	16	DKBL	GXL	239805R1	23980BR1	5113	A	N/A		
LE63SDA	16	DKBL	GXL	239805R1	23980BR1	5113	A	N/A		
LE63SE	16	DKBL	GXL	239805R1	23980BR1	5114	A	N/A		
LE63SEA	16	DKBL	GXL	239805R1	23980BR1	5115	A	N/A		
HMS8C	16	BK	TXL	1661262C1	1661891C1	5117	A	N/A		
BLACK	16	BK	GXL	1661261C1	1661889C1	5117	A	N/A		
HMS8-G	16	WH	TXL	1661262C1	1661891C1	5117	B	N/A		
WHITE	16	WH	GXL	1661261C1	1661889C1	5117	B	N/A		
GNS8BLT	16	BN	TXL	1661262C1	1661891C1	5118	A	N/A		
HE65BB	16	OR	GXL	1661261C1	1661259C1	5118	A	N/A		
GN13-GBR	16	WH	TXL	1661262C1	1661891C1	5118	B	N/A		
HE65-GD	16	WH	GXL	1661261C1	1661259C1	5118	B	N/A		
HE65BA	16	OR	GXL	1661261C1	1661259C1	5119	A	N/A		
HE65-GC	16	WH	GXL	1661261C1	1661259C1	5119	B	N/A		
WHITE	16	WH	GXL	N/A	BLUNT_SL_V	5120	A	N/A		
BLACK	16	BK	GXL	N/A	BLUNT_SL_V	5121	A	N/A		
AA63F	18	DKBL	GXL	1661224C1	3520850C1	5124	1	N/A		
AA63EA	18	DKBL	GXL	1661224C1	3520850C1	5124	3	N/A		
AD62AU	18	DKBL	GXL	3541250C1	3520850C1	5124	7	N/A		
AD62D	18	DKBL	GXL	3541250C1	3520850C1	5124	7	N/A		
AF62A	18	DKBL	GXL	3541250C1	3520850C1	5124	7	N/A		
AF62D	18	DKBL	GXL	3541250C1	3520850C1	5124	7	N/A		
AM62AU	18	DKBL	GXL	3541250C1	3520850C1	5124	7	N/A		
AM62D	18	DKBL	GXL	3541250C1	3520850C1	5124	7	N/A		
AP62A	18	DKBL	GXL	3541250C1	3520850C1	5124	7	N/A		
AP62D	18	DKBL	GXL	3541250C1	3520850C1	5124	7	N/A		
AT62AU	18	DKBL	GXL	3541250C1	3520850C1	5124	7	N/A		
AT62D	18	DKBL	GXL	3541250C1	3520850C1	5124	7	N/A		
AV62AU	18	DKBL	GXL	3541250C1	3520850C1	5124	7	N/A		
AV62D	18	DKBL	GXL	3541250C1	3520850C1	5124	7	N/A		
AD62AU	18	DKBL	GXL	1661224C1	3520850C1	5124	8	N/A		
AF62K	18	DKBL	GXL	1661224C1	3520850C1	5124	8	N/A		
AM62AU	18	DKBL	GXL	1661224C1	3520850C1	5124	8	N/A		
AP62K	18	DKBL	GXL	1661224C1	3520850C1	5124	8	N/A		
AT62AU	18	DKBL	GXL	1661224C1	3520850C1	5124	8	N/A		
AV62AU	18	DKBL	GXL	1661224C1	3520850C1	5124	8	N/A		
AA62-GSA	18	DKBL	GXL	3541250C1	3520850C1	5124	9	N/A		
AA62-GSD	18	DKBL	GXL	3541250C1	3520850C1	5124	9	N/A		
AA1095A	18	GY	GXL	1661224C1	3520850C1	5124	ZB	N/A		
ZX63SA	16	DKBL	GXL	1661209C1	2005835C1	5125	A	N/A		
ZM63SA	16	DKBL	GXL	1661209C1	2005835C1	5125	A	N/A		
ZW63SA	18	DKBL	GXL	1661208C1	2005835C1	5125	A	N/A		
AA63	18	DKBL	GXL	1661212C1	2005836C1	5125	A	N/A		
HA63EA	18	DKBL	GXL	1661208C1	2005835C1	5125	B	N/A		
AA63EA	18	DKBL	GXL	1661212C1	2005836C1	5125	B	N/A		
HA62-GSD	18	WH	GXL	1661208C1	2005835C1	5125	C	N/A		
AA62-GSD	18	DKBL	GXL	1661212C1	2005836C1	5125	C	N/A		
BD62AS	18	DKBL	GXL	1661208C1	2005835C1	5125	D	N/A		
BF62A	18	DKBL	GXL	1661208C1	2005835C1	5125	D	N/A		
HG62AS	18	DKBL	GXL	1661208C1	2005835C1	5125	D	N/A		
ZE62A	18	DKBL	GXL	1661208C1	2005835C1	5125	D	N/A		
ZG62A	18	DKBL	GXL	1661208C1	2005835C1	5125	D	N/A		
AD62AS	16	DKBL	GXL	1661213C1	2005836C1	5125	D	N/A		
AF62AS	16	DKBL	GXL	1661213C1	2005836C1	5125	D	N/A		
AM62AS	16	DKBL	GXL	1661213C1	2005836C1	5125	D	N/A		
AP62AS	18	DKBL	GXL	1661212C1	2005836C1	5125	D	N/A		
AT62AS	16	DKBL	GXL	1661213C1	2005836C1	5125	D	N/A		
AV62AS	16	DKBL	GXL	1661213C1	2005836C1	5125	D	N/A		
HA1095A	18	GY	GXL	1661208C1	2005835C1	5125	E	N/A		
AA1095A	18	GY	GXL	1661212C1	2005836C1	5125	E	N/A		
HA63F	18	DKBL	GXL	1661208C1	2005835C1	5125	F	N/A		
AA63F	18	DKBL	GXL	1661212C1	2005836C1	5125	F	N/A		
HA63HB	16	DKBL	GXL	1661209C1	2005835C1	5125	G	N/A		
AA63HB	18	DKBL	GXL	1661212C1	2005836C1	5125	G	N/A		
HA63-GSF	18	WH	GXL	1661208C1	2005835C1	5125	H	N/A		
AA63-GSF	18	DKBL	GXL	1661212C1	2005836C1	5125	H	N/A		
ZA63JBA	18	DKBL	GXL	1661261C1	1661259C1	5128	A	N/A		
ZP63-GJA	18	WH	GXL	1661261C1	1661259C1	5128	B	N/A		
ZR63-GJA	18	WH	GXL	1661261C1	1661259C1	5128	B	N/A		
ZA63JBB	18	DKBL	GXL	1661261C1	1661259C1	5129	A	N/A		
ZP63-GJB	18	WH	GXL	1661261C1	1661259C1	5129	B	N/A		
ZR63-GJB	18	WH	GXL	1661261C1	1661259C1	5129	B	N/A		
ZX63SB	18	DKBL	GXL	1661208C1	1669972C1	5130	A	N/A		
ZM63SB	18	DKBL	GXL	1661208C1	1669972C1	5130	A	N/A		
ZW63SB	18	DKBL	GXL	1661208C1	1669972C1	5130	A	N/A		
HA63-GSD	18	WH	GXL	1661208C1	1669972C1	5130	B	N/A		
LD63SC	18	DKBL	GXL	4092976C1	4092975C1	5132	A	N/A		
LE63SC	18	DKBL	GXL	4092976C1	4092975C1	5132	A	N/A		
HA63SCA	18	DKBL	GXL	4092976C1	4092975C1	5133	A	N/A		
JP63-GK	18	WH	GXL	1661208C1	1661196C1	5134	A	N/A		
ZM63K	18	DKBL	GXL	1661208C1	1661196C1	5134	B	N/A		
JP63U	18	DKBL	GXL	1661208C1	1669972C1	5136	A	N/A		
JP63-GU	18	WH	GXL	1661208C1	1669972C1	5136	B	N/A		
S64B	16	YL	GXL	2033819C1	3668886C1	5156	A	1652325C1		
S64-GB	16	WH	GXL	2033819C1	3668886C1	5156	B	1652325C1		
S64A	16	YL	GXL	2033819C1	3668886C1	5157	A	1652325C1		
S64-GA	16	WH	GXL	2033819C1	3668886C1	5157	B	1652325C1		
US2A	14	YL	GXL	3613770C1	3612305C1	5162	1	N/A		

Circuit Number	Gauge	Color	Insulation	Terminal / Splice Number	Connector Part Number	Connector Number	Cavity	Seal/Sleeve	Lock 1	Lock 2
U11-GA	14	WH	GXL	3613770C1	3612305C1	5162	2	N/A		
US3A	14	YL	GXL	3613770C1	3612305C1	5162	3	N/A		
US6	16	OR	TXL	3613770C1	3612305C1	5162	4	N/A		
US8A	16	BN	GXL	3613770C1	3612305C1	5162	5	N/A		
US3A	14	YL	GXL	2033816C1	3600046C1	5163	A	589391C1		
U11-GAB	14	WH	GXL	2033816C1	3600046C1	5163	B	589391C1		
US8AA	16	BN	TXL	3590956C1	3591991C1	5164	1	3591990C1		
U11-GAD	16	WH	TXL	3590956C1	3591991C1	5164	2	3591990C1		
US2A	14	YL	GXL	2033816C1	3600047C1	5165	A	589391C1		
U11-GAA	14	WH	GXL	2033816C1	3600047C1	5165	B	589391C1		
U11-GAC	16	WH	TXL	3600050C1	3600048C1	5166	1	3665870C1		
US8AB	16	BN	TXL	3600050C1	3600048C1	5166	2	3665870C1		
US6	16	OR	TXL	3600050C1	3600048C1	5166	3	3665870C1		
BA75F	18	LTGN	GXL	2029980C1	2029979C1	5200	7	N/A		
HD75F	18	LTGN	TXL	2029980C1	2029979C1	5200	7	N/A		
ZE75F	18	LTGN	GXL	2029980C1	2029979C1	5200	7	N/A		
ZG75F	18	LTGN	GXL	2029980C1	2029979C1	5200	7	N/A		
BA75-GA	18	WH	GXL	2029980C1	2029979C1	5200	8	N/A		
HD75-GA	18	WH	TXL	2029980C1	2029979C1	5200	8	N/A		
ZE75-GA	18	WH	GXL	2029980C1	2029979C1	5200	8	N/A		
ZG75-GA	18	WH	GXL	2029980C1	2029979C1	5200	8	N/A		
BA75AB	18	LTGN	TXL	2029980C1	2029979C1	5200	9	N/A		
HD75R	18	LTGN	TXL	2029980C1	2029979C1	5200	9	N/A		
ZE75AB	18	LTGN	TXL	2029980C1	2029979C1	5200	9	N/A		
ZG75AB	18	LTGN	TXL	2029980C1	2029979C1	5200	9	N/A		
BA75AA	18	LTGN	TXL	2029980C1	2029979C1	5200	10	N/A		
HD75H	18	LTGN	TXL	2029980C1	2029979C1	5200	10	N/A		
ZE75AA	18	LTGN	TXL	2029980C1	2029979C1	5200	10	N/A		
ZG75AA	18	LTGN	TXL	2029980C1	2029979C1	5200	10	N/A		
BA75J	18	LTGN	TXL	2029980C1	2029979C1	5200	11	N/A		
HD75J	18	LTGN	TXL	2029980C1	2029979C1	5200	11	N/A		
ZE75J	18	LTGN	TXL	2029980C1	2029979C1	5200	11	N/A		
ZG75J	18	LTGN	TXL	2029980C1	2029979C1	5200	11	N/A		
BA75K	18	LTGN	TXL	2029980C1	2029979C1	5200	12	N/A		
HD75K	18	LTGN	TXL	2029980C1	2029979C1	5200	12	N/A		
ZE75K	18	LTGN	TXL	2029980C1	2029979C1	5200	12	N/A		
ZG75K	18	LTGN	TXL	2029980C1	2029979C1	5200	12	N/A		
BA75L	18	LTGN	TXL	2029980C1	2029979C1	5200	13	N/A		
HD75L	18	LTGN	TXL	2029980C1	2029979C1	5200	13	N/A		
ZE75L	18	LTGN	TXL	2029980C1	2029979C1	5200	13	N/A		
ZG75L	18	LTGN	TXL	2029980C1	2029979C1	5200	13	N/A		
BA75M	18	LTGN	TXL	2029980C1	2029979C1	5200	14	N/A		
HD75M	18	LTGN	TXL	2029980C1	2029979C1	5200	14	N/A		
ZE75M	18	LTGN	TXL	2029980C1	2029979C1	5200	14	N/A		
ZG75M	18	LTGN	TXL	2029980C1	2029979C1	5200	14	N/A		
BA75N	18	DKBL	GXL	2029980C1	2029979C1	5200	15	N/A		
HD75N	18	LTGN	TXL	2029980C1	2029979C1	5200	15	N/A		
ZE75N	18	DKBL	GXL	2029980C1	2029979C1	5200	15	N/A		
ZG75N	18	DKBL	GXL	2029980C1	2029979C1	5200	15	N/A		
HC77TVB	18	LTGN	GXL	1661261C1	3536187C1	5201	A	N/A		
HC77TB	18	LTGN	TXL	1661261C1	3536187C1	5201	B	N/A		
HC77TZB	18	LTGN	GXL	1661261C1	3536187C1	5201	C	N/A		
HC77TVT	18	LTGN	GXL	3534164C1	3599251C1	5202	A	N/A		
HC77TT	18	LTGN	TXL	3534164C1	3599251C1	5202	B	N/A		
HC77TZT	18	LTGN	GXL	3534164C1	3599251C1	5202	C	N/A		
BD75ARB	18	LTGN	GXL	3544884C1	3544870C1	5205	A1	N/A		
BF75AR	18	LTGN	GXL	3544884C1	3544870C1	5205	A1	N/A		
ZE75AR	18	LTGN	GXL	3544884C1	3544870C1	5205	A1	N/A		
ZG75AR	18	LTGN	GXL	3544884C1	3544870C1	5205	A1	N/A		
BA75F	18	LTGN	GXL	3544884C1	3544870C1	5205	A11	N/A		
ZE75F	18	LTGN	GXL	3544884C1	3544870C1	5205	A11	N/A		
ZG75F	18	LTGN	GXL	3544884C1	3544870C1	5205	A11	N/A		
BA75N	18	DKBL	GXL	3544884C1	3544870C1	5205	A12	N/A		
ZE75N	18	DKBL	GXL	3544884C1	3544870C1	5205	A12	N/A		
ZG75N	18	DKBL	GXL	3544884C1	3544870C1	5205	A12	N/A		
BA75-GA	18	WH	GXL	3544884C1	3544870C1	5205	A2	N/A		
ZE75-GA	18	WH	GXL	3544884C1	3544870C1	5205	A2	N/A		
ZG75-GA	18	WH	GXL	3544884C1	3544870C1	5205	A2	N/A		
BA75AJ	18	LTGN	GXL	3544884C1	3544870C1	5205	A3	N/A		
ZE75AJ	18	LTGN	GXL	3544884C1	3544870C1	5205	A3	N/A		
BA75X	18	LTGN	GXL	3544884C1	3544870C1	5205	A4	N/A		
ZE75X	18	LTGN	GXL	3544884C1	3544870C1	5205	A4	N/A		
ZG75X	18	LTGN	GXL	3544884C1	3544870C1	5205	A4	N/A		
BNSE(+)	18	YL	TXL	3544884C1	3544870C1	5205	A5	N/A		
BNSE(-)	18	GN	TXL	3544884C1	3544870C1	5205	A6	N/A		
BA14HA	12	RD	GXL	3544877C1	3544870C1	5205	A7	N/A		
ZE14HA	12	RD	GXL	3544877C1	3544870C1	5205	A7	N/A		
ZG14HA	12	RD	GXL	3544877C1	3544870C1	5205	A7	N/A		
BA14HB	12	RD	GXL	3544877C1	3544870C1	5205	A8	N/A		
ZE14HB	12	RD	GXL	3544877C1	3544870C1	5205	A8	N/A		
ZG14HB	12	RD	GXL	3544877C1	3544870C1	5205	A8	N/A		
MF104	12	RD	GXL	3544877C1	3544870C1	5205	A9	N/A		
BA75AB	18	LTGN	TXL	3544884C1	3544870C1	5205	B1	N/A		
ZE75AB	18	LTGN	TXL	3544884C1	3544870C1	5205	B1	N/A		
ZG75AB	18	LTGN	TXL	3544884C1	3544870C1	5205	B1	N/A		
BD77NFB	18	LTGN	TXL	3544884C1	3544870C1	5205	B12	N/A		
BF77NF	18	LTGN	TXL	3544884C1	3544870C1	5205	B12	N/A		
ZE77NF	18	LTGN	TXL	3544884C1	3544870C1	5205	B12	N/A		
ZG77NF	18	LTGN	TXL	3544884C1	3544870C1	5205	B12	N/A		
BD77NEB	18	LTGN	TXL	3544884C1	3544870C1	5205	B13	N/A		
BF77NE	18	LTGN	TXL	3544884C1	3544870C1	5205	B13	N/A		
ZE77NE	18	LTGN	TXL	3544884C1	3544870C1	5205	B13	N/A		
ZG77NE	18	LTGN	TXL	3544884C1	3544870C1	5205	B13	N/A		
BD75AGB	18	LTGN	TXL	3544884C1	3544870C1	5205	B14	N/A		
BF75AG	18	LTGN	TXL	3544884C1	3544870C1	5205	B14	N/A		
ZE75AG	18	LTGN	TXL	3544884C1	3544870C1	5205	B14	N/A		
BD75AFB	18	LTGN	TXL	3544884C1	3544870C1	5205	B15	N/A		
BF75AF	18	LTGN	TXL	3544884C1	3544870C1	5205	B15	N/A		
ZE75AF	18	LTGN	TXL	3544884C1	3544870C1	5205	B15	N/A		
BA75AA	18	LTGN	TXL	3544884C1	3544870C1	5205	B2	N/A		
ZE75AA	18	LTGN	TXL	3544884C1	3544870C1	5205	B2	N/A		
ZG75AA	18	LTGN	TXL	3544884C1	3544870C1	5205	B2	N/A		
BA75J	18	LTGN	TXL	3544884C1	3544870C1	5205	B3	N/A		
ZE75J	18	LTGN	TXL	3544884C1	3544870C1	5205	B3	N/A		
ZG75J	18	LTGN	TXL	3544884C1	3544870C1	5205	B3	N/A		
BA75K	18	LTGN	TXL	3544884C1	3544870C1	5205	B4	N/A		
ZE75K	18	LTGN	TXL	3544884C1	3544870C1	5205	B4	N/A		
ZG75K	18	LTGN	TXL	3544884C1	3544870C1	5205	B4	N/A		
BA75L	18	LTGN	TXL	3544884C1	3544870C1	5205	B5	N/A		
ZE75L	18	LTGN	TXL	3544884C1	3544870C1	5205	B5	N/A		
ZG75L	18	LTGN	TXL	3544884C1	3544870C1	5205	B5	N/A		
BA75M	18	LTGN	TXL	3544884C1	3544870C1	5205	B6	N/A		
ZE75M	18	LTGN	TXL	3544884C1	3544870C1	5205	B6	N/A		
ZG75M	18	LTGN	TXL	3544884C1	3544870C1	5205	B6	N/A		
BA75-GBA	12	WH	GXL	3544877C1	3544870C1	5205	B7	N/A		

Circuit Number	Gauge	Color	Insulation	Terminal / Splice Number	Connector Part Number	Connector Number	Cavity	Seal/Sleeve	Lock 1	Lock 2
ZE75-GBA	12	WH	GXL	3544877C1	3544870C1	5205	B7	N/A		
ZG75-GBA	12	WH	GXL	3544877C1	3544870C1	5205	B7	N/A		
BA75-GBB	12	WH	GXL	3544877C1	3544870C1	5205	B8	N/A		
ZE75-GBB	12	WH	GXL	3544877C1	3544870C1	5205	B8	N/A		
ZG75-GBB	12	WH	GXL	3544877C1	3544870C1	5205	B8	N/A		
MF104-G	12	WH	GXL	3544877C1	3544870C1	5205	B9	N/A		
HG12B	18	VT	TXL	3517243C1	3548957C91	5210	3	N/A		
HG75-GBB	18	LTGN	TXL	3517243C1	3548957C91	5210	4	N/A		
HG75CB	18	LTGN	TXL	3517243C1	3548957C91	5210	5	N/A		
HG77TFA	18	LTGN	TXL	3517243C1	3548957C91	5210	7	N/A		
HG77TF	18	LTGN	TXL	3517243C1	3548957C91	5210	8	N/A		
HG77TFB	18	LTGN	TXL	3517243C1	3548957C91	5210	9	N/A		
HG77TMB	18	LTGN	TXL	3517243C1	3548957C91	5210	10	N/A		
HG77TMA	18	LTGN	TXL	3517243C1	3548957C91	5210	11	N/A		
HG77TSB	20	LTGN	TXL	3533507C1	3548957C91	5210	12	N/A		
HG77TSA	20	LTGN	TXL	3533507C1	3548957C91	5210	13	N/A		
BLSSA(+)	18	YL	TXL	3517243C1	3548957C91	5210	15	N/A		
BLSSA(-)	18	GN	TXL	3517243C1	3548957C91	5210	16	N/A		
HG62AH	18	DKBL	TXL	3517243C1	3548957C91	5210	17	N/A		
HC77TV	18	LTGN	TXL	3517243C1	3548957C91	5210	18	N/A		
HC77TZ	18	LTGN	TXL	3517243C1	3548957C91	5210	19	N/A		
HC77TT	18	LTGN	TXL	3517243C1	3548957C91	5210	21	N/A		
HC77TB	18	LTGN	TXL	3517243C1	3548957C91	5210	23	N/A		
HD75F	18	LTGN	TXL	3517243C1	3548957C91	5210	24	N/A		
HD75-GA	18	WH	TXL	3517243C1	3548957C91	5210	25	N/A		
HD75R	18	LTGN	TXL	3517243C1	3548957C91	5210	26	N/A		
HD75H	18	LTGN	TXL	3517243C1	3548957C91	5210	27	N/A		
HD75J	18	LTGN	TXL	3517243C1	3548957C91	5210	28	N/A		
HD75K	18	LTGN	TXL	3517243C1	3548957C91	5210	29	N/A		
HD75L	18	LTGN	TXL	3517243C1	3548957C91	5210	30	N/A		
HD75M	18	LTGN	TXL	3517243C1	3548957C91	5210	31	N/A		
HD75N	18	LTGN	TXL	3517243C1	3548957C91	5210	32	N/A		
HG77TMA	18	LTGN	TXL	3522073C1	3522071C1	5212	5	N/A		
HG77TMB	18	LTGN	TXL	3522073C1	3522071C1	5212	6	N/A		
HG77TFB	18	LTGN	TXL	3522073C1	3522071C1	5212	7	N/A		
HG77TF	18	LTGN	TXL	3522073C1	3522071C1	5212	9	N/A		
HG77TFA	18	LTGN	TXL	3522073C1	3522071C1	5212	10	N/A		
HG77TSA	20	LTGN	TXL	3602660C1	3602659C1	5213	1	N/A		
HG77TSB	20	LTGN	TXL	3602660C1	3602659C1	5213	2	N/A		
HG75CB	18	LTGN	TXL	3544884C1	3627940C1	5214	3	N/A		
ZP11-GSM	12	WH	GXL	3605694C1	3627940C1	5214	5	N/A		
ZS11-GSM	12	WH	GXL	3605694C1	3627940C1	5214	5	N/A		
HG75C	12	LTGN	GXL	3605694C1	3627940C1	5214	6	N/A		
BD75-GAK	18	WH	GXL	1661208C1	1661198C1	5219	A	N/A		
BF75-GAK	18	WH	GXL	1661208C1	1661198C1	5219	A	N/A		
ZE75-GAK	18	WH	GXL	1661208C1	1661198C1	5219	A	N/A		
HD11-GW	18	WH	TXL	2033911C1	3553961C1	5219	A	3517771C1		
BA75AL	12	LTGN	TXL	3566715C1	1661198C1	5219	B	N/A		
ZE75AL	12	LTGN	TXL	3566715C1	1661198C1	5219	B	N/A		
HD74R	18	RD	TXL	2033911C1	3553961C1	5219	B	3517771C1		
BA75AJA	18	LTGN	GXL	1661208C1	1661198C1	5219	C	N/A		
ZE75AJA	18	LTGN	GXL	1661208C1	1661198C1	5219	C	N/A		
HD74Y	18	YL	TXL	2033911C1	3553961C1	5219	C	3517771C1		
BD75AG	18	LTGN	TXL	1661262C1	1667529C1	5220	A	N/A		
BF75AG	18	LTGN	TXL	1661262C1	1667529C1	5220	A	N/A		
ZE75AG	18	LTGN	TXL	1661262C1	1667529C1	5220	A	N/A		
AK75AG	18	LTGN	GXL	1661261C1	1667305C1	5220	A	N/A		
BD75AF	18	LTGN	TXL	1661262C1	1667529C1	5220	B	N/A		
BF75AF	18	LTGN	TXL	1661262C1	1667529C1	5220	B	N/A		
ZE75AF	18	LTGN	TXL	1661262C1	1667529C1	5220	B	N/A		
AK75AF	18	LTGN	GXL	1661261C1	1667305C1	5220	B	N/A		
BD75AR	18	LTGN	GXL	1661262C1	1667529C1	5220	C	N/A		
BF75AR	18	LTGN	GXL	1661262C1	1667529C1	5220	C	N/A		
ZE75AR	18	LTGN	GXL	1661262C1	1667529C1	5220	C	N/A		
ZG75AR	18	LTGN	GXL	1661262C1	1667529C1	5220	C	N/A		
AR75AR	18	LTGN	GXL	1661261C1	1667305C1	5220	C	N/A		
BA75AR	18	LTGN	GXL	1661261C1	1667305C1	5220	C	N/A		
BC75AR	18	LTGN	GXL	1661261C1	1667305C1	5220	C	N/A		
BD75-GAS	18	WH	TXL	1661262C1	1667529C1	5220	D	N/A		
BF75-GAS	18	WH	GXL	1661262C1	1667529C1	5220	D	N/A		
ZE75-GAS	18	WH	GXL	1661262C1	1667529C1	5220	D	N/A		
ZG75-GAS	18	WH	GXL	1661262C1	1667529C1	5220	D	N/A		
AR75-GAS	18	LTGN	GXL	1661261C1	1667305C1	5220	D	N/A		
BA75-GAS	18	LTGN	GXL	1661261C1	1667305C1	5220	D	N/A		
BC75-GAS	18	LTGN	GXL	1661261C1	1667305C1	5220	D	N/A		
AR75HB	18	LTGN	GXL	1661224C1	3520850C1	5222	3	N/A		
BA75HB	18	LTGN	GXL	1661224C1	3520850C1	5222	3	N/A		
AR75AR	18	LTGN	GXL	3541250C1	3520850C1	5222	7	N/A		
AR75AT	18	LTGN	GXL	3541250C1	3520850C1	5222	7	N/A		
BA75AR	18	LTGN	GXL	3541250C1	3520850C1	5222	7	N/A		
BA75AT	18	LTGN	GXL	3541250C1	3520850C1	5222	7	N/A		
AP62AA	18	DKBL	GXL	3541250C1	3520850C1	5222	8	N/A		
AP62J	18	DKBL	GXL	3541250C1	3520850C1	5222	8	N/A		
AK75AG	18	LTGN	GXL	1661224C1	3520850C1	5222	9	N/A		
AR75-GAS	18	LTGN	GXL	3541250C1	3520850C1	5222	10	N/A		
AR75HA	18	LTGN	GXL	3541250C1	3520850C1	5222	10	N/A		
BA75-GAS	18	LTGN	GXL	3541250C1	3520850C1	5222	10	N/A		
BA75HA	18	LTGN	GXL	3541250C1	3520850C1	5222	10	N/A		
AK75AF	18	LTGN	GXL	1661224C1	3520850C1	5222	2B	N/A		
JM76	18	BK	GXL	333732C1	969541R1	5222	A	N/A		
JM76-G	18	WH	GXL	333732C1	969541R1	5222	B	N/A		
BD77NE	18	LTGN	TXL	1661208C1	1661200C1	5230	A	N/A		
BF77NE	18	LTGN	TXL	1661208C1	1661200C1	5230	A	N/A		
GS75WC	18	LTGN	TXL	1661208C1	1661200C1	5230	A	N/A		
GV75WC	18	LTGN	TXL	1661208C1	1661200C1	5230	A	N/A		
ZE75WC	18	LTGN	TXL	1661208C1	1661200C1	5230	A	N/A		
ZG75WC	18	LTGN	TXL	1661208C1	1661200C1	5230	A	N/A		
AM75WC	18	LTGN	GXL	1661212C1	1661201C1	5230	A	N/A		
AR77NE	18	LTGN	GXL	1661212C1	1661201C1	5230	A	N/A		
AT75WC	18	LTGN	GXL	1661212C1	1661201C1	5230	A	N/A		
BE75WC	18	LTGN	GXL	1661212C1	1661201C1	5230	A	N/A		
BD77NF	18	LTGN	TXL	1661208C1	1661200C1	5230	B	N/A		
BF77NF	18	LTGN	TXL	1661208C1	1661200C1	5230	B	N/A		
GS75WD	18	LTGN	GXL	1661208C1	1661200C1	5230	B	N/A		
GV75WD	18	LTGN	TXL	1661208C1	1661200C1	5230	B	N/A		
ZE75WD	18	LTGN	TXL	1661208C1	1661200C1	5230	B	N/A		
ZG75WD	18	LTGN	GXL	1661208C1	1661200C1	5230	B	N/A		
AM75WD	18	LTGN	GXL	1661212C1	1661201C1	5230	B	N/A		
AR77NF	18	LTGN	GXL	1661212C1	1661201C1	5230	B	N/A		
AT75WD	18	LTGN	GXL	1661212C1	1661201C1	5230	B	N/A		
BE75WD	18	LTGN	GXL	1661212C1	1661201C1	5230	B	N/A		
GS75WE	18	LTGN	TXL	1661208C1	1661200C1	5230	C	N/A		
GV75WE	18	LTGN	TXL	1661208C1	1661200C1	5230	C	N/A		
ZE75WE	18	LTGN	TXL	1661208C1	1661200C1	5230	C	N/A		
ZG75WE	18	LTGN	TXL	1661208C1	1661200C1	5230	C	N/A		

Circuit Number	Gauge	Color	Insulation	Terminal / Splice Number	Connector Part Number	Connector Number	Cavity	Seal/Sleeve	Lock 1	Lock 2
AM75WE	18	LTGN	GXL	1661212C1	1661201C1	5230	C	N/A		
AT75WE	18	LTGN	GXL	1661212C1	1661201C1	5230	C	N/A		
BE75WE	18	LTGN	GXL	1661212C1	1661201C1	5230	C	N/A		
GS75WF	18	LTGN	TXL	1661208C1	1661200C1	5230	D	N/A		
GV75WF	18	LTGN	TXL	1661208C1	1661200C1	5230	D	N/A		
ZE75WF	18	LTGN	TXL	1661208C1	1661200C1	5230	D	N/A		
ZG75WF	18	LTGN	TXL	1661208C1	1661200C1	5230	D	N/A		
AM75WF	18	LTGN	GXL	1661212C1	1661201C1	5230	D	N/A		
AT75WF	18	LTGN	GXL	1661212C1	1661201C1	5230	D	N/A		
BE75WF	18	LTGN	GXL	1661212C1	1661201C1	5230	D	N/A		
GS75WH	18	LTGN	TXL	1661208C1	1661200C1	5230	E	N/A		
MK75WJ	18	WH	TXL	1661208C1	1661200C1	5230	E	N/A		
ZE75WJ	18	WH	TXL	1661208C1	1661200C1	5230	E	N/A		
ZG75WJ	18	WH	TXL	1661208C1	1661200C1	5230	E	N/A		
AT75WJ	18	LTGN	GXL	1661212C1	1661201C1	5230	E	N/A		
BE75WJ	18	LTGN	GXL	1661212C1	1661201C1	5230	E	N/A		
GV75WK	18	LTGN	TXL	1661208C1	1661200C1	5230	F	N/A		
MJ75WJ	18	WH	TXL	1661208C1	1661200C1	5230	F	N/A		
ZE75WK	18	LTGN	TXL	1661208C1	1661200C1	5230	F	N/A		
ZG75WK	18	LTGN	TXL	1661208C1	1661200C1	5230	F	N/A		
AT75WK	18	LTGN	GXL	1661212C1	1661201C1	5230	F	N/A		
BE75WK	18	LTGN	GXL	1661212C1	1661201C1	5230	F	N/A		
ZC75WFA	20	LTGN	GXL	3544254C1	3540612C1	5231	A	N/A		
AV75WA	20	OR	GXL	1661262C1	3540613C1	5231	A	N/A		
ZC75WDA	18	LTGN	TXL	1661261C1	3540612C1	5231	B	N/A		
AV75WB	20	BK	GXL	1661262C1	3540613C1	5231	B	N/A		
ZC75WC	20	BN	GXL	3544254C1	3540612C1	5231	C	N/A		
AV75WC	20	BN	GXL	1661262C1	3540613C1	5231	C	N/A		
ZC75WJ	20	RD	GXL	3544254C1	3540612C1	5231	D	N/A		
AV75WD	20	RD	GXL	1661262C1	3540613C1	5231	D	N/A		
ZC75WE	20	DKBL	GXL	3544254C1	3540612C1	5231	E	N/A		
AV75WE	20	DKBL	GXL	1661262C1	3540613C1	5231	E	N/A		
ZC75WK	18	LTGN	TXL	1661261C1	3540612C1	5231	F	N/A		
AV75WF	20	YL	GXL	1661262C1	3540613C1	5231	F	N/A		
ZC75WG	20	GY	GXL	3544254C1	3540612C1	5231	G	N/A		
AV75WG	20	GY	GXL	1661262C1	3540613C1	5231	G	N/A		
ZC75WF	20	YL	GXL	3544254C1	3540612C1	5231	H	N/A		
AV75WH	20	LTGN	GXL	1661262C1	3540613C1	5231	H	N/A		
AR75AT	18	LTGN	GXL	3541250C1	3520850C1	5233	7	N/A		
AR75HB	18	LTGN	GXL	3541250C1	3520850C1	5233	7	N/A		
BA75AT	18	LTGN	GXL	3541250C1	3520850C1	5233	7	N/A		
BA75HB	18	LTGN	GXL	3541250C1	3520850C1	5233	7	N/A		
BC75AR	18	LTGN	GXL	1661224C1	3520850C1	5233	7	N/A		
AF62J	18	DKBL	GXL	1661224C1	3520850C1	5233	8	N/A		
AP62AA	18	DKBL	GXL	1661224C1	3520850C1	5233	8	N/A		
AR77NF	18	LTGN	GXL	1661224C1	3520850C1	5233	9	N/A		
BA77NF	18	LTGN	GXL	1661224C1	3520850C1	5233	9	N/A		
BC77NF	18	LTGN	GXL	1661224C1	3520850C1	5233	9	N/A		
AR75HA	18	LTGN	GXL	1661224C1	3520850C1	5233	10	N/A		
BA75HA	18	LTGN	GXL	1661224C1	3520850C1	5233	10	N/A		
BC75-GAS	18	LTGN	GXL	1661224C1	3520850C1	5233	10	N/A		
AR77NE	18	LTGN	GXL	1661224C1	3520850C1	5233	2B	N/A		
BA77NE	18	LTGN	GXL	1661224C1	3520850C1	5233	2B	N/A		
BC77NE	18	LTGN	GXL	1661224C1	3520850C1	5233	2B	N/A		
AM75WF	18	LTGN	GXL	1661262C1	1667529C1	5235	A	N/A		
AM75WE	18	LTGN	GXL	1661262C1	1667529C1	5235	B	N/A		
AM75WC	18	LTGN	GXL	1661262C1	1667529C1	5235	C	N/A		
AM75WD	18	LTGN	GXL	1661262C1	1667529C1	5235	D	N/A		
GS75WA	16	RD	GXL	1661262C1	3540613C1	5236	A	N/A		
AV75WA	20	OR	GXL	1661262C1	3515763C1	5236	A	N/A		
MJ75WG	18	WH	GXL	1661262C1	3540613C1	5236	B	N/A		
AV75WB	20	BK	GXL	1661262C1	3515763C1	5236	B	N/A		
GX75WB	18	RD	TXL	1661262C1	3540613C1	5236	C	N/A		
AV75WC	20	BN	GXL	1661262C1	3515763C1	5236	C	N/A		
GS75WP	18	LTGN	GXL	1661262C1	3540613C1	5236	D	N/A		
AV75WD	20	RD	GXL	1661262C1	3515763C1	5236	D	N/A		
GS75WC	18	LTGN	TXL	1661262C1	3540613C1	5236	E	N/A		
AV75WE	20	DKBL	GXL	1661262C1	3515763C1	5236	E	N/A		
GS75WDA	18	LTGN	TXL	1661262C1	3540613C1	5236	F	N/A		
AV75WF	20	YL	GXL	1661262C1	3515763C1	5236	F	N/A		
GS75WE	18	LTGN	TXL	1661262C1	3540613C1	5236	G	N/A		
AV75WG	20	GY	GXL	1661262C1	3515763C1	5236	G	N/A		
GS75WF	18	LTGN	TXL	1661262C1	3540613C1	5236	H	N/A		
AV75WH	20	LTGN	GXL	1661262C1	3515763C1	5236	H	N/A		
GS75WH	18	LTGN	TXL	1661262C1	3540613C1	5236	J	N/A		
ZC75WA	16	RD	GXL	3544876C1	3598711C1	5237	A	N/A		
AT75WC	18	LTGN	GXL	1661208C1	1661200C1	5237	A	N/A		
BE75WC	18	LTGN	GXL	1661208C1	1661200C1	5237	A	N/A		
ZC75-GA	16	WH	GXL	3544876C1	3598711C1	5237	B	N/A		
AT75WD	18	LTGN	GXL	1661208C1	1661200C1	5237	B	N/A		
BE75WD	18	LTGN	GXL	1661208C1	1661200C1	5237	B	N/A		
ZC75WK	18	LTGN	TXL	3544876C1	3598711C1	5237	C	N/A		
AT75WE	18	LTGN	GXL	1661208C1	1661200C1	5237	C	N/A		
BE75WE	18	LTGN	GXL	1661208C1	1661200C1	5237	C	N/A		
ZC75WP	18	LTGN	GXL	3544876C1	3598711C1	5237	D	N/A		
AT75WF	18	LTGN	GXL	1661208C1	1661200C1	5237	D	N/A		
BE75WF	18	LTGN	GXL	1661208C1	1661200C1	5237	D	N/A		
ZC75WFA	20	LTGN	GXL	3544875C1	3598711C1	5237	E	N/A		
AT75WJ	18	LTGN	GXL	1661208C1	1661200C1	5237	E	N/A		
BE75WJ	18	LTGN	GXL	1661208C1	1661200C1	5237	E	N/A		
ZC75WD	20	RD	GXL	3544875C1	3598711C1	5237	F	N/A		
AT75WK	18	LTGN	GXL	1661208C1	1661200C1	5237	F	N/A		
BE75WK	18	LTGN	GXL	1661208C1	1661200C1	5237	F	N/A		
ZC75WC	20	BN	GXL	3544875C1	3598711C1	5237	G	N/A		
ZC75WE	20	DKBL	GXL	3544875C1	3598711C1	5237	H	N/A		
ZC75WG	20	GY	GXL	3544875C1	3598711C1	5237	J	N/A		
ZC75WJ	20	RD	GXL	3544875C1	3598711C1	5237	K	N/A		
ZC75WF	20	YL	GXL	3544875C1	3598711C1	5237	L	N/A		
GV75WA	16	RD	GXL	1661262C1	3540613C1	5238	A	N/A		
ZE75WA	16	RD	GXL	1661262C1	3540613C1	5238	A	N/A		
MK75WG	18	WH	GXL	1661262C1	3540613C1	5238	B	N/A		
ZE75WG	18	WH	GXL	1661262C1	3540613C1	5238	B	N/A		
ZG75WG	18	WH	GXL	1661262C1	3540613C1	5238	B	N/A		
GV75WB	18	RD	TXL	1661262C1	3540613C1	5238	C	N/A		
ZE75WB	18	RD	TXL	1661262C1	3540613C1	5238	C	N/A		
GV75WP	18	LTGN	TXL	1661262C1	3540613C1	5238	D	N/A		
ZE75WP	18	LTGN	TXL	1661262C1	3540613C1	5238	D	N/A		
ZG75WP	18	LTGN	TXL	1661262C1	3540613C1	5238	D	N/A		
GV75WC	18	LTGN	TXL	1661262C1	3540613C1	5238	E	N/A		
ZE75WC	18	LTGN	TXL	1661262C1	3540613C1	5238	E	N/A		
ZG75WC	18	LTGN	TXL	1661262C1	3540613C1	5238	E	N/A		
GV75WDA	18	LTGN	TXL	1661262C1	3540613C1	5238	F	N/A		
ZE75WDA	18	LTGN	TXL	1661262C1	3540613C1	5238	F	N/A		
ZG75WDA	18	LTGN	GXL	1661262C1	3540613C1	5238	F	N/A		
GV75WE	18	LTGN	TXL	1661262C1	3540613C1	5238	G	N/A		

Circuit Number	Gauge	Color	Insulation	Terminal / Splice Number	Connector Part Number	Connector Number	Cavity	Seal/Sleeve	Lock 1	Lock 2
ZE75WE	18	LTGN	TXL	1661262C1	3540613C1	5238	G	N/A		
ZG75WE	18	LTGN	TXL	1661262C1	3540613C1	5238	G	N/A		
GV75WF	18	LTGN	TXL	1661262C1	3540613C1	5238	H	N/A		
ZE75WF	18	LTGN	TXL	1661262C1	3540613C1	5238	H	N/A		
ZG75WF	18	LTGN	TXL	1661262C1	3540613C1	5238	H	N/A		
MK75WJ	18	WH	TXL	1661262C1	3540613C1	5238	J	N/A		
ZE75WJ	18	WH	TXL	1661262C1	3540613C1	5238	J	N/A		
ZG75WJ	18	WH	TXL	1661262C1	3540613C1	5238	J	N/A		
GV75WK	18	LTGN	TXL	1661262C1	3540613C1	5238	K	N/A		
ZE75WK	18	LTGN	TXL	1661262C1	3540613C1	5238	K	N/A		
ZG75WK	18	LTGN	TXL	1661262C1	3540613C1	5238	K	N/A		
DG4S	18	LTGN	GXL	1661224C1	3520850C1	5300	3	N/A		
DG15B	18	TN	GXL	1661224C1	3520850C1	5300	6	N/A		
DG50A	18	YL	GXL	3541250C1	3520850C1	5300	7	N/A		
DG50B	18	YL	GXL	3541250C1	3520850C1	5300	7	N/A		
DG50A	18	YL	GXL	1661224C1	3520850C1	5300	8	N/A		
DG11-GAA	18	WH	GXL	1661224C1	3520850C1	5300	9	N/A		
DG11-GAB	18	WH	GXL	1661224C1	3520850C1	5300	10	N/A		
DG9AA	18	GY	GXL	1661224C1	3520850C1	5300	2B	N/A		
DG9AB	18	GY	GXL	1661224C1	3520850C1	5300	5B	N/A		
HF86BB	18	LTGN	GXL	1661261C1	2031871C1	5300	A	N/A		
HH86BBP	18	LTGN	GXL	1661261C1	2031871C1	5300	A	N/A		
V86BB	18	LTGN	GXL	1661262C1	2031872C1	5300	A	N/A		
HF86CB	18	LTGN	GXL	1661261C1	2031871C1	5300	B	N/A		
HH86CBP	18	LTGN	GXL	1661261C1	2031871C1	5300	B	N/A		
V86CB	18	LTGN	GXL	1661262C1	2031872C1	5300	B	N/A		
HF86DB	18	LTGN	GXL	1661261C1	2031871C1	5300	C	N/A		
HH86DBP	18	LTGN	GXL	1661261C1	2031871C1	5300	C	N/A		
V86DB	18	LTGN	GXL	1661262C1	2031872C1	5300	C	N/A		
HF86EB	18	LTGN	GXL	1661261C1	2031871C1	5300	D	N/A		
HH86EBP	18	LTGN	GXL	1661261C1	2031871C1	5300	D	N/A		
V86EB	18	LTGN	GXL	1661262C1	2031872C1	5300	D	N/A		
HA6S	16	OR	GXL	1661261C1	2031871C1	5300	E	N/A		
V6S	18	OR	GXL	1661262C1	2031872C1	5300	E	N/A		
HA6S-G	16	WH	GXL	1661261C1	2031871C1	5300	F	N/A		
V6S-G	18	WH	GXL	1661262C1	2031872C1	5300	F	N/A		
DG4S	18	LTGN	GXL	241117R1	449797C1	5301	A	N/A		
V86BB	18	LTGN	GXL	1661261C1	3535769C1	5301	A	N/A		
DG11-GA	18	WH	GXL	241117R1	449797C1	5301	B	N/A		
V86CB	18	LTGN	GXL	1661261C1	3535769C1	5301	B	N/A		
DG5D	18	YL	GXL	241117R1	449797C1	5301	C	N/A		
DG9A	18	GY	GXL	241117R1	449797C1	5301	D	N/A		
DG15B	18	TN	GXL	241117R1	449797C1	5301	E	N/A		
V86DB	18	LTGN	GXL	1661261C1	3535769C1	5302	A	N/A		
V86EB	18	LTGN	GXL	1661261C1	3535769C1	5302	B	N/A		
HW86F	18	LTGN	GXL	1661262C1	3515763C1	5303	A	N/A		
HW86R	18	LTGN	GXL	1661262C1	3515763C1	5303	B	N/A		
HW86-GHW	18	LTGN	GXL	1661262C1	3515763C1	5303	C	N/A		
BH5D(+)	18	YL	TXL	1661262C1	3515763C1	5303	D	N/A		
BH5D(-)	18	GN	TXL	1661262C1	3515763C1	5303	E	N/A		
HW86AE	18	LTGN	GXL	1661262C1	3515763C1	5303	F	N/A		
HH86AH	18	LTGN	GXL	3577376C1	3663001C1	5312	1	N/A		
HH86AK	18	LTGN	GXL	3577376C1	3663001C1	5312	2	N/A		
HH86AC	18	LTGN	GXL	3577376C1	3663001C1	5312	4	N/A		
HH86BBP	18	LTGN	GXL	3577376C1	3663001C1	5312	5	N/A		
HH86DBP	18	LTGN	GXL	3577376C1	3663001C1	5312	6	N/A		
HH86AJ	18	LTGN	GXL	3577376C1	3663001C1	5312	9	N/A		
HH86AL	18	LTGN	GXL	3577376C1	3663001C1	5312	10	N/A		
HH86CBP	18	LTGN	GXL	3577376C1	3663001C1	5312	13	N/A		
HH86EBP	18	LTGN	GXL	3577376C1	3663001C1	5312	14	N/A		
HH86DBA	18	LTGN	GXL	3577373C1	3663000C1	5313	1	N/A		
HH86BBA	18	LTGN	GXL	3577373C1	3663000C1	5313	2	N/A		
JT86AR	18	LTGN	GXL	3577376C1	3663000C1	5313	3	N/A		
JT86AT	18	LTGN	GXL	3577376C1	3663000C1	5313	4	N/A		
HH86AA	18	LTGN	GXL	3577376C1	3663000C1	5313	6	N/A		
HH86DB	18	LTGN	GXL	3577376C1	3663000C1	5313	7	N/A		
HH86BB	18	LTGN	GXL	3577376C1	3663000C1	5313	8	N/A		
HH86K	18	LTGN	GXL	3577376C1	3663000C1	5313	9	N/A		
HH86H	18	LTGN	GXL	3577376C1	3663000C1	5313	10	N/A		
HH86APX	18	LTGN	GXL	3577373C1	3663000C1	5313	11	N/A		
HH86APY	18	LTGN	GXL	3577373C1	3663000C1	5313	12	N/A		
HH86APZ	18	LTGN	GXL	3577373C1	3663000C1	5313	13	N/A		
HH86CBA	18	LTGN	GXL	3577375C2	3663000C1	5313	14	N/A		
HH86EBA	18	LTGN	GXL	3577373C1	3663000C1	5313	15	N/A		
JT86AS	18	LTGN	GXL	3577376C1	3663000C1	5313	16	N/A		
JT86AU	18	LTGN	GXL	3577376C1	3663000C1	5313	17	N/A		
HH86EB	18	LTGN	GXL	3577376C1	3663000C1	5313	20	N/A		
HH86CB	18	LTGN	GXL	3577376C1	3663000C1	5313	21	N/A		
HH86L	18	LTGN	GXL	3577376C1	3663000C1	5313	22	N/A		
HH86J	18	LTGN	GXL	3577376C1	3663000C1	5313	23	N/A		
HH86-GHX	18	LTGN	GXL	3577373C1	3663000C1	5313	24	N/A		
HH86-GHY	18	LTGN	GXL	3577373C1	3663000C1	5313	25	N/A		
HH86-GHZ	18	LTGN	GXL	3577375C2	3663000C1	5313	26	N/A		
HH86DBA	18	LTGN	GXL	1661208C1	1661200C1	5314	A	N/A		
HH86BBA	18	LTGN	GXL	1661208C1	1661200C1	5314	B	N/A		
HH86CBA	18	LTGN	GXL	1661208C1	1661200C1	5314	E	N/A		
HH86EBA	18	LTGN	GXL	1661208C1	1661200C1	5314	F	N/A		
HB86-GK	10	WH	TXL	1660025C1	872291R1	5500	A	N/A		
LG86-GK	10	WH	TXL	1660025C1	872291R1	5500	A	N/A		
C54-GXR	16	WH	TXL	1667742C1	1667740C1	5500	A	1661872C1		
S54-GXD	16	WH	TXL	1667742C1	1667740C1	5500	A	1661872C1		
HB86AG	12	LTGN	GXL	333734C1	872291R1	5500	B	N/A		
LG86AG	14	LTGN	GXL	333733C1	872291R1	5500	B	N/A		
C57B	16	OR	TXL	1667742C1	1667740C1	5500	B	1661872C1		
S57B	16	OR	TXL	1667742C1	1667740C1	5500	B	1661872C1		
C54XR	16	BN	TXL	1667742C1	1667740C1	5500	C	1661872C1		
S54XC	16	BN	TXL	1667742C1	1667740C1	5500	C	1661872C1		
LF86-GK	10	WH	TXL	1660025C1	872291R1	5501	A	N/A		
LF86AG	12	LTGN	GXL	333734C1	872291R1	5501	B	N/A		
RF5U(+)	18	YL	TXL	1667743C1	1667740C1	5510	A	3568570C1		
S54XE	16	BN	TXL	2033911C1	1671611C1	5510	A	1652325C1		
S54-GXE	16	WH	TXL	2033911C1	1671611C1	5510	B	1652325C1		
RF5U(-)	18	GN	TXL	1667742C1	1667740C1	5510	C	3568570C1		
S54XF	16	BN	TXL	2033911C1	1671611C1	5520	A	1652325C1		
S54-GXF	16	WH	TXL	2033911C1	1671611C1	5520	B	1652325C1		
S54XH	16	BN	TXL	2033911C1	1671611C1	5530	A	1652325C1		
S54-GXH	16	WH	TXL	2033911C1	1671611C1	5530	B	1652325C1		
RF14ED	18	RD	GXL	1661875C1	2011340C1	5530	C	1661872C1		
RF11-GMB	18	WH	GXL	1661875C1	2011340C1	5530	D	1661872C1		
RF13EE	18	PK	GXL	1661875C1	2011340C1	5530	E	1661872C1		
S54XJ	16	BN	TXL	2033911C1	1671611C1	5540	A	1652325C1		
S54-GXJ	16	WH	TXL	2033911C1	1671611C1	5540	B	1652325C1		
S54-GXK	16	WH	TXL	1661875C1	1667741C1	5550	A	1661872C1		
S57B	16	OR	TXL	1661875C1	1667741C1	5550	B	1661872C1		
S54XK	16	BN	TXL	1661875C1	1667741C1	5550	C	1661872C1		

Circuit Number	Gauge	Color	Insulation	Terminal / Splice Number	Connector Part Number	Connector Number	Cavity	Seal/Sleeve	Lock 1	Lock 2
HA5T(-)	18	GN	TXL	3534164C1	3601838C1	5600	A	N/A		
BN5E(-)	18	GN	TXL	3534164C1	3601838C1	5600	B	N/A		
HA5(-)	18	GN	TXL	3534164C1	3601838C1	5600	C	N/A		
HA5(-)	18	GN	TXL	3534164C1	3601838C1	5600	D	N/A		
BH5D(-)	18	GN	TXL	3534164C1	3601838C1	5600	E	N/A		
BL5SB(-)	18	GN	TXL	3534164C1	3601838C1	5600	F	N/A		
BM5S(-)	18	GN	TXL	3534164C1	3601838C1	5600	F	N/A		
BL5SB(+)	18	YL	TXL	3534164C1	3601838C1	5600	G	N/A		
BM5S(+)	18	YL	TXL	3534164C1	3601838C1	5600	G	N/A		
BH5D(+)	18	YL	TXL	3534164C1	3601838C1	5600	H	N/A		
HA5(+)	18	YL	TXL	3534164C1	3601838C1	5600	J	N/A		
HA5(+)	18	YL	TXL	3534164C1	3601838C1	5600	K	N/A		
BN5E(+)	18	YL	TXL	3534164C1	3601838C1	5600	L	N/A		
HA5T(+)	18	YL	TXL	3534164C1	3601838C1	5600	M	N/A		
C54XL	16	BN	TXL	2033911C1	1671611C1	5610	A	1652325C1		
C54-GXL	16	WH	TXL	2033911C1	1671611C1	5610	B	1652325C1		
C54XM	16	BN	TXL	2033911C1	1671611C1	5620	A	1652325C1		
C54-GXM	16	WH	TXL	2033911C1	1671611C1	5620	B	1652325C1		
C54XN	16	BN	TXL	2033911C1	1671611C1	5630	A	1652325C1		
C54-GXN	16	WH	TXL	2033911C1	1671611C1	5630	B	1652325C1		
C54XP	16	BN	TXL	2033911C1	1671611C1	5640	A	1652325C1		
C54-GXP	16	WH	TXL	2033911C1	1671611C1	5640	B	1652325C1		
ZE75AJC	18	LTGN	GXL	879630R1	872291R1	5704	A	N/A		
ZE75AJB	18	LTGN	GXL	879630R1	872291R1	5704	B	N/A		
ZE75WDC	18	LTGN	TXL	879630R1	872291R1	5706	A	N/A		
ZE75WDB	18	LTGN	TXL	879630R1	872291R1	5706	B	N/A		
DK14TRI	16	RD	GXL	1661213C1	1661197C1	5754	A	N/A		
JY14TRI	16	RD	GXL	1661209C1	1661196C1	5754	A	N/A		
DK77SBY	16	LTGN	GXL	1661213C1	1661197C1	5754	B	N/A		
JY77SBY	16	LTGN	GXL	1661209C1	1661196C1	5754	B	N/A		
JY14TRI	16	RD	GXL	3616095C1		5755	A	2644005R1		
JY77SBY	16	LTGN	GXL	366817C2		5756	1	2644038R1		
DK13TRIB	16	PK	GXL	188396R1	872291R1	5757	A	N/A		
DK13TRIA	16	PK	GXL	188396R1	872291R1	5757	B	N/A		
HL3BD(+)	18	DKBL	GXL	1661875C1	2011340C1	5900	A	1661872C1		
HL3BD(-)	18	GY	GXL	1661875C1	2011340C1	5900	B	1661872C1		
HL14ED	18	RD	GXL	1661875C1	2011340C1	5900	C	1661872C1		
JA11-GMB	18	WH	GXL	1661875C1	2011340C1	5900	D	1661872C1		
JB11-GMB	18	WH	GXL	1661875C1	2011340C1	5900	D	1661872C1		
JA13EH	18	PK	GXL	1661875C1	2011340C1	5900	E	1661872C1		
JB13EE	18	PK	GXL	1661875C1	2011340C1	5900	E	1661872C1		
HL9BF	18	BK	GXL	1661875C1	2011340C1	5900	F	1661872C1		
HY11-GSC	18	WH	GXL	587578C1	587565C91	5901	A	1652325C1		
HZ13EE	18	PK	GXL	1661212C1	1661201C1	5902	A	N/A		
HZ14ED	18	RD	GXL	1661212C1	1661201C1	5902	B	N/A		
HZ9BF	18	BK	GXL	1661212C1	1661201C1	5902	C	N/A		
HZ11-GMB	18	WH	GXL	1661212C1	1661201C1	5902	D	N/A		
HZ3BD(+)	18	DKBL	GXL	1661212C1	1661201C1	5902	E	N/A		
HZ3BD(-)	18	GY	GXL	1661212C1	1661201C1	5902	F	N/A		
JA13EF	18	BK	GXL	1661208C1	1669972C1	5903	A	N/A		
JA11-GMC	18	WH	GXL	1661208C1	1669972C1	5903	B	N/A		
JZ3BD(-)	20	GY	GXL	2028495C1	2028493C1	5906	5	N/A		
JZ3BD(+)	20	DKBL	GXL	2028495C1	2028493C1	5906	6	N/A		
GP94TT	20	GY	GXL	2028495C1	2028493C1	5906	37	N/A		
JZ14EA	18	RD	GXL	2017535C1	2017533C1	5907	A	N/A		
JZ14EB	18	RD	GXL	2017535C1	2017533C1	5907	B	N/A		
JZ11-GMA	18	WH	GXL	2017535C1	2017533C1	5907	C	N/A		
JZ11-GMC	18	WH	GXL	2017535C1	2017533C1	5907	D	N/A		
JZ13EE	18	PK	GXL	2017535C1	2017533C1	5907	E	N/A		
JZ9BF	18	BK	GXL	2017535C1	2017533C1	5907	F	N/A		
GD14ED	18	RD	GXL	1661208C1	2005835C1	5909	A	N/A		
14ED	18	RD	GXL	UNDEF	2005835C1	5909	A	N/A		
GD11-GMB	18	WH	GXL	1661208C1	2005835C1	5909	C	N/A		
11-GMB	18	WH	GXL	1661208C1	2005835C1	5909	C	N/A		
GD13EE	18	PK	GXL	1661208C1	2005835C1	5909	E	N/A		
13EE	18	PK	GXL	1661208C1	2005835C1	5909	E	N/A		
GD3BD(+)	18	DKBL	GXL	1661208C1	2005835C1	5909	F	N/A		
3BD(+)	18	DKBL	GXL	1661208C1	2005835C1	5909	F	N/A		
GD3BD(-)	18	GY	GXL	1661208C1	2005835C1	5909	G	N/A		
3BD(-)	18	GY	GXL	1661208C1	2005835C1	5909	G	N/A		
HT9BA	18	BK	GXL	1661212C1	2005836C1	5927	A	N/A		
HT9BB	18	BK	GXL	1661212C1	2005836C1	5927	B	N/A		
HT13SD	18	PK	GXL	1661212C1	2005836C1	5927	C	N/A		
HT11-GSD	18	WH	GXL	1661212C1	2005836C1	5927	D	N/A		
HT14SD	18	RD	GXL	1661212C1	2005836C1	5927	E	N/A		
HT50S	18	YL	GXL	1661212C1	2005836C1	5927	F	N/A		
HT70E	18	OR	GXL	1661212C1	2005836C1	5927	G	N/A		
RG1	8	BK	GXL	V-TERM	3757368C1	5928	1	N/A		
RG1	8	BK	GXL	V-TERM	3757368C1	5929	1	N/A		
KA14A6	16	RD	TXL	3743666C1	3945694C1	6000	1	SWS_N_REQ		
KA95GBE	16	TN	TXL	3743666C1	3945694C1	6000	3	SWS_N_REQ		
KA13B	18	PK	TXL	3743666C1	3945694C1	6000	5	SWS_N_REQ		
TJ95F	20	TN	TXL	3743668C1	3945694C1	6000	6	SWS_N_REQ		
TK95F	20	TN	TXL	3743668C1	3945694C1	6000	6	SWS_N_REQ		
GM6A	20	VT	TXL	3743668C1	3945694C1	6000	8	SWS_N_REQ		
GN6A	20	VT	TXL	3743668C1	3945694C1	6000	8	SWS_N_REQ		
TJ97C	20	VT	TXL	3743668C1	3945694C1	6000	9	SWS_N_REQ		
TK97C	20	VT	TXL	3743668C1	3945694C1	6000	9	SWS_N_REQ		
TJ99B	20	VT	TXL	3743668C1	3945694C1	6000	10	SWS_N_REQ		
TK99B	20	VT	TXL	3743668C1	3945694C1	6000	10	SWS_N_REQ		
GA95WA	20	TN	TXL	3743668C1	3945694C1	6000	13	SWS_N_REQ		
KJ95WA	20	TN	TXL	3743668C1	3945694C1	6000	13	SWS_N_REQ		
KY95WA	20	TN	TXL	3743668C1	3945694C1	6000	13	SWS_N_REQ		
TP95K	20	TN	150	3743668C1	3945694C1	6000	16	SWS_N_REQ		
TY95K	20	TN	150	3743668C1	3945694C1	6000	16	SWS_N_REQ		
KL5BD(+)	20	YL	193	3743668C1	3945694C1	6000	21	SWS_N_REQ		
KF5(+)	20	YL	193	3743668C1	3945694C1	6000	22	SWS_N_REQ		
KH5(+)	20	YL	193	3743668C1	3945694C1	6000	22	SWS_N_REQ		
KL5AE(+)	20	YL	193	3743668C1	3945694C1	6000	22	SWS_N_REQ		
KV5R12B	20	YL	193	3743668C1	3945694C1	6000	22	SWS_N_REQ		
KA14A5	16	RD	TXL	3743666C1	3945694C1	6000	25	SWS_N_REQ		
KA14A4	16	RD	TXL	3743666C1	3945694C1	6000	26	SWS_N_REQ		
KA14A2	16	RD	TXL	3743666C1	3945694C1	6000	27	SWS_N_REQ		
KA14A1	16	RD	TXL	3743666C1	3945694C1	6000	28	SWS_N_REQ		
GM9A	20	TN	TXL	3743668C1	3945694C1	6000	32	SWS_N_REQ		
GN9A	20	TN	TXL	3743668C1	3945694C1	6000	32	SWS_N_REQ		
TJ97B	20	VT	TXL	3743668C1	3945694C1	6000	33	SWS_N_REQ		
TK97B	20	VT	TXL	3743668C1	3945694C1	6000	33	SWS_N_REQ		
GK34	20	TN	TXL	3743668C1	3945694C1	6000	35	SWS_N_REQ		
KD34E	20	TN	TXL	3743668C1	3945694C1	6000	35	SWS_N_REQ		
TJ95AT2	20	TN	TXL	3743668C1	3945694C1	6000	38	SWS_N_REQ		
TK95AT2	20	TN	TXL	3743668C1	3945694C1	6000	38	SWS_N_REQ		
TJ95AS2	20	TN	TXL	3743668C1	3945694C1	6000	39	SWS_N_REQ		
TK95AS2	20	TN	TXL	3743668C1	3945694C1	6000	39	SWS_N_REQ		
TJ95AU2	20	TN	TXL	3743668C1	3945694C1	6000	40	SWS_N_REQ		

Circuit Number	Gauge	Color	Insulation	Terminal / Splice Number	Connector Part Number	Connector Number	Cavity	Seal/Sleeve	Lock 1	Lock 2
TK95AU2	20	TN	TXL	3743668C1	3945694C1	6000	40	SWS_N_REQ		
TP95BA	20	TN	150	3743668C1	3945694C1	6000	41	SWS_N_REQ		
TY95BA	20	TN	150	3743668C1	3945694C1	6000	41	SWS_N_REQ		
TP95BC	20	TN	150	3743668C1	3945694C1	6000	42	SWS_N_REQ		
TY95BC	20	TN	150	3743668C1	3945694C1	6000	42	SWS_N_REQ		
KL5BD(-)	20	GN	193	3743668C1	3945694C1	6000	45	SWS_N_REQ		
KF5(-)	20	GN	193	3743668C1	3945694C1	6000	46	SWS_N_REQ		
KH5(-)	20	GN	193	3743668C1	3945694C1	6000	46	SWS_N_REQ		
KL5AE(-)	20	GN	193	3743668C1	3945694C1	6000	46	SWS_N_REQ		
KV5R108	20	GN	193	3743668C1	3945694C1	6000	46	SWS_N_REQ		
KA10-GH	16	WH	TXL	3743666C1	3945694C1	6000	49	SWS_N_REQ		
KA10-GG	16	WH	TXL	3743666C1	3945694C1	6000	50	SWS_N_REQ		
KA10-GF	16	WH	TXL	3743666C1	3945694C1	6000	51	SWS_N_REQ		
KA10-GE	16	WH	TXL	3743666C1	3945694C1	6000	52	SWS_N_REQ		
TP95DVL	20	TN	150	3743668C1	3945694C1	6000	53	SWS_N_REQ		
TY95DVL	20	TN	150	3743668C1	3945694C1	6000	53	SWS_N_REQ		
TJ95E	20	TN	TXL	3743668C1	3945694C1	6000	54	SWS_N_REQ		
TK95E	20	TN	TXL	3743668C1	3945694C1	6000	54	SWS_N_REQ		
TJ95AA	20	TN	TXL	3743668C1	3945694C1	6000	57	SWS_N_REQ		
TX95AA	20	TN	TXL	3743668C1	3945694C1	6000	57	SWS_N_REQ		
KF47AA	20	GY	TXL	3743668C1	3945694C1	6000	59	SWS_N_REQ		
KF47	20	GY	TXL	3743668C1	3945694C1	6000	60	SWS_N_REQ		
XY47A125	18	TN	TXL	3743667C1	3945694C1	6000	60	SWS_N_REQ		
KA97N	20	VT	TXL	3743668C1	3945694C1	6000	61	SWS_N_REQ		
KA95G	20	WH	TXL	3743668C1	3945694C1	6000	62	SWS_N_REQ		
KA97M	20	VT	TXL	3743668C1	3945694C1	6000	64	SWS_N_REQ		
KC41E	20	TN	TXL	3743668C1	3945694C1	6000	65	SWS_N_REQ		
KA10-GB	16	WH	TXL	3743666C1	3945694C1	6000	73	SWS_N_REQ		
KU21	16	TN	TXL	3743666C1	3945694C1	6000	75	SWS_N_REQ		
KU21A	16	TN	TXL	3743666C1	3945694C1	6000	76	SWS_N_REQ		
TP95DVH	20	TN	150	3743668C1	3945694C1	6000	77	SWS_N_REQ		
TY95DVH	20	TN	150	3743668C1	3945694C1	6000	77	SWS_N_REQ		
TJ23	20	TN	TXL	3743668C1	3945694C1	6000	78	SWS_N_REQ		
TK23	20	TN	TXL	3743668C1	3945694C1	6000	78	SWS_N_REQ		
KA95SB	20	TN	TXL	3743668C1	3945694C1	6000	79	SWS_N_REQ		
TJ95AC	20	TN	TXL	3743668C1	3945694C1	6000	82	SWS_N_REQ		
TK95AC	20	TN	TXL	3743668C1	3945694C1	6000	82	SWS_N_REQ		
GE44A	20	GY	TXL	3743668C1	3945694C1	6000	93	SWS_N_REQ		
S54XG	16	BN	TXL	2033819C1	1671610C1	6000	A	1652325C1		
S54-GXG	16	WH	TXL	2033819C1	1671610C1	6000	B	1652325C1		
CA95GE	18	TN	TXL	4078605C1	3952655C1	6018	1	N/A		
CB95GE	18	TN	TXL	4078605C1	3952655C1	6018	1	N/A		
CC95GE	18	TN	TXL	4078605C1	3952655C1	6018	1	N/A		
CD95GE	18	TN	TXL	4078605C1	3952655C1	6018	1	N/A		
KA97B	18	VT	TXL	4078605C1	3952655C1	6018	2	N/A		
AJ95F	18	TN	TXL	4078605C1	3952655C1	6018	4	N/A		
AK95F	18	TN	TXL	4078605C1	3952655C1	6018	4	N/A		
KA95-GC	18	BK	TXL	4078605C1	3952655C1	6018	5	N/A		
KA97C	18	VT	TXL	4078605C1	3952655C1	6018	6	N/A		
AP95BC	18	TN	150	4078605C1	3952655C1	6018	7	N/A		
AY95BC	18	TN	150	4078605C1	3952655C1	6018	7	N/A		
LE95BC	18	TN	150	4078605C1	3952655C1	6018	7	N/A		
LF95BC	18	TN	150	4078605C1	3952655C1	6018	7	N/A		
KB34D	18	TN	TXL	4078605C1	3952655C1	6018	8	N/A		
VL41E	18	TN	TXL	4078605C1	3952655C1	6018	9	N/A		
AP95BA	18	TN	150	4078605C1	3952655C1	6018	10	N/A		
AY95BA	18	TN	150	4078605C1	3952655C1	6018	10	N/A		
LE95BA	18	TN	150	4078605C1	3952655C1	6018	10	N/A		
LF95BA	18	TN	150	4078605C1	3952655C1	6018	10	N/A		
KA41-GA	18	WH	TXL	4078605C1	3952655C1	6018	11	N/A		
KA97P	18	TN	TXL	4078605C1	3952655C1	6018	12	N/A		
KJ92A19	18	TN	TXL	4078605C1	3952655C1	6018	14	N/A		
KJ92A13	18	TN	TXL	4078605C1	3952655C1	6018	16	N/A		
KA13	18	PK	TXL	4078605C1	3952655C1	6018	17	N/A		
KJ92A2	18	TN	TXL	4078605C1	3952655C1	6018	20	N/A		
KJ92A17	18	TN	TXL	4078605C1	3952655C1	6018	21	N/A		
KJ92A14	18	TN	TXL	4078605C1	3952655C1	6018	22	N/A		
KJ92A6	18	TN	TXL	4078605C1	3952655C1	6018	23	N/A		
KA95GBE	18	TN	TXL	4078605C1	3952655C1	6018	24	N/A		
ZB23A	18	TN	TXL	4078605C1	3952655C1	6018	25	N/A		
ZC23A	18	TN	TXL	4078605C1	3952655C1	6018	25	N/A		
AJ95AB	18	TN	TXL	4078605C1	3952655C1	6018	28	N/A		
AK95AB	18	TN	TXL	4078605C1	3952655C1	6018	28	N/A		
KA97N	18	VT	TXL	4078605C1	3952655C1	6018	29	N/A		
KA41A	18	TN	TXL	4078605C1	3952655C1	6018	31	N/A		
KA99B	18	VT	TXL	4078605C1	3952655C1	6018	33	N/A		
AP95K	18	TN	150	4078605C1	3952655C1	6018	34	N/A		
AY95K	18	TN	150	4078605C1	3952655C1	6018	34	N/A		
LE95K	18	TN	150	4078605C1	3952655C1	6018	34	N/A		
LF95K	18	TN	150	4078605C1	3952655C1	6018	34	N/A		
ZD95DA	18	TN	150	4078605C1	3952655C1	6018	36	N/A		
ZE95DA	18	TN	TXL	4078605C1	3952655C1	6018	36	N/A		
ZF95DA	18	TN	150	4078605C1	3952655C1	6018	36	N/A		
ZG95DA	18	TN	TXL	4078605C1	3952655C1	6018	36	N/A		
KJ92A1	18	TN	TXL	4078605C1	3952655C1	6018	39	N/A		
KJ92A9	18	TN	TXL	4078605C1	3952655C1	6018	40	N/A		
KJ92A16	18	TN	TXL	4078605C1	3952655C1	6018	46	N/A		
CC99D	18	VT	TXL	4078605C1	3952655C1	6018	50	N/A		
CD99D	18	VT	TXL	4078605C1	3952655C1	6018	50	N/A		
VA95-GF	18	WH	TXL	4078605C1	3952655C1	6018	55	N/A		
VE95-GF	18	WH	TXL	4078605C1	3952655C1	6018	55	N/A		
KJ92A5	18	TN	TXL	4078605C1	3952655C1	6018	56	N/A		
KA97M	18	VT	TXL	4078605C1	3952655C1	6018	57	N/A		
AJ95H	18	TN	TXL	4078605C1	3952655C1	6018	58	N/A		
AK95H	18	TN	TXL	4078605C1	3952655C1	6018	58	N/A		
KF5E(-)	20	GN	193	4078604C1	3952655C1	6018	59	N/A		
KG5AE(-)	20	GN	193	4078604C1	3952655C1	6018	59	N/A		
KH5E(-)	20	GN	193	4078604C1	3952655C1	6018	59	N/A		
XR55127	20	GN	193	4078604C1	3952655C1	6018	59	N/A		
XZ5R117	20	GN	193	4078604C1	3952655C1	6018	59	N/A		
AP5A(-)	18	GN	TXL	4078605C1	3952655C1	6018	60	N/A		
AY5A(-)	18	GN	TXL	4078605C1	3952655C1	6018	60	N/A		
LE5A(-)	18	GN	TXL	4078605C1	3952655C1	6018	60	N/A		
LF5A(-)	18	GN	TXL	4078605C1	3952655C1	6018	60	N/A		
KA98GN	20	GN	193	4078604C1	3952655C1	6018	61	N/A		
AP9A	18	TN	TXL	4078605C1	3952655C1	6018	63	N/A		
AY9A	18	TN	TXL	4078605C1	3952655C1	6018	63	N/A		
LE9A	18	TN	150	4078605C1	3952655C1	6018	63	N/A		
LF9A	18	TN	150	4078605C1	3952655C1	6018	63	N/A		
AJ95AT2	18	TN	TXL	4078605C1	3952655C1	6018	64	N/A		
AK95AT2	18	TN	TXL	4078605C1	3952655C1	6018	64	N/A		
KJ92A7	18	TN	TXL	4078605C1	3952655C1	6018	65	N/A		
SG92A11	18	TN	TXL	4078605C1	3952655C1	6018	66	N/A		
SJ92A18	18	TN	TXL	4078605C1	3952655C1	6018	66	N/A		
AJ95AR2	18	RD	TXL	4078605C1	3952655C1	6018	67	N/A		

Circuit Number	Gauge	Color	Insulation	Terminal / Splice Number	Connector Part Number	Connector Number	Cavity	Seal/Sleeve	Lock 1	Lock 2
AK95AR2	18	RD	TXL	4078605C1	3952655C1	6018	67	N/A		
AJ95AU2	18	TN	TXL	4078605C1	3952655C1	6018	69	N/A		
AK95AU2	18	TN	TXL	4078605C1	3952655C1	6018	69	N/A		
KA9ST8	18	GY	TXL	4078605C1	3952655C1	6018	72	N/A		
ZA23-G	18	WH	TXL	4078605C1	3952655C1	6018	76	N/A		
KJ92A8	18	TN	TXL	4078605C1	3952655C1	6018	77	N/A		
KJ92A10	18	TN	TXL	4078605C1	3952655C1	6018	78	N/A		
KL47T	18	GY	TXL	4078605C1	3952655C1	6018	78	N/A		
KF55(+)	20	YL	193	4078604C1	3952655C1	6018	83	N/A		
KG5AE(+)	20	YL	193	4078604C1	3952655C1	6018	83	N/A		
KH5S(+)	20	YL	193	4078604C1	3952655C1	6018	83	N/A		
XR5S106	20	YL	193	4078604C1	3952655C1	6018	83	N/A		
XZ5R106	20	YL	193	4078604C1	3952655C1	6018	83	N/A		
AP5A(+)	18	YL	TXL	4078605C1	3952655C1	6018	84	N/A		
AY5A(+)	18	YL	TXL	4078605C1	3952655C1	6018	84	N/A		
LE5A(+)	18	YL	TXL	4078605C1	3952655C1	6018	84	N/A		
LF5A(+)	18	YL	TXL	4078605C1	3952655C1	6018	84	N/A		
KA9BYL	20	YL	193	4078604C1	3952655C1	6018	85	N/A		
AJ95AS2	18	TN	TXL	4078605C1	3952655C1	6018	87	N/A		
AK95AS2	18	TN	TXL	4078605C1	3952655C1	6018	87	N/A		
KJ92A12	18	TN	TXL	4078605C1	3952655C1	6018	90	N/A		
PL47	18	GY	TXL	4078605C1	3952655C1	6018	91	N/A		
XN47	18	GY	TXL	4078605C1	3952655C1	6018	91	N/A		
XP47A12S	18	TN	TXL	4078605C1	3952655C1	6018	91	N/A		
XY47A12S	18	TN	TXL	4078605C1	3952655C1	6018	91	N/A		
PL47A	18	GY	TXL	4078605C1	3952655C1	6018	92	N/A		
XN47A	18	GY	TXL	4078605C1	3952655C1	6018	92	N/A		
AP95DVH	20	TN	150	3689959C1	3952656C1	6019	1	3623615C1		
AY95DVH	20	TN	150	3689959C1	3952656C1	6019	1	3623615C1		
LE95DVH	20	TN	150	3689959C1	3952656C1	6019	1	3623615C1		
LF95DVH	20	TN	150	3689959C1	3952656C1	6019	1	3623615C1		
AJ95E	20	TN	TXL	3689959C1	3952656C1	6019	2	3623615C1		
AK95E	20	TN	TXL	3689959C1	3952656C1	6019	2	3623615C1		
KA14G	14	RD	TXL	3687802C1	3952656C1	6019	3	3624233C1		
KA92D16	14	WH	TXL	3687802C1	3952656C1	6019	4	3624233C1		
AP95DVL	20	TN	150	3689959C1	3952656C1	6019	6	3623615C1		
AY95DVL	20	TN	150	3689959C1	3952656C1	6019	6	3623615C1		
LE95DVL	20	TN	150	3689959C1	3952656C1	6019	6	3623615C1		
LF95DVL	20	TN	150	3689959C1	3952656C1	6019	6	3623615C1		
KA92BA16	14	WH	TXL	3687802C1	3952656C1	6019	7	3624233C1		
KA14HC	14	RD	TXL	3687802C1	3952656C1	6019	8	3624233C1		
KA14K	14	RD	TXL	3687802C1	3952656C1	6019	9	3624233C1		
KA92C16	14	WH	TXL	3687802C1	3952656C1	6019	10	3624233C1		
KA95SB	20	TN	TXL	3689959C1	3952656C1	6019	11	3623615C1		
KA92BB16	14	WH	TXL	3687802C1	3952656C1	6019	13	3624233C1		
KA14KAA	14	RD	TXL	3687802C1	3952656C1	6019	14	3624233C1		
KA14H	14	RD	TXL	3687802C1	3952656C1	6019	15	3624233C1		
KA92E16	14	WH	TXL	3687802C1	3952656C1	6019	16	3624233C1		
CC21B2	18	TN	TXL	3535303C1	3917967C1	6033	A	3535424C1		
CD21B2	18	TN	TXL	3535303C1	3917967C1	6033	A	3535424C1		
CC21B1	18	TN	TXL	3535303C1	3917967C1	6033	B	3535424C1		
CD21B1	18	TN	TXL	3535303C1	3917967C1	6033	B	3535424C1		
CC21B3	18	TN	TXL	3535303C1	3917967C1	6033	C	3535424C1		
CD21B3	18	TN	TXL	3535303C1	3917967C1	6033	C	3535424C1		
AL13AB	18	RD	TXL	3535303C1	3917967C1	6033	D	3535424C1		
AM13AB	18	RD	TXL	3535303C1	3917967C1	6033	D	3535424C1		
AS13AB	18	RD	TXL	3535303C1	3917967C1	6033	D	3535424C1		
KA41A	18	TN	TXL	3535303C1	3917967C1	6033	E	3535424C1		
KA41-GA	18	WH	TXL	3535303C1	3917967C1	6033	F	3535424C1		
KA41-GB	18	WH	TXL	3535303C1	3917967C1	6033	G	3535424C1		
KA41-GC	18	WH	TXL	3535303C1	3917967C1	6033	H	3535424C1		
VM2-G	2	BK	SGR	571717C1		6101	1	3812582R1		
VH2-G	1	BK	SGR	3870430C1		6101	1	2643308R1		
VG2-G	2	BK	SGR	2012973C1		6101	1	2644004R1		
K2-G	0	BK	SGR	475968C1		6101	1	2643308R1		
LD2-G	2	BK	SGR	571717C1		6101	1	3812582R1		
LC2-G	1	BK	SGR	3870430C1		6101	1	2643308R1		
DL2-G	0	BK	SGR	475968C1		6101	1	2643308R1		
VM2-G	2	BK	SGR	571717C1		6101	1	3812582R1		
CC99D	18	VT	TXL	3601686C1	6113104C1	6104	1	3733609C1		
CD99D	18	VT	TXL	3601686C1	6113104C1	6104	1	3733609C1		
CC95GC	18	VT	GXL	3601686C1	6113104C1	6104	2	3601687C1		
CD95GC	18	VT	GXL	3601686C1	6113104C1	6104	2	3601687C1		
KG10-GD	16	WH	GXL	2033819C1	1671610C1	6200	A	1652325C1		
WA10-GA	16	WH	GXL	2033819C1	1671610C1	6200	A	1652325C1		
WC10-GA	12	WH	GXL	2033816C1	1671610C1	6200	A	589390C1		
KA77-G	16	WH	TXL	2033819C1	1671610C1	6200	A	1652325C1		
KA77	16	LTGN	GXL	2033819C1	1671610C1	6200	B	1652325C1		
KA77	16	LTGN	TXL	2033819C1	1671610C1	6200	B	1652325C1		
YB9AB	20	GY	TXL	3600325C1	3600324C1	6201	1	3600327C1		
YB77B	20	LTGN	TXL	3600325C1	3600324C1	6201	2	3600327C1		
YB77C	20	LTGN	TXL	3600325C1	3600324C1	6201	3	3600327C1		
YB6DB	20	GY	TXL	3600325C1	3600324C1	6201	4	3600327C1		
AA9AE	18	GY	TXL	1661875C1	3590299C1	6202	A	3568570C1		
AA74J	18	LTGN	TXL	1661875C1	3590299C1	6202	B	3568570C1		
VM2A-FL	10	RS	FUS	338892C2		6301	1	2644054R1		
VM2B-FL	10	RS	FUS	338892C2		6301	1	2644054R1		
KB2-G	2	WH	SGX	475963C1		6302	1	2644004R1		
KA10-G	8	WH	GXL	373756C2		6303	1	2644054R1		
VG2-G	2	WH	SGX	475963C1		6304	1	2644004R1		
VT17	16	PK	GXL	3728984C1		6305	1	2644038R1		
KR17	16	PK	GXL	3692844C1		6306	1	2644038R1		
KL10C	10	BK	TXL	3866817C1		6306	A	2644005R1		
VS17	16	PK	GXL	3692844C1		6307	1	2644038R1		
VD2-G	1	WH	SGX	475965C1		6307	1	2644004R1		
VF2-G	2	WH	SGX	475963C1		6309	1	2644004R1		
WX2-G	2	WH	SGX	475963C1		6309	1	2644004R1		
VF2-G	2	WH	SGX	475963C1		6310	1	2644004R1		
LB17D	16	PK	GXL	3692844C1		6317	1	2644038R1		
KR2-G	2	WH	SGX	475963C1		6317	A	2644004R1		
TJ23	20	TN	TXL	1661875C1	3522068C1	6400	A	3568570C1		
TK23	20	TN	TXL	1661875C1	3522068C1	6400	A	3568570C1		
TJ23-G	20	TN	TXL	1661875C1	3522068C1	6400	B	3568570C1		
TK23-G	20	TN	TXL	1661875C1	3522068C1	6400	B	3568570C1		
KB34D	18	TN	TXL	3554322C1	3662425C1	6401	A	3554318C1		
KD34	16	TN	TXL	2033819C1	1671610C1	6401	A	1652325C1		
KB34B	18	TN	TXL	3554322C1	3662425C1	6401	B	3554318C1		
KD34A	16	TN	TXL	2033819C1	1671610C1	6401	B	1652325C1		
GK34A	18	TN	TXL	3554322C1	3662425C1	6402	A	3554318C1		
GK34-G	18	TN	TXL	3554322C1	3662425C1	6402	B	3554318C1		
KU21	16	TN	TXL	2033819C1	1671610C1	6550	A	1652325C1		
KU21A	16	TN	TXL	2033819C1	1671610C1	6550	B	1652325C1		
CC21A1	12	TN	GXL	374377C2		6564	1	2644002R1		
CC21A2	12	TN	GXL	374377C2		6564	1	2644002R1		
CD21A1	12	TN	GXL	374377C2		6564	1	2644002R1		

Circuit Number	Gauge	Color	Insulation	Terminal / Splice Number	Connector Part Number	Connector Number	Cavity	Seal/Sleeve	Lock 1	Lock 2
CD21A2	12	TN	GXL	374377C2		6564	1	2644002R1		
CC14A	8	RD	TXL	3752570C1		6565	1	2644054R1		
CD14A	8	RD	TXL	3752570C1		6565	1	2644054R1		
KA14J2	10	RD	GXL	3752553C1	6113338C1	6566	1	6113347C1		
KA14AF	10	RD	TXL	3752553C1	6113338C1	6566	1	6113347C1		
VV14N	10	RD	GXL	3752553C1	6113338C1	6566	3	6113347C1		
KH14K	10	RD	TXL	3752553C1	6113338C1	6566	3	6113347C1		
KA14B	16	RD	TXL	3830798C1	6113341C1	6567	1	3509903C1		
KA14B	16	RD	TXL	3830798C1	6113341C1	6567	1	3509903C1		
KG14B	16	RD	TXL	3830798C1	6113341C1	6567	4	3509903C1		
KL14B	16	RD	TXL	3830798C1	6113341C1	6567	4	3509903C1		
KG14A	16	RD	TXL	3830798C1	6113341C1	6567	7	3509903C1		
LJ14A	12	RD	TXL	3830799C1	6113341C1	6567	7	3575783C1		
TD92A170	14	RD	GXL	3830798C1	6113341C1	6567	7	3509903C1		
XV92#110	12	RD	TXL	3830799C1	6113341C1	6567	7	3575783C1		
KH14A	12	RD	TXL	3830799C1	6113341C1	6567	7	3575783C1		
KL14A	16	RD	TXL	3830798C1	6113341C1	6567	7	3509903C1		
KV92#110	12	RD	TXL	3830799C1	6113341C1	6567	7	3575783C1		
KA14D	12	RD	TXL	3830799C1	6113341C1	6567	13	3575783C1		
KA14D	12	RD	TXL	3830799C1	6113341C1	6567	13	3575783C1		
YK9AA	16	GY	TXL	3535303C1	3543729C1	6702	A	3535424C1		
YA9AA	16	GY	TXL	3535303C1	3543729C1	6702	A	3535424C1		
YL9AB	20	GY	TXL	3535302C1	3543729C1	6702	B	3535423C1		
YN9AB	20	GY	TXL	3535302C1	3543729C1	6702	B	3535423C1		
YB9AB	20	GY	TXL	3535302C1	3543729C1	6702	B	3535423C1		
KK9AAD	18	GY	GXL	3535303C1	3543729C1	6702	C	3535424C1		
PC9AAD	18	GY	TXL	3535303C1	3543729C1	6702	C	3535424C1		
WP9AAD	18	GY	GXL	3535303C1	3543729C1	6702	C	3535424C1		
YC9AAD	18	GY	GXL	3535303C1	3543729C1	6702	C	3535424C1		
YE9AAD	18	GY	GXL	3535303C1	3543729C1	6702	C	3535424C1		
YG9AAD	18	GY	GXL	3535303C1	3543729C1	6702	C	3535424C1		
JE9AAB	18	GY	GXL	3535303C1	3543729C1	6702	D	3535424C1		
KE9AAB	18	GY	TXL	3535303C1	3543729C1	6702	D	3535424C1		
KE9AAB	18	GY	TXL	3535303C1	3543729C1	6702	D	3535424C1		
KZ9AAC	18	GY	GXL	3535303C1	3543729C1	6702	E	3535424C1		
KA9SG	20	WH	TXL	3535302C1	3543729C1	6703	A	3535423C1		
KC41D	20	WH	TXL	3535302C1	3543729C1	6703	B	3535423C1		
GA9S-GF	20	WH	GXL	3535302C1	3543729C1	6703	C	3535424C1		
KJ9S-GF	20	WH	GXL	3535302C1	3543729C1	6703	C	3535424C1		
KY9S-GG	18	WH	GXL	3535303C1	3543729C1	6703	C	3535424C1		
GE44G	18	GY	TXL	3535303C1	3543729C1	6703	D	3535424C1		
GK34-G	18	TN	TXL	3535303C1	3543729C1	6703	E	3535424C1		
KA92F16	14	WH	TXL	2033816C1	3551896C1	6704	A	1652325C1		
KA10H2	10	WH	TXL	1687847C1	3551896C1	6704	A	589390C1		
AL10-H	10	WH	TXL	1687847C1	3551896C1	6704	B	589390C1		
AM10-H	10	WH	TXL	1687847C1	3551896C1	6704	B	589390C1		
AS10-H	10	WH	TXL	1687847C1	3551896C1	6704	B	589390C1		
TJ9S-GB	16	BK	TXL	2033819C1	3551896C1	6704	B	1652325C1		
TX9S-GB	16	BK	TXL	2033819C1	3551896C1	6704	B	1652325C1		
KA41-GD	12	WH	GXL	2033816C1	3551896C1	6704	C	589390C1		
KA9S-GC	18	BK	TXL	2033819C1	3551896C1	6704	C	3517771C1		
TD92-G	14	WH	GXL	2033816C1	3551896C1	6704	D	589391C1		
XV92-G	12	WH	TXL	2033816C1	3551896C1	6704	D	589391C1		
TL10-G	10	WH	TXL	1687847C1	3551896C1	6704	D	589390C1		
TM10-G	10	WH	TXL	1687847C1	3551896C1	6704	D	589390C1		
TS10-G	10	WH	TXL	1687847C1	3551896C1	6704	D	589390C1		
KA41-GE	10	WH	TXL	1687847C1	3551896C1	6704	E	589390C1		
KA10H3	10	WH	TXL	1687847C1	3551896C1	6704	E	589390C1		
KA41-GF	10	WH	TXL	1687847C1	3551896C1	6704	F	589390C1		
KV92-G	12	WH	TXL	2033816C1	3551896C1	6704	F	589391C1		
AP5B(+)	18	YL	TXL	3754236C1	3602454C1	6748	A	N/A		
AY5B(+)	18	YL	TXL	3754236C1	3602454C1	6748	A	N/A		
LE5B(-)	18	GN	TXL	3754236C1	3602454C1	6748	A	N/A		
LF5B(-)	18	GN	TXL	3754236C1	3602454C1	6748	A	N/A		
AP5B(-)	18	GN	TXL	3754236C1	3602454C1	6748	B	N/A		
AY5B(-)	18	GN	TXL	3754236C1	3602454C1	6748	B	N/A		
LE5B(+)	18	YL	TXL	3754236C1	3602454C1	6748	B	N/A		
LF5B(+)	18	YL	TXL	3754236C1	3602454C1	6748	B	N/A		
JS1A	14	LTBL	GXL	365876C2		7000	1	2644038R1		
JS1A	16	RD	TXL	365876C2		7000	1	2644038R1		
JS1B	14	TN	GXL	3695859C1		7100	1	2644005R1		
JS1B	16	RD	TXL	3695859C1		7100	1	2644005R1		
KH5V(-)	18	GN	TXL	3555249C1	3599542C1	7105	2	N/A		
KH5V(+)	18	YL	TXL	3555249C1	3599542C1	7105	3	N/A		
KH17-GC	18	WH	GXL	3555249C1	3599542C1	7105	4	N/A		
KH3BC(+)	18	DKBL	GXL	3555249C1	3599542C1	7105	10	N/A		
KH3BC(-)	18	GY	GXL	3555249C1	3599542C1	7105	11	N/A		
KH92A	18	TN	GXL	3555249C1	3599542C1	7105	16	N/A		
KH92B	18	TN	GXL	3555249C1	3599542C1	7105	17	N/A		
KH92DP	18	TN	GXL	3555249C1	3599542C1	7105	18	N/A		
KH17C	18	PK	GXL	3555249C1	3599542C1	7105	26	N/A		
KH17B	18	PK	GXL	3555249C1	3599542C1	7105	32	N/A		
KH92DR	18	TN	GXL	3555249C1	3599542C1	7105	34	N/A		
KH13A	14	PK	GXL	3841699C1	3599542C1	7105	35	N/A		
KH10-GK	12	WH	TXL	3841699C1	3599542C1	7105	36	N/A		
KH14A	12	RD	TXL	3841699C1	3599542C1	7105	38	N/A		
KG17-GA	18	WH	TXL	3766445C1	3765544C1	7106	4	3554318C1		
KL17-GA	18	TN	TXL	3766445C1	3765544C1	7106	4	3554318C1		
KG10-GB	16	BK	TXL	3766445C1	3765544C1	7106	5	3554318C1		
KL10B	16	BK	TXL	3766445C1	3765544C1	7106	5	3554318C1		
KG14A	16	RD	TXL	3766445C1	3765544C1	7106	6	3554318C1		
KL14A	16	RD	TXL	3766445C1	3765544C1	7106	6	3554318C1		
KG31A	18	TN	TXL	3766445C1	3765544C1	7106	7	3554318C1		
KL31A	18	TN	TXL	3766445C1	3765544C1	7106	7	3554318C1		
KG92A	18	TN	TXL	3766445C1	3765544C1	7106	9	3554318C1		
KL92A	18	TN	TXL	3766445C1	3765544C1	7106	9	3554318C1		
KG13A	18	PK	TXL	3766445C1	3765544C1	7106	10	3554318C1		
KL13A	16	PK	TXL	3766445C1	3765544C1	7106	10	3554318C1		
KG5A(+)	18	YL	TXL	3766445C1	3765544C1	7106	11	3554318C1		
KL5A(+)	18	YL	TXL	3766445C1	3765544C1	7106	11	3554318C1		
KG5A(-)	18	GN	TXL	3766445C1	3765544C1	7106	12	3554318C1		
KL5A(-)	18	GN	TXL	3766445C1	3765544C1	7106	12	3554318C1		
KG17A	18	PK	TXL	3766445C1	3765544C1	7106	14	3554318C1		
KL17A	18	DKBL	TXL	3766445C1	3765544C1	7106	14	3554318C1		
KG10-GA	16	BK	TXL	3766445C1	3765544C1	7106	15	3554318C1		
KL10A	16	BK	TXL	3766445C1	3765544C1	7106	15	3554318C1		
KG14B	16	RD	TXL	3766445C1	3765544C1	7106	16	3554318C1		
KL14B	16	RD	TXL	3766445C1	3765544C1	7106	16	3554318C1		
KG31B	18	TN	TXL	3766445C1	3765544C1	7106	18	3554318C1		
KL31B	18	TN	TXL	3766445C1	3765544C1	7106	18	3554318C1		
KG31C	18	TN	TXL	3766445C1	3765544C1	7106	19	3554318C1		
KL31C	18	TN	TXL	3766445C1	3765544C1	7106	19	3554318C1		
KG71K	18	LTBL	TXL	3766445C1	3765545C1	7107	1	3554318C1		
KL71K	18	LTBL	TXL	3766445C1	3765545C1	7107	1	3554318C1		
KT92#202	18	TN	TXL	3766445C1	3765545C1	7107	2	3554318C1		

Circuit Number	Gauge	Color	Insulation	Terminal / Splice Number	Connector Part Number	Connector Number	Cavity	Seal/Sleeve	Lock 1	Lock 2
KT92#202	18	LTBL	TXL	3766445C1	3765545C1	7107	2	3554318C1		
KP71L	18	OR	TXL	3766445C1	3765545C1	7107	5	3554318C1		
KT71A	18	LTBL	TXL	3766445C1	3765545C1	7107	5	3554318C1		
KP71L	18	OR	TXL	3766445C1	3765545C1	7107	5	3554318C1		
KT71A	18	LTBL	TXL	3766445C1	3765545C1	7107	5	3554318C1		
LESD(+)	18	YL	TXL	3766445C1	3765545C1	7107	7	3554318C1		
LFSD(+)	18	YL	TXL	3766445C1	3765545C1	7107	7	3554318C1		
KLSB(+)	18	YL	TXL	3766445C1	3765545C1	7107	7	3554318C1		
LESD(-)	18	GN	TXL	3766445C1	3765545C1	7107	8	3554318C1		
LFSD(-)	18	GN	TXL	3766445C1	3765545C1	7107	8	3554318C1		
KLSB(-)	18	GN	TXL	3766445C1	3765545C1	7107	8	3554318C1		
KT92#214	18	TN	TXL	3766445C1	3765545C1	7107	14	3554318C1		
KT92#214	18	TN	TXL	3766445C1	3765545C1	7107	14	3554318C1		
KT92#215	18	TN	TXL	3766445C1	3765545C1	7107	15	3554318C1		
KT92#215	18	TN	TXL	3766445C1	3765545C1	7107	15	3554318C1		
KT92#216	18	TN	TXL	3766445C1	3765545C1	7107	16	3554318C1		
KT92#216	18	TN	TXL	3766445C1	3765545C1	7107	16	3554318C1		
KF5TB(-)	18	GN	TXL	3683464C1	3683465C1	7110	A	3535424C1		
KH5TB(-)	18	GN	TXL	3683464C1	3683465C1	7110	A	3535424C1		
XRSC127	18	GN	TXL	3683464C1	3683465C1	7110	A	3535424C1		
XZSA117	18	GN	TXL	3683464C1	3683465C1	7110	A	3535424C1		
KF5TB(+)	18	YL	TXL	3683464C1	3683465C1	7110	A	3535424C1		
KLSBE(+)	18	YL	TXL	3683464C1	3683465C1	7110	A	3535424C1		
KVSA128	18	YL	TXL	3683464C1	3683465C1	7110	A	3535424C1		
KF5TB(+)	18	YL	TXL	3683464C1	3683465C1	7110	B	3535424C1		
KH5TB(+)	18	YL	TXL	3683464C1	3683465C1	7110	B	3535424C1		
XRSC106	18	YL	TXL	3683464C1	3683465C1	7110	B	3535424C1		
XZSA106	18	YL	TXL	3683464C1	3683465C1	7110	B	3535424C1		
KF5TB(-)	18	GN	TXL	3683464C1	3683465C1	7110	B	3535424C1		
KLSBE(-)	18	GN	TXL	3683464C1	3683465C1	7110	B	3535424C1		
KVSA108	18	GN	TXL	3683464C1	3683465C1	7110	B	3535424C1		
KGSAB(-)	18	GN	TXL	3535303C1	3683465C1	7111	A	3535424C1		
KGSAB(+)	18	YL	TXL	3535303C1	3683465C1	7111	B	3535424C1		
KG31C	18	TN	TXL	4104390C1	4104389C1	7135	1	3600327C1		
KL31C	18	TN	TXL	4104390C1	4104389C1	7135	1	3600327C1		
KG31B	18	TN	TXL	4104390C1	4104389C1	7135	2	3600327C1		
KL31B	18	TN	TXL	4104390C1	4104389C1	7135	2	3600327C1		
KG31A	18	TN	TXL	4104390C1	4104389C1	7135	3	3600327C1		
KL31A	18	TN	TXL	4104390C1	4104389C1	7135	3	3600327C1		
TD92#101	18	LTBL	TXL	3686945C1	3605713C1	7150	1	SWS_N_REQ		
TW92#103	18	YL	TXL	3686945C1	3605713C1	7150	3	SWS_N_REQ		
TD92#105	18	TN	TXL	3686945C1	3605713C1	7150	5	SWS_N_REQ		
XRSB106	18	YL	TXL	3686945C1	3605713C1	7150	6	SWS_N_REQ		
TD92#109	18	GY	TXL	3686945C1	3605713C1	7150	9	SWS_N_REQ		
TD92#110	18	PK	TXL	3686945C1	3605713C1	7150	10	SWS_N_REQ		
TD92#111	18	OR	TXL	3686945C1	3605713C1	7150	11	SWS_N_REQ		
TW92#112	18	TN	TXL	3686945C1	3605713C1	7150	12	SWS_N_REQ		
TD92#116	18	LTBL	TXL	3686945C1	3605713C1	7150	16	SWS_N_REQ		
SA92#117	18	TN	TXL	3686945C1	3605713C1	7150	17	SWS_N_REQ		
SC92A117	18	TN	TXL	3686945C1	3605713C1	7150	17	SWS_N_REQ		
SD92#117	18	TN	TXL	3686945C1	3605713C1	7150	17	SWS_N_REQ		
TD92#118	18	TN	TXL	3686945C1	3605713C1	7150	18	SWS_N_REQ		
TP92#120	18	LTBL	TXL	3686945C1	3605713C1	7150	20	SWS_N_REQ		
TD92#122	18	YL	TXL	3686945C1	3605713C1	7150	22	SWS_N_REQ		
TD92#123	18	LTBL	TXL	3686945C1	3605713C1	7150	23	SWS_N_REQ		
TW92#124	18	TN	TXL	3686945C1	3605713C1	7150	24	SWS_N_REQ		
XP47A125	18	TN	TXL	3686945C1	3605713C1	7150	25	SWS_N_REQ		
XRSB127	18	GN	TXL	3686945C1	3605713C1	7150	27	SWS_N_REQ		
TD92#130	18	WH	TXL	3686945C1	3605713C1	7150	30	SWS_N_REQ		
TU92#131	18	YL	TXL	3686945C1	3605713C1	7150	31	SWS_N_REQ		
TD92#133	18	YL	TXL	3686945C1	3605713C1	7150	33	SWS_N_REQ		
TD92#134	18	TN	TXL	3686945C1	3605713C1	7150	34	SWS_N_REQ		
TD92#136	18	OR	TXL	3686945C1	3605713C1	7150	36	SWS_N_REQ		
TD92#137	18	TN	TXL	3686945C1	3605713C1	7150	37	SWS_N_REQ		
TP48#139	18	OR	TXL	3686945C1	3605713C1	7150	39	SWS_N_REQ		
TD47#140	18	LTGN	TXL	3686945C1	3605713C1	7150	40	SWS_N_REQ		
TD92#141	18	TN	TXL	3686945C1	3605713C1	7150	41	SWS_N_REQ		
SC92#142	18	TN	TXL	3686945C1	3605713C1	7150	42	SWS_N_REQ		
TD92#143	18	LTBL	TXL	3686945C1	3605713C1	7150	43	SWS_N_REQ		
SA92#145	18	OR	TXL	3686945C1	3605713C1	7150	45	SWS_N_REQ		
SC92#145	18	OR	TXL	3686945C1	3605713C1	7150	45	SWS_N_REQ		
SD92#145	18	OR	TXL	3686945C1	3605713C1	7150	45	SWS_N_REQ		
TD92#151	18	WH	TXL	3686945C1	3605713C1	7150	51	SWS_N_REQ		
TD92#152	18	LTGN	TXL	3686945C1	3605713C1	7150	52	SWS_N_REQ		
TD92#154	18	TN	TXL	3686945C1	3605713C1	7150	54	SWS_N_REQ		
TD92#155	18	TN	TXL	3686945C1	3605713C1	7150	55	SWS_N_REQ		
TD92#157	18	WH	TXL	3686945C1	3605713C1	7150	57	SWS_N_REQ		
TU92#158	18	LTGN	TXL	3686945C1	3605713C1	7150	58	SWS_N_REQ		
TP48#159	18	TN	TXL	3686945C1	3605713C1	7150	59	SWS_N_REQ		
TD47#160	18	YL	TXL	3686945C1	3605713C1	7150	60	SWS_N_REQ		
TW92#161	18	TN	TXL	3686945C1	3605713C1	7150	61	SWS_N_REQ		
TD92#162	18	YL	TXL	3686945C1	3605713C1	7150	62	SWS_N_REQ		
TD92#163	18	TN	TXL	3686945C1	3605713C1	7150	63	SWS_N_REQ		
TD92#164	18	LTBL	TXL	3686945C1	3605713C1	7150	64	SWS_N_REQ		
TD92#165	18	TN	TXL	3686945C1	3605713C1	7150	65	SWS_N_REQ		
TD92#169	18	TN	TXL	3686945C1	3605713C1	7150	69	SWS_N_REQ		
TD92#170	18	TN	TXL	3686945C1	3605713C1	7150	70	SWS_N_REQ		
TD92#171	18	TN	TXL	3686945C1	3605713C1	7150	71	SWS_N_REQ		
TD92#174	18	TN	TXL	3686945C1	3605713C1	7150	74	SWS_N_REQ		
TD92#176	18	YL	TXL	3686945C1	3605713C1	7150	76	SWS_N_REQ		
TD92#177	18	LTGN	TXL	3686945C1	3605713C1	7150	77	SWS_N_REQ		
TP92#180	18	TN	TXL	3686945C1	3605713C1	7150	80	SWS_N_REQ		
TW92B103	18	YL	TXL	1661875C1	3525872C1	7205	A	3568570C1		
TW92#161	18	TN	TXL	1661875C1	3525872C1	7205	B	3568570C1		
TD92#157	18	WH	TXL	1661875C1	3525872C1	7205	C	3568570C1		
TW92#124	18	TN	TXL	1661875C1	3525872C1	7205	D	3568570C1		
TD92#122	18	YL	TXL	1661875C1	3525872C1	7205	E	3568570C1		
TD92#105	18	TN	TXL	1661875C1	3525872C1	7205	F	3568570C1		
TD92#164	18	LTBL	TXL	1661875C1	3525872C1	7205	G	3568570C1		
TD92#162	18	YL	TXL	1661875C1	3525872C1	7205	H	3568570C1		
TD92#101	18	LTBL	TXL	1667742C1	3525874C1	7206	A	3568570C1		
SA92#117	18	TN	TXL	1667742C1	3525874C1	7206	B	3568570C1		
TW92A103	18	YL	TXL	1667742C1	3525874C1	7206	C	3568570C1		
TD92#143	18	LTBL	TXL	1667742C1	3525874C1	7206	D	3568570C1		
SA92#145	18	OR	TXL	1667742C1	3525874C1	7206	F	3568570C1		
TD92#130	18	WH	TXL	1667742C1	3525874C1	7206	G	3568570C1		
TD92#123	18	LTBL	TXL	1667742C1	3525874C1	7206	H	3568570C1		
XT92#113	18	TN	TXL	1661875C1	3525872C1	7207	A	3568570C1		
XT92#113	18	TN	TXL	1661875C1	3525872C1	7207	A	3568570C1		
XT92#107	18	TN	TXL	1661875C1	3525872C1	7207	B	3568570C1		
XT92#107	18	TN	TXL	1661875C1	3525872C1	7207	B	3568570C1		
XT92#109	18	TN	TXL	1661875C1	3525872C1	7207	D	3568570C1		
XT92#109	18	TN	TXL	1661875C1	3525872C1	7207	D	3568570C1		
XT92#115	18	TN	TXL	1661875C1	3525872C1	7207	E	3568570C1		
XT92#115	18	TN	TXL	1661875C1	3525872C1	7207	E	3568570C1		

Circuit Number	Gauge	Color	Insulation	Terminal / Splice Number	Connector Part Number	Connector Number	Cavity	Seal/Sleeve	Lock 1	Lock 2
XT92#101	18	TN	TXL	1661875C1	3525872C1	7207	H	3568570C1		
XT92#101	18	TN	TXL	1661875C1	3525872C1	7207	H	3568570C1		
TD92#111	18	OR	TXL	3686945C1	3605715C1	7250	1	N/A		
TD92#155	18	TN	TXL	3686945C1	3605715C1	7250	2	N/A		
TD92#177	18	LTGN	TXL	3686945C1	3605715C1	7250	3	N/A		
TD92#136	18	OR	TXL	3686945C1	3605715C1	7250	4	N/A		
TD92#152	18	LTGN	TXL	3686945C1	3605715C1	7250	5	N/A		
TD92#171	18	TN	TXL	3686945C1	3605715C1	7250	6	N/A		
TD92#174	18	TN	TXL	3686945C1	3605715C1	7250	8	N/A		
TD92#133	18	YL	TXL	3686945C1	3605715C1	7250	9	N/A		
TD92#151	18	WH	TXL	3686945C1	3605715C1	7250	10	N/A		
TU92#131	18	YL	TXL	3686945C1	3605715C1	7250	11	N/A		
TD92#137	18	TN	TXL	3686945C1	3605715C1	7250	12	N/A		
TP92#180	18	TN	TXL	3686945C1	3605715C1	7250	13	N/A		
TP92#120	18	LTBL	TXL	3686945C1	3605715C1	7250	14	N/A		
TD92#116	18	LTBL	TXL	3686945C1	3605715C1	7250	15	N/A		
TW92#112	18	TN	TXL	3686945C1	3605715C1	7250	16	N/A		
TD92#118	18	TN	TXL	3686945C1	3605715C1	7250	17	N/A		
TD92#154	18	TN	TXL	3686945C1	3605715C1	7250	18	N/A		
TU92#158	18	LTGN	TXL	3686945C1	3605715C1	7250	19	N/A		
TD92#176	18	YL	TXL	3686945C1	3605715C1	7250	20	N/A		
KE9AAB	18	GY	TXL	1661875C1	3522068C1	7303	A	3568570C1		
KE28	18	TN	TXL	1661875C1	3522068C1	7303	B	3568570C1		
XT92#101	18	TN	TXL	3733188C1	3755755C1	7350	1	N/A		
XT92#101	18	TN	TXL	3733188C1	3755755C1	7350	1	N/A		
XV92-G	12	WH	TXL	3755758C1	3755755C1	7350	3	N/A		
KV92-G	12	WH	TXL	3755758C1	3755755C1	7350	3	N/A		
XV92#165	18	TN	TXL	3733188C1	3755755C1	7350	4	N/A		
KV92#165	18	TN	TXL	3733188C1	3755755C1	7350	4	N/A		
XZ5B106	18	YL	TXL	3733188C1	3755755C1	7350	6	N/A		
KV5B106	18	YL	TXL	3733188C1	3755755C1	7350	6	N/A		
XT92#107	18	TN	TXL	3733188C1	3755755C1	7350	7	N/A		
XT92#107	18	TN	TXL	3733188C1	3755755C1	7350	7	N/A		
XT92#109	18	TN	TXL	3733188C1	3755755C1	7350	9	N/A		
XT92#109	18	TN	TXL	3733188C1	3755755C1	7350	9	N/A		
XY47A125	18	TN	TXL	3733188C1	3755755C1	7350	10	N/A		
KY47A125	18	TN	TXL	3733188C1	3755755C1	7350	10	N/A		
XT92#113	18	TN	TXL	3733188C1	3755755C1	7350	13	N/A		
XT92#113	18	TN	TXL	3733188C1	3755755C1	7350	13	N/A		
XT92#115	18	TN	TXL	3733188C1	3755755C1	7350	15	N/A		
XT92#115	18	TN	TXL	3733188C1	3755755C1	7350	15	N/A		
XV92#163	18	TN	TXL	3733188C1	3755755C1	7350	16	N/A		
KV92#163	18	TN	TXL	3733188C1	3755755C1	7350	16	N/A		
XZ5B117	18	GN	TXL	3733188C1	3755755C1	7350	17	N/A		
KV5B117	18	GN	TXL	3733188C1	3755755C1	7350	17	N/A		
XV92#134	18	TN	TXL	3733188C1	3755755C1	7350	19	N/A		
KV92#134	18	TN	TXL	3733188C1	3755755C1	7350	19	N/A		
XV92#141	18	TN	TXL	3733188C1	3755755C1	7350	20	N/A		
KV92#141	18	TN	TXL	3733188C1	3755755C1	7350	20	N/A		
XV92#110	12	RD	TXL	3755758C1	3755755C1	7350	22	N/A		
KV92#110	12	RD	TXL	3755758C1	3755755C1	7350	22	N/A		
WC11-G	10	WH	TXL	3841700C1	3577412C1	7501	1	N/A		
KH11-G	10	WH	TXL	3841700C1	3577412C1	7501	1	N/A		
VV14N	10	RD	GXL	3841700C1	3577412C1	7501	2	N/A		
KH14K	10	RD	TXL	3841700C1	3577412C1	7501	2	N/A		
VY92DP	18	TN	GXL	587578C1	587567C91	7502	A	1652325C1		
KH92DP	18	TN	GXL	587578C1	587567C91	7502	A	1652325C1		
VY92DR	18	TN	GXL	587578C1	587567C91	7502	B	1652325C1		
KH92DR	18	TN	GXL	587578C1	587567C91	7502	B	1652325C1		
XN47	18	GY	TXL	3554322C1	3610533C1	7600	A	3554318C1		
KF47A	18	GY	TXL	3554322C1	3610533C1	7600	A	3554318C1		
XN47A	18	GY	TXL	3554322C1	3610533C1	7600	B	3554318C1		
KF47B	18	GY	TXL	3554322C1	3610533C1	7600	B	3554318C1		
TD47#160	18	YL	TXL	3554322C1	3610533C1	7605	A	3554318C1		
TD47#140	18	LTGN	TXL	3554322C1	3610533C1	7605	B	3554318C1		
KM88	16	LTGN	GXL	N/A	BLUNT_SL_V	7800	A	N/A		
KM88	16	LTGN	GXL	N/A	BLUNT_SL_V	7800	A	N/A		
KN88A	16	LTGN	GXL	N/A	BLUNT_SL_V	7801	A	N/A		
KN88A	18	VT	GXL	N/A	BLUNT_SL_V	7801	A	N/A		
KY97J	18	VT	GXL	587578C1	3540051C91	7802	A	1652325C1		
WV97J	18	VT	GXL	587578C1	3540051C91	7802	A	1652325C1		
KY97S	18	VT	GXL	587578C1	3540051C91	7802	B	1652325C1		
WV97S	18	VT	GXL	587578C1	3540051C91	7802	B	1652325C1		
KS88	16	LTGN	GXL	N/A	BLUNT_SL_V	7803	A	SWS_N_REQ		
LG112	16	GY	GXL	1661875C1	3522068C1	7803	A	1661872C1		
LG112-GD	16	WH	TXL	1661875C1	3522068C1	7803	B	1661872C1		
MA52B	14	YL	GXL	2033816C1	1661375C2	8000	A	589391C1		
MA11-GB	14	WH	GXL	2033816C1	1661375C2	8000	B	589391C1		
MA53B	14	YL	GXL	2033816C1	1661375C2	8000	C	589391C1		
MA57	16	OR	GXL	2033819C1	1661375C2	8000	D	1652325C1		
MA58B	16	BN	GXL	2033819C1	1661375C2	8000	E	1652325C1		
MA52A	14	YL	GXL	2033816C1	1661375C2	8001	A	589391C1		
MA11-GA	14	WH	GXL	2033816C1	1661375C2	8001	B	589391C1		
MA53A	14	YL	GXL	2033816C1	1661375C2	8001	C	589391C1		
MA56	16	OR	GXL	2033819C1	1661375C2	8001	D	1652325C1		
MA58A	16	BN	GXL	2033819C1	1661375C2	8001	E	1652325C1		
MA52A	14	YL	GXL	3618273C1	3612306C1	8002	1	N/A		
MA11-GA	14	WH	GXL	3618273C1	3612306C1	8002	2	N/A		
MA53A	14	YL	GXL	3618273C1	3612306C1	8002	3	N/A		
MA56	16	OR	GXL	3618273C1	3612306C1	8002	4	N/A		
MA58A	16	BN	GXL	3618273C1	3612306C1	8002	5	N/A		
MA52B	14	YL	GXL	3618273C1	3612306C1	8003	1	N/A		
MA11-GB	14	WH	GXL	3618273C1	3612306C1	8003	2	N/A		
MA53B	14	YL	GXL	3618273C1	3612306C1	8003	3	N/A		
MA57	16	OR	GXL	3618273C1	3612306C1	8003	4	N/A		
MA58B	16	BN	GXL	3618273C1	3612306C1	8003	5	N/A		
MJ54X	16	OR	GXL	1661875C1	1661778C1	8050	A	1661872C1		
MA54XB	16	OR	GXL	1661875C1	1661778C1	8050	A	1661872C1		
MJ54-GA	16	WH	GXL	1661875C1	1661778C1	8050	B	1661872C1		
MA54-GA	16	WH	GXL	1661875C1	1661778C1	8050	B	1661872C1		
DY54XAJ	16	BN	TXL	1661875C1	1661778C1	8051	A	1661872C1		
PA54XE	16	BN	TXL	1661875C1	1661778C1	8051	A	1661872C1		
DY54-GXAJ	16	WH	TXL	1661875C1	1661778C1	8051	B	1661872C1		
PA54-GXAJ	16	WH	TXL	1661875C1	1661778C1	8051	B	1661872C1		
PA54-GXD	16	WH	TXL	1667742C1	1667740C1	8052	A	1661872C1		
MA54XC	16	OR	GXL	2033819C1	1671610C1	8052	A	1652325C1		
C54-GXD	16	WH	TXL	1661875C1	1667741C1	8052	A	1661872C1		
PA57BAJ	16	OR	TXL	1667742C1	1667740C1	8052	B	1661872C1		
MA54-GE	16	VT	GXL	2033819C1	1671610C1	8052	B	1652325C1		
C57B	16	OR	TXL	1661875C1	1667741C1	8052	B	1661872C1		
PA54XC	16	BN	TXL	1667742C1	1667740C1	8052	C	1661872C1		
C54XC	16	BN	TXL	1661875C1	1667741C1	8052	C	1661872C1		
1A54-GXEJ	16	WH	TXL	1661875C1	1667741C1	8054	A	1661872C1		
AA54-GXEJ	16	WH	TXL	1661875C1	1667741C1	8054	A	1661872C1		
1A57AJ	16	OR	TXL	1661875C1	1667741C1	8054	B	1661872C1		

Circuit Number	Gauge	Color	Insulation	Terminal / Splice Number	Connector Part Number	Connector Number	Cavity	Seal/Sleeve	Lock 1	Lock 2
AA57AJ	16	OR	TXL	1661875C1	1667741C1	8054	B	1661872C1		
1AS4AJ	16	BN	TXL	1661875C1	1667741C1	8054	C	1661872C1		
AA54AJ	16	BN	TXL	1661875C1	1667741C1	8054	C	1661872C1		
PN78B	16	LTGN	GXL	587577C1	587567C91	8070	A	1652325C1		
PN78-GA	16	WH	GXL	587577C1	587567C91	8070	B	1652325C1		
PN78C	16	LTGN	GXL	587577C1	587567C91	8071	A	1652325C1		
PN78-GB	16	WH	GXL	587577C1	587567C91	8071	B	1652325C1		
MA11-GBB	16	WH	GXL	1661875C1	1667741C1	8100	A	1661872C1		
MA11-GBB	16	WH	GXL	1661875C1	1667741C1	8100	A	1661872C1		
MA56A	16	OR	GXL	1661875C1	1667741C1	8100	B	1661872C1		
MA56AB	16	OR	GXL	1661875C1	1667741C1	8100	B	1661872C1		
MA58C	16	BN	GXL	1661875C1	1667741C1	8100	C	1661872C1		
MA58CA	16	BN	GXL	1661875C1	1667741C1	8100	C	1661872C1		
MA54-GCC	16	WH	GXL	1667742C1	1667740C1	8102	A	1661872C1		
MA56AC	16	OR	GXL	1667742C1	1667740C1	8102	B	1661872C1		
MA58CB	16	BN	GXL	1667742C1	1667740C1	8102	C	1661872C1		
US8AA	16	BN	TXL	3600050C1	4062974C1	8165	1	N/A		
US8AA	16	BN	TXL	3579123C1	4062974C1	8165	1	3665870C1		
U11-GAD	16	WH	TXL	3600050C1	4062974C1	8165	2	N/A		
U11-GAD	16	WH	TXL	3579123C1	4062974C1	8165	2	3665870C1		
U11-GAC	16	WH	TXL	3600050C1	3625557C1	8166	1	N/A		
U11-GAC	16	WH	TXL	3579123C1	3625557C1	8166	1	3665870C1		
US8AB	16	BN	TXL	3600050C1	3625557C1	8166	2	N/A		
US8AB	16	BN	TXL	3579123C1	3625557C1	8166	2	3665870C1		
US6	16	OR	TXL	3600050C1	3625557C1	8166	3	N/A		
US6	16	OR	TXL	3579123C1	3625557C1	8166	3	3665870C1		
ME64B	16	YL	GXL	587577C1	587567C91	8200	A	1652325C1		
ME64-GB	16	WH	GXL	587577C1	587567C91	8200	B	1652325C1		
ME64A	16	YL	GXL	587577C1	587567C91	8201	A	1652325C1		
ME64-GA	16	WH	GXL	587577C1	587567C91	8201	B	1652325C1		
MD64B	16	YL	TXL	4080004C1	6131286C1	8202	1	4080000C1		
MD64-GB	16	WH	TXL	4080004C1	6131286C1	8202	2	4080000C1		
MD64A	16	YL	TXL	4080004C1	6131286C1	8203	1	4080000C1		
ME64A	16	YL	GXL	3825461C1	3824986C1	8203	1	3578677C1		
S64A	16	YL	GXL	3825462C1	3825517C91	8203	1	3578677C1		
MD64-GA	16	WH	TXL	4080004C1	6131286C1	8203	2	4080000C1		
ME64-GA	16	WH	GXL	3825461C1	3824986C1	8203	2	3578677C1		
S64-GA	16	WH	GXL	3825462C1	3825517C91	8203	2	3578677C1		
ME64B	16	YL	GXL	3825461C1	3824986C1	8203	3	3578677C1		
S64B	16	YL	GXL	3825462C1	3825517C91	8203	3	3578677C1		
ME64-GB	16	WH	GXL	3825461C1	3824986C1	8203	4	3578677C1		
S64-GB	16	WH	GXL	3825462C1	3825517C91	8203	4	3578677C1		
MA85	16	GY	GXL	1661875C1	1661778C1	8303	A	1661872C1		
MA85	16	GY	GXL	1661875C1	1661778C1	8303	A	1661872C1		
MA85-GA	16	WH	GXL	1661875C1	1661778C1	8303	B	1661872C1		
MA85-GA	16	WH	GXL	1661875C1	1661778C1	8303	B	1661872C1		
M85J	16	GY	GXL	1667742C1	3543888C1	8310	A	1661872C1		
M85-GC	16	WH	GXL	1667742C1	3543888C1	8310	B	1661872C1		
M85J	16	GY	GXL	1661875C1	1661778C1	8311	A	1661872C1		
M85-GC	16	WH	GXL	1661875C1	1661778C1	8311	B	1661872C1		
MA87C	16	GY	GXL	3536865C1	3536864C1	8350	1	3536868C1		
MA87D	16	GY	GXL	3536865C1	3536864C1	8350	2	3536868C1		
WW87A	18	GY	TXL	3554322C1	3554317C1	8351	1	3554318C1		
WW87A	18	GY	TXL	3554322C1	3554317C1	8351	1	3554318C1		
WW9BB	18	GY	TXL	3554322C1	3554317C1	8351	2	3554318C1		
WW9BB	18	GY	TXL	3554322C1	3554317C1	8351	2	3554318C1		
MA87C	16	GY	GXL	1661875C1	3522068C1	8352	A	1661872C1		
MA87D	16	GY	GXL	1661875C1	3522068C1	8352	B	1661872C1		
CC21A1	12	TN	GXL	3664983C1	3664985C1	8410	1	3664987C1		
CD21A1	12	TN	GXL	3664983C1	3664985C1	8410	1	3664987C1		
CC21A2	12	TN	GXL	3664983C1	3664985C1	8410	2	3664987C1		
CD21A2	12	TN	GXL	3664983C1	3664985C1	8410	2	3664987C1		
CC14A	8	RD	TXL	3664982C1	3664985C1	8410	3	3664986C1		
CD14A	8	RD	TXL	3664982C1	3664985C1	8410	3	3664986C1		
CC21B1	18	TN	TXL	3664984C1	3664985C1	8410	6	3664988C1		
CD21B1	18	TN	TXL	3664984C1	3664985C1	8410	6	3664988C1		
CC21B2	18	TN	TXL	3664984C1	3664985C1	8410	7	3664988C1		
CD21B2	18	TN	TXL	3664984C1	3664985C1	8410	7	3664988C1		
CC21B3	18	TN	TXL	3664984C1	3664985C1	8410	8	3664988C1		
CD21B3	18	TN	TXL	3664984C1	3664985C1	8410	8	3664988C1		
NA72EA	16	OR	GXL	3594831C1	1661777C1	8454	C	1661872C1		
NA72EA	16	OR	GXL	3594831C1	1661777C1	8454	C	1661872C1		
NA72EB	16	OR	GXL	3594831C1	1661777C1	8454	D	1661872C1		
NA72EB	16	OR	GXL	3594831C1	1661777C1	8454	D	1661872C1		
TJ95H	18	TN	TXL	3573077C1	6114576C1	8500	1	SWS_N_REQ		
TK95H	18	TN	TXL	3573077C1	6114576C1	8500	1	SWS_N_REQ		
TP5A(+)	18	YL	193	3573077C1	6114576C1	8500	2	SWS_N_REQ		
TY5A(+)	18	YL	193	3573077C1	6114576C1	8500	2	SWS_N_REQ		
KA95TB	18	GY	TXL	3573077C1	6114576C1	8500	5	SWS_N_REQ		
TL13AB	18	RD	TXL	3573077C1	6114576C1	8500	6	SWS_N_REQ		
TM13AB	18	RD	TXL	3573077C1	6114576C1	8500	6	SWS_N_REQ		
TS13AB	18	RD	TXL	3573077C1	6114576C1	8500	6	SWS_N_REQ		
TJ95AR2	18	RD	TXL	3573077C1	6114576C1	8500	8	SWS_N_REQ		
TK95AR2	18	RD	TXL	3573077C1	6114576C1	8500	8	SWS_N_REQ		
TP5A(-)	18	GN	193	3573077C1	6114576C1	8500	9	SWS_N_REQ		
TY5A(-)	18	GN	193	3573077C1	6114576C1	8500	9	SWS_N_REQ		
TL10-GK	16	BK	TXL	3989901C1	6114576C1	8500	13	SWS_N_REQ		
TM10-GK	16	BK	TXL	3989901C1	6114576C1	8500	13	SWS_N_REQ		
TS10-GK	16	BK	TXL	3989901C1	6114576C1	8500	13	SWS_N_REQ		
MB94	18	GY	GXL	2033819C1	1686834C1	8500	A	1652325C1		
MB94	18	GY	GXL	2033819C1	1686834C1	8500	A	1652325C1		
MB94A	18	GY	GXL	2033819C1	1686834C1	8500	B	1652325C1		
MB94A	18	GY	GXL	2033819C1	1686834C1	8500	B	1652325C1		
MB94B	18	GY	GXL	2033819C1	1686834C1	8500	C	1652325C1		
MB94B	18	GY	GXL	2033819C1	1686834C1	8500	C	1652325C1		
MB94H	18	GY	GXL	2033819C1	1686834C1	8501	A	1652325C1		
MB94H	18	GY	GXL	2033819C1	1686834C1	8501	A	1652325C1		
MB94J	18	GY	GXL	2033819C1	1686834C1	8501	B	1652325C1		
MB94J	18	GY	GXL	2033819C1	1686834C1	8501	B	1652325C1		
MB94K	18	GY	GXL	2033819C1	1686834C1	8501	C	1652325C1		
MB94K	18	GY	GXL	2033819C1	1686834C1	8501	C	1652325C1		
NB94C	18	GY	GXL	1680205C1	3866308C1	8502	1	SWS_N_REQ		
NB94C	18	GY	GXL	1680205C1	3866308C1	8502	1	SWS_N_REQ		
NB94D	18	GY	GXL	1680205C1	3866308C1	8502	2	SWS_N_REQ		
NB94D	18	GY	GXL	1680205C1	3866308C1	8502	2	SWS_N_REQ		
NB94E	18	GY	GXL	1680205C1	3866308C1	8503	1	SWS_N_REQ		
NB94E	18	GY	GXL	1680205C1	3866308C1	8503	1	SWS_N_REQ		
NB94F	18	GY	GXL	1680205C1	3866308C1	8503	2	SWS_N_REQ		
NB94F	18	GY	GXL	1680205C1	3866308C1	8503	2	SWS_N_REQ		
MX94M	18	GY	TXL	3601686C1	3919376C1	8504	1	3733609C1		
MX94M	18	GY	TXL	3601686C1	3919376C1	8504	1	3733609C1		
MX94MA	18	GY	TXL	3601686C1	3919376C1	8504	2	3733609C1		
MX94MA	18	GY	TXL	3601686C1	3919376C1	8504	2	3733609C1		
MX94MB	18	GY	TXL	3601686C1	3919376C1	8504	3	3733609C1		
MX94MB	18	GY	TXL	3601686C1	3919376C1	8504	3	3733609C1		

Circuit Number	Gauge	Color	Insulation	Terminal / Splice Number	Connector Part Number	Connector Number	Cavity	Seal/Sleeve	Lock 1	Lock 2
MZ94MH	18	GY	TXL	3601686C1	3919376C1	8505	1	3733609C1		
MZ94MH	18	GY	TXL	3601686C1	3919376C1	8505	1	3733609C1		
MZ94MJ	18	GY	TXL	3601686C1	3919376C1	8505	2	3733609C1		
MZ94MJ	18	GY	TXL	3601686C1	3919376C1	8505	2	3733609C1		
MZ94MK	18	GY	TXL	3601686C1	3919376C1	8505	3	3733609C1		
MZ94MK	18	GY	TXL	3601686C1	3919376C1	8505	3	3733609C1		
NC94MC	18	GY	TXL	6111842C1	6111844C1	8506	1	6111843C1		
NC94MC	18	GY	TXL	6111842C1	6111844C1	8506	1	6111843C1		
NC94MD	18	GY	TXL	6111842C1	6111844C1	8506	2	6111843C1		
NC94MD	18	GY	TXL	6111842C1	6111844C1	8506	2	6111843C1		
PC94ME	18	GY	TXL	6111842C1	6111844C1	8507	1	6111843C1		
PC94ME	18	GY	TXL	6111842C1	6111844C1	8507	1	6111843C1		
PC94MF	18	GY	TXL	6111842C1	6111844C1	8507	2	6111843C1		
PC94MF	18	GY	TXL	6111842C1	6111844C1	8507	2	6111843C1		
MH19	14	GY	GXL	587577C1	587567C91	8550	A	589391C1		
MH19	14	GY	GXL	587577C1	587567C91	8550	A	589391C1		
MH19-GA	14	WH	GXL	587577C1	587567C91	8550	B	589391C1		
MH19-GA	14	WH	GXL	587577C1	587567C91	8550	B	589391C1		
MA11-GC	12	WH	GXL	1673747C1	587566C91	8600	A	589390C1		
MA11-GC	12	WH	GXL	1673747C1	587566C91	8600	A	589390C1		
MA11-GD	12	WH	GXL	2033816C1	3551896C1	8800	A	589390C1		
MA11-GD	12	WH	GXL	2033816C1	3551896C1	8800	A	589390C1		
MD64-GA	16	WH	TXL	2033819C1	3551896C1	8800	B	1652325C1		
ME64-GA	16	WH	GXL	2033819C1	3551896C1	8800	B	1652325C1		
ME64-GA	16	WH	GXL	2033819C1	3551896C1	8800	B	1652325C1		
MD64-GB	16	WH	TXL	2033819C1	3551896C1	8800	C	1652325C1		
ME64-GB	16	WH	GXL	2033819C1	3551896C1	8800	C	1652325C1		
ME64-GB	16	WH	GXL	2033819C1	3551896C1	8800	C	1652325C1		
MH19-GA	14	WH	GXL	2033816C1	3551896C1	8800	D	589391C1		
MK19-GA	14	WH	GXL	2033816C1	3551896C1	8800	D	589391C1		
MH19-GA	14	WH	GXL	2033816C1	3551896C1	8800	D	589391C1		
MJ54-GA	16	WH	GXL	2033819C1	3551896C1	8800	E	1652325C1		
PN78-G	16	WH	GXL	2033819C1	3551896C1	8800	E	1652325C1		
MA85-GA	16	WH	GXL	2033819C1	3551896C1	8800	F	1652325C1		
MA85-GA	16	WH	GXL	2033819C1	3551896C1	8800	F	1652325C1		
NA9BC	18	GY	GXL	2033819C1	3551896C1	8802	A	1652325C1		
PB98C	18	GY	GXL	2033819C1	3551896C1	8802	A	1652325C1		
FA9BE	18	GY	GXL	2033819C1	3551896C1	8802	C	1652325C1		
FB9BE	18	GY	GXL	2033819C1	3551896C1	8802	C	1652325C1		
FC9BE	18	GY	GXL	2033819C1	3551896C1	8802	C	1652325C1		
FD9BE	18	GY	GXL	2033819C1	3551896C1	8802	C	1652325C1		
FE9BE	18	GY	GXL	2033819C1	3551896C1	8802	C	1652325C1		
FF9BE	18	GY	GXL	2033819C1	3551896C1	8802	C	1652325C1		
NR9BF	18	GY	GXL	2033819C1	3551896C1	8802	D	1652325C1		
NA11-GA	10	WH	TXL	1687847C1	3551896C1	8803	A	589390C1		
PB11-GA	10	WH	TXL	1687847C1	3551896C1	8803	A	589390C1		
NA10-G	12	WH	TXL	2033816C1	3551896C1	8803	B	589391C1		
PB10-G	12	WH	TXL	2033816C1	3551896C1	8803	B	589391C1		
PB68D	16	WH	TXL	2033819C1	3551896C1	8803	C	1652325C1		
GD39-GA	16	WH	GXL	2033819C1	3551896C1	8803	D	1652325C1		
GF39-GA	16	WH	GXL	2033819C1	3551896C1	8803	D	1652325C1		
LG112-GD	16	WH	TXL	2033819C1	3551896C1	8803	D	1652325C1		
GA39-G	16	WH	GXL	2033819C1	3551896C1	8803	E	1652325C1		
GB39-G	16	WH	GXL	2033819C1	3551896C1	8803	E	1652325C1		
RE39-G	18	WH	GXL	2033819C1	3551896C1	8803	F	1652325C1		
NA11-GB	10	WH	TXL	1687847C1	3551896C1	8804	A	589390C1		
PB11-GB	10	WH	TXL	1687847C1	3551896C1	8804	A	589390C1		
CA59-G	14	WH	GXL	2033816C1	3551896C1	8804	B	589391C1		
CB59-G	14	WH	GXL	2033816C1	3551896C1	8804	B	589391C1		
CC59-G	14	WH	GXL	2033816C1	3551896C1	8804	B	589391C1		
CD59-G	14	WH	GXL	2033816C1	3551896C1	8804	B	589391C1		
CE59-G	14	WH	GXL	2033816C1	3551896C1	8804	B	589391C1		
SV59-GA	14	WH	GXL	2033816C1	3551896C1	8804	C	589391C1		
SW59-GA	14	WH	GXL	2033816C1	3551896C1	8804	C	589391C1		
SX59-GA	16	GY	GXL	2033819C1	3551896C1	8804	C	1652325C1		
SY59-GA	14	WH	GXL	2033816C1	3551896C1	8804	C	589391C1		
SZ59-GA	14	WH	GXL	2033816C1	3551896C1	8804	C	589391C1		
NT49-G	18	WH	GXL	2033819C1	3551896C1	8804	D	1652325C1		
NV65-G	16	WH	GXL	2033819C1	3551896C1	8804	E	1652325C1		
NX65-GA	14	WH	GXL	2033816C1	3551896C1	8804	F	589391C1		
NY65-GA	14	WH	GXL	2033816C1	3551896C1	8804	F	589391C1		
PU11-GBB	12	WH	TXL	2033816C1	3551896C1	8804	F	589391C1		
PV11-GBB	12	WH	TXL	2033816C1	3551896C1	8804	F	589391C1		
SVSUE(+)	20	YL	193	3987168C1	6111813C1	8903	1	3987169C1		
SVSUE(+)	20	YL	193	3987168C1	6111813C1	8903	1	3987169C1		
WXSUE(+)	18	YL	TXL	4062164C1	6111813C1	8903	2	4062195C1		
WXSUE(+)	20	YL	193	3987168C1	6111813C1	8903	2	3987169C1		
NW67-GG	20	WH	TXL	3987168C1	6111813C1	8903	5	3987169C1		
NW67-GG	20	WH	TXL	3987168C1	6111813C1	8903	5	3987169C1		
SVSUE(-)	20	GN	193	3987168C1	6111813C1	8903	6	3987169C1		
SVSUE(-)	20	GN	193	3987168C1	6111813C1	8903	6	3987169C1		
WXSUE(-)	18	GN	TXL	4062164C1	6111813C1	8903	7	4062195C1		
WXSUE(-)	20	GN	193	3987168C1	6111813C1	8903	7	3987169C1		
NW67Y	20	PK	TXL	3987168C1	6111813C1	8903	8	3987169C1		
NW67Y	20	PK	TXL	3987168C1	6111813C1	8903	8	3987169C1		
WU67YB	20	PK	TXL	3702881C1	3852527C1	8904	1	3600327C1		
WU67YB	20	PK	TXL	3702881C1	3852527C1	8904	1	3600327C1		
WU67YC	20	PK	TXL	3702881C1	3852527C1	8904	2	3600327C1		
WU67YC	20	PK	TXL	3702881C1	3852527C1	8904	2	3600327C1		
SKSUF(+)	20	YL	193	3702881C1	3852527C1	8904	3	3600327C1		
SKSUF(+)	20	YL	193	3702881C1	3852527C1	8904	3	3600327C1		
SKSUF(-)	20	GN	193	3702881C1	3852527C1	8904	6	3600327C1		
SKSUF(-)	20	GN	193	3702881C1	3852527C1	8904	6	3600327C1		
WU67-G	20	WH	TXL	3702881C1	3852527C1	8904	8	3600327C1		
WU67-G	20	WH	TXL	3702881C1	3852527C1	8904	8	3600327C1		
SKSUH(+)	18	YL	TXL	3683464C1	3683465C1	8956	A	3535424C1		
SRSU(+)	18	YL	TXL	3683464C1	3683465C1	8956	A	3535424C1		
SVSUB(+)	18	YL	TXL	3683464C1	3683465C1	8956	A	3535424C1		
SKSUH(+)	18	YL	TXL	3683464C1	3683465C1	8956	A	3535424C1		
SRSU(+)	18	YL	TXL	3683464C1	3683465C1	8956	A	3535424C1		
SVSUB(+)	18	YL	TXL	3683464C1	3683465C1	8956	A	3535424C1		
SKSUH(-)	18	GN	TXL	3683464C1	3683465C1	8956	B	3535424C1		
SRSU(-)	18	GN	TXL	3683464C1	3683465C1	8956	B	3535424C1		
SVSUB(-)	18	GN	TXL	3683464C1	3683465C1	8956	B	3535424C1		
SKSUH(-)	18	GN	TXL	3683464C1	3683465C1	8956	B	3535424C1		
SRSU(-)	18	GN	TXL	3683464C1	3683465C1	8956	B	3535424C1		
SVSUB(-)	18	GN	TXL	3683464C1	3683465C1	8956	B	3535424C1		
RKSUH(+)	18	YL	TXL	3683464C1	3683465C1	8958	A	3535424C1		
RSSU(+)	18	YL	TXL	3683464C1	3683465C1	8958	A	3535424C1		
RKSUH(+)	18	YL	TXL	3683464C1	3683465C1	8958	A	3535424C1		
RSSU(+)	18	YL	TXL	3683464C1	3683465C1	8958	A	3535424C1		
RKSUH(-)	18	GN	TXL	3683464C1	3683465C1	8958	B	3535424C1		
RSSU(-)	18	GN	TXL	3683464C1	3683465C1	8958	B	3535424C1		
RKSUH(-)	18	GN	TXL	3683464C1	3683465C1	8958	B	3535424C1		
RSSU(-)	18	GN	TXL	3683464C1	3683465C1	8958	B	3535424C1		

Circuit Number	Gauge	Color	Insulation	Terminal / Splice Number	Connector Part Number	Connector Number	Cavity	Seal/Sleeve	Lock 1	Lock 2
2/0	0	RD	SGX	2241667C1		9250	1	3812583R1		
1/0	0	RD	SGX	2241361C1		9250	1	4122609R1		
N104AZ	12	RD	GXL	2241361C1		9250	1	4122609R1		
1/0	0	RD	SGX	2241361C1		9250	A	4122609R1		
2/0	0	RD	SGX	2241345C1		9251	1	3812583R1		
1/0	0	RD	SGX	2241361C1		9251	1	4122609R1		
1/0	0	RD	SGX	2241666C1		9251	A	3812583R1		
N104AZ	12	RD	GXL	1661708C1	1667639C1	9255	A	SWS_N_REQ		
N104BB	12	RD	GXL	1661708C1	1667639C1	9255	B	SWS_N_REQ		
1/0	0	BK	SGX	2241361C1		9256	1	4122609R1		
N104-G	12	WH	GXL	2241361C1		9256	1	4122609R1		
1/0	0	BK	SGX	2241361C1		9257	1	4122609R1		
KA10-H	4	WH	SGX	475961C1		9260	1	3812582R1		
71BA	14	OR	GXL	3618273C1	3612306C1	9303	1	N/A		
RA71BA	12	OR	TXL	3612307C1	3612305C1	9303	1	SWS_N_REQ		
56A	16	OR	GXL	3618273C1	3612306C1	9303	2	N/A		
RA56A	14	OR	GXL	3613770C1	3612305C1	9303	2	SWS_N_REQ		
57A	16	OR	GXL	3618273C1	3612306C1	9303	3	N/A		
RA57A	14	OR	GXL	3613770C1	3612305C1	9303	3	SWS_N_REQ		
68A	14	BN	GXL	3618273C1	3612306C1	9303	4	N/A		
RA68A	14	BN	GXL	3613770C1	3612305C1	9303	4	SWS_N_REQ		
10-G	12	WH	GXL	3612308C1	3612306C1	9303	5	N/A		
RA10-G	12	WH	TXL	3612307C1	3612305C1	9303	5	SWS_N_REQ		
6BD	16	BN	GXL	3522190C1	2206588C1	9325	1	3522194C1		
10-GE	16	WH	GXL	3522190C1	2206588C1	9325	2	3522194C1		
RB94BD	16	GY	GXL	1680205C1	3539777C1	9501	1	SWS_N_REQ		
RB94BE	16	GY	GXL	1680205C1	3539777C1	9501	2	SWS_N_REQ		
RB94BA	16	GY	GXL	2033819C1	1686834C1	9502	A	1652325C1		
RB94BB	16	GY	GXL	2033819C1	1686834C1	9502	B	1652325C1		
RB94BC	16	GY	GXL	2033819C1	1686834C1	9502	C	1652325C1		
RB94BF	16	GY	GXL	1680205C1	3539777C1	9503	1	SWS_N_REQ		
RB94BH	16	GY	GXL	1680205C1	3539777C1	9503	2	SWS_N_REQ		
RB94BJ	16	GY	GXL	2033819C1	1686834C1	9504	A	1652325C1		
RB94BK	16	GY	GXL	2033819C1	1686834C1	9504	B	1652325C1		
RB94BL	16	GY	GXL	2033819C1	1686834C1	9504	C	1652325C1		
RC94BM	16	GY	GXL	3679224C1	3678796C1	9505	1	3601687C1		
RC94BN	16	GY	GXL	3679224C1	3678796C1	9505	2	3601687C1		
ST94MD	18	GY	TXL	6111842C1	6111844C1	9506	1	6111843C1		
ST94ME	18	GY	TXL	6111842C1	6111844C1	9506	2	6111843C1		
ST94MA	18	GY	TXL	3601686C1	3919376C1	9507	1	3733609C1		
ST94MB	18	GY	TXL	3601686C1	3919376C1	9507	2	3733609C1		
ST94MC	18	GY	TXL	3601686C1	3919376C1	9507	3	3733609C1		
ST94MF	18	GY	TXL	6111842C1	6111844C1	9508	1	6111843C1		
ST94MH	18	GY	TXL	6111842C1	6111844C1	9508	2	6111843C1		
ST94MJ	18	GY	TXL	3601686C1	3919376C1	9509	1	3733609C1		
ST94MK	18	GY	TXL	3601686C1	3919376C1	9509	2	3733609C1		
ST94ML	18	GY	TXL	3601686C1	3919376C1	9509	3	3733609C1		
P594SAB	18	GY	GXL	3601686C1	3601685C1	9511	1	3601687C1		
SZ94BF	16	GY	GXL	1680205C1	3539777C1	9511	1	SWS_N_REQ		
TF94BF	16	GY	GXL	1680205C1	3539777C1	9511	1	SWS_N_REQ		
UP94BF	16	GY	GXL	1680205C1	3539777C1	9511	1	SWS_N_REQ		
P594SCB	18	GY	GXL	3601686C1	3601685C1	9511	2	3601687C1		
SZ94BH	16	GY	GXL	1680205C1	3539777C1	9511	2	SWS_N_REQ		
TF94BH	16	GY	GXL	1680205C1	3539777C1	9511	2	SWS_N_REQ		
UP94BH	16	GY	GXL	1680205C1	3539777C1	9511	2	SWS_N_REQ		
P594SBB	18	GY	GXL	3601686C1	3601685C1	9511	3	3601687C1		
P594SDB	18	GY	GXL	3601686C1	3601685C1	9511	4	3601687C1		
PM94SJ	16	GY	GXL	3679224C1	3678796C1	9512	1	3601687C1		
SZ94BD	16	GY	GXL	1680205C1	3539777C1	9512	1	SWS_N_REQ		
TF94BD	16	GY	GXL	1680205C1	3539777C1	9512	1	SWS_N_REQ		
UP94BD	16	GY	GXL	1680205C1	3539777C1	9512	1	SWS_N_REQ		
PM94SK	16	GY	GXL	3679224C1	3678796C1	9512	2	3601687C1		
SZ94BE	16	GY	GXL	1680205C1	3539777C1	9512	2	SWS_N_REQ		
TF94BE	16	GY	GXL	1680205C1	3539777C1	9512	2	SWS_N_REQ		
UP94BE	16	GY	GXL	1680205C1	3539777C1	9512	2	SWS_N_REQ		
PM94SM	16	GY	GXL	2033819C1	1686834C1	9513	A	1652325C1		
TF94BA	16	GY	GXL	2033819C1	1686834C1	9513	A	1652325C1		
PM94SN	16	GY	GXL	2033819C1	1686834C1	9513	B	1652325C1		
TF94BB	16	GY	GXL	2033819C1	1686834C1	9513	B	1652325C1		
PM94SL	16	GY	GXL	2033819C1	1686834C1	9513	C	1652325C1		
TF94BC	16	GY	GXL	2033819C1	1686834C1	9513	C	1652325C1		
TF94BJ	16	GY	GXL	2033819C1	1686834C1	9514	A	1652325C1		
TF94BK	16	GY	GXL	2033819C1	1686834C1	9514	B	1652325C1		
TF94BL	16	GY	GXL	2033819C1	1686834C1	9514	C	1652325C1		
HA94A	16	GY	GXL	3679224C1	3678796C1	9515	1	3601687C1		
HA94B	16	GY	GXL	3679224C1	3678796C1	9515	2	3601687C1		
HB94A	16	GY	GXL	3679224C1	3678796C1	9516	1	3601687C1		
UJ94MJ	18	GY	TXL	3601686C1	3919376C1	9516	1	3733609C1		
HB94B	16	GY	GXL	3679224C1	3678796C1	9516	2	3601687C1		
UJ94MK	18	GY	TXL	3601686C1	3919376C1	9516	2	3733609C1		
UJ94ML	18	GY	TXL	3601686C1	3919376C1	9516	3	3733609C1		
UJ94MF	18	GY	TXL	6111842C1	6111844C1	9517	1	6111843C1		
US94MF	18	GY	TXL	6111842C1	6111844C1	9517	1	6111843C1		
UJ94MH	18	GY	TXL	6111842C1	6111844C1	9517	2	6111843C1		
US94MH	18	GY	TXL	6111842C1	6111844C1	9517	2	6111843C1		
UJ94MD	18	GY	TXL	6111842C1	6111844C1	9518	1	6111843C1		
US94MD	18	GY	TXL	6111842C1	6111844C1	9518	1	6111843C1		
UJ94ME	18	GY	TXL	6111842C1	6111844C1	9518	2	6111843C1		
US94ME	18	GY	TXL	6111842C1	6111844C1	9518	2	6111843C1		
UJ94MA	18	GY	TXL	3601686C1	3919376C1	9519	1	3733609C1		
UJ94MB	18	GY	TXL	3601686C1	3919376C1	9519	2	3733609C1		
UJ94MC	18	GY	TXL	3601686C1	3919376C1	9519	3	3733609C1		
VA94BA	16	GY	GXL	2033819C1	1686834C1	9520	A	1652325C1		
VA94BB	16	GY	GXL	2033819C1	1686834C1	9520	B	1652325C1		
VA94BC	16	GY	GXL	2033819C1	1686834C1	9520	C	1652325C1		
VA94BD	16	GY	GXL	1680205C1	3539777C1	9521	1	SWS_N_REQ		
VA94BE	16	GY	GXL	1680205C1	3539777C1	9521	2	SWS_N_REQ		
VA94BY	16	GY	GXL	2033819C1	1686834C1	9522	A	1652325C1		
VA94BZ	16	GY	GXL	2033819C1	1686834C1	9522	B	1652325C1		
VA94BP	16	GY	GXL	2033819C1	1686834C1	9522	C	1652325C1		
VA94BQ	16	GY	GXL	1680205C1	3539777C1	9523	1	SWS_N_REQ		
VA94BR	16	GY	GXL	1680205C1	3539777C1	9523	2	SWS_N_REQ		
VA94BS	16	GY	GXL	2033819C1	1686834C1	9524	A	1652325C1		
VA94BT	16	GY	GXL	2033819C1	1686834C1	9524	B	1652325C1		
VA94BU	16	GY	GXL	2033819C1	1686834C1	9524	C	1652325C1		
VA94BV	16	GY	GXL	1680205C1	3539777C1	9525	1	SWS_N_REQ		
VA94BW	16	GY	GXL	1680205C1	3539777C1	9525	2	SWS_N_REQ		
VA94BJ	16	GY	GXL	2033819C1	1686834C1	9526	A	1652325C1		
VA94BK	16	GY	GXL	2033819C1	1686834C1	9526	B	1652325C1		
VA94BL	16	GY	GXL	2033819C1	1686834C1	9526	C	1652325C1		
VA94BF	16	GY	GXL	1680205C1	3539777C1	9527	1	SWS_N_REQ		
VA94BH	16	GY	GXL	1680205C1	3539777C1	9527	2	SWS_N_REQ		
VB94MA	18	GY	TXL	3601686C1	3919376C1	9528	1	3733609C1		
VB94MB	18	GY	TXL	3601686C1	3919376C1	9528	2	3733609C1		
VB94MC	18	GY	TXL	3601686C1	3919376C1	9528	3	3733609C1		

Circuit Number	Gauge	Color	Insulation	Terminal / Splice Number	Connector Part Number	Connector Number	Cavity	Seal/Sleeve	Lock 1	Lock 2
VB94MD	18	GY	TXL	6111842C1	6111844C1	9529	1	6111843C1		
VB94ME	18	GY	TXL	6111842C1	6111844C1	9529	2	6111843C1		
TB49	18	GY	GXL	587578C1	3593684C91	9530	A	1652325C1		
UY49A	18	GY	GXL	587578C1	3593684C91	9530	A	1652325C1		
TB49-G	18	WH	GXL	587578C1	3593684C91	9530	B	1652325C1		
UY49-GB	18	WH	GXL	587578C1	3593684C91	9530	B	1652325C1		
UV49	18	GY	GXL	587578C1	3593684C91	9531	A	1652325C1		
UV49-G	18	WH	GXL	587578C1	3593684C91	9531	B	1652325C1		
VB94BSA	18	GY	TXL	3601686C1	3919376C1	9532	1	3733609C1		
VB94BTA	18	GY	TXL	3601686C1	3919376C1	9532	2	3733609C1		
VB94BUA	18	GY	TXL	3601686C1	3919376C1	9532	3	3733609C1		
UW49	18	GY	GXL	587578C1	3593684C91	9533	A	1652325C1		
UX49-G	18	WH	GXL	587578C1	3593684C91	9533	B	1652325C1		
UY49-GA	18	WH	GXL	587578C1	3593684C91	9533	B	1652325C1		
VB94MJ	18	GY	TXL	3601686C1	3919376C1	9534	1	3733609C1		
VB94MK	18	GY	TXL	3601686C1	3919376C1	9534	2	3733609C1		
VB94ML	18	GY	TXL	3601686C1	3919376C1	9534	3	3733609C1		
VB94MF	18	GY	TXL	6111842C1	6111844C1	9535	1	6111843C1		
VB94MH	18	GY	TXL	6111842C1	6111844C1	9535	2	6111843C1		
VB94BYA	18	GY	TXL	3601686C1	3919376C1	9536	1	3733609C1		
VB94BZA	18	GY	TXL	3601686C1	3919376C1	9536	2	3733609C1		
VB94BPA	18	GY	TXL	3601686C1	3919376C1	9536	3	3733609C1		
VB94BQA	18	GY	TXL	6111842C1	6111844C1	9537	1	6111843C1		
VB94BRA	18	GY	TXL	6111842C1	6111844C1	9537	2	6111843C1		
VB94BVA	18	GY	TXL	6111842C1	6111844C1	9538	1	6111843C1		
VB94BWA	18	GY	TXL	6111842C1	6111844C1	9538	2	6111843C1		
MA152AB	16	GY	TXL	1661875C1	3522068C1	9545	A	1661872C1		
MA152AA	16	GY	TXL	1661875C1	3522068C1	9545	B	1661872C1		
UC10-GBB	8	WH	GXL	3517439C1	3517441C1	9717	A	N/A		
NV65	16	OR	GXL	1661875C1	1661778C1	9718	A	1661872C1		
NV65-G	16	WH	GXL	1661875C1	1661778C1	9718	B	1661872C1		
NX65BD	16	OR	GXL	N/A	BLUNT_SL_V	9719	A	SWS_N_REQ		
J65	16	BK	GXL	UNDEF	3543888C1	9719	A	N/A		
NX65-GB	16	WH	GXL	N/A	BLUNT_SL_V	9719	B	SWS_N_REQ		
J11-GK	16	WH	GXL	UNDEF	3543888C1	9719	B	N/A		
NX65BE	16	OR	GXL	N/A	BLUNT_SL_V	9720	A	SWS_N_REQ		
J65	16	BK	GXL	UNDEF	3543888C1	9720	A	N/A		
NX65-GC	16	WH	GXL	N/A	BLUNT_SL_V	9720	B	SWS_N_REQ		
J11-GK	16	WH	GXL	UNDEF	3543888C1	9720	B	N/A		
VZ10-GBB	8	WH	GXL	N/A	BLUNT_SL_V	9724	A	SWS_N_REQ		
VX70BB	10	RD	GXL	N/A	BLUNT_SL_V	9724	B	SWS_N_REQ		
VX68BB	10	BN	GXL	N/A	BLUNT_SL_V	9724	C	SWS_N_REQ		
VX94BB	10	DKBL	GXL	N/A	BLUNT_SL_V	9724	D	SWS_N_REQ		
VX58BB	10	BK	GXL	N/A	BLUNT_SL_V	9724	E	SWS_N_REQ		
VX56BB	10	YL	GXL	N/A	BLUNT_SL_V	9724	F	SWS_N_REQ		
VX57BB	10	LTGN	GXL	N/A	BLUNT_SL_V	9724	G	SWS_N_REQ		
CA59-G	14	WH	GXL	2033816C1	1661375C2	9736	A	589391C1		
CA59A	18	GY	GXL	2033819C1	1661375C2	9736	B	1652325C1		
CA59B	18	GY	GXL	2033819C1	1661375C2	9736	C	1652325C1		
CA59C	18	GY	GXL	2033819C1	1661375C2	9736	D	1652325C1		
CA59D	18	GY	GXL	2033819C1	1661375C2	9736	E	1652325C1		
SW59-GA	14	WH	GXL	2033816C1	1661375C2	9737	A	589391C1		
SW59E	18	GY	GXL	2033819C1	1661375C2	9737	B	1652325C1		
SW59F	18	GY	GXL	2033819C1	1661375C2	9737	C	1652325C1		
SW59H	18	GY	GXL	2033819C1	1661375C2	9737	D	1652325C1		
SW59J	18	GY	GXL	2033819C1	1661375C2	9737	E	1652325C1		
CC59-G	14	WH	GXL	2033816C1	1661375C2	9738	A	589391C1		
CC59A	16	GY	GXL	2033819C1	1661375C2	9738	B	1652325C1		
CC59B	16	GY	GXL	2033819C1	1661375C2	9738	C	1652325C1		
CC59C	16	GY	GXL	2033819C1	1661375C2	9738	D	1652325C1		
CC59D	16	GY	GXL	2033819C1	1661375C2	9738	E	1652325C1		
CB59-G	14	WH	GXL	2033816C1	1661375C2	9739	A	589391C1		
CB59A	16	GY	GXL	2033819C1	1661375C2	9739	B	1652325C1		
CB59B	16	GY	GXL	2033819C1	1661375C2	9739	C	1652325C1		
CB59C	16	GY	GXL	2033819C1	1661375C2	9739	D	1652325C1		
CB59D	16	GY	GXL	2033819C1	1661375C2	9739	E	1652325C1		
CD59-G	14	WH	GXL	2033816C1	1661375C2	9740	A	589391C1		
CD59A	18	GY	GXL	2033819C1	1661375C2	9740	B	1652325C1		
CD59B	18	GY	GXL	2033819C1	1661375C2	9740	C	1652325C1		
CD59C	18	GY	GXL	2033819C1	1661375C2	9740	D	1652325C1		
CD59D	18	GY	GXL	2033819C1	1661375C2	9740	E	1652325C1		
CE59-G	14	WH	GXL	2033816C1	1661375C2	9741	A	589391C1		
CE59A	18	GY	GXL	2033819C1	1661375C2	9741	B	1652325C1		
CE59B	18	GY	GXL	2033819C1	1661375C2	9741	C	1652325C1		
CE59C	18	GY	GXL	2033819C1	1661375C2	9741	D	1652325C1		
CE59D	18	GY	GXL	2033819C1	1661375C2	9741	E	1652325C1		
UB67TA	16	GY	GXL	3572626C1	3673640C1	9769	1	N/A		
UB67-G	16	WH	GXL	3572626C1	3673640C1	9769	2	N/A		
UB67U	16	GY	GXL	3572626C1	3673640C1	9769	3	N/A		
UB67V	16	GY	GXL	3572626C1	3673640C1	9769	4	N/A		
UB67W	16	GY	GXL	3572626C1	3673640C1	9769	5	N/A		
UB67-G	16	WH	GXL	3549254C1		9771	1	2644038R1		
PB68C	16	BN	GXL	3522190C1	2206588C1	9790	1	3522194C1		
PB68D	16	WH	TXL	3522190C1	2206588C1	9790	2	3522193C1		
RH32	18	TN	GXL	3536865C1	3536864C1	9811	1	3536868C1		
TA32	18	TN	GXL	3536865C1	3536864C1	9811	1	3536868C1		
RH9C	18	GY	GXL	3536865C1	3536864C1	9811	2	3536868C1		
TA9C	18	GY	GXL	3536865C1	3536864C1	9811	2	3536868C1		
RH32A	18	TN	GXL	3536865C1	3536864C1	9812	1	3536868C1		
RH9B	18	GY	GXL	3536865C1	3536864C1	9812	2	3536868C1		
RJ32A	18	TN	GXL	3536865C1	3536864C1	9813	1	3536868C1		
RJ9	18	GY	GXL	3536865C1	3536864C1	9813	2	3536868C1		
RN49A	18	GY	GXL	587578C1	587567C91	9814	A	1652325C1		
RN49-GB	18	WH	GXL	587578C1	587567C91	9814	B	1652325C1		
RM49	18	GY	GXL	587578C1	587567C91	9815	A	1652325C1		
RN49-GA	18	WH	GXL	587578C1	587567C91	9815	B	1652325C1		
RP49-G	18	WH	GXL	587578C1	587567C91	9815	B	1652325C1		
RL49	18	GY	GXL	587578C1	587567C91	9816	A	1652325C1		
RL49-G	18	WH	GXL	587578C1	587567C91	9816	B	1652325C1		
RD109B	18	GY	GXL	1651943C1	1678137C1	9830	A	N/A		
RD106B	18	GY	GXL	1651943C1	1678137C1	9830	B	N/A		
RD61B	18	GY	GXL	1651943C1	1678137C1	9830	C	N/A		
RE109B	18	GY	GXL	1651943C1	1678137C1	9832	A	N/A		
RE106B	18	GY	GXL	1651943C1	1678137C1	9832	B	N/A		
RE61B	18	GY	GXL	1651943C1	1678137C1	9832	C	N/A		
GB39	16	GY	GXL	2033819C1	1673790C1	9902	A	1652325C1		
GB39-G	16	WH	GXL	2033819C1	1673790C1	9902	B	1652325C1		
RE39A	18	GY	GXL	2033819C1	1671610C1	9903	A	1652325C1		
RE39-GA	18	WH	GXL	2033819C1	1671610C1	9903	B	1652325C1		
RE39B	18	GY	GXL	2033819C1	1671610C1	9904	A	1652325C1		
RE39-GB	18	WH	GXL	2033819C1	1671610C1	9904	B	1652325C1		
UC32	18	TN	GXL	3536865C1	3536864C1	9911	1	3536868C1		
UC9C	18	GY	GXL	3536865C1	3536864C1	9911	2	3536868C1		
UC32A	18	TN	GXL	3561584C1	3536864C1	9912	1	3536868C1		
UC9B	18	GY	GXL	3561584C1	3536864C1	9912	2	3536868C1		

Circuit Number	Gauge	Color	Insulation	Terminal / Splice Number	Connector Part Number	Connector Number	Cavity	Seal/Sleeve	Lock 1	Lock 2
AT28A	20	TN	TXL	4062808C1	4063415C1	1000A	1	N/A		
AT28B	20	TN	TXL	4062808C1	4063415C1	1000A	3	N/A		
AT28C	20	TN	TXL	4062808C1	4063415C1	1000A	4	N/A		
A148CA	4	RD	SGX	4206152C1		1003B	A	4122608R1		
CV81-G	10	WH	TXL	2020632C1		1004A	1	2644002R1		
1A11-GCA	12	WH	TXL	3710088C1		1004B	1	2644005R1		
1A11-GKC	12	WH	TXL	3710088C1		1004B	1	2644005R1		
AA11-GCA	12	WH	TXL	3710088C1		1004B	1	2644005R1		
AA11-GKC	12	WH	TXL	3710088C1		1004B	1	2644005R1		
RA11-GKJ	6	WH	SGX	2015884C1		1005A	1	2644002R1		
RB11-GKJ	6	WH	SGX	2015884C1		1005A	1	2644002R1		
RP11-G	8	WH	GXL	3710088C1		1005B	1	2644005R1		
B(+)	8	RD	GXL	3877760C1		100A	1	2644054R1		
BA75-GBA	12	WH	GXL	1661233C1	1661205C1	100A	A	N/A		
ZE75-GBA	12	WH	GXL	1661233C1	1661205C1	100A	A	N/A		
ZG75-GBA	12	WH	GXL	1661233C1	1661205C1	100A	A	N/A		
N14G	0	BK	SGX	2241361C1		100A	A	4122609R1		
BA75-GBB	12	WH	GXL	1661233C1	1661205C1	100A	B	N/A		
ZE75-GBB	12	WH	GXL	1661233C1	1661205C1	100A	B	N/A		
ZG75-GBB	12	WH	GXL	1661233C1	1661205C1	100A	B	N/A		
BA14HA	12	RD	GXL	1661233C1	1661205C1	100A	C	N/A		
ZE14HA	12	RD	GXL	1661233C1	1661205C1	100A	C	N/A		
ZG14HA	12	RD	GXL	1661233C1	1661205C1	100A	C	N/A		
BA14HB	12	RD	GXL	1661233C1	1661205C1	100A	D	N/A		
ZE14HB	12	RD	GXL	1661233C1	1661205C1	100A	D	N/A		
ZG14HB	12	RD	GXL	1661233C1	1661205C1	100A	D	N/A		
MF104	12	RD	GXL	2025422C1	2031520C1	100B	A	2025428C1		
N14G	0	BK	SGX	2241361C1		100B	A	3812583R1		
MF104-G	12	WH	GXL	2025422C1	2031520C1	100B	B	2025428C1		
N14G	0	BK	SGR	3756706C1	3757369C1	100C	1	3756704C1		
N14G	0	BK	SGX	3756705C1	3756702C1	100C	1	3756704C1		
N14G	0	BK	SGX	3756705C1	3756702C1	100C	1	3756704C1		
104	12	RD	GXL	2031531C1	2031522C1	100C	A	2025428C1		
104-G	12	WH	GXL	2031531C1	2031522C1	100C	B	2025428C1		
104-G	12	WH	GXL	2033816C1	1664531C1	100CN	A	589390C1		
104	12	RD	GXL	2033912C1	1669834C1	100CP	A	589390C1		
N14G	0	BK	SGR	2241357C1		100D	1	3812583R1		
N104-G	12	WH	GXL	1687848C1	1669834C1	100NB1	A	589390C1		
N104BB	12	RD	GXL	2033816C1	1664531C1	100PB1	A	589390C1		
N14A	0	RD	SGX	2241361C1		101A	A	3812583R1		
N14A	0	RD	SGX	2241361C1		101A	A	4122609R1		
N14A	0	RD	SGR	3756706C1	3757370C1	101C	1	3756704C1		
N14A	0	RD	SGX	3756705C1	3606342C1	101C	1	3756704C1		
N14A	0	RD	SGX	3756705C1	3606342C1	101C	1	3756704C1		
N14A	0	RD	SGR	2241357C1		101D	A	3812583R1		
N10G	8	WH	GXL	373756C2		102A	1	2644054R1		
N10G	8	BK	GXL	373756C2		102A	A	2644054R1		
N10G	8	WH	GXL	3756749C1	3756780C1	102B	1	N/A		
N10G	8	WH	GXL	3756790C1	3756781C1	102B	1	3756745C1		
N10G	8	BK	GXL	3756749C1	3756780C1	102B	1	3756745C1		
N10G	8	WH	GXL	3877760C1		102C	A	2644054R1		
A86N	14	LTGN	GXL	3534167C1	1661197C1	10F	A	N/A		
A86-GB	14	WH	GXL	3534167C1	1661197C1	10F	B	N/A		
JN5BH(+)	18	YL	TXL	2035086C1	3768593C1	1101F	5	N/A		
JR5BH(+)	18	YL	TXL	2035086C1	3768593C1	1101F	5	N/A		
JN5BH(-)	18	LTGN	TXL	2035086C1	3768593C1	1101F	6	N/A		
JR5BH(-)	18	LTGN	TXL	2035086C1	3768593C1	1101F	6	N/A		
JN5BG(+)	18	YL	TXL	3539904C1	3522071C1	1101M	5	N/A		
JR5BG(+)	18	YL	TXL	3539904C1	3522071C1	1101M	5	N/A		
JN5BG(-)	18	LTGN	TXL	3539904C1	3522071C1	1101M	6	N/A		
JR5BG(-)	18	LTGN	TXL	3539904C1	3522071C1	1101M	6	N/A		
1A11-GKD	18	WH	TXL	3539904C1	3522071C1	1101M	8	N/A		
AA11-GKD	18	WH	TXL	3539904C1	3522071C1	1101M	8	N/A		
2G14MUX	18	RD	TXL	3539904C1	3522071C1	1101M	10	N/A		
6F72EB	20	OR	TXL	3693774C1	3928059C1	1110M	2	N/A		
FR72EB	20	OR	TXL	3693774C1	3928059C1	1110M	2	N/A		
6F72EC	20	OR	TXL	3693774C1	3928059C1	1110M	4	N/A		
FR72EC	20	OR	TXL	3693774C1	3928059C1	1110M	4	N/A		
6F72-GB1	20	WH	TXL	3693774C1	3928059C1	1110M	9	N/A		
FR72-GB1	20	WH	TXL	3693774C1	3928059C1	1110M	9	N/A		
6F72ED	20	OR	TXL	3693774C1	3928059C1	1110M	10	N/A		
FR72ED	20	OR	TXL	3693774C1	3928059C1	1110M	10	N/A		
6F72-GB2	20	WH	TXL	3693774C1	3928059C1	1110M	11	N/A		
FR72-GB2	20	WH	TXL	3693774C1	3928059C1	1110M	11	N/A		
XW62DG	20	DKBL	TXL	3693774C1	3928059C1	1110M	12	N/A		
CN11-GBC	20	WH	TXL	3693774C1	3928059C1	1111M	2	N/A		
CR11-GBC	20	WH	TXL	3693774C1	3928059C1	1111M	2	N/A		
KZ98-GBC	18	WH	TXL	1661224C1	3928059C1	1111M	2	N/A		
ZY11-GBC	20	WH	TXL	3693774C1	3928059C1	1111M	2	N/A		
CN98J	18	BK	TXL	1661224C1	3928059C1	1111M	4	N/A		
CR98J	18	BK	TXL	1661224C1	3928059C1	1111M	4	N/A		
KZ98J	18	BK	TXL	1661224C1	3928059C1	1111M	4	N/A		
ZY98J	18	BK	TXL	1661224C1	3928059C1	1111M	4	N/A		
CN11-GBD	20	WH	TXL	3693774C1	3928059C1	1111M	11	N/A		
CR11-GBD	20	WH	TXL	3693774C1	3928059C1	1111M	11	N/A		
KZ11-GBD	20	WH	TXL	3693774C1	3928059C1	1111M	11	N/A		
ZY11-GBD	20	WH	TXL	3693774C1	3928059C1	1111M	11	N/A		
CN62DH	20	DKBL	TXL	3693774C1	3928059C1	1111M	12	N/A		
CR62DH	20	DKBL	TXL	3693774C1	3928059C1	1111M	12	N/A		
KZ62DH	20	DKBL	TXL	3693774C1	3928059C1	1111M	12	N/A		
ZY62DH	20	DKBL	TXL	3693774C1	3928059C1	1111M	12	N/A		
CD14SA	20	RD	TXL	3693774C1	3928059C1	1112M	2	N/A		
CE14SA	20	RD	TXL	3693774C1	3928059C1	1112M	2	N/A	2006503C1	
CD14SAA	18	RD	TXL	3541250C1	3928059C1	1112M	4	N/A		
CD14SAB	18	RD	TXL	3541250C1	3928059C1	1112M	4	N/A		
CE14SAA	18	RD	TXL	3541250C1	3928059C1	1112M	4	N/A	3538636C1	
CE14SAB	18	RD	TXL	3541250C1	3928059C1	1112M	4	N/A		
CD14-GSA	20	WH	TXL	3693774C1	3928059C1	1112M	9	N/A	3515765C1	
CE14-GSA	20	WH	TXL	3693774C1	3928059C1	1112M	9	N/A		
CD14SAA	18	RD	TXL	1661224C1	3928059C1	1112M	10	N/A		
CE14SAA	18	RD	TXL	1661224C1	3928059C1	1112M	10	N/A		
CD62-GAJ	20	WH	TXL	3693774C1	3928059C1	1112M	11	N/A		
CE62-GA	20	WH	TXL	3693774C1	3928059C1	1112M	11	N/A	1667771C1	
CD62DJ	20	DKBL	TXL	3693774C1	3928059C1	1112M	12	N/A		
CE62DJ	20	DKBL	TXL	3693774C1	3928059C1	1112M	12	N/A		
CE14SB	20	RD	TXL	3693774C1	3928059C1	1113M	2	N/A		
CE14SBA	18	RD	TXL	3541250C1	3928059C1	1113M	4	N/A		
CE14SBB	18	RD	TXL	3541250C1	3928059C1	1113M	4	N/A		
CE14-GSC	20	WH	TXL	3693774C1	3928059C1	1113M	9	N/A		
CE14SBA	18	RD	TXL	1661224C1	3928059C1	1113M	10	N/A		
CE62-GB	20	WH	TXL	3693774C1	3928059C1	1113M	11	N/A		
CE62DK	20	DKBL	TXL	3693774C1	3928059C1	1113M	12	N/A		
HA104SS	20	DKBL	TXL	3693774C1	3928059C1	1114M	1	N/A		
HA11-GAM	18	WH	TXL	3541250C1	3928059C1	1114M	2	N/A		
HA11-GT	18	WH	TXL	3541250C1	3928059C1	1114M	2	N/A		

Circuit Number	Gauge	Color	Insulation	Terminal / Splice Number	Connector Part Number	Connector Number	Cavity	Seal/Sleeve	Lock 1	Lock 2
HA104SP	20	DKBL	TXL	3693774C1	3928059C1	1114M	4	N/A		
HA11-GAM	18	WH	TXL	1661224C1	3928059C1	1114M	9	N/A		
HA104BC	20	DKBL	TXL	3693774C1	3928059C1	1114M	10	N/A		
HA11-GAT	18	WH	TXL	3541250C1	3928059C1	1114M	11	N/A		
HA11-GT	18	WH	TXL	3541250C1	3928059C1	1114M	11	N/A		
HA62DF	20	DKBL	TXL	3693774C1	3928059C1	1114M	12	N/A		
DK14TRIA	16	RD	TXL	1661226C1	3928059C1	1116M	1	N/A		
DK75BY	16	LTGN	GXL	1661226C1	3928059C1	1116M	2	N/A		
DK13TRIA	16	PK	GXL	1661226C1	3928059C1	1116M	4	N/A		
DK62-GBN	20	WH	TXL	3693774C1	3928059C1	1116M	11	N/A		
DK62DF	20	DKBL	TXL	3693774C1	3928059C1	1116M	12	N/A		
EM13BL1	20	PK	TXL	3693774C1	3928059C1	1117M	2	N/A		
GN13BL1	20	PK	TXL	3693774C1	3928059C1	1117M	2	N/A		
EM13BL2	18	PK	TXL	3541250C1	3928059C1	1117M	4	N/A		
EM13BLT	18	PK	TXL	3541250C1	3928059C1	1117M	4	N/A		
GN13BL2	18	PK	TXL	3541250C1	3928059C1	1117M	4	N/A		
GN13BLT	18	PK	TXL	3541250C1	3928059C1	1117M	4	N/A		
EM13-GBL	20	WH	TXL	3693774C1	3928059C1	1117M	9	N/A		
GN13-GBL	20	WH	TXL	3693774C1	3928059C1	1117M	9	N/A		
EM13BL2	18	PK	TXL	1661224C1	3928059C1	1117M	10	N/A		
GN13BL2	18	PK	TXL	1661224C1	3928059C1	1117M	10	N/A		
EM62-GDL	20	WH	TXL	3693774C1	3928059C1	1117M	11	N/A		
GN62-GDL	20	WH	TXL	3693774C1	3928059C1	1117M	11	N/A		
EM62DL	20	DKBL	TXL	3693774C1	3928059C1	1117M	12	N/A		
GN62DL	20	DKBL	TXL	3693774C1	3928059C1	1117M	12	N/A		
RV11COG1	18	WH	TXL	1661224C1	3520850C1	1118M	1	N/A		
RV11COG3	18	WH	TXL	1661224C1	3520850C1	1118M	3	N/A		
RV67EN	16	TN	TXL	1661226C1	3520850C1	1118M	7	N/A		
RV67NA	16	TN	TXL	1661226C1	3520850C1	1118M	8	N/A		
RV13COG1	16	PK	TXL	1661226C1	3520850C1	1118M	9	N/A		
RV13COG3	16	PK	TXL	1661226C1	3520850C1	1118M	10	N/A		
RV67COG	18	WH	TXL	1661224C1	3520850C1	1118M	2B	N/A		
2V67COG1	20	GY	TXL	3693774C1	3928059C1	1119M	1	N/A		
2V11COG1	20	WH	TXL	3693774C1	3928059C1	1119M	2	N/A		
2V67COG2	20	GY	TXL	3693774C1	3928059C1	1119M	4	N/A		
2V67EN	20	TN	TXL	3693774C1	3928059C1	1119M	9	N/A		
2V13COG3	20	PK	TXL	3693774C1	3928059C1	1119M	10	N/A		
2V67NA	20	VT	TXL	3693774C1	3928059C1	1119M	11	N/A	1661890C1	
2V13COG1	20	PK	TXL	3693774C1	3928059C1	1119M	12	N/A		
HN75HC	20	LTGN	TXL	3693774C1	3928059C1	1124M	2	N/A		
HN75AF	20	LTGN	TXL	3693774C1	3928059C1	1124M	4	N/A		
HN75AG	20	LTGN	TXL	3693774C1	3928059C1	1124M	9	N/A		
HN75AT	20	LTGN	TXL	3693774C1	3928059C1	1124M	10	N/A		
HN75-GAS	20	WH	TXL	3541250C1	3928059C1	1124M	11	N/A		
HN75HA	20	LTGN	TXL	3541250C1	3928059C1	1124M	11	N/A		
HN62AA	20	DKBL	TXL	3541250C1	3928059C1	1124M	12	N/A		
HN6JJ	20	DKBL	TXL	3541250C1	3928059C1	1124M	12	N/A		
HN75HD	20	LTGN	TXL	3693774C1	3928059C1	1125M	2	N/A		
HN77NE	20	LTGN	TXL	3693774C1	3928059C1	1125M	4	N/A		
HN77NF	20	LTGN	TXL	3693774C1	3928059C1	1125M	9	N/A		
HN75HB	20	LTGN	TXL	3693774C1	3928059C1	1125M	10	N/A		
HN75HA	20	LTGN	TXL	3693774C1	3928059C1	1125M	11	N/A		
HN62AA	20	DKBL	TXL	3693774C1	3928059C1	1125M	12	N/A		
CS67COG1	20	GY	TXL	3693774C1	3928059C1	1126M	1	N/A		
YK67COG1	18	GY	TXL	1661224C1	3928059C1	1126M	1	N/A		
CS11COG1	20	WH	TXL	3693774C1	3928059C1	1126M	2	N/A		
YK11COG1	18	WH	TXL	1661224C1	3928059C1	1126M	2	N/A		
CS67COG2	20	GY	TXL	3693774C1	3928059C1	1126M	4	N/A		
YK67COG2	18	GY	TXL	1661224C1	3928059C1	1126M	4	N/A		
CS67NB	20	VT	TXL	3693774C1	3928059C1	1126M	11	N/A		
YK67NB	16	VT	TXL	1661226C1	3928059C1	1126M	11	N/A		
CS62A	20	DKBL	TXL	3693774C1	3928059C1	1126M	12	N/A		
YK62A	18	DKBL	TXL	1661224C1	3928059C1	1126M	12	N/A		
SE13BD	18	PK	TXL	1661875C1	1667741C1	1127R	A	N/A		
SE179B	18	WH	TXL	1661875C1	1667741C1	1127R	C	N/A	3540454C1	3551897C1
WD61WD	18	GY	GXL	1661224C1	3928059C1	1132A	1	N/A		
WD10WD	18	WH	GXL	1661224C1	3928059C1	1132A	2	N/A		
WD61WB	18	GY	GXL	1661224C1	3928059C1	1132A	4	N/A		
WD10WE	18	WH	GXL	1661224C1	3928059C1	1132A	9	N/A		
WD61WC	18	GY	GXL	1661224C1	3928059C1	1132A	10	N/A		
WD10WF	18	WH	GXL	1661224C1	3928059C1	1132A	11	N/A		
WD62WB	20	DKBL	TXL	3693774C1	3928059C1	1132A	12	N/A		
WD61WF	18	GY	GXL	1661224C1	3520850C1	1132B	7	N/A		
WD62WC	20	DKBL	TXL	3693774C1	3520850C1	1132B	8	N/A		
WD10WG	18	WH	GXL	1661224C1	3520850C1	1132B	9	N/A		
WD10WH	18	WH	GXL	1661224C1	3520850C1	1132B	10	N/A		
1A73A	20	LTGN	TXL	3673333C1	3768152C1	1200A	1	N/A		
AA73A	20	LTGN	TXL	3673333C1	3768152C1	1200A	1	N/A		
1A74-G	20	WH	TXL	3673333C1	3768152C1	1200A	2	N/A	3601839C1	
AA74-G	20	WH	TXL	3673333C1	3768152C1	1200A	2	N/A		
2E75D-G	22	LTGN	TXL	6086792C1	3768152C1	1200A	3	N/A		
2E75D	22	LTGN	TXL	6086792C1	3768152C1	1200A	4	N/A		
1A75B	20	LTGN	TXL	3673333C1	3768152C1	1200A	5	N/A		
AA75B	20	LTGN	TXL	3673333C1	3768152C1	1200A	5	N/A		
DH75A	20	LTGN	TXL	3673333C1	3768152C1	1200A	6	N/A		
4BSAF(+)	20	YL	193	3673333C1	3768152C1	1200A	7	N/A		
4CSAF(+)	20	YL	193	3673333C1	3768152C1	1200A	7	N/A		
4RSAF(+)	20	YL	193	3673333C1	3768152C1	1200A	7	N/A		
4TSAF(+)	20	YL	193	3673333C1	3768152C1	1200A	7	N/A		
GZSAF(+)	20	YL	193	3673333C1	3768152C1	1200A	7	N/A		
JKSAF(+)	20	YL	193	3673333C1	3768152C1	1200A	7	N/A		
KPSAF(+)	20	YL	193	3673333C1	3768152C1	1200A	7	N/A		
KUSAF(+)	20	YL	193	3673333C1	3768152C1	1200A	7	N/A		
LNSAF(+)	20	YL	193	3673333C1	3768152C1	1200A	7	N/A		
4BSAF(-)	20	GN	193	3673333C1	3768152C1	1200A	8	N/A		
4CSAF(-)	20	GN	193	3673333C1	3768152C1	1200A	8	N/A		
4RSAF(-)	20	GN	193	3673333C1	3768152C1	1200A	8	N/A		
4TSAF(-)	20	GN	193	3673333C1	3768152C1	1200A	8	N/A		
GZSAF(-)	20	GN	193	3673333C1	3768152C1	1200A	8	N/A		
JKSAF(-)	20	GN	193	3673333C1	3768152C1	1200A	8	N/A		
KPSAF(-)	20	GN	193	3673333C1	3768152C1	1200A	8	N/A		
KUSAF(-)	20	GN	193	3673333C1	3768152C1	1200A	8	N/A		
LNSAF(-)	20	GN	193	3673333C1	3768152C1	1200A	8	N/A		
1A74A2	20	LTGN	TXL	3673333C1	3768152C1	1200A	9	N/A	3683466C1	
AA74A2	20	LTGN	TXL	3673333C1	3768152C1	1200A	9	N/A		
1A74B2	20	LTGN	TXL	3673333C1	3768152C1	1200A	10	N/A	3768016C1	
AA74B2	20	LTGN	TXL	3673333C1	3768152C1	1200A	10	N/A	3668940C1	
1A74D5	20	LTGN	TXL	3673333C1	3768152C1	1200A	11	N/A		
AA74D5	20	LTGN	TXL	3673333C1	3768152C1	1200A	11	N/A		
1A73B	20	LTGN	TXL	3673333C1	3768152C1	1200A	12	N/A	1618846C1	1618847C1
AA73B	20	LTGN	TXL	3673333C1	3768152C1	1200A	12	N/A		
1A74-GA	20	WH	TXL	3673333C1	3768152C1	1200A	13	N/A	3557682C1	
AA74-GA	20	WH	TXL	3673333C1	3768152C1	1200A	13	N/A		
2E75TS1	20	LTGN	TXL	3673333C1	3768152C1	1200A	14	N/A		
2E75TS2	20	LTGN	TXL	3673333C1	3768152C1	1200A	15	N/A		

Circuit Number	Gauge	Color	Insulation	Terminal / Splice Number	Connector Part Number	Connector Number	Cavity	Seal/Sleeve	Lock 1	Lock 2
2E75TS3	20	LTGN	TXL	3673333C1	3768152C1	1200A	16	N/A		
2E75TS4	20	LTGN	TXL	3673333C1	3768152C1	1200A	17	N/A		
1A74C2	20	LTGN	TXL	3673333C1	3768152C1	1200A	18	N/A		
AA74C2	20	LTGN	TXL	3673333C1	3768152C1	1200A	18	N/A		
1A74E2	20	LTGN	TXL	3673333C1	3768152C1	1200A	19	N/A		
AA74E2	20	LTGN	TXL	3673333C1	3768152C1	1200A	19	N/A		
1A74D2	20	LTGN	TXL	3673333C1	3768152C1	1200A	21	N/A		
AA74D2	20	LTGN	TXL	3673333C1	3768152C1	1200A	21	N/A		
1A74D4	20	LTGN	TXL	3673333C1	3768152C1	1200A	22	N/A		
AA74D4	20	LTGN	TXL	3673333C1	3768152C1	1200A	22	N/A		
1A74B1	20	LTGN	TXL	3673333C1	3768153C1	1200B	1	N/A	3540454C1	1661263C1
AA74B1	20	LTGN	TXL	3673333C1	3768153C1	1200B	1	N/A		
1A74B3	20	LTGN	TXL	3673333C1	3768153C1	1200B	2	N/A		
AA74B3	20	LTGN	TXL	3673333C1	3768153C1	1200B	2	N/A		
1A74B4	20	LTGN	TXL	3673333C1	3768153C1	1200B	3	N/A		
AA74B4	20	LTGN	TXL	3673333C1	3768153C1	1200B	3	N/A		
1A74C1	20	LTGN	TXL	3673333C1	3768153C1	1200B	4	N/A	3562309C1	
AA74C1	20	LTGN	TXL	3673333C1	3768153C1	1200B	4	N/A		
1A74C3	20	LTGN	TXL	3673333C1	3768153C1	1200B	5	N/A	4062807C1	
AA74C3	20	LTGN	TXL	3673333C1	3768153C1	1200B	5	N/A		
1A74C4	20	LTGN	TXL	3673333C1	3768153C1	1200B	6	N/A		
AA74C4	20	LTGN	TXL	3673333C1	3768153C1	1200B	6	N/A		
1A74C5	20	LTGN	TXL	3673333C1	3768153C1	1200B	7	N/A		
AA74C5	20	LTGN	TXL	3673333C1	3768153C1	1200B	7	N/A		
1A74E1	20	LTGN	TXL	3673333C1	3768153C1	1200B	8	N/A		
AA74E1	20	LTGN	TXL	3673333C1	3768153C1	1200B	8	N/A		
1A74E3	20	LTGN	TXL	3673333C1	3768153C1	1200B	9	N/A		
AA74E3	20	LTGN	TXL	3673333C1	3768153C1	1200B	9	N/A		
1A74E4	20	LTGN	TXL	3673333C1	3768153C1	1200B	10	N/A		
AA74E4	20	LTGN	TXL	3673333C1	3768153C1	1200B	10	N/A		
1A74E5	20	LTGN	TXL	3673333C1	3768153C1	1200B	11	N/A		
AA74E5	20	LTGN	TXL	3673333C1	3768153C1	1200B	11	N/A		
1A74B5	20	LTGN	TXL	3673333C1	3768153C1	1200B	12	N/A		
AA74B5	20	LTGN	TXL	3673333C1	3768153C1	1200B	12	N/A		
1A74A1	20	LTGN	TXL	3673333C1	3768153C1	1200B	13	N/A		
AA74A1	20	LTGN	TXL	3673333C1	3768153C1	1200B	13	N/A	2005242C1	
1A74A3	20	LTGN	TXL	3673333C1	3768153C1	1200B	14	N/A		
AA74A3	20	LTGN	TXL	3673333C1	3768153C1	1200B	14	N/A		
1A74A4	20	LTGN	TXL	3673333C1	3768153C1	1200B	15	N/A	3539892C1	3539893C1
AA74A4	20	LTGN	TXL	3673333C1	3768153C1	1200B	15	N/A		
1A74A5	20	LTGN	TXL	3673333C1	3768153C1	1200B	16	N/A		
AA74A5	20	LTGN	TXL	3673333C1	3768153C1	1200B	16	N/A		
1A74D1	20	LTGN	TXL	3673333C1	3768153C1	1200B	21	N/A	3557682C1	
AA74D1	20	LTGN	TXL	3673333C1	3768153C1	1200B	21	N/A		
1A74D3	20	LTGN	TXL	3673333C1	3768153C1	1200B	22	N/A	4110680C1	
AA74D3	20	LTGN	TXL	3673333C1	3768153C1	1200B	22	N/A		
1A74C1	20	LTGN	TXL	3544883C1	4057474C1	1200C	A	N/A		
AA74C1	20	LTGN	TXL	3544883C1	4057474C1	1200C	A	N/A		
1A74C2	20	LTGN	TXL	3544883C1	4057474C1	1200C	B	N/A		
AA74C2	20	LTGN	TXL	3544883C1	4057474C1	1200C	B	N/A		
1A74C3	20	LTGN	TXL	3544883C1	4057474C1	1200C	C	N/A	4064677C1	3540454C1
AA74C3	20	LTGN	TXL	3544883C1	4057474C1	1200C	C	N/A		
1A74C4	20	LTGN	TXL	3544883C1	4057474C1	1200C	D	N/A		
AA74C4	20	LTGN	TXL	3544883C1	4057474C1	1200C	D	N/A		
1A74C5	20	LTGN	TXL	3544883C1	4057474C1	1200C	E	N/A		
AA74C5	20	LTGN	TXL	3544883C1	4057474C1	1200C	E	N/A		
1A74D1	20	LTGN	TXL	3544883C1	4057474C1	1200C	F	N/A	4100116C1	
AA74D1	20	LTGN	TXL	3544883C1	4057474C1	1200C	F	N/A		
1A74D2	20	LTGN	TXL	3544883C1	4057474C1	1200C	G	N/A	3756746C1	
AA74D2	20	LTGN	TXL	3544883C1	4057474C1	1200C	G	N/A		
1A74D3	20	LTGN	TXL	3544883C1	4057474C1	1200C	H	N/A		
AA74D3	20	LTGN	TXL	3544883C1	4057474C1	1200C	H	N/A		
1A74D4	20	LTGN	TXL	3544883C1	4057474C1	1200C	J	N/A	4119706C1	
AA74D4	20	LTGN	TXL	3544883C1	4057474C1	1200C	J	N/A		
1A74D5	20	LTGN	TXL	3544883C1	4057474C1	1200C	K	N/A		
AA74D5	20	LTGN	TXL	3544883C1	4057474C1	1200C	K	N/A		
1A74E1	20	LTGN	TXL	3544883C1	4057474C1	1200C	L	N/A		
AA74E1	20	LTGN	TXL	3544883C1	4057474C1	1200C	L	N/A		
1A74E2	20	LTGN	TXL	3544883C1	4057474C1	1200C	M	N/A		
AA74E2	20	LTGN	TXL	3544883C1	4057474C1	1200C	M	N/A		
1A74E3	20	LTGN	TXL	3544883C1	4057474C1	1200C	N	N/A		
AA74E3	20	LTGN	TXL	3544883C1	4057474C1	1200C	N	N/A		
1A74E4	20	LTGN	TXL	3544883C1	4057474C1	1200C	P	N/A		
AA74E4	20	LTGN	TXL	3544883C1	4057474C1	1200C	P	N/A		
1A74E5	20	LTGN	TXL	3544883C1	4057474C1	1200C	S	N/A		
AA74E5	20	LTGN	TXL	3544883C1	4057474C1	1200C	S	N/A		
DH75	12	RD	TXL	1661227C1	4061870C1	1200D	A	N/A		
1A75-G	12	WH	TXL	1661227C1	4061870C1	1200D	B	N/A		
AA75-G	12	WH	TXL	1661227C1	4061870C1	1200D	B	N/A		
1A74A1	20	LTGN	TXL	3544883C1	4057658C1	1200E	A	N/A	3503599C1	
AA74A1	20	LTGN	TXL	3544883C1	4057658C1	1200E	A	N/A		
1A74A2	20	LTGN	TXL	3544883C1	4057658C1	1200E	B	N/A	3700749C1	
AA74A2	20	LTGN	TXL	3544883C1	4057658C1	1200E	B	N/A		
1A74A3	20	LTGN	TXL	3544883C1	4057658C1	1200E	C	N/A		
AA74A3	20	LTGN	TXL	3544883C1	4057658C1	1200E	C	N/A		
1A74A4	20	LTGN	TXL	3544883C1	4057658C1	1200E	D	N/A	1689501C1	
AA74A4	20	LTGN	TXL	3544883C1	4057658C1	1200E	D	N/A		
1A74A5	20	LTGN	TXL	3544883C1	4057658C1	1200E	E	N/A		
AA74A5	20	LTGN	TXL	3544883C1	4057658C1	1200E	E	N/A		
1A74B1	20	LTGN	TXL	3544883C1	4057658C1	1200E	F	N/A	3768011C1	
AA74B1	20	LTGN	TXL	3544883C1	4057658C1	1200E	F	N/A		
1A74B2	20	LTGN	TXL	3544883C1	4057658C1	1200E	G	N/A		
AA74B2	20	LTGN	TXL	3544883C1	4057658C1	1200E	G	N/A		
1A74B3	20	LTGN	TXL	3544883C1	4057658C1	1200E	H	N/A		
AA74B3	20	LTGN	TXL	3544883C1	4057658C1	1200E	H	N/A		
1A74B4	20	LTGN	TXL	3544883C1	4057658C1	1200E	J	N/A		
AA74B4	20	LTGN	TXL	3544883C1	4057658C1	1200E	J	N/A		
1A74B5	20	LTGN	TXL	3544883C1	4057658C1	1200E	K	N/A		
AA74B5	20	LTGN	TXL	3544883C1	4057658C1	1200E	K	N/A		
1A77D	20	LTGN	TXL	3544883C1	4057658C1	1200E	L	N/A		
AA77D	20	LTGN	TXL	3544883C1	4057658C1	1200E	L	N/A		
1A6AM	20	GY	TXL	3544883C1	4057658C1	1200E	M	N/A		
AA6AM	20	GY	TXL	3544883C1	4057658C1	1200E	M	N/A		
DH75AB	18	LTGN	TXL	3544884C1	4057658C1	1200E	N	N/A		
1A75B	20	LTGN	TXL	3544883C1	4057658C1	1200E	P	N/A		
AA75B	20	LTGN	TXL	3544883C1	4057658C1	1200E	P	N/A		
2E75TS2	20	LTGN	TXL	4062808C1	4116508C1	1200F	1	N/A		
2E75TS1	20	LTGN	TXL	4062808C1	4116508C1	1200F	2	N/A		
2E75TS4	20	LTGN	TXL	4062808C1	4116508C1	1200F	3	N/A		
2E75TS3	20	LTGN	TXL	4062808C1	4116508C1	1200F	4	N/A		
2H5G(-)	18	GN	TXL	3539904C1	3710061C1	1500A	A10	N/A		
2J5G(-)	18	GN	TXL	3539904C1	3710061C1	1500A	A10	N/A		
2L5G(-)	18	GN	TXL	3539904C1	3710061C1	1500A	A10	N/A		
2M5G(-)	18	GN	TXL	3539904C1	3710061C1	1500A	A10	N/A		
2W5G(-)	18	GN	TXL	3539904C1	3710061C1	1500A	A10	N/A		

Circuit Number	Gauge	Color	Insulation	Terminal / Splice Number	Connector Part Number	Connector Number	Cavity	Seal/Sleeve	Lock 1	Lock 2
2Y5G(-)	18	GN	TXL	3539904C1	3710061C1	1500A	A10	N/A		
2Z5G(-)	18	GN	TXL	3539904C1	3710061C1	1500A	A10	N/A		
3C5G(-)	18	GN	TXL	3539904C1	3710061C1	1500A	A10	N/A		
3D5G(-)	18	GN	TXL	3539904C1	3710061C1	1500A	A10	N/A		
3E5G(-)	18	GN	TXL	3539904C1	3710061C1	1500A	A10	N/A		
3J5G(-)	18	GN	TXL	3539904C1	3710061C1	1500A	A10	N/A		
3M5G(-)	18	GN	TXL	3539904C1	3710061C1	1500A	A10	N/A		
3R5G(-)	18	GN	TXL	3539904C1	3710061C1	1500A	A10	N/A		
3U5G(-)	18	GN	TXL	3539904C1	3710061C1	1500A	A10	N/A		
3W5W(-)	18	GN	TXL	3539904C1	3710061C1	1500A	A10	N/A		
3Z5G(-)	18	GN	TXL	3539904C1	3710061C1	1500A	A10	N/A		
4E5G(-)	18	GN	TXL	3539904C1	3710061C1	1500A	A10	N/A		
4J5G(-)	18	GN	TXL	3539904C1	3710061C1	1500A	A10	N/A		
4L5G(-)	18	GN	TXL	3539904C1	3710061C1	1500A	A10	N/A		
4N5G(-)	18	GN	TXL	3539904C1	3710061C1	1500A	A10	N/A		
6E5H(-)	18	GN	TXL	3539904C1	3710061C1	1500A	A10	N/A		
9K5G(-)	18	GN	TXL	3539904C1	3710061C1	1500A	A10	N/A		
9L5G(-)	18	GN	TXL	3539904C1	3710061C1	1500A	A10	N/A		
9P5G(-)	18	GN	TXL	3539904C1	3710061C1	1500A	A10	N/A		
9T5G(-)	18	GN	TXL	3539904C1	3710061C1	1500A	A10	N/A		
9V5G(-)	18	GN	TXL	3539904C1	3710061C1	1500A	A10	N/A		
9W5G(-)	18	GN	TXL	3539904C1	3710061C1	1500A	A10	N/A		
JC5G(-)	18	GN	TXL	3539904C1	3710061C1	1500A	A10	N/A		
JD5G(-)	18	GN	TXL	3539904C1	3710061C1	1500A	A10	N/A		
JF5G(-)	18	GN	TXL	3539904C1	3710061C1	1500A	A10	N/A		
JG5G(-)	18	GN	TXL	3539904C1	3710061C1	1500A	A10	N/A		
LC5J(-)	18	GN	TXL	3539904C1	3710061C1	1500A	A10	N/A		
LD5L(-)	18	GN	TXL	3539904C1	3710061C1	1500A	A10	N/A		
LE5G(-)	18	GN	TXL	3539904C1	3710061C1	1500A	A10	N/A		
LF5G(-)	18	GN	TXL	3539904C1	3710061C1	1500A	A10	N/A		
LS5G(-)	18	GN	TXL	3539904C1	3710061C1	1500A	A10	N/A		
LU5G(-)	18	GN	TXL	3539904C1	3710061C1	1500A	A10	N/A		
LV5G(-)	18	GN	TXL	3539904C1	3710061C1	1500A	A10	N/A		
PV5G(-)	18	GN	TXL	3539904C1	3710061C1	1500A	A10	N/A		
PY5G(-)	18	GN	TXL	3539904C1	3710061C1	1500A	A10	N/A		
PZ5G(-)	18	GN	TXL	3539904C1	3710061C1	1500A	A10	N/A		
RD5G(-)	18	GN	TXL	3539904C1	3710061C1	1500A	A10	N/A		
RG5G(-)	18	GN	TXL	3539904C1	3710061C1	1500A	A10	N/A		
RJ5G(-)	18	GN	TXL	3539904C1	3710061C1	1500A	A10	N/A		
RM5G(-)	18	GN	TXL	3539904C1	3710061C1	1500A	A10	N/A		
RR5G(-)	18	GN	TXL	3539904C1	3710061C1	1500A	A10	N/A		
RS5G(-)	18	GN	TXL	3539904C1	3710061C1	1500A	A10	N/A		
RU5G(-)	18	GN	TXL	3539904C1	3710061C1	1500A	A10	N/A		
RX5G(-)	18	GN	TXL	3539904C1	3710061C1	1500A	A10	N/A		
RZ5G(-)	18	GN	TXL	3539904C1	3710061C1	1500A	A10	N/A		
SB5G(-)	18	GN	TXL	3539904C1	3710061C1	1500A	A10	N/A		
SC5G(-)	18	GN	TXL	3539904C1	3710061C1	1500A	A10	N/A		
SD5G(-)	18	GN	TXL	3539904C1	3710061C1	1500A	A10	N/A		
SE5G(-)	18	GN	TXL	3539904C1	3710061C1	1500A	A10	N/A		
SN5G(-)	18	GN	TXL	3539904C1	3710061C1	1500A	A10	N/A		
SP5G(-)	18	GN	TXL	3539904C1	3710061C1	1500A	A10	N/A		
SR5G(-)	18	GN	TXL	3539904C1	3710061C1	1500A	A10	N/A		
VC5G(-)	18	GN	TXL	3539904C1	3710061C1	1500A	A10	N/A		
VD5G(-)	18	GN	TXL	3539904C1	3710061C1	1500A	A10	N/A		
VE5G(-)	18	GN	TXL	3539904C1	3710061C1	1500A	A10	N/A		
VF5G(-)	18	GN	TXL	3539904C1	3710061C1	1500A	A10	N/A		
VG5G(-)	18	GN	TXL	3539904C1	3710061C1	1500A	A10	N/A		
VH5G(-)	18	GN	TXL	3539904C1	3710061C1	1500A	A10	N/A		
YX5G(-)	18	GN	TXL	3539904C1	3710061C1	1500A	A10	N/A		
YZ5G(-)	18	GN	TXL	3539904C1	3710061C1	1500A	A10	N/A		
1A14EE	16	RD	TXL	3539904C1	3710061C1	1500A	A2	N/A		
AA14EE	16	RD	TXL	3539904C1	3710061C1	1500A	A2	N/A		
1A13EA	18	PK	TXL	3539904C1	3710061C1	1500A	A3	N/A		
AA13EA	18	PK	TXL	3539904C1	3710061C1	1500A	A3	N/A		
5E13C	18	PK	TXL	3539904C1	3710061C1	1500A	A6	N/A	1661873C1	
5E179A	18	WH	TXL	3539904C1	3710061C1	1500A	A7	N/A		
2H5G(+)	18	YL	TXL	3539904C1	3710061C1	1500A	A9	N/A		
2J5G(+)	18	YL	TXL	3539904C1	3710061C1	1500A	A9	N/A	3612513C1	3553652C1
2L5G(+)	18	YL	TXL	3539904C1	3710061C1	1500A	A9	N/A		
2M5G(+)	18	YL	TXL	3539904C1	3710061C1	1500A	A9	N/A		
2W5G(+)	18	YL	TXL	3539904C1	3710061C1	1500A	A9	N/A		
2Y5G(+)	18	YL	TXL	3539904C1	3710061C1	1500A	A9	N/A		
2Z5G(+)	18	YL	TXL	3539904C1	3710061C1	1500A	A9	N/A	3540614C1	
3C5G(+)	18	YL	TXL	3539904C1	3710061C1	1500A	A9	N/A		
3D5G(+)	18	YL	TXL	3539904C1	3710061C1	1500A	A9	N/A	3599255C1	3599255C1
3E5G(+)	18	YL	TXL	3539904C1	3710061C1	1500A	A9	N/A		
3J5G(+)	18	YL	TXL	3539904C1	3710061C1	1500A	A9	N/A		
3M5G(+)	18	YL	TXL	3539904C1	3710061C1	1500A	A9	N/A		
3R5G(+)	18	YL	TXL	3539904C1	3710061C1	1500A	A9	N/A		
3U5G(+)	18	YL	TXL	3539904C1	3710061C1	1500A	A9	N/A	3573833C1	3919239C1
3W5W(+)	18	YL	TXL	3539904C1	3710061C1	1500A	A9	N/A		
3Z5G(+)	18	YL	TXL	3539904C1	3710061C1	1500A	A9	N/A		
4E5G(+)	18	YL	TXL	3539904C1	3710061C1	1500A	A9	N/A		
4J5G(+)	18	YL	TXL	3539904C1	3710061C1	1500A	A9	N/A		
4L5G(+)	18	YL	TXL	3539904C1	3710061C1	1500A	A9	N/A		
4N5G(+)	18	YL	TXL	3539904C1	3710061C1	1500A	A9	N/A		
6E5H(+)	18	YL	TXL	3539904C1	3710061C1	1500A	A9	N/A		
9K5G(+)	18	YL	TXL	3539904C1	3710061C1	1500A	A9	N/A		
9L5G(+)	18	YL	TXL	3539904C1	3710061C1	1500A	A9	N/A		
9P5G(+)	18	YL	TXL	3539904C1	3710061C1	1500A	A9	N/A		
9T5G(+)	18	YL	TXL	3539904C1	3710061C1	1500A	A9	N/A		
9V5G(+)	18	YL	TXL	3539904C1	3710061C1	1500A	A9	N/A		
9W5G(+)	18	YL	TXL	3539904C1	3710061C1	1500A	A9	N/A		
JC5G(+)	18	YL	TXL	3539904C1	3710061C1	1500A	A9	N/A		
JD5G(+)	18	YL	TXL	3539904C1	3710061C1	1500A	A9	N/A		
JF5G(+)	18	YL	TXL	3539904C1	3710061C1	1500A	A9	N/A		
JG5G(+)	18	YL	TXL	3539904C1	3710061C1	1500A	A9	N/A		
LC5J(+)	18	YL	TXL	3539904C1	3710061C1	1500A	A9	N/A		
LD5L(+)	18	YL	TXL	3539904C1	3710061C1	1500A	A9	N/A		
LE5G(+)	18	YL	TXL	3539904C1	3710061C1	1500A	A9	N/A		
LF5G(+)	18	YL	TXL	3539904C1	3710061C1	1500A	A9	N/A		
LS5G(+)	18	YL	TXL	3539904C1	3710061C1	1500A	A9	N/A		
LU5G(+)	18	YL	TXL	3539904C1	3710061C1	1500A	A9	N/A		
LV5G(+)	18	YL	TXL	3539904C1	3710061C1	1500A	A9	N/A		
PV5G(+)	18	YL	TXL	3539904C1	3710061C1	1500A	A9	N/A		
PY5G(+)	18	YL	TXL	3539904C1	3710061C1	1500A	A9	N/A		
PZ5G(+)	18	YL	TXL	3539904C1	3710061C1	1500A	A9	N/A		
RD5G(+)	18	YL	TXL	3539904C1	3710061C1	1500A	A9	N/A		
RG5G(+)	18	YL	TXL	3539904C1	3710061C1	1500A	A9	N/A		
RJ5G(+)	18	YL	TXL	3539904C1	3710061C1	1500A	A9	N/A		
RM5G(+)	18	YL	TXL	3539904C1	3710061C1	1500A	A9	N/A		
RR5G(+)	18	YL	TXL	3539904C1	3710061C1	1500A	A9	N/A		
RS5G(+)	18	YL	TXL	3539904C1	3710061C1	1500A	A9	N/A		
RU5G(+)	18	YL	TXL	3539904C1	3710061C1	1500A	A9	N/A		
RX5G(+)	18	YL	TXL	3539904C1	3710061C1	1500A	A9	N/A		

Circuit Number	Gauge	Color	Insulation	Terminal / Splice Number	Connector Part Number	Connector Number	Cavity	Seal/Sleeve	Lock 1	Lock 2
RZ5G(+)	18	YL	TXL	3539904C1	3710061C1	1500A	A9	N/A		
SB5G(+)	18	YL	TXL	3539904C1	3710061C1	1500A	A9	N/A		
SC5G(+)	18	YL	TXL	3539904C1	3710061C1	1500A	A9	N/A		
SD5G(+)	18	YL	TXL	3539904C1	3710061C1	1500A	A9	N/A		
SE5G(+)	18	YL	TXL	3539904C1	3710061C1	1500A	A9	N/A		
SN5G(+)	18	YL	TXL	3539904C1	3710061C1	1500A	A9	N/A		
SP5G(+)	18	YL	TXL	3539904C1	3710061C1	1500A	A9	N/A		
SR5G(+)	18	YL	TXL	3539904C1	3710061C1	1500A	A9	N/A		
VC5G(+)	18	YL	TXL	3539904C1	3710061C1	1500A	A9	N/A		
VD5G(+)	18	YL	TXL	3539904C1	3710061C1	1500A	A9	N/A		
VE5G(+)	18	YL	TXL	3539904C1	3710061C1	1500A	A9	N/A		
VF5G(+)	18	YL	TXL	3539904C1	3710061C1	1500A	A9	N/A		
VG5G(+)	18	YL	TXL	3539904C1	3710061C1	1500A	A9	N/A		
VH5G(+)	18	YL	TXL	3539904C1	3710061C1	1500A	A9	N/A		
YX5G(+)	18	YL	TXL	3539904C1	3710061C1	1500A	A9	N/A		
YZ5G(+)	18	YL	TXL	3539904C1	3710061C1	1500A	A9	N/A		
AT28B	20	TN	TXL	3539905C1	3710061C1	1500A	B10	N/A		
1A11-GKE	16	WH	TXL	3539904C1	3710061C1	1500A	B3	N/A		
AA11-GKE	16	WH	TXL	3539904C1	3710061C1	1500A	B3	N/A		
CP98F	20	TN	TXL	3539905C1	3710061C1	1500A	B4	N/A		
CT98F	20	TN	TXL	3539905C1	3710061C1	1500A	B4	N/A		
MB98F	20	TN	TXL	3539905C1	3710061C1	1500A	B4	N/A		
MJ98F	20	TN	TXL	3539905C1	3710061C1	1500A	B4	N/A		
CP11-GMW	20	WH	GXL	3539905C1	3710061C1	1500A	B5	N/A		
CT11-GMW	20	WH	TXL	3539905C1	3710061C1	1500A	B5	N/A		
MB11-GMW	20	WH	TXL	3539905C1	3710061C1	1500A	B5	N/A		
MJ11-GMW	20	WH	GXL	3539905C1	3710061C1	1500A	B5	N/A		
DX63AW	20	DKBL	TXL	3539905C1	3710061C1	1500A	B6	N/A		
DX11-GLD	20	WH	TXL	3539905C1	3710061C1	1500A	B7	N/A		
AT28C	20	TN	TXL	3539905C1	3710061C1	1500A	B8	N/A		
AT28A	20	TN	TXL	3539905C1	3710061C1	1500A	B9	N/A		
ZM98-G	18	WH	TXL	3754236C1	3544066C1	1650MA	A	N/A		
ZM98H	18	RD	TXL	3754236C1	3544066C1	1650MA	B	N/A		
ZN5D(+)	18	YL	TXL	3754236C1	3544066C1	1650MA	C	N/A		
ZN5D(-)	18	GN	TXL	3754236C1	3544066C1	1650MA	D	N/A		
KP5AD(+)	18	YL	TXL	3754236C1	3544066C1	1650MA	H	N/A		
KP5AD(-)	18	GN	TXL	3754236C1	3544066C1	1650MA	J	N/A		
11CDG1	18	WH	TXL	1661261C1	1661889C1	166M	A	N/A		
11CDG1	18	WH	TXL	1661261C1	1661889C1	166M	A	N/A		
11CDG1	18	WH	TXL	1661261C1	1661889C1	166M	A	N/A		
11CDG1	18	WH	TXL	1661261C1	1661889C1	166M	A	N/A		
232-TX	20	YL	TXL	3544254C1	1661889C1	166M	B	N/A		
232-TX	20	YL	TXL	3544254C1	1661889C1	166M	B	N/A		
232-TX	18	YL	TXL	1661261C1	1661889C1	166M	B	N/A		
232-TX	20	YL	TXL	3544254C1	1661889C1	166M	B	N/A		
232-RX	20	LTGN	TXL	3544254C1	1661889C1	166M	C	N/A		
232-RX	20	LTGN	TXL	3544254C1	1661889C1	166M	C	N/A		
232-RX	18	GN	TXL	1661261C1	1661889C1	166M	C	N/A		
232-RX	20	LTGN	TXL	3544254C1	1661889C1	166M	C	N/A		
2V67EN	20	TN	TXL	3534481C1	3540613C1	16B	A	N/A	1661263C1	
RV67EN	16	TN	TXL	1661262C1	3540613C1	16B	A	N/A		
2V67NA	20	VT	TXL	3534481C1	3540613C1	16B	B	N/A		
RV67NA	16	TN	TXL	1661262C1	3540613C1	16B	B	N/A		
ZV13COG	16	PK	TXL	1661262C1	3540613C1	16B	C	N/A		
CS13COG	16	PK	TXL	1661262C1	3540613C1	16B	C	N/A	1661264C1	
RV13COG	16	PK	TXL	1661262C1	3540613C1	16B	C	N/A		
SG13COG	16	PK	TXL	1661262C1	3540613C1	16B	C	N/A		
YK13COG	16	PK	TXL	1661262C1	3540613C1	16B	C	N/A		
ZV11COG	20	WH	TXL	3534481C1	3540613C1	16B	D	N/A		
CS11COG	18	WH	TXL	1661262C1	3540613C1	16B	D	N/A		
RV11COG	18	WH	TXL	1661262C1	3540613C1	16B	D	N/A		
SG11COG	16	WH	TXL	1661262C1	3540613C1	16B	D	N/A		
YK11COG	18	WH	TXL	1661262C1	3540613C1	16B	D	N/A		
AM186AS	18	LTGN	TXL	1661262C1	3540613C1	16B	E	N/A		
CS5DA(-)	18	GN	TXL	1661262C1	3540613C1	16B	E	N/A		
YK5DA(-)	18	GN	TXL	1661262C1	3540613C1	16B	E	N/A		
ZF56AAA	18A	OR	TXL	1661262C1	3540613C1	16B	E	N/A		
CS5DA(+)	18	YL	TXL	1661262C1	3540613C1	16B	F	N/A		
YK5DA(+)	18	YL	TXL	1661262C1	3540613C1	16B	F	N/A		
ZF57AAA	20	OR	TXL	3534481C1	3540613C1	16B	F	N/A		
ZV67COG	18	GY	TXL	1661262C1	3540613C1	16B	G	N/A		
CS67COG	18	GY	TXL	1661262C1	3540613C1	16B	G	N/A		
RV67COG	18	WH	TXL	1661262C1	3540613C1	16B	G	N/A		
YK67COG	18	GY	TXL	1661262C1	3540613C1	16B	G	N/A		
ZV14CSB	16	RD	TXL	1661262C1	3540613C1	16B	H	N/A		
CS14CSB	16	RD	TXL	1661262C1	3540613C1	16B	H	N/A		
YK14CSB	16	RD	TXL	1661262C1	3540613C1	16B	H	N/A		
2V5CA(-)	18	GN	TXL	1661262C1	3540613C1	16B	J	N/A		
JB5EB(-)	18	GN	TXL	1661262C1	3540613C1	16B	J	N/A		
LT5JE(-)	18	GN	TXL	1661262C1	3540613C1	16B	J	N/A		
LW5JE(-)	18	GN	TXL	1661262C1	3540613C1	16B	J	N/A		
RV5CA(-)	18	GN	TXL	1661262C1	3540613C1	16B	J	N/A		
SA5E(-)	18	GN	TXL	1661262C1	3540613C1	16B	J	N/A		
SK5E(-)	18	GN	TXL	1661262C1	3540613C1	16B	J	N/A		
ZH5EA(-)	18	GN	TXL	1661262C1	3540613C1	16B	J	N/A		
ZN5EB(-)	18	GN	TXL	1661262C1	3540613C1	16B	J	N/A		
2V5CA(+)	18	YL	TXL	1661262C1	3540613C1	16B	K	N/A		
JB5EB(+)	18	YL	TXL	1661262C1	3540613C1	16B	K	N/A		
LT5JE(+)	18	YL	TXL	1661262C1	3540613C1	16B	K	N/A		
LW5JE(+)	18	YL	TXL	1661262C1	3540613C1	16B	K	N/A		
RV5CA(+)	18	YL	TXL	1661262C1	3540613C1	16B	K	N/A		
SA5E(+)	18	YL	TXL	1661262C1	3540613C1	16B	K	N/A		
SK5E(+)	18	YL	TXL	1661262C1	3540613C1	16B	K	N/A		
ZH5EA(+)	18	YL	TXL	1661262C1	3540613C1	16B	K	N/A		
ZN5EB(+)	18	YL	TXL	1661262C1	3540613C1	16B	K	N/A		
MA52A	14	YL	GXL	3549416C1	3595624C1	1700F	1	N/A		
MA52A	14	YL	GXL	3549416C1	3595624C1	1700F	1	N/A		
MA53A	14	YL	GXL	3549416C1	3595624C1	1700F	2	N/A		
MA53A	14	YL	GXL	3549416C1	3595624C1	1700F	2	N/A		
MA52B	14	YL	GXL	3549416C1	3595624C1	1700F	3	N/A		
MA52B	14	YL	GXL	3549416C1	3595624C1	1700F	3	N/A		
MA53B	14	YL	GXL	3549416C1	3595624C1	1700F	4	N/A		
MA53B	14	YL	GXL	3549416C1	3595624C1	1700F	4	N/A		
MA58	14	BN	GXL	3549416C1	3595624C1	1700F	5	N/A		
MA58	14	BN	GXL	3549416C1	3595624C1	1700F	5	N/A		
MH19	14	GY	GXL	3549416C1	3595624C1	1700F	6	N/A		
MK19	14	GY	GXL	3549416C1	3595624C1	1700F	6	N/A		
MH19	14	GY	GXL	3549416C1	3595624C1	1700F	6	N/A		
MA58C	16	BN	GXL	3549416C1	3595624C1	1700F	7	N/A		
MA58C	16	BN	GXL	3549416C1	3595624C1	1700F	7	N/A		
PN78A	16	LTGN	GXL	3549416C1	3595624C1	1700F	8	N/A		
MA56	16	OR	GXL	3549417C1	3595624C1	1700F	14	N/A		
MA56	16	OR	GXL	3549417C1	3595624C1	1700F	14	N/A		
MA57	16	OR	GXL	3549417C1	3595624C1	1700F	15	N/A		
MA57	16	OR	GXL	3549417C1	3595624C1	1700F	15	N/A		

Circuit Number	Gauge	Color	Insulation	Terminal / Splice Number	Connector Part Number	Connector Number	Cavity	Seal/Sleeve	Lock 1	Lock 2
MA56A	16	OR	GXL	3549417C1	3595624C1	1700F	16	N/A		
MA56A	16	OR	GXL	3549417C1	3595624C1	1700F	16	N/A		
WW87A	18	GY	TXL	3549418C1	3595624C1	1700F	17	N/A		
WW87A	18	GY	TXL	3549418C1	3595624C1	1700F	17	N/A		
WW9BB	18	GY	TXL	3549418C1	3595624C1	1700F	18	N/A		
WW9BB	18	GY	TXL	3549418C1	3595624C1	1700F	18	N/A		
MA87C	16	GY	GXL	3549417C1	3595624C1	1700F	19	N/A		
MA87C	16	GY	GXL	3549417C1	3595624C1	1700F	19	N/A		
MA87D	16	GY	GXL	3549417C1	3595624C1	1700F	20	N/A		
MA87D	16	GY	GXL	3549417C1	3595624C1	1700F	20	N/A		
MA85	16	GY	GXL	3549417C1	3595624C1	1700F	21	N/A		
MA85	16	GY	GXL	3549417C1	3595624C1	1700F	21	N/A		
MD64A	16	YL	TXL	3549417C1	3595624C1	1700F	22	N/A		
ME64A	16	YL	GXL	3549417C1	3595624C1	1700F	22	N/A		
ME64A	16	YL	GXL	3549417C1	3595624C1	1700F	22	N/A		
MD64B	16	YL	TXL	3549417C1	3595624C1	1700F	23	N/A		
ME64B	16	YL	GXL	3549417C1	3595624C1	1700F	23	N/A		
ME64B	16	YL	GXL	3549417C1	3595624C1	1700F	23	N/A		
MJ54X	16	OR	GXL	3549417C1	3595624C1	1700F	24	N/A		
MA54X	16	OR	GXL	3549417C1	3595624C1	1700F	24	N/A		
MB94	18	GY	GXL	3549418C1	3595624C1	1700F	27	N/A		
MX94M	18	GY	TXL	3549418C1	3595624C1	1700F	27	N/A		
MB94	18	GY	GXL	3549418C1	3595624C1	1700F	27	N/A		
MX94M	18	GY	TXL	3549418C1	3595624C1	1700F	27	N/A		
MB94A	18	GY	GXL	3549418C1	3595624C1	1700F	28	N/A		
MX94MA	18	GY	TXL	3549418C1	3595624C1	1700F	28	N/A		
MB94A	18	GY	GXL	3549418C1	3595624C1	1700F	28	N/A		
MX94MA	18	GY	TXL	3549418C1	3595624C1	1700F	28	N/A		
MB94B	18	GY	GXL	3549418C1	3595624C1	1700F	29	N/A		
MX94MB	18	GY	TXL	3549418C1	3595624C1	1700F	29	N/A		
MB94B	18	GY	GXL	3549418C1	3595624C1	1700F	29	N/A		
MX94MB	18	GY	TXL	3549418C1	3595624C1	1700F	29	N/A		
NB94C	18	GY	GXL	3549418C1	3595624C1	1700F	30	N/A		
NC94MC	18	GY	TXL	3549418C1	3595624C1	1700F	30	N/A		
NB94C	18	GY	GXL	3549418C1	3595624C1	1700F	30	N/A		
NC94MC	18	GY	TXL	3549418C1	3595624C1	1700F	30	N/A		
NB94D	18	GY	GXL	3549418C1	3595624C1	1700F	31	N/A		
NC94MD	18	GY	TXL	3549418C1	3595624C1	1700F	31	N/A		
NB94D	18	GY	GXL	3549418C1	3595624C1	1700F	31	N/A		
NC94MD	18	GY	TXL	3549418C1	3595624C1	1700F	31	N/A		
NB94E	18	GY	GXL	3549418C1	3595624C1	1700F	32	N/A		
PC94ME	18	GY	TXL	3549418C1	3595624C1	1700F	32	N/A		
NB94E	18	GY	GXL	3549418C1	3595624C1	1700F	32	N/A		
PC94ME	18	GY	TXL	3549418C1	3595624C1	1700F	32	N/A		
NB94F	18	GY	GXL	3549418C1	3595624C1	1700F	33	N/A		
PC94MF	18	GY	TXL	3549418C1	3595624C1	1700F	33	N/A		
NB94F	18	GY	GXL	3549418C1	3595624C1	1700F	33	N/A		
PC94MF	18	GY	TXL	3549418C1	3595624C1	1700F	33	N/A		
MB94H	18	GY	GXL	3549418C1	3595624C1	1700F	34	N/A		
MZ94MH	18	GY	TXL	3549418C1	3595624C1	1700F	34	N/A		
MB94H	18	GY	GXL	3549418C1	3595624C1	1700F	34	N/A		
MZ94MH	18	GY	TXL	3549418C1	3595624C1	1700F	34	N/A		
MB94J	18	GY	GXL	3549418C1	3595624C1	1700F	35	N/A		
MZ94MJ	18	GY	TXL	3549418C1	3595624C1	1700F	35	N/A		
MB94J	18	GY	GXL	3549418C1	3595624C1	1700F	35	N/A		
MZ94MJ	18	GY	TXL	3549418C1	3595624C1	1700F	35	N/A		
MB94K	18	GY	GXL	3549418C1	3595624C1	1700F	36	N/A		
MZ94MK	18	GY	TXL	3549418C1	3595624C1	1700F	36	N/A		
MB94K	18	GY	GXL	3549418C1	3595624C1	1700F	36	N/A		
MZ94MK	18	GY	TXL	3549418C1	3595624C1	1700F	36	N/A		
NW67-GG	20	WH	TXL	3549418C1	3595624C1	1700F	37	N/A		
WU67-G	20	WH	TXL	3549418C1	3595624C1	1700F	37	N/A		
NW67-GG	20	WH	TXL	3549418C1	3595624C1	1700F	37	N/A		
WU67-G	20	WH	TXL	3549418C1	3595624C1	1700F	37	N/A		
NW67Y	20	PK	TXL	3549418C1	3595624C1	1700F	38	N/A		
WU67YA	20	PK	TXL	3549418C1	3595624C1	1700F	38	N/A		
NW67Y	20	PK	TXL	3549418C1	3595624C1	1700F	38	N/A		
WU67YA	20	PK	TXL	3549418C1	3595624C1	1700F	38	N/A		
PV97H	18	VT	GXL	3549418C1	3595624C1	1700F	43	N/A		
PV97H	18	VT	GXL	3549418C1	3595624C1	1700F	43	N/A		
PV97J	18	VT	GXL	3549418C1	3595624C1	1700F	44	N/A		
PV97J	18	VT	GXL	3549418C1	3595624C1	1700F	44	N/A		
WXSUE(+)	18	YL	TXL	3549418C1	3595624C1	1700F	45	N/A		
WXSUE(+)	20	YL	193	3549418C1	3595624C1	1700F	45	N/A		
WXSUE(-)	18	GN	TXL	3549418C1	3595624C1	1700F	46	N/A		
WXSUE(-)	20	GN	193	3549418C1	3595624C1	1700F	46	N/A		
NS22AA	18	PK	TXL	3549418C1	3595624C1	1700F	47	N/A		
NS22AA	18	PK	TXL	3549418C1	3595624C1	1700F	47	N/A		
NS22AG	18	WH	TXL	3549418C1	3595624C1	1700F	48	N/A		
NS22AG	18	WH	TXL	3549418C1	3595624C1	1700F	48	N/A		
NA72EA	16	OR	GXL	3549416C1	3595624C1	1700F	51	N/A		
NA72EA	16	OR	GXL	3549416C1	3595624C1	1700F	51	N/A		
NA72EB	16	OR	GXL	3549417C1	3595624C1	1700F	52	N/A		
NA72EB	16	OR	GXL	3549417C1	3595624C1	1700F	52	N/A		
RKSU(+)	18	YL	TXL	3549418C1	3595624C1	1700F	61	N/A		
RSSU(+)	18	YL	TXL	3549418C1	3595624C1	1700F	61	N/A		
RKSU(+)	18	YL	TXL	3549418C1	3595624C1	1700F	61	N/A		
RSSU(+)	18	YL	TXL	3549418C1	3595624C1	1700F	61	N/A		
RKSU(-)	18	GN	TXL	3549418C1	3595624C1	1700F	62	N/A		
RSSU(-)	18	GN	TXL	3549418C1	3595624C1	1700F	62	N/A		
RKSU(-)	18	GN	TXL	3549418C1	3595624C1	1700F	62	N/A		
RSSU(-)	18	GN	TXL	3549418C1	3595624C1	1700F	62	N/A		
SKSUK(+)	18	YL	TXL	3574277C1	3595624C1	1700F	65	N/A		
SRSU(+)	18	YL	TXL	3574277C1	3595624C1	1700F	65	N/A		
SVSU(+)	18	YL	TXL	3574277C1	3595624C1	1700F	65	N/A		
SKSUK(+)	18	YL	TXL	3574277C1	3595624C1	1700F	65	N/A		
SRSU(+)	18	YL	TXL	3574277C1	3595624C1	1700F	65	N/A		
SVSU(+)	18	YL	TXL	3574277C1	3595624C1	1700F	65	N/A		
SKSUK(-)	18	GN	TXL	3574277C1	3595624C1	1700F	66	N/A		
SRSU(-)	18	GN	TXL	3574277C1	3595624C1	1700F	66	N/A		
SVSU(-)	18	GN	TXL	3574277C1	3595624C1	1700F	66	N/A		
SKSUK(-)	18	GN	TXL	3574277C1	3595624C1	1700F	66	N/A		
SRSU(-)	18	GN	TXL	3574277C1	3595624C1	1700F	66	N/A		
SVSU(-)	18	GN	TXL	3574277C1	3595624C1	1700F	66	N/A		
BB12	16	LTBL	TXL	3549416C1	3595624C1	1700F	68	N/A		
BB12	16	LTBL	TXL	3549416C1	3595624C1	1700F	68	N/A		
BB56A	16	YL	TXL	3549416C1	3595624C1	1700F	69	N/A		
BB56AA	16	YL	TXL	3549416C1	3595624C1	1700F	69	N/A		
BB56B	16	YL	TXL	3549416C1	3595624C1	1700F	70	N/A		
BB56B	16	YL	TXL	3549416C1	3595624C1	1700F	70	N/A		
BB57A	16	LTGN	TXL	3549416C1	3595624C1	1700F	71	N/A		
BB57A	16	LTGN	TXL	3549416C1	3595624C1	1700F	71	N/A		
BB57B	16	LTGN	TXL	3549416C1	3595624C1	1700F	72	N/A		
BB57B	16	LTGN	TXL	3549416C1	3595624C1	1700F	72	N/A		
BB54	14	BN	TXL	3549416C1	3595624C1	1700F	73	N/A		

Circuit Number	Gauge	Color	Insulation	Terminal / Splice Number	Connector Part Number	Connector Number	Cavity	Seal/Sleeve	Lock 1	Lock 2
BB54	14	BN	TXL	3549416C1	3595624C1	1700F	73	N/A		
BB68	14	BN	TXL	3549416C1	3595624C1	1700F	74	N/A		
BB68	14	BN	TXL	3549416C1	3595624C1	1700F	74	N/A		
BB70	12	RD	TXL	3549415C1	3595624C1	1700F	75	N/A		
BB70	12	RD	TXL	3549415C1	3595624C1	1700F	75	N/A		
BB71	16	LTBL	TXL	3549416C1	3595624C1	1700F	76	N/A		
BB71	16	LTBL	TXL	3549416C1	3595624C1	1700F	76	N/A		
NA71BA	14	OR	GXL	3549416C1	3595622C1	1701F	1	SWS_N_REQ		
PB71BA	14	OR	GXL	3549416C1	3595622C1	1701F	1	SWS_N_REQ		
NA56A	14	OR	GXL	3549416C1	3595622C1	1701F	2	SWS_N_REQ		
PB56A	14	OR	GXL	3549416C1	3595622C1	1701F	2	SWS_N_REQ		
NA57A	14	OR	GXL	3549416C1	3595622C1	1701F	3	SWS_N_REQ		
PB57A	14	OR	GXL	3549416C1	3595622C1	1701F	3	SWS_N_REQ		
NA68A	14	BN	GXL	3549416C1	3595622C1	1701F	4	SWS_N_REQ		
PB68A	14	BN	GXL	3549416C1	3595622C1	1701F	4	SWS_N_REQ		
NH56T	10	YL	GXL	3549415C1	3595622C1	1701F	5	SWS_N_REQ		
NK56T	10	YL	GXL	3549415C1	3595622C1	1701F	5	SWS_N_REQ		
NM56T	10	YL	GXL	3549415C1	3595622C1	1701F	5	SWS_N_REQ		
RG56T	10	YL	GXL	3549415C1	3595622C1	1701F	5	SWS_N_REQ		
RZ56T	10	YL	GXL	3549415C1	3595622C1	1701F	5	SWS_N_REQ		
SG56T	10	YL	GXL	3549415C1	3595622C1	1701F	5	SWS_N_REQ		
SH56T	10	YL	GXL	3549415C1	3595622C1	1701F	5	SWS_N_REQ		
YT56T	10	YL	GXL	3549415C1	3595622C1	1701F	5	SWS_N_REQ		
NH57T	10	LTGN	GXL	3549415C1	3595622C1	1701F	6	SWS_N_REQ		
NK57T	10	LTGN	GXL	3549415C1	3595622C1	1701F	6	SWS_N_REQ		
NM57T	10	LTGN	GXL	3549415C1	3595622C1	1701F	6	SWS_N_REQ		
RG57T	10	LTGN	GXL	3549415C1	3595622C1	1701F	6	SWS_N_REQ		
RZ57T	10	LTGN	GXL	3549415C1	3595622C1	1701F	6	SWS_N_REQ		
SG57T	10	LTGN	GXL	3549415C1	3595622C1	1701F	6	SWS_N_REQ		
SH57T	10	LTGN	GXL	3549415C1	3595622C1	1701F	6	SWS_N_REQ		
YT57T	10	LTGN	GXL	3549415C1	3595622C1	1701F	6	SWS_N_REQ		
NH58T	10	BK	GXL	3549415C1	3595622C1	1701F	7	SWS_N_REQ		
NK58T	10	BK	GXL	3549415C1	3595622C1	1701F	7	SWS_N_REQ		
NM58T	10	BK	GXL	3549415C1	3595622C1	1701F	7	SWS_N_REQ		
RG58T	10	BK	GXL	3549415C1	3595622C1	1701F	7	SWS_N_REQ		
RZ58T	10	BK	GXL	3549415C1	3595622C1	1701F	7	SWS_N_REQ		
SG58T	10	BK	GXL	3549415C1	3595622C1	1701F	7	SWS_N_REQ		
SH58T	10	BK	GXL	3549415C1	3595622C1	1701F	7	SWS_N_REQ		
YT58T	10	BK	GXL	3549415C1	3595622C1	1701F	7	SWS_N_REQ		
NH68T	10	BN	TXL	3549415C1	3595622C1	1701F	8	SWS_N_REQ		
NK68T	10	BN	GXL	3549415C1	3595622C1	1701F	8	SWS_N_REQ		
NM68T	10	BN	TXL	3549415C1	3595622C1	1701F	8	SWS_N_REQ		
RG68T	10	BN	TXL	3549415C1	3595622C1	1701F	8	SWS_N_REQ		
RZ68T	10	BN	TXL	3549415C1	3595622C1	1701F	8	SWS_N_REQ		
SG68T	10	BN	TXL	3549415C1	3595622C1	1701F	8	SWS_N_REQ		
SH68T	10	BN	TXL	3549415C1	3595622C1	1701F	8	SWS_N_REQ		
YT68T	10	BN	GXL	3549415C1	3595622C1	1701F	8	SWS_N_REQ		
NH70T	10	RD	TXL	3549415C1	3595622C1	1701F	9	SWS_N_REQ		
NK70T	10	RD	GXL	3549415C1	3595622C1	1701F	9	SWS_N_REQ		
NM70T	10	RD	TXL	3549415C1	3595622C1	1701F	9	SWS_N_REQ		
RG70T	10	RD	TXL	3549415C1	3595622C1	1701F	9	SWS_N_REQ		
RZ70T	10	RD	TXL	3549415C1	3595622C1	1701F	9	SWS_N_REQ		
SG70T	10	RD	TXL	3549415C1	3595622C1	1701F	9	SWS_N_REQ		
SH70T	10	RD	TXL	3549415C1	3595622C1	1701F	9	SWS_N_REQ		
YT70T	10	RD	GXL	3549415C1	3595622C1	1701F	9	SWS_N_REQ		
MD94T	10	DKBL	TXL	3549415C1	3595622C1	1701F	10	SWS_N_REQ		
ME94T	10	DKBL	TXL	3549415C1	3595622C1	1701F	10	SWS_N_REQ		
MG94T	10	DKBL	TXL	3549415C1	3595622C1	1701F	10	SWS_N_REQ		
MH94T	10	DKBL	TXL	3549415C1	3595622C1	1701F	10	SWS_N_REQ		
NH94T	10	GY	TXL	3549415C1	3595622C1	1701F	10	SWS_N_REQ		
NK94T	10	GY	GXL	3549415C1	3595622C1	1701F	10	SWS_N_REQ		
NM94T	10	GY	TXL	3549415C1	3595622C1	1701F	10	SWS_N_REQ		
RG94T	10	GY	TXL	3549415C1	3595622C1	1701F	10	SWS_N_REQ		
RZ94T	10	GY	TXL	3549415C1	3595622C1	1701F	10	SWS_N_REQ		
YT94T	10	GY	GXL	3549415C1	3595622C1	1701F	10	SWS_N_REQ		
MD72V	10	OR	TXL	3549415C1	3595622C1	1701F	11	SWS_N_REQ		
ME72V	10	OR	TXL	3549415C1	3595622C1	1701F	11	SWS_N_REQ		
MG72V	10	OR	TXL	3549415C1	3595622C1	1701F	11	SWS_N_REQ		
MH72V	10	OR	TXL	3549415C1	3595622C1	1701F	11	SWS_N_REQ		
NJ72V	12	OR	GXL	3549415C1	3595622C1	1701F	11	SWS_N_REQ		
RJ72V	12	OR	GXL	3549415C1	3595622C1	1701F	11	SWS_N_REQ		
UB67TA	16	GY	GXL	3549416C1	3595622C1	1701F	12	SWS_N_REQ		
PM94SJ	16	GY	GXL	3549416C1	3595622C1	1701F	13	SWS_N_REQ		
[PP94SJ]	16	-	GXL	3549416C1	3595622C1	1701F	13	SWS_N_REQ		
BC94BM	16	GY	GXL	3549417C1	3595622C1	1701F	14	SWS_N_REQ		
NC94BM	16	GY	GXL	3549417C1	3595622C1	1701F	14	SWS_N_REQ		
BC94BN	16	GY	GXL	3549417C1	3595622C1	1701F	15	SWS_N_REQ		
NC94BN	16	GY	GXL	3549417C1	3595622C1	1701F	15	SWS_N_REQ		
BB94BE	16	GY	GXL	3549417C1	3595622C1	1701F	16	SWS_N_REQ		
NB94BE	16	GY	GXL	3549417C1	3595622C1	1701F	16	SWS_N_REQ		
BB94BD	16	GY	GXL	3549417C1	3595622C1	1701F	17	SWS_N_REQ		
NB94BD	16	GY	GXL	3549417C1	3595622C1	1701F	17	SWS_N_REQ		
BB94BH	16	GY	GXL	3549417C1	3595622C1	1701F	18	SWS_N_REQ		
NB94BH	16	GY	GXL	3549417C1	3595622C1	1701F	18	SWS_N_REQ		
BB94BF	16	GY	GXL	3549417C1	3595622C1	1701F	19	SWS_N_REQ		
NB94BF	16	GY	GXL	3549417C1	3595622C1	1701F	19	SWS_N_REQ		
BB94BL	14	GY	GXL	3549417C1	3595622C1	1701F	20	SWS_N_REQ		
NB94BL	14	GY	GXL	3549417C1	3595622C1	1701F	20	SWS_N_REQ		
BB94BJ	14	GY	GXL	3549417C1	3595622C1	1701F	21	SWS_N_REQ		
NB94BJ	14	GY	GXL	3549417C1	3595622C1	1701F	21	SWS_N_REQ		
BB94BK	16	GY	GXL	3549417C1	3595622C1	1701F	22	SWS_N_REQ		
NB94BK	16	GY	GXL	3549417C1	3595622C1	1701F	22	SWS_N_REQ		
BB94BA	16	GY	GXL	3549417C1	3595622C1	1701F	23	SWS_N_REQ		
NB94BA	16	GY	GXL	3549417C1	3595622C1	1701F	23	SWS_N_REQ		
BB94BB	16	GY	GXL	3549417C1	3595622C1	1701F	24	SWS_N_REQ		
NB94BB	16	GY	GXL	3549417C1	3595622C1	1701F	24	SWS_N_REQ		
BB94BC	16	GY	GXL	3549417C1	3595622C1	1701F	25	SWS_N_REQ		
NB94BC	16	GY	GXL	3549417C1	3595622C1	1701F	25	SWS_N_REQ		
HD74Y	18	YL	TXL	3574277C1	3595622C1	1701F	26	SWS_N_REQ		
MD94TA	12	YL	GXL	3549415C1	3595622C1	1701F	26	SWS_N_REQ		
MG94TA	12	YL	GXL	3549415C1	3595622C1	1701F	26	SWS_N_REQ		
YY116L	18	GY	GXL	3574277C1	3595622C1	1701F	26	SWS_N_REQ		
FA36A	18	TN	GXL	3549418C1	3595622C1	1701F	27	SWS_N_REQ		
FB36A	18	TN	GXL	3549418C1	3595622C1	1701F	27	SWS_N_REQ		
FC36A	18	TN	GXL	3549418C1	3595622C1	1701F	27	SWS_N_REQ		
FD36A	18	TN	GXL	3549418C1	3595622C1	1701F	27	SWS_N_REQ		
FE36A	18	TN	GXL	3549418C1	3595622C1	1701F	27	SWS_N_REQ		
FF36A	18	TN	GXL	3549418C1	3595622C1	1701F	27	SWS_N_REQ		
NA98C	18	GY	GXL	3549418C1	3595622C1	1701F	28	SWS_N_REQ		
PB98C	18	GY	GXL	3549418C1	3595622C1	1701F	28	SWS_N_REQ		
LG112	16	GY	GXL	3549417C1	3595622C1	1701F	29	SWS_N_REQ		
YY116M	18	GY	TXL	3549418C1	3595622C1	1701F	29	SWS_N_REQ		
GD39A	16	GY	GXL	3549417C1	3595622C1	1701F	30	SWS_N_REQ		
GF39A	16	GY	GXL	3549417C1	3595622C1	1701F	30	SWS_N_REQ		
RE39	18	GY	GXL	3549418C1	3595622C1	1701F	30	SWS_N_REQ		

Circuit Number	Gauge	Color	Insulation	Terminal / Splice Number	Connector Part Number	Connector Number	Cavity	Seal/Sleeve	Lock 1	Lock 2
YY116U	18	GY	GXL	3549418C1	3595622C1	1701F	30	SWS_N_REQ		
GA39	16	GY	GXL	3549417C1	3595622C1	1701F	31	SWS_N_REQ		
GB39	16	GY	GXL	3549417C1	3595622C1	1701F	31	SWS_N_REQ		
CA59A	18	GY	GXL	3549418C1	3595622C1	1701F	32	SWS_N_REQ		
CB59A	16	GY	GXL	3549417C1	3595622C1	1701F	32	SWS_N_REQ		
CC59A	16	GY	GXL	3549417C1	3595622C1	1701F	32	SWS_N_REQ		
CD59A	18	GY	GXL	3549418C1	3595622C1	1701F	32	SWS_N_REQ		
CE59A	18	GY	GXL	3549418C1	3595622C1	1701F	32	SWS_N_REQ		
CA59B	18	GY	GXL	3549418C1	3595622C1	1701F	33	SWS_N_REQ		
CB59B	16	GY	GXL	3549417C1	3595622C1	1701F	33	SWS_N_REQ		
CC59B	16	GY	GXL	3549417C1	3595622C1	1701F	33	SWS_N_REQ		
CD59B	18	GY	GXL	3549418C1	3595622C1	1701F	33	SWS_N_REQ		
CE59B	18	GY	GXL	3549418C1	3595622C1	1701F	33	SWS_N_REQ		
CA59C	18	GY	GXL	3549418C1	3595622C1	1701F	34	SWS_N_REQ		
CB59C	16	GY	GXL	3549417C1	3595622C1	1701F	34	SWS_N_REQ		
CC59C	16	GY	GXL	3549417C1	3595622C1	1701F	34	SWS_N_REQ		
CD59C	18	GY	GXL	3549418C1	3595622C1	1701F	34	SWS_N_REQ		
CE59C	18	GY	GXL	3549418C1	3595622C1	1701F	34	SWS_N_REQ		
CA59D	18	GY	GXL	3549418C1	3595622C1	1701F	35	SWS_N_REQ		
CB59D	16	GY	GXL	3549417C1	3595622C1	1701F	35	SWS_N_REQ		
CC59D	16	GY	GXL	3549417C1	3595622C1	1701F	35	SWS_N_REQ		
CD59D	18	GY	GXL	3549418C1	3595622C1	1701F	35	SWS_N_REQ		
CE59D	18	GY	GXL	3549418C1	3595622C1	1701F	35	SWS_N_REQ		
SV59E	18	GY	GXL	3549418C1	3595622C1	1701F	36	SWS_N_REQ		
SW59E	18	GY	GXL	3549418C1	3595622C1	1701F	36	SWS_N_REQ		
SX59E	16	GY	GXL	3549417C1	3595622C1	1701F	36	SWS_N_REQ		
SY59E	16	GY	GXL	3549417C1	3595622C1	1701F	36	SWS_N_REQ		
SZ59E	18	GY	GXL	3549418C1	3595622C1	1701F	36	SWS_N_REQ		
SV59F	18	GY	GXL	3549418C1	3595622C1	1701F	37	SWS_N_REQ		
SW59F	18	GY	GXL	3549418C1	3595622C1	1701F	37	SWS_N_REQ		
SX59F	16	GY	GXL	3549417C1	3595622C1	1701F	37	SWS_N_REQ		
SY59F	16	GY	GXL	3549417C1	3595622C1	1701F	37	SWS_N_REQ		
SZ59F	18	GY	GXL	3549418C1	3595622C1	1701F	37	SWS_N_REQ		
SV59H	18	GY	GXL	3549418C1	3595622C1	1701F	38	SWS_N_REQ		
SW59H	18	GY	GXL	3549418C1	3595622C1	1701F	38	SWS_N_REQ		
SX59H	16	GY	GXL	3549417C1	3595622C1	1701F	38	SWS_N_REQ		
SY59H	16	GY	GXL	3549417C1	3595622C1	1701F	38	SWS_N_REQ		
SZ59H	18	GY	GXL	3549418C1	3595622C1	1701F	38	SWS_N_REQ		
SV59J	18	GY	GXL	3549418C1	3595622C1	1701F	39	SWS_N_REQ		
SW59J	18	GY	GXL	3549418C1	3595622C1	1701F	39	SWS_N_REQ		
SX59J	16	GY	GXL	3549417C1	3595622C1	1701F	39	SWS_N_REQ		
SY59J	16	GY	GXL	3549417C1	3595622C1	1701F	39	SWS_N_REQ		
SZ59J	18	GY	GXL	3549418C1	3595622C1	1701F	39	SWS_N_REQ		
NP61B	18	GY	GXL	3549418C1	3595622C1	1701F	40	SWS_N_REQ		
NP106B	18	OR	GXL	3549418C1	3595622C1	1701F	41	SWS_N_REQ		
NP109B	18	GY	GXL	3549418C1	3595622C1	1701F	42	SWS_N_REQ		
NR32A	18	TN	GXL	3549418C1	3595622C1	1701F	43	SWS_N_REQ		
NS32	18	TN	GXL	3549418C1	3595622C1	1701F	44	SWS_N_REQ		
NT49	18	GY	GXL	3549418C1	3595622C1	1701F	45	SWS_N_REQ		
PR94SAB	18	GY	GXL	3549418C1	3595622C1	1701F	46	SWS_N_REQ		
PS94SAB	18	GY	GXL	3549418C1	3595622C1	1701F	46	SWS_N_REQ		
[YJ94SN]	18	-	GXL	3549418C1	3595622C1	1701F	46	SWS_N_REQ		
[YK94SN]	18	-	GXL	3549418C1	3595622C1	1701F	46	SWS_N_REQ		
PR94SBB	18	GY	GXL	3549418C1	3595622C1	1701F	47	SWS_N_REQ		
PS94SBB	18	GY	GXL	3549418C1	3595622C1	1701F	47	SWS_N_REQ		
[YJ94SP]	18	-	GXL	3549418C1	3595622C1	1701F	47	SWS_N_REQ		
[YK94SP]	18	-	GXL	3549418C1	3595622C1	1701F	47	SWS_N_REQ		
PR94SCB	18	GY	GXL	3549418C1	3595622C1	1701F	48	SWS_N_REQ		
PS94SCB	18	GY	GXL	3549418C1	3595622C1	1701F	48	SWS_N_REQ		
[YJ94SR]	18	-	GXL	3549418C1	3595622C1	1701F	48	SWS_N_REQ		
[YK94SR]	18	-	GXL	3549418C1	3595622C1	1701F	48	SWS_N_REQ		
PR94SDB	18	GY	GXL	3549418C1	3595622C1	1701F	49	SWS_N_REQ		
PS94SDB	18	GY	GXL	3549418C1	3595622C1	1701F	49	SWS_N_REQ		
[YJ94SS]	18	-	GXL	3549418C1	3595622C1	1701F	49	SWS_N_REQ		
[YK94SS]	18	-	GXL	3549418C1	3595622C1	1701F	49	SWS_N_REQ		
NU49A	18	GY	GXL	3549418C1	3595622C1	1701F	50	SWS_N_REQ		
NX65BC	14	OR	GXL	3549416C1	3595622C1	1701F	51	SWS_N_REQ		
NY65BC	14	OR	GXL	3549416C1	3595622C1	1701F	51	SWS_N_REQ		
BA94BY	16	GY	GXL	3549417C1	3595622C1	1701F	52	SWS_N_REQ		
SA94BY	16	GY	GXL	3549417C1	3595622C1	1701F	52	SWS_N_REQ		
BA94BZ	16	GY	GXL	3549417C1	3595622C1	1701F	53	SWS_N_REQ		
SA94BZ	16	GY	GXL	3549417C1	3595622C1	1701F	53	SWS_N_REQ		
BA94BP	16	GY	GXL	3549417C1	3595622C1	1701F	54	SWS_N_REQ		
SA94BP	16	GY	GXL	3549417C1	3595622C1	1701F	54	SWS_N_REQ		
BA94BQ	16	GY	GXL	3549417C1	3595622C1	1701F	55	SWS_N_REQ		
SA94BQ	16	GY	GXL	3549417C1	3595622C1	1701F	55	SWS_N_REQ		
BA94BR	16	GY	GXL	3549417C1	3595622C1	1701F	56	SWS_N_REQ		
SA94BR	16	GY	GXL	3549417C1	3595622C1	1701F	56	SWS_N_REQ		
BA94BS	16	GY	GXL	3549417C1	3595622C1	1701F	57	SWS_N_REQ		
SA94BS	16	GY	GXL	3549417C1	3595622C1	1701F	57	SWS_N_REQ		
BA94BT	16	GY	GXL	3549417C1	3595622C1	1701F	58	SWS_N_REQ		
SA94BT	16	GY	GXL	3549417C1	3595622C1	1701F	58	SWS_N_REQ		
BA94BU	16	GY	GXL	3549417C1	3595622C1	1701F	59	SWS_N_REQ		
SA94BU	16	GY	GXL	3549417C1	3595622C1	1701F	59	SWS_N_REQ		
BA94BV	16	GY	GXL	3549417C1	3595622C1	1701F	60	SWS_N_REQ		
SA94BV	16	GY	GXL	3549417C1	3595622C1	1701F	60	SWS_N_REQ		
PA15ZAA	16	GY	TXL	3549417C1	3595622C1	1701F	61	SWS_N_REQ		
YV116L	18	GY	TXL	3549418C1	3595622C1	1701F	61	SWS_N_REQ		
PA15ZAB	16	GY	TXL	3549417C1	3595622C1	1701F	62	SWS_N_REQ		
YV116M	18	GY	TXL	3549418C1	3595622C1	1701F	62	SWS_N_REQ		
PM94SZC	16	GY	GXL	3549417C1	3595622C1	1701F	63	SWS_N_REQ		
[YH94SL]	16	-	GXL	3549417C1	3595622C1	1701F	63	SWS_N_REQ		
BA94BW	16	GY	GXL	3549416C1	3595622C1	1701F	64	SWS_N_REQ		
SA94BW	16	GY	GXL	3549416C1	3595622C1	1701F	64	SWS_N_REQ		
HA94A	16	GY	GXL	3549416C1	3595622C1	1701F	65	SWS_N_REQ		
HB94A	16	GY	GXL	3549416C1	3595622C1	1701F	65	SWS_N_REQ		
HC94A	16	GY	GXL	3549416C1	3595622C1	1701F	65	SWS_N_REQ		
HD74R	18	RD	TXL	3574277C1	3595622C1	1701F	65	SWS_N_REQ		
HA94B	16	GY	GXL	3549416C1	3595622C1	1701F	66	SWS_N_REQ		
HB94B	16	GY	GXL	3549416C1	3595622C1	1701F	66	SWS_N_REQ		
HC94B	16	GY	GXL	3549416C1	3595622C1	1701F	66	SWS_N_REQ		
HD11-GW	18	WH	TXL	3574277C1	3595622C1	1701F	66	SWS_N_REQ		
PM94SK	16	GY	GXL	3549416C1	3595622C1	1701F	67	SWS_N_REQ		
[PP94SK]	16	-	GXL	3549416C1	3595622C1	1701F	67	SWS_N_REQ		
NV65	16	OR	GXL	3549416C1	3595622C1	1701F	68	SWS_N_REQ		
UB67U	16	GY	GXL	3549416C1	3595622C1	1701F	69	SWS_N_REQ		
UB67W	16	GY	GXL	3549416C1	3595622C1	1701F	70	SWS_N_REQ		
UB67V	16	GY	GXL	3549416C1	3595622C1	1701F	71	SWS_N_REQ		
PM94SM	16	GY	GXL	3549416C1	3595622C1	1701F	72	SWS_N_REQ		
PM94SN	16	GY	GXL	3549416C1	3595622C1	1701F	73	SWS_N_REQ		
PM94SL	16	GY	GXL	3549416C1	3595622C1	1701F	74	SWS_N_REQ		
PM94SVC	16	GY	GXL	3549416C1	3595622C1	1701F	75	SWS_N_REQ		
[YH94SM]	16	-	GXL	3549416C1	3595622C1	1701F	75	SWS_N_REQ		
PM94SH	16	GY	GXL	3549416C1	3595622C1	1701F	76	SWS_N_REQ		
PA57BAJ	16	OR	TXL	3549416C1	3595624C1	1703F	2	SWS_N_REQ		

Circuit Number	Gauge	Color	Insulation	Terminal / Splice Number	Connector Part Number	Connector Number	Cavity	Seal/Sleeve	Lock 1	Lock 2
1A82-GJ	16	WH	TXL	3549416C1	3595624C1	1703F	8	SWS_N_REQ		
AA82-GJ	16	WH	TXL	3549416C1	3595624C1	1703F	8	SWS_N_REQ		
1A54-GXEJ	16	WH	TXL	3549416C1	3595624C1	1703F	10	SWS_N_REQ		
AA54-GXEJ	16	WH	TXL	3549416C1	3595624C1	1703F	10	SWS_N_REQ		
DY54-GXAJ	16	WH	TXL	3549416C1	3595624C1	1703F	12	SWS_N_REQ		
PA54-GXAH	16	WH	TXL	3549416C1	3595624C1	1703F	12	SWS_N_REQ		
1A57AJ	16	OR	TXL	3549417C1	3595624C1	1703F	14	SWS_N_REQ		
AA57AJ	16	OR	TXL	3549417C1	3595624C1	1703F	14	SWS_N_REQ		
WM10ARA	18	WH	TXL	3549418C1	3595624C1	1703F	14	SWS_N_REQ		
1A54AJ	16	BN	TXL	3549417C1	3595624C1	1703F	15	SWS_N_REQ		
AA54AJ	16	BN	TXL	3549417C1	3595624C1	1703F	15	SWS_N_REQ		
HA30BJ	16	TN	TXL	3549417C1	3595624C1	1703F	16	SWS_N_REQ		
AA74J	18	LTGN	TXL	3549418C1	3595624C1	1703F	17	SWS_N_REQ		
AU28B	18	TN	TXL	3549418C1	3595624C1	1703F	18	SWS_N_REQ		
WM13ARA	18	PK	TXL	3549418C1	3595624C1	1703F	18	SWS_N_REQ		
3H6DBJ	20	GY	TXL	3549418C1	3595624C1	1703F	19	SWS_N_REQ		
3H77BJ	20	LTGN	TXL	3549418C1	3595624C1	1703F	20	SWS_N_REQ		
AZ92-GCJ	18	WH	TXL	3549418C1	3595624C1	1703F	21	SWS_N_REQ		
GY92#134	18	TN	TXL	3549418C1	3595624C1	1703F	21	SWS_N_REQ		
DT104-GAJ	16	WH	TXL	3549417C1	3595624C1	1703F	22	SWS_N_REQ		
3H77BAJ	18	LTGN	TXL	3549418C1	3595624C1	1703F	23	SWS_N_REQ		
HZ41E	18	TN	TXL	3549418C1	3595624C1	1703F	24	SWS_N_REQ		
HZ41D	18	TN	TXL	3549418C1	3595624C1	1703F	25	SWS_N_REQ		
2T92ZBJ	18	TN	TXL	3574277C1	3595624C1	1703F	26	SWS_N_REQ		
AZ92BJ	18	TN	TXL	3549418C1	3595624C1	1703F	28	SWS_N_REQ		
GY92#141	18	TN	TXL	3549418C1	3595624C1	1703F	28	SWS_N_REQ		
3B17BA	16	PK	TXL	3549417C1	3595624C1	1703F	29	SWS_N_REQ		
AF17A	16	PK	GXL	3549417C1	3595624C1	1703F	29	SWS_N_REQ		
GP17BA	16	PK	TXL	3549417C1	3595624C1	1703F	29	SWS_N_REQ		
MD92#103J	18	TN	TXL	3549418C1	3595624C1	1703F	30	SWS_N_REQ		
MD92#117J	18	TN	TXL	3549418C1	3595624C1	1703F	31	SWS_N_REQ		
MN92J	18	TN	TXL	3549418C1	3595624C1	1703F	33	SWS_N_REQ		
MN92AJ	18	GY	TXL	3549418C1	3595624C1	1703F	34	SWS_N_REQ		
1A9AAJ	18	GY	TXL	3549418C1	3595624C1	1703F	35	SWS_N_REQ		
AA9AAJ	18	GY	TXL	3549418C1	3595624C1	1703F	35	SWS_N_REQ		
1A97BJ	18	VT	TXL	3549418C1	3595624C1	1703F	36	SWS_N_REQ		
AA97BJ	18	VT	TXL	3549418C1	3595624C1	1703F	36	SWS_N_REQ		
1A97N	18	VT	TXL	3549418C1	3595624C1	1703F	37	SWS_N_REQ		
AA97N	18	VT	TXL	3549418C1	3595624C1	1703F	37	SWS_N_REQ		
1A97M	18	VT	TXL	3549418C1	3595624C1	1703F	38	SWS_N_REQ		
AA97M	18	VT	TXL	3549418C1	3595624C1	1703F	38	SWS_N_REQ		
DT104ALJ	16	DKBL	TXL	3549417C1	3595624C1	1703F	40	SWS_N_REQ		
AZ13AJ	16	PK	GXL	3549417C1	3595624C1	1703F	42	SWS_N_REQ		
GY92#163	16	PK	TXL	3549417C1	3595624C1	1703F	42	SWS_N_REQ		
BP71BJ	16	OR	TXL	3549417C1	3595624C1	1703F	44	SWS_N_REQ		
EY71BJ	16	OR	TXL	3549417C1	3595624C1	1703F	44	SWS_N_REQ		
3T92#165	18	TN	TXL	3549418C1	3595624C1	1703F	45	SWS_N_REQ	3610532C1	
BJ92T1J	18	TN	TXL	3549418C1	3595624C1	1703F	45	SWS_N_REQ		
BK92R1J	18	TN	TXL	3549418C1	3595624C1	1703F	45	SWS_N_REQ		
GM92#165	18	TN	TXL	3549418C1	3595624C1	1703F	45	SWS_N_REQ		
1A99BJ	18	VT	TXL	3549418C1	3595624C1	1703F	47	SWS_N_REQ		
AA99BJ	18	VT	TXL	3549418C1	3595624C1	1703F	47	SWS_N_REQ		
1A99D	18	VT	TXL	3549418C1	3595624C1	1703F	48	SWS_N_REQ		
AA99D	18	VT	TXL	3549418C1	3595624C1	1703F	48	SWS_N_REQ		
1A97CJ	18	VT	TXL	3549418C1	3595624C1	1703F	49	SWS_N_REQ		
AA97CJ	18	VT	TXL	3549418C1	3595624C1	1703F	49	SWS_N_REQ		
2H5R(-)	18	GN	TXL	3549418C1	3595624C1	1703F	52	SWS_N_REQ		
2J5R(-)	18	GN	TXL	3549418C1	3595624C1	1703F	52	SWS_N_REQ		
2L5R(-)	18	GN	TXL	3549418C1	3595624C1	1703F	52	SWS_N_REQ		
2M5R(-)	18	GN	TXL	3549418C1	3595624C1	1703F	52	SWS_N_REQ		
2W5R(-)	18	GN	TXL	3549418C1	3595624C1	1703F	52	SWS_N_REQ		
2Y5R(-)	18	GN	TXL	3549418C1	3595624C1	1703F	52	SWS_N_REQ		
2Z5R(-)	18	GN	TXL	3549418C1	3595624C1	1703F	52	SWS_N_REQ		
3C5R(-)	18	GN	TXL	3549418C1	3595624C1	1703F	52	SWS_N_REQ	2006503C1	
3D5R(-)	18	GN	TXL	3549418C1	3595624C1	1703F	52	SWS_N_REQ		
3E5R(-)	18	GN	TXL	3549418C1	3595624C1	1703F	52	SWS_N_REQ		
3J5R(-)	18	GN	TXL	3549418C1	3595624C1	1703F	52	SWS_N_REQ		
3M5R(-)	18	GN	TXL	3549418C1	3595624C1	1703F	52	SWS_N_REQ		
3R5R(-)	18	GN	TXL	3549418C1	3595624C1	1703F	52	SWS_N_REQ	3538636C1	
3U5R(-)	18	GN	TXL	3549418C1	3595624C1	1703F	52	SWS_N_REQ		
3W5R(-)	18	GN	TXL	3549418C1	3595624C1	1703F	52	SWS_N_REQ		
3Z5R(-)	18	GN	TXL	3549418C1	3595624C1	1703F	52	SWS_N_REQ		
4E5R(-)	18	GN	TXL	3549418C1	3595624C1	1703F	52	SWS_N_REQ		
4J5R(-)	18	GN	TXL	3549418C1	3595624C1	1703F	52	SWS_N_REQ		
4L5R(-)	18	GN	TXL	3549418C1	3595624C1	1703F	52	SWS_N_REQ		
4N5R(-)	18	GN	TXL	3549418C1	3595624C1	1703F	52	SWS_N_REQ		
6E5T(-)	18	GN	TXL	3549418C1	3595624C1	1703F	52	SWS_N_REQ		
9K5R(-)	18	GN	TXL	3549418C1	3595624C1	1703F	52	SWS_N_REQ		
9L5R(-)	18	GN	TXL	3549418C1	3595624C1	1703F	52	SWS_N_REQ		
9P5R(-)	18	GN	TXL	3549418C1	3595624C1	1703F	52	SWS_N_REQ		
9T5R(-)	18	GN	TXL	3549418C1	3595624C1	1703F	52	SWS_N_REQ	1673791C1	1673791C1
9V5R(-)	18	GN	TXL	3549418C1	3595624C1	1703F	52	SWS_N_REQ		
9W5R(-)	18	GN	TXL	3549418C1	3595624C1	1703F	52	SWS_N_REQ		
JC5R(-)	18	GN	TXL	3549418C1	3595624C1	1703F	52	SWS_N_REQ		
JD5R(-)	18	GN	TXL	3549418C1	3595624C1	1703F	52	SWS_N_REQ		
JF5R(-)	18	GN	TXL	3549418C1	3595624C1	1703F	52	SWS_N_REQ		
JG5R(-)	18	GN	TXL	3549418C1	3595624C1	1703F	52	SWS_N_REQ		
LC5R(-)	18	GN	TXL	3549418C1	3595624C1	1703F	52	SWS_N_REQ		
LD5R(-)	18	GN	TXL	3549418C1	3595624C1	1703F	52	SWS_N_REQ		
LE5R(-)	18	GN	TXL	3549418C1	3595624C1	1703F	52	SWS_N_REQ		
LF5R(-)	18	GN	TXL	3549418C1	3595624C1	1703F	52	SWS_N_REQ		
LS5P(-)	18	GN	TXL	3549418C1	3595624C1	1703F	52	SWS_N_REQ		
LU5R(-)	18	GN	TXL	3549418C1	3595624C1	1703F	52	SWS_N_REQ		
LV5R(-)	18	GN	TXL	3549418C1	3595624C1	1703F	52	SWS_N_REQ		
PV5R(-)	18	GN	TXL	3549418C1	3595624C1	1703F	52	SWS_N_REQ		
PY5R(-)	18	GN	TXL	3549418C1	3595624C1	1703F	52	SWS_N_REQ		
PZ5R(-)	18	GN	TXL	3549418C1	3595624C1	1703F	52	SWS_N_REQ		
RD5R(-)	18	GN	TXL	3549418C1	3595624C1	1703F	52	SWS_N_REQ		
RG5R(-)	18	GN	TXL	3549418C1	3595624C1	1703F	52	SWS_N_REQ		
RJ5R(-)	18	GN	TXL	3549418C1	3595624C1	1703F	52	SWS_N_REQ		
RM5R(-)	18	GN	TXL	3549418C1	3595624C1	1703F	52	SWS_N_REQ		
RR5R(-)	18	GN	TXL	3549418C1	3595624C1	1703F	52	SWS_N_REQ		
RS5R(-)	18	GN	TXL	3549418C1	3595624C1	1703F	52	SWS_N_REQ		
RU5R(-)	18	GN	TXL	3549418C1	3595624C1	1703F	52	SWS_N_REQ		
RX5R(-)	18	GN	TXL	3549418C1	3595624C1	1703F	52	SWS_N_REQ		
RZ5R(-)	18	GN	TXL	3549418C1	3595624C1	1703F	52	SWS_N_REQ		
SB5R(-)	18	GN	TXL	3549418C1	3595624C1	1703F	52	SWS_N_REQ		
SC5R(-)	18	GN	TXL	3549418C1	3595624C1	1703F	52	SWS_N_REQ		
SD5R(-)	18	GN	TXL	3549418C1	3595624C1	1703F	52	SWS_N_REQ		
SE5R(-)	18	GN	TXL	3549418C1	3595624C1	1703F	52	SWS_N_REQ		
SN5R(-)	18	GN	TXL	3549418C1	3595624C1	1703F	52	SWS_N_REQ		
SP5R(-)	18	GN	TXL	3549418C1	3595624C1	1703F	52	SWS_N_REQ		
SR5R(-)	18	GN	TXL	3549418C1	3595624C1	1703F	52	SWS_N_REQ		
VC5R(-)	18	GN	TXL	3549418C1	3595624C1	1703F	52	SWS_N_REQ		
VD5R(-)	18	GN	TXL	3549418C1	3595624C1	1703F	52	SWS_N_REQ		

Circuit Number	Gauge	Color	Insulation	Terminal / Splice Number	Connector Part Number	Connector Number	Cavity	Seal/Sleeve	Lock 1	Lock 2
VE5R(-)	18	GN	TXL	3549418C1	3595624C1	1703F	52	SWS_N_REQ		
VF5R(-)	18	GN	TXL	3549418C1	3595624C1	1703F	52	SWS_N_REQ		
VG5R(-)	18	GN	TXL	3549418C1	3595624C1	1703F	52	SWS_N_REQ		
VH5R(-)	18	GN	TXL	3549418C1	3595624C1	1703F	52	SWS_N_REQ		
YX5R(-)	18	GN	TXL	3549418C1	3595624C1	1703F	52	SWS_N_REQ		
YZ5R(-)	18	GN	TXL	3549418C1	3595624C1	1703F	52	SWS_N_REQ		
2H5R(+)	18	YL	TXL	3549418C1	3595624C1	1703F	53	SWS_N_REQ		
2J5R(+)	18	YL	TXL	3549418C1	3595624C1	1703F	53	SWS_N_REQ		
2L5R(+)	18	YL	TXL	3549418C1	3595624C1	1703F	53	SWS_N_REQ		
2M5R(+)	18	YL	TXL	3549418C1	3595624C1	1703F	53	SWS_N_REQ		
2W5R(+)	18	YL	TXL	3549418C1	3595624C1	1703F	53	SWS_N_REQ		
2Y5R(+)	18	YL	TXL	3549418C1	3595624C1	1703F	53	SWS_N_REQ		
2Z5R(+)	18	YL	TXL	3549418C1	3595624C1	1703F	53	SWS_N_REQ		
3C5R(+)	18	YL	TXL	3549418C1	3595624C1	1703F	53	SWS_N_REQ	1667771C1	1667771C1
3D5R(+)	18	YL	TXL	3549418C1	3595624C1	1703F	53	SWS_N_REQ		
3E5R(+)	18	YL	TXL	3549418C1	3595624C1	1703F	53	SWS_N_REQ		
3J5R(+)	18	YL	TXL	3549418C1	3595624C1	1703F	53	SWS_N_REQ		
3M5R(+)	18	YL	TXL	3549418C1	3595624C1	1703F	53	SWS_N_REQ		
3R5R(+)	18	YL	TXL	3549418C1	3595624C1	1703F	53	SWS_N_REQ	3525875C1	
3U5R(+)	18	YL	TXL	3549418C1	3595624C1	1703F	53	SWS_N_REQ		
3W5R(+)	18	YL	TXL	3549418C1	3595624C1	1703F	53	SWS_N_REQ		
3Z5R(+)	18	YL	TXL	3549418C1	3595624C1	1703F	53	SWS_N_REQ		
4E5R(+)	18	YL	TXL	3549418C1	3595624C1	1703F	53	SWS_N_REQ	3743662C1	
4J5R(+)	18	YL	TXL	3549418C1	3595624C1	1703F	53	SWS_N_REQ		
4L5R(+)	18	YL	TXL	3549418C1	3595624C1	1703F	53	SWS_N_REQ		
4N5R(+)	18	YL	TXL	3549418C1	3595624C1	1703F	53	SWS_N_REQ		
6EST(+)	18	YL	TXL	3549418C1	3595624C1	1703F	53	SWS_N_REQ		
9KSR(+)	18	YL	TXL	3549418C1	3595624C1	1703F	53	SWS_N_REQ		
9LSR(+)	18	YL	TXL	3549418C1	3595624C1	1703F	53	SWS_N_REQ		
9PSR(+)	18	YL	TXL	3549418C1	3595624C1	1703F	53	SWS_N_REQ		
9TSR(+)	18	YL	TXL	3549418C1	3595624C1	1703F	53	SWS_N_REQ	1667771C1	
9V5R(+)	18	YL	TXL	3549418C1	3595624C1	1703F	53	SWS_N_REQ		
9W5R(+)	18	YL	TXL	3549418C1	3595624C1	1703F	53	SWS_N_REQ		
JC5R(+)	18	YL	TXL	3549418C1	3595624C1	1703F	53	SWS_N_REQ		
JD5R(+)	18	YL	TXL	3549418C1	3595624C1	1703F	53	SWS_N_REQ		
JF5R(+)	18	YL	TXL	3549418C1	3595624C1	1703F	53	SWS_N_REQ		
JG5R(+)	18	YL	TXL	3549418C1	3595624C1	1703F	53	SWS_N_REQ		
LC5R(+)	18	YL	TXL	3549418C1	3595624C1	1703F	53	SWS_N_REQ		
LD5R(+)	18	YL	TXL	3549418C1	3595624C1	1703F	53	SWS_N_REQ		
LE5R(+)	18	YL	TXL	3549418C1	3595624C1	1703F	53	SWS_N_REQ		
LF5R(+)	18	YL	TXL	3549418C1	3595624C1	1703F	53	SWS_N_REQ		
LSSPI(+)	18	YL	TXL	3549418C1	3595624C1	1703F	53	SWS_N_REQ		
LU5R(+)	18	YL	TXL	3549418C1	3595624C1	1703F	53	SWS_N_REQ		
LV5R(+)	18	YL	TXL	3549418C1	3595624C1	1703F	53	SWS_N_REQ		
PV5R(+)	18	YL	TXL	3549418C1	3595624C1	1703F	53	SWS_N_REQ		
PY5R(+)	18	YL	TXL	3549418C1	3595624C1	1703F	53	SWS_N_REQ		
PZ5R(+)	18	YL	TXL	3549418C1	3595624C1	1703F	53	SWS_N_REQ		
RD5R(+)	18	YL	TXL	3549418C1	3595624C1	1703F	53	SWS_N_REQ		
RG5R(+)	18	YL	TXL	3549418C1	3595624C1	1703F	53	SWS_N_REQ		
RJ5R(+)	18	YL	TXL	3549418C1	3595624C1	1703F	53	SWS_N_REQ		
RM5R(+)	18	YL	TXL	3549418C1	3595624C1	1703F	53	SWS_N_REQ		
RR5R(+)	18	YL	TXL	3549418C1	3595624C1	1703F	53	SWS_N_REQ		
RS5R(+)	18	YL	TXL	3549418C1	3595624C1	1703F	53	SWS_N_REQ		
RU5R(+)	18	YL	TXL	3549418C1	3595624C1	1703F	53	SWS_N_REQ		
RX5R(+)	18	YL	TXL	3549418C1	3595624C1	1703F	53	SWS_N_REQ		
RZ5R(+)	18	YL	TXL	3549418C1	3595624C1	1703F	53	SWS_N_REQ		
SB5R(+)	18	YL	TXL	3549418C1	3595624C1	1703F	53	SWS_N_REQ		
SC5R(+)	18	YL	TXL	3549418C1	3595624C1	1703F	53	SWS_N_REQ		
SD5R(+)	18	YL	TXL	3549418C1	3595624C1	1703F	53	SWS_N_REQ		
SE5R(+)	18	YL	TXL	3549418C1	3595624C1	1703F	53	SWS_N_REQ		
SN5R(+)	18	YL	TXL	3549418C1	3595624C1	1703F	53	SWS_N_REQ		
SP5R(+)	18	YL	TXL	3549418C1	3595624C1	1703F	53	SWS_N_REQ		
SR5R(+)	18	YL	TXL	3549418C1	3595624C1	1703F	53	SWS_N_REQ		
VC5R(+)	18	YL	TXL	3549418C1	3595624C1	1703F	53	SWS_N_REQ		
VD5R(+)	18	YL	TXL	3549418C1	3595624C1	1703F	53	SWS_N_REQ		
VE5R(+)	18	YL	TXL	3549418C1	3595624C1	1703F	53	SWS_N_REQ		
VF5R(+)	18	YL	TXL	3549418C1	3595624C1	1703F	53	SWS_N_REQ		
VG5R(+)	18	YL	TXL	3549418C1	3595624C1	1703F	53	SWS_N_REQ		
VH5R(+)	18	YL	TXL	3549418C1	3595624C1	1703F	53	SWS_N_REQ		
YX5R(+)	18	YL	TXL	3549418C1	3595624C1	1703F	53	SWS_N_REQ		
YZ5R(+)	18	YL	TXL	3549418C1	3595624C1	1703F	53	SWS_N_REQ		
EH97FA	16	VT	TXL	3549417C1	3595624C1	1703F	54	SWS_N_REQ		
BF70DJ	18	OR	TXL	3549418C1	3595624C1	1703F	55	SWS_N_REQ		
BF70EJ	18	OR	TXL	3549418C1	3595624C1	1703F	56	SWS_N_REQ		
BA88AJ	18	LTGN	TXL	3549418C1	3595624C1	1703F	59	SWS_N_REQ		
FE88AJ	18	LTGN	TXL	3549418C1	3595624C1	1703F	59	SWS_N_REQ		
FC88J	18	LTGN	TXL	3549418C1	3595624C1	1703F	60	SWS_N_REQ		
FD88J	18	LTGN	TXL	3549418C1	3595624C1	1703F	60	SWS_N_REQ		
DS31	18	TN	TXL	3549418C1	3595624C1	1703F	61	SWS_N_REQ		
1A77J	16	LTGN	GXL	3549416C1	3595624C1	1703F	65	SWS_N_REQ		
AA77J	16	LTGN	GXL	3549416C1	3595624C1	1703F	65	SWS_N_REQ		
BJ92R2J	18	TN	TXL	3574277C1	3595624C1	1703F	66	SWS_N_REQ		
BK92R2J	18	TN	TXL	3574277C1	3595624C1	1703F	66	SWS_N_REQ		
BP71	16	OR	TXL	3549416C1	3595624C1	1703F	66	SWS_N_REQ		
EY71BA	16	OR	TXL	3549416C1	3595624C1	1703F	66	SWS_N_REQ		
YG82KJ	16	GY	TXL	3549416C1	3595624C1	1703F	69	SWS_N_REQ		
YH82KAJ	16	GY	TXL	3549416C1	3595624C1	1703F	69	SWS_N_REQ		
1A82LJ	16	GY	TXL	3549416C1	3595624C1	1703F	70	SWS_N_REQ		
AA82LJ	16	GY	TXL	3549416C1	3595624C1	1703F	70	SWS_N_REQ		
1A82JJ	16	GY	TXL	3549416C1	3595624C1	1703F	72	SWS_N_REQ		
AA82JJ	16	GY	TXL	3549416C1	3595624C1	1703F	72	SWS_N_REQ		
1A82DJ	16	GY	TXL	3549416C1	3595624C1	1703F	74	SWS_N_REQ		
AA82DJ	16	GY	TXL	3549416C1	3595624C1	1703F	74	SWS_N_REQ		
6D13F	16	PK	TXL	3549416C1	3595624C1	1703F	75	SWS_N_REQ		
DY54XAJ	16	BN	TXL	3549416C1	3595624C1	1703F	76	SWS_N_REQ		
PA54XAJ	16	BN	TXL	3549416C1	3595624C1	1703F	76	SWS_N_REQ		
PA57BA	16	OR	TXL	3574288C1	3595625C1	1703M	2	N/A		
1A82-G	16	WH	TXL	3574288C1	3595625C1	1703M	8	N/A		
AA82-G	16	WH	TXL	3574288C1	3595625C1	1703M	8	N/A		
1A54-GXE	16	WH	TXL	3574288C1	3595625C1	1703M	10	N/A		
AA54-GXE	16	WH	TXL	3574288C1	3595625C1	1703M	10	N/A		
DY54-GXA	16	WH	TXL	3574288C1	3595625C1	1703M	12	N/A		
PA54-GXA	16	WH	TXL	3574288C1	3595625C1	1703M	12	N/A		
1A57A	16	OR	TXL	3574285C1	3595625C1	1703M	14	N/A		
AA57A	16	OR	TXL	3574285C1	3595625C1	1703M	14	N/A		
WM10ARB	18	WH	TXL	2003343C1	3595625C1	1703M	14	N/A		
1A54A	16	BN	TXL	3574285C1	3595625C1	1703M	15	N/A		
AA54A	16	BN	TXL	3574285C1	3595625C1	1703M	15	N/A		
HA30B	16	TN	TXL	3574285C1	3595625C1	1703M	16	N/A		
1A74	18	LTGN	TXL	2003343C1	3595625C1	1703M	17	N/A		
AA74	18	LTGN	TXL	2003343C1	3595625C1	1703M	17	N/A		
AU28BA	18	TN	TXL	2003343C1	3595625C1	1703M	18	N/A		
WM13ARB	18	PK	TXL	2003343C1	3595625C1	1703M	18	N/A		
3H6DB	18	GY	TXL	2003343C1	3595625C1	1703M	19	N/A		
3H77B	20	GY	TXL	2003343C1	3595625C1	1703M	20	N/A		

Circuit Number	Gauge	Color	Insulation	Terminal / Splice Number	Connector Part Number	Connector Number	Cavity	Seal/Sleeve	Lock 1	Lock 2
AZ92-GC	20	WH	TXL	2003343C1	3595625C1	1703M	21	N/A		
GY92#134A	18	TN	TXL	2003343C1	3595625C1	1703M	21	N/A		
DT104-GA	16	WH	TXL	3574285C1	3595625C1	1703M	22	N/A		
3H77BA	18	LTGN	TXL	2003343C1	3595625C1	1703M	23	N/A		
HZ41EJ	18	GY	TXL	2003343C1	3595625C1	1703M	24	N/A		
HZ41DJ	18	TN	TXL	2003343C1	3595625C1	1703M	25	N/A		
2T92ZB	18	TN	TXL	3574289C1	3595625C1	1703M	26	N/A		
AZ92B	18	TN	TXL	2003343C1	3595625C1	1703M	28	N/A		
GY92#141A	18	TN	TXL	2003343C1	3595625C1	1703M	28	N/A		
3B17	16	PK	TXL	3574285C1	3595625C1	1703M	29	N/A		
AF17	16	PK	TXL	3574285C1	3595625C1	1703M	29	N/A		
GP17	16	PK	TXL	3574285C1	3595625C1	1703M	29	N/A		
MD92#103	18	TN	TXL	2003343C1	3595625C1	1703M	30	N/A		
MD92#117	18	TN	TXL	2003343C1	3595625C1	1703M	31	N/A		
MN92	18	TN	TXL	2003343C1	3595625C1	1703M	33	N/A		
MN92AA	18	GY	TXL	2003343C1	3595625C1	1703M	34	N/A		
1A9AA	18	GY	TXL	2003343C1	3595625C1	1703M	35	N/A		
AA9AA	18	GY	TXL	2003343C1	3595625C1	1703M	35	N/A		
1A97B	18	VT	TXL	2003343C1	3595625C1	1703M	36	N/A		
AA97B	18	VT	TXL	2003343C1	3595625C1	1703M	36	N/A		
1A97NA	18	VT	TXL	2003343C1	3595625C1	1703M	37	N/A		
AA97NA	18	VT	TXL	2003343C1	3595625C1	1703M	37	N/A		
1A97MA	18	VT	TXL	2003343C1	3595625C1	1703M	38	N/A		
AA97MA	18	VT	TXL	2003343C1	3595625C1	1703M	38	N/A		
DT104AL	16	DKBL	TXL	3574285C1	3595625C1	1703M	40	N/A		
AZ13A	16	PK	GXL	3574285C1	3595625C1	1703M	42	N/A		
GY92#163A	16	PK	TXL	3574285C1	3595625C1	1703M	42	N/A		
BP71B	16	OR	TXL	3574285C1	3595625C1	1703M	44	N/A		
EY71B	16	OR	TXL	3574285C1	3595625C1	1703M	44	N/A		
3T92#165A	18	TN	TXL	2003343C1	3595625C1	1703M	45	N/A	3683466C1	3573833C1
BJ92R1	18	TN	TXL	2003343C1	3595625C1	1703M	45	N/A		
BK92R1	18	TN	TXL	2003343C1	3595625C1	1703M	45	N/A		
GM92#165A	18	TN	TXL	2003343C1	3595625C1	1703M	45	N/A		
1A99B	18	VT	TXL	2003343C1	3595625C1	1703M	47	N/A		
AA99B	18	VT	TXL	2003343C1	3595625C1	1703M	47	N/A		
1A99DA	18	VT	TXL	2003343C1	3595625C1	1703M	48	N/A		
AA99DA	18	VT	TXL	2003343C1	3595625C1	1703M	48	N/A		
1A97C	18	VT	TXL	2003343C1	3595625C1	1703M	49	N/A		
AA97C	18	VT	TXL	2003343C1	3595625C1	1703M	49	N/A		
2HSP(-)	18	GN	TXL	2003343C1	3595625C1	1703M	52	N/A		
2JSP(-)	18	GN	TXL	2003343C1	3595625C1	1703M	52	N/A		
2LSP(-)	18	GN	TXL	2003343C1	3595625C1	1703M	52	N/A		
2MSP(-)	18	GN	TXL	2003343C1	3595625C1	1703M	52	N/A		
2WSP(-)	18	GN	TXL	2003343C1	3595625C1	1703M	52	N/A		
2YSP(-)	18	GN	TXL	2003343C1	3595625C1	1703M	52	N/A		
2ZSP(-)	18	GN	TXL	2003343C1	3595625C1	1703M	52	N/A		
3CSP(-)	18	GN	TXL	2003343C1	3595625C1	1703M	52	N/A		
3DSP(-)	18	GN	TXL	2003343C1	3595625C1	1703M	52	N/A		
3ESP(-)	18	GN	TXL	2003343C1	3595625C1	1703M	52	N/A		
3JSP(-)	18	GN	TXL	2003343C1	3595625C1	1703M	52	N/A		
3MSP(-)	18	GN	TXL	2003343C1	3595625C1	1703M	52	N/A		
3RSP(-)	18	GN	TXL	2003343C1	3595625C1	1703M	52	N/A	1661874C1	
3USP(-)	18	GN	TXL	2003343C1	3595625C1	1703M	52	N/A		
3WSP(-)	18	GN	TXL	2003343C1	3595625C1	1703M	52	N/A		
3ZSP(-)	18	GN	TXL	2003343C1	3595625C1	1703M	52	N/A		
4ESP(-)	18	GN	TXL	2003343C1	3595625C1	1703M	52	N/A	3662518C1	
4JSP(-)	18	GN	TXL	2003343C1	3595625C1	1703M	52	N/A		
4LSP(-)	18	GN	TXL	2003343C1	3595625C1	1703M	52	N/A		
4NSP(-)	18	GN	TXL	2003343C1	3595625C1	1703M	52	N/A		
6ESS(-)	18	GN	TXL	2003343C1	3595625C1	1703M	52	N/A		
9KSP(-)	18	GN	TXL	2003343C1	3595625C1	1703M	52	N/A		
9LSP(-)	18	GN	TXL	2003343C1	3595625C1	1703M	52	N/A		
9PSP(-)	18	GN	TXL	2003343C1	3595625C1	1703M	52	N/A		
9TSP(-)	18	GN	TXL	2003343C1	3595625C1	1703M	52	N/A	1667734C1	
9VSP(-)	18	GN	TXL	2003343C1	3595625C1	1703M	52	N/A		
9WSP(-)	18	GN	TXL	2003343C1	3595625C1	1703M	52	N/A		
JCSP(-)	18	GN	TXL	2003343C1	3595625C1	1703M	52	N/A		
JDSP(-)	18	GN	TXL	2003343C1	3595625C1	1703M	52	N/A		
JFSP(-)	18	GN	TXL	2003343C1	3595625C1	1703M	52	N/A		
JGSP(-)	18	GN	TXL	2003343C1	3595625C1	1703M	52	N/A		
LCSP(-)	18	GN	TXL	2003343C1	3595625C1	1703M	52	N/A		
LDSP(-)	18	GN	TXL	2003343C1	3595625C1	1703M	52	N/A		
LESP(-)	18	GN	TXL	2003343C1	3595625C1	1703M	52	N/A		
LFSP(-)	18	GN	TXL	2003343C1	3595625C1	1703M	52	N/A		
LSSP(-)	18	GN	TXL	2003343C1	3595625C1	1703M	52	N/A		
LUSP(-)	18	GN	TXL	2003343C1	3595625C1	1703M	52	N/A		
LVSP(-)	18	GN	TXL	2003343C1	3595625C1	1703M	52	N/A		
PVSP(-)	18	GN	TXL	2003343C1	3595625C1	1703M	52	N/A		
PYSP(-)	18	GN	TXL	2003343C1	3595625C1	1703M	52	N/A		
PZSP(-)	18	GN	TXL	2003343C1	3595625C1	1703M	52	N/A		
RDSP(-)	18	GN	TXL	2003343C1	3595625C1	1703M	52	N/A		
RGSP(-)	18	GN	TXL	2003343C1	3595625C1	1703M	52	N/A		
RJSP(-)	18	GN	TXL	2003343C1	3595625C1	1703M	52	N/A		
RMSP(-)	18	GN	TXL	2003343C1	3595625C1	1703M	52	N/A		
RRSP(-)	18	GN	TXL	2003343C1	3595625C1	1703M	52	N/A		
RSSP(-)	18	GN	TXL	2003343C1	3595625C1	1703M	52	N/A		
RUSP(-)	18	GN	TXL	2003343C1	3595625C1	1703M	52	N/A		
RXSP(-)	18	GN	TXL	2003343C1	3595625C1	1703M	52	N/A		
RZSP(-)	18	GN	TXL	2003343C1	3595625C1	1703M	52	N/A		
SBSP(-)	18	GN	TXL	2003343C1	3595625C1	1703M	52	N/A		
SCSP(-)	18	GN	TXL	2003343C1	3595625C1	1703M	52	N/A		
SDSP(-)	18	GN	TXL	2003343C1	3595625C1	1703M	52	N/A		
SESP(-)	18	GN	TXL	2003343C1	3595625C1	1703M	52	N/A		
SNSP(-)	18	GN	TXL	2003343C1	3595625C1	1703M	52	N/A		
SPSP(-)	18	GN	TXL	2003343C1	3595625C1	1703M	52	N/A		
SRSP(-)	18	GN	TXL	2003343C1	3595625C1	1703M	52	N/A		
VCSP(-)	18	GN	TXL	2003343C1	3595625C1	1703M	52	N/A		
VDSP(-)	18	GN	TXL	2003343C1	3595625C1	1703M	52	N/A		
VESP(-)	18	GN	TXL	2003343C1	3595625C1	1703M	52	N/A		
VFSP(-)	18	GN	TXL	2003343C1	3595625C1	1703M	52	N/A		
VGSP(-)	18	GN	TXL	2003343C1	3595625C1	1703M	52	N/A		
VHSP(-)	18	GN	TXL	2003343C1	3595625C1	1703M	52	N/A		
YXSP(-)	18	GN	TXL	2003343C1	3595625C1	1703M	52	N/A		
YZSP(-)	18	GN	TXL	2003343C1	3595625C1	1703M	52	N/A		
2HSP(+)	18	YL	TXL	2003343C1	3595625C1	1703M	53	N/A		
2JSP(+)	18	YL	TXL	2003343C1	3595625C1	1703M	53	N/A		
2LSP(+)	18	YL	TXL	2003343C1	3595625C1	1703M	53	N/A		
2MSP(+)	18	YL	TXL	2003343C1	3595625C1	1703M	53	N/A		
2WSP(+)	18	YL	TXL	2003343C1	3595625C1	1703M	53	N/A		
2YSP(+)	18	YL	TXL	2003343C1	3595625C1	1703M	53	N/A		
2ZSP(+)	18	YL	TXL	2003343C1	3595625C1	1703M	53	N/A		
3CSP(+)	18	YL	TXL	2003343C1	3595625C1	1703M	53	N/A		
3DSP(+)	18	YL	TXL	2003343C1	3595625C1	1703M	53	N/A		
3ESP(+)	18	YL	TXL	2003343C1	3595625C1	1703M	53	N/A		
3JSP(+)	18	YL	TXL	2003343C1	3595625C1	1703M	53	N/A		

Circuit Number	Gauge	Color	Insulation	Terminal / Splice Number	Connector Part Number	Connector Number	Cavity	Seal/Sleeve	Lock 1	Lock 2
3M5P(+)	18	YL	TXL	2003343C1	3595625C1	1703M	53	N/A		
3R5P(+)	18	YL	TXL	2003343C1	3595625C1	1703M	53	N/A	1671608C1	
3U5P(+)	18	YL	TXL	2003343C1	3595625C1	1703M	53	N/A		
3W5P(+)	18	YL	TXL	2003343C1	3595625C1	1703M	53	N/A		
3Z5P(+)	18	YL	TXL	2003343C1	3595625C1	1703M	53	N/A		
4E5P(+)	18	YL	TXL	2003343C1	3595625C1	1703M	53	N/A		
4J5P(+)	18	YL	TXL	2003343C1	3595625C1	1703M	53	N/A		
4L5P(+)	18	YL	TXL	2003343C1	3595625C1	1703M	53	N/A		
4N5P(+)	18	YL	TXL	2003343C1	3595625C1	1703M	53	N/A		
6E5S(+)	18	YL	TXL	2003343C1	3595625C1	1703M	53	N/A		
9K5P(+)	18	YL	TXL	2003343C1	3595625C1	1703M	53	N/A		
9L5P(+)	18	YL	TXL	2003343C1	3595625C1	1703M	53	N/A		
9P5P(+)	18	YL	TXL	2003343C1	3595625C1	1703M	53	N/A		
9T5P(+)	18	YL	TXL	2003343C1	3595625C1	1703M	53	N/A	1661376C1	
9V5P(+)	18	YL	TXL	2003343C1	3595625C1	1703M	53	N/A		
9W5P(+)	18	YL	TXL	2003343C1	3595625C1	1703M	53	N/A		
JC5P(+)	18	YL	TXL	2003343C1	3595625C1	1703M	53	N/A		
JD5P(+)	18	YL	TXL	2003343C1	3595625C1	1703M	53	N/A		
JF5P(+)	18	YL	TXL	2003343C1	3595625C1	1703M	53	N/A		
JG5P(+)	18	YL	TXL	2003343C1	3595625C1	1703M	53	N/A		
LC5P(+)	18	YL	TXL	2003343C1	3595625C1	1703M	53	N/A		
LD5P(+)	18	YL	TXL	2003343C1	3595625C1	1703M	53	N/A		
LE5P(+)	18	YL	TXL	2003343C1	3595625C1	1703M	53	N/A		
LF5P(+)	18	YL	TXL	2003343C1	3595625C1	1703M	53	N/A		
LS5P(+)	18	YL	TXL	2003343C1	3595625C1	1703M	53	N/A		
LU5P(+)	18	YL	TXL	2003343C1	3595625C1	1703M	53	N/A		
LV5P(+)	18	YL	TXL	2003343C1	3595625C1	1703M	53	N/A		
PV5P(+)	18	YL	TXL	2003343C1	3595625C1	1703M	53	N/A		
PY5P(+)	18	YL	TXL	2003343C1	3595625C1	1703M	53	N/A		
PZ5P(+)	18	YL	TXL	2003343C1	3595625C1	1703M	53	N/A		
RD5P(+)	18	YL	TXL	2003343C1	3595625C1	1703M	53	N/A		
RG5P(+)	18	YL	TXL	2003343C1	3595625C1	1703M	53	N/A		
RJ5P(+)	18	YL	TXL	2003343C1	3595625C1	1703M	53	N/A		
RM5P(+)	18	YL	TXL	2003343C1	3595625C1	1703M	53	N/A		
RR5P(+)	18	YL	TXL	2003343C1	3595625C1	1703M	53	N/A		
RS5P(+)	18	YL	TXL	2003343C1	3595625C1	1703M	53	N/A		
RU5P(+)	18	YL	TXL	2003343C1	3595625C1	1703M	53	N/A		
RX5P(+)	18	YL	TXL	2003343C1	3595625C1	1703M	53	N/A		
RZ5P(+)	18	YL	TXL	2003343C1	3595625C1	1703M	53	N/A		
SB5P(+)	18	YL	TXL	2003343C1	3595625C1	1703M	53	N/A		
SC5P(+)	18	YL	TXL	2003343C1	3595625C1	1703M	53	N/A		
SD5P(+)	18	YL	TXL	2003343C1	3595625C1	1703M	53	N/A		
SE5P(+)	18	YL	TXL	2003343C1	3595625C1	1703M	53	N/A		
SN5P(+)	18	YL	TXL	2003343C1	3595625C1	1703M	53	N/A		
SP5P(+)	18	YL	TXL	2003343C1	3595625C1	1703M	53	N/A		
SR5P(+)	18	YL	TXL	2003343C1	3595625C1	1703M	53	N/A		
VC5P(+)	18	YL	TXL	2003343C1	3595625C1	1703M	53	N/A		
VD5P(+)	18	YL	TXL	2003343C1	3595625C1	1703M	53	N/A		
VE5P(+)	18	YL	TXL	2003343C1	3595625C1	1703M	53	N/A		
VF5P(+)	18	YL	TXL	2003343C1	3595625C1	1703M	53	N/A		
VG5P(+)	18	YL	TXL	2003343C1	3595625C1	1703M	53	N/A		
VH5P(+)	18	YL	TXL	2003343C1	3595625C1	1703M	53	N/A		
YX5P(+)	18	YL	TXL	2003343C1	3595625C1	1703M	53	N/A		
YZ5P(+)	18	YL	TXL	2003343C1	3595625C1	1703M	53	N/A		
EH97F	16	VT	TXL	3574285C1	3595625C1	1703M	54	N/A		
BF70D	18	OR	TXL	2003343C1	3595625C1	1703M	55	N/A		
BF70E	18	OR	TXL	2003343C1	3595625C1	1703M	56	N/A		
BA88A	18	LTGN	TXL	2003343C1	3595625C1	1703M	59	N/A		
FE88A	18	LTGN	TXL	2003343C1	3595625C1	1703M	59	N/A		
FC88	18	LTGN	TXL	2003343C1	3595625C1	1703M	60	N/A		
FD88	18	LTGN	TXL	2003343C1	3595625C1	1703M	60	N/A		
DS31J	18	TN	TXL	2003343C1	3595625C1	1703M	61	N/A		
1A77	18	LTGN	TXL	3574289C1	3595625C1	1703M	65	N/A		
AA77	18	LTGN	TXL	3574289C1	3595625C1	1703M	65	N/A		
BJ92R2	18	TN	TXL	3574289C1	3595625C1	1703M	66	N/A		
BK92R2	18	TN	TXL	3574289C1	3595625C1	1703M	66	N/A		
BP71AA	16	OR	TXL	3574288C1	3595625C1	1703M	66	N/A		
EY71BB	16	OR	TXL	3574288C1	3595625C1	1703M	66	N/A		
YG82K	16	GY	TXL	3574288C1	3595625C1	1703M	69	N/A		
YH82KA	16	GY	TXL	3574288C1	3595625C1	1703M	69	N/A		
1A82L	16	GY	TXL	3574288C1	3595625C1	1703M	70	N/A		
AA82L	16	GY	TXL	3574288C1	3595625C1	1703M	70	N/A		
1A82J	16	GY	TXL	3574288C1	3595625C1	1703M	72	N/A		
AA82J	16	GY	TXL	3574288C1	3595625C1	1703M	72	N/A	1671608C1	
1A82D	16	GY	TXL	3574288C1	3595625C1	1703M	74	N/A		
AA82D	16	GY	TXL	3574288C1	3595625C1	1703M	74	N/A		
6D13E	16	PK	TXL	3574288C1	3595625C1	1703M	75	N/A		
DY54XA	16	BN	TXL	3574288C1	3595625C1	1703M	76	N/A		
PA54XA	16	BN	TXL	3574288C1	3595625C1	1703M	76	N/A		
BA56B	18	OR	TXL	3544886C1	3612512C1	1800F	A1	N/A		
BA57B	18	OR	TXL	3544886C1	3612512C1	1800F	A2	N/A		
BH11-GA	18	WH	GXL	3544880C1	3612512C1	1800F	A3	N/A		
BJ11-GA	18	WH	GXL	3544880C1	3612512C1	1800F	A3	N/A		
BM11-GA	18	WH	GXL	3544880C1	3612512C1	1800F	A3	N/A		
BN11-GA	18	WH	GXL	3544880C1	3612512C1	1800F	A3	N/A		
BP11-GA	18	WH	GXL	3544880C1	3612512C1	1800F	A3	N/A		
BR11-GA	18	WH	GXL	3544880C1	3612512C1	1800F	A3	N/A		
BH9	18	GY	GXL	3544880C1	3612512C1	1800F	A4	N/A		
BJ9	18	GY	GXL	3544880C1	3612512C1	1800F	A4	N/A		
BM9	18	GY	GXL	3544880C1	3612512C1	1800F	A4	N/A		
BN9	18	GY	GXL	3544880C1	3612512C1	1800F	A4	N/A		
BP9	18	GY	GXL	3544880C1	3612512C1	1800F	A4	N/A		
BR9	18	GY	GXL	3544880C1	3612512C1	1800F	A4	N/A		
BA87E	18	GY	TXL	3544880C1	3612512C1	1800F	A5	N/A		
[BF94MN]	14	-	TXL	3544881C1	3612512C1	1800F	A6	N/A		
BA52B	18	YL	TXL	3544886C1	3612512C1	1800F	A7	N/A		
BA102A	18	YL	TXL	3544886C1	3612512C1	1800F	A8	N/A		
BA82C	18	GY	TXL	3544886C1	3612512C1	1800F	B1	N/A		
BH85A	20	GY	TXL	3544885C1	3612512C1	1800F	B10	N/A		
BJ85A	20	GY	TXL	3544885C1	3612512C1	1800F	B10	N/A		
BM85A	20	GY	TXL	3544885C1	3612512C1	1800F	B10	N/A		
BN85A	20	GY	TXL	3544885C1	3612512C1	1800F	B10	N/A		
BP85A	20	GY	TXL	3544885C1	3612512C1	1800F	B10	N/A		
BR85A	20	GY	TXL	3544885C1	3612512C1	1800F	B10	N/A		
BH100	20	GY	TXL	3544885C1	3612512C1	1800F	B11	N/A		
BM100	20	GY	TXL	3544885C1	3612512C1	1800F	B11	N/A		
BN100	20	GY	TXL	3544885C1	3612512C1	1800F	B11	N/A		
BP100	20	GY	TXL	3544885C1	3612512C1	1800F	B11	N/A		
BH97	20	GY	TXL	3544885C1	3612512C1	1800F	B12	N/A		
BJ97	20	GY	TXL	3544885C1	3612512C1	1800F	B12	N/A		
BM97	20	GY	TXL	3544885C1	3612512C1	1800F	B12	N/A		
BN97	20	GY	TXL	3544885C1	3612512C1	1800F	B12	N/A		
BP97	20	GY	TXL	3544885C1	3612512C1	1800F	B12	N/A		
BR97	20	GY	TXL	3544885C1	3612512C1	1800F	B12	N/A		
BA40A	18	GY	GXL	3544886C1	3612512C1	1800F	B2	N/A		

Circuit Number	Gauge	Color	Insulation	Terminal / Splice Number	Connector Part Number	Connector Number	Cavity	Seal/Sleeve	Lock 1	Lock 2
BA6	18	GY	GXL	3544886C1	3612512C1	1800F	B3	N/A		
BD97B	18	VT	GXL	3544886C1	3612512C1	1800F	B4	N/A		
BD99D	18	VT/WH	GXL	3544886C1	3612512C1	1800F	B5	N/A		
BD97N	18	VT	GXL	3544886C1	3612512C1	1800F	B6	N/A		
BA44	18	GY	GXL	3544886C1	3612512C1	1800F	B7	N/A		
BC70A	18	OR	GXL	3544886C1	3612512C1	1800F	B8	N/A		
BM70A	18	OR	GXL	3544886C1	3612512C1	1800F	B8	N/A		
BN70A	18	OR	GXL	3544886C1	3612512C1	1800F	B8	N/A		
BA70	18	OR	GXL	3544886C1	3612512C1	1800F	B9	N/A		
BA82B	18	GY	TXL	3544886C1	3612512C1	1800F	C1	N/A		
BE94SZ	18	GY	GXL	3544886C1	3612512C1	1800F	C10	N/A		
BN97A	18	VT	GXL	3544886C1	3612512C1	1800F	C11	N/A		
BP97A	18	VT	GXL	3544886C1	3612512C1	1800F	C11	N/A		
BR97A	18	VT	GXL	3544886C1	3612512C1	1800F	C11	N/A		
BA40	18	GY	GXL	3544886C1	3612512C1	1800F	C12	N/A		
BA40B	18	GY	GXL	3544886C1	3612512C1	1800F	C2	N/A		
BE94SV	18	GY	GXL	3544886C1	3612512C1	1800F	C3	N/A		
BD99B	18	VT/WH	GXL	3544886C1	3612512C1	1800F	C4	N/A		
BD97C	18	VT/BK	GXL	3544886C1	3612512C1	1800F	C5	N/A		
BD97M	18	VT/BK	GXL	3544886C1	3612512C1	1800F	C6	N/A		
BA82A	18	GY	TXL	3544886C1	3612512C1	1800F	C9	N/A		
BB70E	18	OR	GXL	3544886C1	3612512C1	1800F	D1	N/A		
BB70D	18	GY	GXL	3544886C1	3612512C1	1800F	D2	N/A		
BH62DD	20	DKBL	TXL	3544879C1	3612512C1	1800F	D3	N/A		
BJ62DD	20	DKBL	TXL	3544879C1	3612512C1	1800F	D3	N/A		
BM62DD	20	DKBL	TXL	3544879C1	3612512C1	1800F	D3	N/A		
BN62DD	20	DKBL	TXL	3544879C1	3612512C1	1800F	D3	N/A		
BP62DD	20	DKBL	TXL	3544879C1	3612512C1	1800F	D3	N/A		
BR62DD	20	DKBL	TXL	3544879C1	3612512C1	1800F	D3	N/A		
BE94SE	18	GY	GXL	3544880C1	3612512C1	1800F	D5	N/A		
[BF94-G]	14	-	TXL	3544881C1	3612512C1	1800F	D5	N/A		
BE94SF	18	GY	GXL	3544880C1	3612512C1	1800F	D6	N/A		
[BF94BYF]	14	-	TXL	3544881C1	3612512C1	1800F	D6	N/A		
BN17A	18	PK	GXL	3544886C1	3612512C1	1800F	D7	N/A		
BP17A	18	PK	GXL	3544886C1	3612512C1	1800F	D7	N/A		
BR17A	18	PK	GXL	3544886C1	3612512C1	1800F	D7	N/A		
BN17AA	18	PK	GXL	3544886C1	3612512C1	1800F	D8	N/A		
BP17AA	18	PK	GXL	3544886C1	3612512C1	1800F	D8	N/A		
BR17AA	18	PK	GXL	3544886C1	3612512C1	1800F	D8	N/A		
BE94SA	20	GY	TXL	3534481C1	1667529C1	1820F	A	N/A		
BE94SB	20	GY	TXL	3534481C1	1667529C1	1820F	B	N/A		
BE94SC	20	GY	TXL	3534481C1	1667529C1	1820F	C	N/A		
BE94SD	20	GY	TXL	3534481C1	1667529C1	1820F	D	N/A		
XD94SNB	18	GY	TXL	1661261C1	1667305C1	1820M	A	N/A		
XZ94SA	18	GY	TXL	1661261C1	1667305C1	1820M	A	N/A		
XD94SPB	18	GY	TXL	1661261C1	1667305C1	1820M	B	N/A		
XZ94SB	18	GY	TXL	1661261C1	1667305C1	1820M	B	N/A		
XD94SRB	18	GY	TXL	1661261C1	1667305C1	1820M	C	N/A		
XZ94SC	18	GY	TXL	1661261C1	1667305C1	1820M	C	N/A		
XD94SSB	18	GY	TXL	1661261C1	1667305C1	1820M	D	N/A		
XZ94SD	18	GY	TXL	1661261C1	1667305C1	1820M	D	N/A		
BG94SS	20	GY	TXL	3602660C1	3889458C1	1821A	1	N/A		
BG94ST	20	GY	TXL	3602660C1	3889458C1	1821A	2	N/A		
BG94ST	20	GY	TXL	3602660C1	3889458C1	1821A	3	N/A		
BG94SR	20	GY	TXL	3602660C1	3889458C1	1821A	4	N/A		
BG94SN	20	GY	TXL	3602660C1	3889458C1	1821A	5	N/A		
BG94SP	20	GY	TXL	3602660C1	3889458C1	1821A	6	N/A		
BK92#134	18	TN	TXL	3544884C1	4064551C1	1825F	B	N/A		
XX92	18	TN	TXL	3544884C1	4064551C1	1825F	C	N/A		
XX9ZA	18	GY	TXL	3544884C1	4064551C1	1825F	D	N/A		
BK5FA(+)	18	YL	TXL	3544884C1	4064551C1	1825F	E	N/A		
BK5FA(-)	18	GN	TXL	3544884C1	4064551C1	1825F	F	N/A		
BK62DC	18	DKBL	TXL	3544884C1	4064551C1	1825F	G	N/A		
BK92-GAH	18	WH	TXL	3544884C1	4064551C1	1825F	H	N/A		
KY95W	18	TN	GXL	3526966C1	3977821C1	1874A	1	N/A		
KY95-GG	18	WH	GXL	3526966C1	3977821C1	1874A	2	N/A		
GA95W	20	TN	GXL	3561584C1	3590390C1	1874B	1	3536867C1		
GA95-GF	20	WH	GXL	3561584C1	3590390C1	1874B	2	3536867C1		
VE95W	18	TN	TXL	3561584C1	3590390C1	1874C	1	3536867C1		
VE95-GF	18	WH	TXL	3561584C1	3590390C1	1874C	2	3536867C1		
3N86CC	14	LTGN	TXL	3534165C1	3613000C1	1901A	A	N/A		
AE86C2	14	LTGN	TXL	3534165C1	3613000C1	1901A	A	N/A		
CL84B	14	LTGN	TXL	3534165C1	3613000C1	1901A	A	N/A		
3N11-GCF	14	WH	TXL	3534165C1	3613000C1	1901A	C	N/A		
AE11-GCE	14	WH	TXL	3534165C1	3613000C1	1901A	C	N/A		
CL84-GAB	14	WH	TXL	3534165C1	3613000C1	1901A	C	N/A		
3S11-GUC	20	WH	TXL	3598294C1	3768147C1	1905A	1	N/A	3543731C1	
CL11-GUB	20	WH	TXL	3598294C1	3768147C1	1905A	1	N/A		
3S13UC	20	PK	TXL	3598294C1	3768147C1	1905A	2	N/A		
CL13UB	20	PK	TXL	3598294C1	3768147C1	1905A	2	N/A		
58C	16	BN	TXL	1661262C1	1661891C1	1906F	A	N/A		
58-GC	16	WH	TXL	1661262C1	1661891C1	1906F	B	N/A		
58C	16	BN	TXL	1661261C1	1661889C1	1906M	A	N/A		
58-GC	16	WH	TXL	1661261C1	1661889C1	1906M	B	N/A		
MB14ED	16	RD	TXL	1661212C1	1661199C1	1918A	A	N/A		
MB13EE	16	PK	TXL	1661212C1	1661199C1	1918A	B	N/A		
MB11-GBE	16	WH	TXL	1661212C1	1661199C1	1918A	C	N/A		
KC14ED	16	RD	TXL	1661212C1	1661199C1	1918B	A	N/A		
KC13EE	16	PK	TXL	1661212C1	1661199C1	1918B	B	N/A		
KC11-GBE	16	WH	TXL	1661212C1	1661199C1	1918B	C	N/A		
MB86RCD	18	LTGN	TXL	1661212C1	2005836C1	1919A	A	N/A		
MB11-GMW	20	WH	TXL	3539945C1	2005836C1	1919A	B	N/A		
MB3BD(+)	18	DKBL	TXL	1661212C1	2005836C1	1919A	C	N/A		
MB3BD(-)	18	GY	TXL	1661212C1	2005836C1	1919A	D	N/A		
MB86-GND	18	WH	TXL	1661212C1	2005836C1	1919A	E	N/A		
MB86HA	18	LTGN	TXL	1661212C1	2005836C1	1919A	F	N/A		
MB86JA	18	LTGN	TXL	1661212C1	2005836C1	1919A	G	N/A		
KC3BD(+)	18	DKBL	TXL	1661212C1	2005836C1	1919B	C	N/A		
KC3BD(-)	18	GY	TXL	1661212C1	2005836C1	1919B	D	N/A		
2H5K(+)	20	YL	193	3598294C1	4110679C1	1931A	1	N/A		
2J5P(+)	20	YL	193	3598294C1	4110679C1	1931A	1	N/A		
2L5PJ(+)	20	YL	193	3598294C1	4110679C1	1931A	1	N/A		
2M5J(+)	20	YL	193	3598294C1	4110679C1	1931A	1	N/A		
2W5J(+)	20	YL	193	3598294C1	4110679C1	1931A	1	N/A		
2Y5J(+)	20	YL	193	3598294C1	4110679C1	1931A	1	N/A		
2Z5PJ(+)	20	YL	193	3598294C1	4110679C1	1931A	1	N/A		
3C5L(+)	20	YL	193	3598294C1	4110679C1	1931A	1	N/A		
3E5K(+)	20	YL	193	3598294C1	4110679C1	1931A	1	N/A		
3J5T(+)	20	YL	193	3598294C1	4110679C1	1931A	1	N/A		
3R5K(+)	20	YL	193	3598294C1	4110679C1	1931A	1	N/A		
3U5M(+)	20	YL	193	3598294C1	4110679C1	1931A	1	N/A		
3W5M(+)	20	YL	193	3598294C1	4110679C1	1931A	1	N/A		
4E5P(+)	20	YL	193	3598294C1	4110679C1	1931A	1	N/A		
4J5P(+)	20	YL	193	3598294C1	4110679C1	1931A	1	N/A		
4L5J(+)	20	YL	193	3598294C1	4110679C1	1931A	1	N/A		

Circuit Number	Gauge	Color	Insulation	Terminal / Splice Number	Connector Part Number	Connector Number	Cavity	Seal/Sleeve	Lock 1	Lock 2
4NSJ(+)	20	YL	193	3598294C1	4110679C1	1931A	1	N/A		
6ESP(+)	20	YL	193	3598294C1	4110679C1	1931A	1	N/A		
LESM(+)	20	YL	193	3598294C1	4110679C1	1931A	1	N/A		
LSSL(+)	20	YL	193	3598294C1	4110679C1	1931A	1	N/A		
LUSM(+)	20	YL	193	3598294C1	4110679C1	1931A	1	N/A		
LVSM(+)	20	YL	193	3598294C1	4110679C1	1931A	1	N/A		
PVSPJ(+)	20	YL	193	3598294C1	4110679C1	1931A	1	N/A		
PYSK(+)	20	YL	193	3598294C1	4110679C1	1931A	1	N/A		
PZSPJ(+)	20	YL	193	3598294C1	4110679C1	1931A	1	N/A		
RDSPJ(+)	20	YL	193	3598294C1	4110679C1	1931A	1	N/A		
RGSJ(+)	20	YL	193	3598294C1	4110679C1	1931A	1	N/A		
RJSJ(+)	20	YL	193	3598294C1	4110679C1	1931A	1	N/A		
RMSJ(+)	20	YL	193	3598294C1	4110679C1	1931A	1	N/A		
RRSJ(+)	20	YL	193	3598294C1	4110679C1	1931A	1	N/A		
RSSPJ(+)	20	YL	193	3598294C1	4110679C1	1931A	1	N/A		
RUSL(+)	20	YL	193	3598294C1	4110679C1	1931A	1	N/A		
RXSPJ(+)	20	YL	193	3598294C1	4110679C1	1931A	1	N/A		
RZSJ(+)	20	YL	193	3598294C1	4110679C1	1931A	1	N/A		
SBSK(+)	20	YL	193	3598294C1	4110679C1	1931A	1	N/A		
SCST(+)	20	YL	193	3598294C1	4110679C1	1931A	1	N/A		
SDSK(+)	20	YL	193	3598294C1	4110679C1	1931A	1	N/A		
SESM(+)	20	YL	193	3598294C1	4110679C1	1931A	1	N/A		
VESL(+)	20	YL	193	3598294C1	4110679C1	1931A	1	N/A		
VGSM(+)	20	YL	193	3598294C1	4110679C1	1931A	1	N/A		
YZSM(+)	20	YL	193	3598294C1	4110679C1	1931A	1	N/A		
2HSK(-)	20	GN	193	3598294C1	4110679C1	1931A	8	N/A		
2JSPJ(-)	20	GN	193	3598294C1	4110679C1	1931A	8	N/A		
2LSPJ(-)	20	GN	193	3598294C1	4110679C1	1931A	8	N/A		
2MSJ(-)	20	GN	193	3598294C1	4110679C1	1931A	8	N/A		
2WSJ(-)	20	GN	193	3598294C1	4110679C1	1931A	8	N/A		
2YSJ(-)	20	GN	193	3598294C1	4110679C1	1931A	8	N/A		
2ZSPJ(-)	20	GN	193	3598294C1	4110679C1	1931A	8	N/A		
3CSL(-)	20	GN	193	3598294C1	4110679C1	1931A	8	N/A		
3ESK(-)	20	GN	193	3598294C1	4110679C1	1931A	8	N/A		
3JST(-)	20	GN	193	3598294C1	4110679C1	1931A	8	N/A		
3RSK(-)	20	GN	193	3598294C1	4110679C1	1931A	8	N/A		
3USM(-)	20	GN	193	3598294C1	4110679C1	1931A	8	N/A		
3WSM(-)	20	GN	193	3598294C1	4110679C1	1931A	8	N/A		
4ESPJ(-)	20	GN	193	3598294C1	4110679C1	1931A	8	N/A	3765547C1	3765565C1
4JSPJ(-)	20	GN	193	3598294C1	4110679C1	1931A	8	N/A		
4LSJ(-)	20	GN	193	3598294C1	4110679C1	1931A	8	N/A		
4NSJ(-)	20	GN	193	3598294C1	4110679C1	1931A	8	N/A		
6ESP(-)	20	GN	193	3598294C1	4110679C1	1931A	8	N/A		
LESM(-)	20	GN	193	3598294C1	4110679C1	1931A	8	N/A		
LSSL(-)	20	GN	193	3598294C1	4110679C1	1931A	8	N/A		
LUSM(-)	20	GN	193	3598294C1	4110679C1	1931A	8	N/A		
LVSM(-)	20	GN	193	3598294C1	4110679C1	1931A	8	N/A		
PVSPJ(-)	20	GN	193	3598294C1	4110679C1	1931A	8	N/A		
PYSK(-)	20	GN	193	3598294C1	4110679C1	1931A	8	N/A		
PZSPJ(-)	20	GN	193	3598294C1	4110679C1	1931A	8	N/A		
RDSPJ(-)	20	GN	193	3598294C1	4110679C1	1931A	8	N/A		
RGSJ(-)	20	GN	193	3598294C1	4110679C1	1931A	8	N/A		
RJSJ(-)	20	GN	193	3598294C1	4110679C1	1931A	8	N/A		
RMSJ(-)	20	GN	193	3598294C1	4110679C1	1931A	8	N/A		
RRSJ(-)	20	GN	193	3598294C1	4110679C1	1931A	8	N/A		
RSSPJ(-)	20	GN	193	3598294C1	4110679C1	1931A	8	N/A		
RUSL(-)	20	GN	193	3598294C1	4110679C1	1931A	8	N/A		
RXSPJ(-)	20	GN	193	3598294C1	4110679C1	1931A	8	N/A		
RZSJ(-)	20	GN	193	3598294C1	4110679C1	1931A	8	N/A		
SBSK(-)	20	GN	193	3598294C1	4110679C1	1931A	8	N/A		
SCST(-)	20	GN	193	3598294C1	4110679C1	1931A	8	N/A		
SDSK(-)	20	GN	193	3598294C1	4110679C1	1931A	8	N/A		
SESM(-)	20	GN	193	3598294C1	4110679C1	1931A	8	N/A		
VESL(-)	20	GN	193	3598294C1	4110679C1	1931A	8	N/A		
VGSM(-)	20	GN	193	3598294C1	4110679C1	1931A	8	N/A		
YZSM(-)	20	GN	193	3598294C1	4110679C1	1931A	8	N/A		
XF11-GX	20	WH	TXL	3598294C1	4110679C1	1931A	13	N/A		
XF14L	20	RD	TXL	3598294C1	4110679C1	1931A	14	N/A		
DL11-GBE	14	WH	TXL	1661213C1	3554818C1	1934M	A	N/A		
JV11-GA	18	WH	TXL	1661212C1	3554818C1	1934M	A	N/A		
KL11-GA	18	WH	TXL	1661212C1	3554818C1	1934M	A	N/A		
RH11-GBE	14	WH	TXL	1661213C1	3554818C1	1934M	A	N/A		
DL14EA	14	RD	TXL	1661213C1	3554818C1	1934M	B	N/A		
JV14C	18	RD	TXL	1661212C1	3554818C1	1934M	B	N/A		
KL14C	18	RD	TXL	1661212C1	3554818C1	1934M	B	N/A		
RH14EA	14	RD	TXL	1661213C1	3554818C1	1934M	B	N/A		
ASSBE(+)	18	YL	TXL	3535303C1	3683465C1	1935M	A	3535424C1		
BVSBS(+)	18	YL	TXL	3535303C1	3683465C1	1935M	A	3535424C1		
FHSBS(+)	18	YL	TXL	3535303C1	3683465C1	1935M	A	3535424C1		
PSSBE(+)	18	YL	TXL	3535303C1	3683465C1	1935M	A	3535424C1		
ASSBE(-)	18	GN	TXL	3535303C1	3683465C1	1935M	B	3535424C1		
BVSBS(-)	18	GN	TXL	3535303C1	3683465C1	1935M	B	3535424C1		
FHSBS(-)	18	GN	TXL	3535303C1	3683465C1	1935M	B	3535424C1		
PSSBE(-)	18	GN	TXL	3535303C1	3683465C1	1935M	B	3535424C1		
3LSBE(+)	18	YL	TXL	3535303C1	3683465C1	1935N	A	3535424C1		
ARSBE(+)	18	YL	TXL	3535303C1	3683465C1	1935N	A	3535424C1		
BRSBE(+)	18	YL	TXL	3535303C1	3683465C1	1935N	A	3535424C1		
NRSBE(+)	18	YL	TXL	3535303C1	3683465C1	1935N	A	3535424C1		
3LSBE(-)	18	GN	TXL	3535303C1	3683465C1	1935N	B	3535424C1		
ARSBE(-)	18	GN	TXL	3535303C1	3683465C1	1935N	B	3535424C1		
BRSBE(-)	18	GN	TXL	3535303C1	3683465C1	1935N	B	3535424C1		
NRSBE(-)	18	GN	TXL	3535303C1	3683465C1	1935N	B	3535424C1		
SFS9DA	18	GY	TXL	587576C1	58756BC91	1936M	A	3517771C1		
RKS9EA	18	GY	TXL	587576C1	58756BC91	1936M	B	3517771C1		
KSSBF(+)	18	YL	TXL	1661875C1	1667741C1	1937M	A	3568570C1		
KSSBF(-)	18	GN	TXL	1661875C1	1667741C1	1937M	C	3568570C1		
KRSBF(+)	18	YL	TXL	1661875C1	1667741C1	1937N	A	3568570C1		
RYSBF(+)	18	YL	TXL	1661875C1	1667741C1	1937N	A	3568570C1		
KRSBF(-)	18	GN	TXL	1661875C1	1667741C1	1937N	C	3568570C1		
RYSBF(-)	18	GN	TXL	1661875C1	1667741C1	1937N	C	3568570C1		
KBSU(+)	18	YL	TXL	1661875C1	1667741C1	1937P	A	3568570C1		
KDSU(+)	18	YL	TXL	1661875C1	1667741C1	1937P	A	3568570C1		
KBSU(-)	18	GN	TXL	1661875C1	1667741C1	1937P	C	3568570C1		
KDSU(-)	18	GN	TXL	1661875C1	1667741C1	1937P	C	3568570C1		
KGSI(-)	18	GN	TXL	2005483C1	3616085C1	1939A	2	N/A		
AD5(-)	18	GN	TXL	2005483C1	3616085C1	1939A	2	N/A		
JV13B	18	PK	TXL	2005483C1	3616085C1	1939A	3	N/A		
AE13B	18	PK	TXL	2005483C1	3616085C1	1939A	3	N/A		
JV11-GB	16	WH	TXL	2005483C1	3616085C1	1939A	4	N/A		
AE11-GB	16	WH	TXL	2005483C1	3616085C1	1939A	4	N/A		
JV14A	18	RD	TXL	2005483C1	3616085C1	1939A	5	N/A		
AE14A	18	RD	GXL	2005483C1	3616085C1	1939A	5	N/A		
KGSI(+)	18	YL	TXL	2005483C1	3616085C1	1939A	7	N/A		
AD5(+)	18	YL	TXL	2005483C1	3616085C1	1939A	7	N/A		
JMSBB(+)	18	YL	TXL	3683464C1	3683465C1	1939B	A	3535424C1		

Circuit Number	Gauge	Color	Insulation	Terminal / Splice Number	Connector Part Number	Connector Number	Cavity	Seal/Sleeve	Lock 1	Lock 2
JN5BB(+)	18	YL	TXL	3683464C1	3683465C1	1939B	A	3535424C1		
JP5BB(+)	18	YL	TXL	3683464C1	3683465C1	1939B	A	3535424C1		
JR5BB(+)	18	YL	TXL	3683464C1	3683465C1	1939B	A	3535424C1		
JM5BB(-)	18	LTGN	TXL	3683464C1	3683465C1	1939B	B	3535424C1		
JN5BB(-)	18	LTGN	TXL	3683464C1	3683465C1	1939B	B	3535424C1		
JP5BB(-)	18	LTGN	TXL	3683464C1	3683465C1	1939B	B	3535424C1		
JR5BB(-)	18	LTGN	TXL	3683464C1	3683465C1	1939B	B	3535424C1		
JM5BG(+)	18	YL	TXL	3683464C1	3683465C1	1939C	A	3535424C1		
JN5BH(+)	18	YL	TXL	3683464C1	3683465C1	1939C	A	3535424C1		
JP5BJ(+)	18	YL	TXL	3683464C1	3683465C1	1939C	A	3535424C1		
JR5BJ(+)	18	YL	TXL	3683464C1	3683465C1	1939C	A	3535424C1		
JM5BG(-)	18	LTGN	TXL	3683464C1	3683465C1	1939C	B	3535424C1		
JN5BH(-)	18	LTGN	TXL	3683464C1	3683465C1	1939C	B	3535424C1		
JP5BJ(-)	18	LTGN	TXL	3683464C1	3683465C1	1939C	B	3535424C1		
JR5BJ(-)	18	LTGN	TXL	3683464C1	3683465C1	1939C	B	3535424C1		
4B5AB(+)	18	YL	TXL	3683464C1	3683465C1	1939D	A	3535424C1		
4C5AB(-)	18	GN	TXL	3683464C1	3683465C1	1939D	A	3535424C1		
GZ5AB(+)	18	YL	TXL	3683464C1	3683465C1	1939D	A	3535424C1		
JK5AB(+)	18	YL	TXL	3683464C1	3683465C1	1939D	A	3535424C1		
4B5AB(-)	18	GN	TXL	3683464C1	3683465C1	1939D	B	3535424C1		
4C5AB(+)	18	YL	TXL	3683464C1	3683465C1	1939D	B	3535424C1		
GZ5AB(-)	18	GN	TXL	3683464C1	3683465C1	1939D	B	3535424C1		
JK5AB(-)	18	GN	TXL	3683464C1	3683465C1	1939D	B	3535424C1		
4B5AG(+)	18	YL	TXL	3683464C1	3683465C1	1939E	A	3535424C1		
4C5AG(+)	18	YL	TXL	3683464C1	3683465C1	1939E	A	3535424C1		
4R5AB(+)	18	YL	TXL	3683464C1	3683465C1	1939E	A	3535424C1		
4T5AB(+)	18	YL	TXL	3683464C1	3683465C1	1939E	A	3535424C1		
GZ5AG(+)	18	YL	TXL	3683464C1	3683465C1	1939E	A	3535424C1		
JK5AG(+)	18	YL	TXL	3683464C1	3683465C1	1939E	A	3535424C1		
KP5AB(+)	18	YL	TXL	3683464C1	3683465C1	1939E	A	3535424C1		
KU5AB(+)	18	YL	TXL	3683464C1	3683465C1	1939E	A	3535424C1		
LN5AB(+)	18	YL	TXL	3683464C1	3683465C1	1939E	A	3535424C1		
4B5AG(-)	18	GN	TXL	3683464C1	3683465C1	1939E	B	3535424C1		
4C5AG(-)	18	GN	TXL	3683464C1	3683465C1	1939E	B	3535424C1		
4R5AB(-)	18	GN	TXL	3683464C1	3683465C1	1939E	B	3535424C1		
4T5AB(-)	18	GN	TXL	3683464C1	3683465C1	1939E	B	3535424C1		
GZ5AG(-)	18	GN	TXL	3683464C1	3683465C1	1939E	B	3535424C1		
JK5AG(-)	18	GN	TXL	3683464C1	3683465C1	1939E	B	3535424C1		
KP5AB(-)	18	GN	TXL	3683464C1	3683465C1	1939E	B	3535424C1		
KU5AB(-)	18	GN	TXL	3683464C1	3683465C1	1939E	B	3535424C1		
LN5AB(-)	18	GN	TXL	3683464C1	3683465C1	1939E	B	3535424C1		
DL3BD(+)	18	DKBL	TXL	3727971C1	3553404C1	1939M	4	N/A		
DL3BD(-)	18	GY	TXL	3727971C1	3553404C1	1939M	5	N/A		
LP5BF(-)	18	GN	TXL	3727971C1	3553404C1	1939M	11	N/A		
LP5BF(+)	18	YL	TXL	3727971C1	3553404C1	1939M	12	N/A		
YD67V	18	GY	GXL	1680206C1	3673259C1	1942F	1	N/A		
YD67W	18	GY	GXL	1680206C1	3673259C1	1942F	2	N/A		
YD67U	18	GY	GXL	1680206C1	3673259C1	1942F	3	N/A		
ZD57AAA	20	OR	TXL	3754236C1	3673259C1	1942F	4	N/A		
HN75AG	20	LTGN	TXL	3534481C1	3515763C1	1946F	A	N/A		
HN75AF	20	LTGN	TXL	3534481C1	3515763C1	1946F	B	N/A		
HN75AR	20	LTGN	TXL	3534481C1	3515763C1	1946F	C	N/A		
HN75-GAS	20	WH	TXL	3534481C1	3515763C1	1946F	D	N/A		
HN77NE	20	LTGN	TXL	3534481C1	3515763C1	1946F	E	N/A		
HN77NF	20	LTGN	TXL	3534481C1	3515763C1	1946F	F	N/A		
HN6ZJ	20	DKBL	TXL	3534481C1	3515763C1	1946F	G	N/A		
BD75AGA	18	LTGN	TXL	1661261C1	3515762C1	1946M	A	N/A		
BD75AFA	18	LTGN	TXL	1661261C1	3515762C1	1946M	B	N/A		
BD75ARA	18	LTGN	TXL	1661261C1	3515762C1	1946M	C	N/A		
BD75-GASA	18	WH	GXL	1661261C1	3515762C1	1946M	D	N/A		
BD77NEA	18	LTGN	TXL	1661261C1	3515762C1	1946M	E	N/A		
BD77NFA	18	LTGN	TXL	1661261C1	3515762C1	1946M	F	N/A		
BD6ZJ	18	DKBL	GXL	1661261C1	3515762C1	1946M	G	N/A		
14CSB2	20	RD	TXL	6127313C1	4061584C1	1979A	1	N/A		
14CSB2	20	RD	TXL	6127313C1	4061584C1	1979A	1	N/A		
14CSB2	20	RD	TXL	6127313C1	4061584C1	1979A	1	N/A		
5CE(-)	20	GN	193	6127313C1	4061584C1	1979A	3	N/A		
5CE(-)	20	GN	193	6127313C1	4061584C1	1979A	3	N/A		
5CE(-)	20	GN	193	6127313C1	4061584C1	1979A	3	N/A		
5CE(+)	20	YL	193	6127313C1	4061584C1	1979A	4	N/A		
5CE(+)	20	YL	193	6127313C1	4061584C1	1979A	4	N/A		
5CE(+)	20	YL	193	6127313C1	4061584C1	1979A	4	N/A		
5DB(-)	20	GN	193	6127313C1	4061584C1	1979A	6	N/A		
5DB(-)	20	GN	193	6127313C1	4061584C1	1979A	6	N/A		
5DB(-)	20	GN	193	6127313C1	4061584C1	1979A	6	N/A		
5DB(+)	20	YL	193	6127313C1	4061584C1	1979A	7	N/A		
5DB(+)	20	YL	193	6127313C1	4061584C1	1979A	7	N/A		
5DB(+)	20	YL	193	6127313C1	4061584C1	1979A	7	N/A		
11COG2	20	WH	TXL	6127313C1	4061584C1	1979A	8	N/A		
11COG2	20	WH	TXL	6127313C1	4061584C1	1979A	8	N/A		
11COG2	20	WH	TXL	6127313C1	4061584C1	1979A	8	N/A		
13COG2	20	PK	TXL	6127313C1	4061584C1	1979A	9	N/A		
13COG2	20	PK	TXL	6127313C1	4061584C1	1979A	9	N/A		
13COG2	20	PK	TXL	6127313C1	4061584C1	1979A	9	N/A		
11COG1	20	WH	TXL	4062808C1	6137618C92	1979M	2	N/A		
13COG1	20	PK	TXL	4062808C1	6137618C92	1979M	3	N/A		
5CC(+)	20	YL	193	4062808C1	6137618C92	1979M	4	N/A		
5CC(-)	20	GN	193	4062808C1	6137618C92	1979M	5	N/A		
GREENL	20	LTGN	TXL	4062808C1	6137618C92	1979M	13	N/A		
YELLOWL	20	YL	TXL	4062808C1	6137618C92	1979M	14	N/A		
GREENR	20	LTGN	TXL	4062808C1	6137618C92	1979M	15	N/A		
YELLOWR	20	YL	TXL	4062808C1	6137618C92	1979M	16	N/A		
YX5T(+)	18	YL	TXL	1651969C1	3601924C1	1982A	1	N/A		
YZ5T(+)	18	YL	TXL	1651969C1	3601924C1	1982A	1	N/A		
YX5T(-)	18	GN	TXL	1651969C1	3601924C1	1982A	2	N/A		
YZ5T(-)	18	GN	TXL	1651969C1	3601924C1	1982A	2	N/A		
YX5T(+)	18	YL	TXL	1651969C1	3601924C1	1982A	3	N/A		
YZ5T(+)	18	YL	TXL	1651969C1	3601924C1	1982A	3	N/A		
YX5T(-)	18	GN	TXL	1651969C1	3601924C1	1982A	4	N/A		
YZ5T(-)	18	GN	TXL	1651969C1	3601924C1	1982A	4	N/A		
JS1B	14	TN	GXL	1661707C1	3565207C1	1F	A	SWS_N_REQ		
JS1B	16	RD	TXL	1661707C1	3565207C1	1F	A	SWS_N_REQ		
JS1A	14	LTBL	GXL	1661707C1	3565207C1	1F	B	SWS_N_REQ		
JS1A	16	RD	TXL	1661707C1	3565207C1	1F	B	SWS_N_REQ		
CF14SD	18	RD	TXL	3722128C1		1TB1	1	2644038R1		
CF70E	18	OR	TXL	3722128C1		1TB2	1	2644038R1	1661263C1	
DS8T	18	BN	GXL	3544691C1	3544687C1	2000F	1	N/A		
DS8T	18	BN	GXL	3544691C1	3544687C1	2000F	1	N/A		
DS8T	18	BN	GXL	3544691C1	3544687C1	2000F	1	N/A		
DB6C	18	LTGN	GXL	3544691C1	3544689C1	2000F	1	N/A		
DS8T	18	BN	GXL	3544691C1	3544687C1	2000F	1	N/A		
DS8T	18	BN	GXL	3544691C1	3544687C1	2000F	1	N/A		
DB6F	16	LTGN	TXL	3544693C1	3544687C1	2000F	2	N/A		
DB6F	16	LTGN	GXL	3544693C1	3544687C1	2000F	2	N/A		
DB6F	16	LTGN	GXL	3544693C1	3544687C1	2000F	2	N/A		

Circuit Number	Gauge	Color	Insulation	Terminal / Splice Number	Connector Part Number	Connector Number	Cavity	Seal/Sleeve	Lock 1	Lock 2
D63-GA	18	WH	GXL	3544691C1	3544689C1	2000F	2	N/A		
D86F	16	LTGN	GXL	3544693C1	3544687C1	2000F	2	N/A		
D86F	16	LTGN	TXL	3544693C1	3544687C1	2000F	2	N/A		
D63-GA	16	WH	GXL	3544693C1	3544687C1	2000F	3	N/A		
D63-GA	16	WH	GXL	3544693C1	3544687C1	2000F	3	N/A		
D63-GA	16	WH	GXL	3544693C1	3544687C1	2000F	3	N/A		
D63A	18	DKBL	GXL	3544691C1	3544689C1	2000F	3	N/A		
D63-GA	16	WH	GXL	3544693C1	3544687C1	2000F	3	N/A		
D63-GA	16	WH	GXL	3544693C1	3544687C1	2000F	3	N/A		
D63D	18	DKBL	GXL	3544691C1	3544687C1	2000F	4	N/A		
D63D	18	DKBL	GXL	3544691C1	3544687C1	2000F	4	N/A		
D63D	18	DKBL	GXL	3544691C1	3544687C1	2000F	4	N/A		
D86E	18	LTGN	GXL	3544691C1	3544689C1	2000F	4	N/A		
D63D	18	DKBL	GXL	3544691C1	3544687C1	2000F	4	N/A		
D63D	18	DKBL	GXL	3544691C1	3544687C1	2000F	4	N/A		
D63E	18	DKBL	GXL	3544691C1	3544687C1	2000F	5	N/A		
D63E	18	DKBL	GXL	3544691C1	3544687C1	2000F	5	N/A		
D63E	18	DKBL	GXL	3544691C1	3544687C1	2000F	5	N/A		
D86D	18	LTGN	GXL	3544691C1	3544689C1	2000F	5	N/A		
D63E	18	DKBL	GXL	3544691C1	3544687C1	2000F	5	N/A		
D63E	18	DKBL	GXL	3544691C1	3544687C1	2000F	5	N/A		
YELLOWLR	20	YL	TXL	3544691C1	3544687C1	2000F	6	N/A		
D63E	18	DKBL	GXL	3544691C1	3544689C1	2000F	6	N/A		
GREENL	20	LTGN	TXL	3544691C1	3544687C1	2000F	7	N/A		
5CB(-)	18	GN	TXL	3544691C1	3544689C1	2000F	7	N/A		
GREENR	20	LTGN	TXL	3544691C1	3544687C1	2000F	8	N/A		
5CB(+)	18	YL	TXL	3544691C1	3544689C1	2000F	8	N/A		
5CB(-)	18	GN	TXL	3544691C1	3544687C1	2000F	9	N/A		
5CB(-)	18	GN	TXL	3544691C1	3544687C1	2000F	9	N/A		
5CB(-)	18	GN	TXL	3544691C1	3544687C1	2000F	9	N/A		
D58L	18	BN	GXL	3544691C1	3544689C1	2000F	9	N/A		
5CB(-)	18	GN	TXL	3544691C1	3544687C1	2000F	9	N/A		
5CB(-)	18	GN	TXL	3544691C1	3544687C1	2000F	9	N/A		
5CB(+)	18	YL	TXL	3544691C1	3544687C1	2000F	10	N/A		
5CB(+)	18	YL	TXL	3544691C1	3544687C1	2000F	10	N/A		
5CB(+)	18	YL	TXL	3544691C1	3544687C1	2000F	10	N/A		
D63D	18	DKBL	GXL	3544691C1	3544689C1	2000F	10	N/A		
5CB(+)	18	YL	TXL	3544691C1	3544687C1	2000F	10	N/A		
5CB(+)	18	YL	TXL	3544691C1	3544687C1	2000F	10	N/A		
D11-GF	16	WH	GXL	3544693C1	3544689C1	2000F	11	N/A		
D86F	16	LTGN	GXL	3544693C1	3544689C1	2000F	12	N/A		
D86B	18	LTGN	GXL	3544691C1	3544689C1	2000F	13	N/A		
D9L	18	GY	GXL	3544691C1	3544689C1	2000F	14	N/A		
D58Z	18	BN	GXL	1661261C1	1661259C1	2002M	A	N/A		
D58Z	18	BN	GXL	1661261C1	1661259C1	2002M	A	N/A		
D58-GD	18	WH	GXL	1661261C1	1661259C1	2002M	B	N/A		
D58-GD	18	WH	GXL	1661261C1	1661259C1	2002M	B	N/A		
D58M	18	BN	GXL	1661261C1	1661259C1	2003M	A	N/A		
D58M	18	BN	GXL	1661261C1	1661259C1	2003M	A	N/A		
D58-GE	18	WH	GXL	1661261C1	1661259C1	2003M	B	N/A		
D58-GE	18	WH	GXL	1661261C1	1661259C1	2003M	B	N/A		
D58N	18	BN	GXL	1661261C1	1661259C1	2004M	A	N/A		
D58N	18	BN	GXL	1661261C1	1661259C1	2004M	A	N/A		
D58-GF	18	WH	GXL	1661261C1	1661259C1	2004M	B	N/A		
D58-GF	18	WH	GXL	1661261C1	1661259C1	2004M	B	N/A		
D58P	18	BN	GXL	1661261C1	1661259C1	2005M	A	N/A		
D58P	18	BN	GXL	1661261C1	1661259C1	2005M	A	N/A		
D58-GH	18	WH	GXL	1661261C1	1661259C1	2005M	B	N/A		
D58-GH	18	WH	GXL	1661261C1	1661259C1	2005M	B	N/A		
D58R	18	BN	GXL	1661261C1	1661259C1	2006M	A	N/A		
D58R	18	BN	GXL	1661261C1	1661259C1	2006M	A	N/A		
D58-GJ	18	WH	GXL	1661261C1	1661259C1	2006M	B	N/A		
D58-GJ	18	WH	GXL	1661261C1	1661259C1	2006M	B	N/A		
63-GM	18	WH	GXL	1661208C1	1661198C1	2100M	A	N/A		
C63E	18	DKBL	GXL	1661261C1	1661889C1	2100M	A	N/A		
C63E	18	DKBL	GXL	1661261C1	1661889C1	2100M	A	N/A		
63L	18	OR	GXL	1661208C1	1661198C1	2100M	B	N/A		
C63-GE	18	WH	GXL	1661261C1	1661889C1	2100M	B	N/A		
C63-GE	18	WH	GXL	1661261C1	1661889C1	2100M	B	N/A		
63D	18	BL	GXL	1661208C1	1661198C1	2100M	C	N/A		
C63D	18	DKBL	GXL	1661261C1	1661889C1	2100M	C	N/A		
C63D	18	DKBL	GXL	1661261C1	1661889C1	2100M	C	N/A		
63D	18	BL	GXL	1661213C1	1669973C1	2101F	A	N/A		
63L	18	OR	GXL	1661213C1	1669973C1	2101F	A	N/A		
63-GM	18	WH	GXL	1661212C1	1669973C1	2101F	B	N/A		
D63D	18	DKBL	GXL	1661208C1	1669972C1	2101M	A	N/A		
D63D	18	DKBL	GXL	1661208C1	1669972C1	2101M	A	N/A		
D63D	18	DKBL	GXL	1661208C1	1669972C1	2101M	A	N/A		
D63-GM	18	WH	GXL	1661208C1	1669972C1	2101M	B	N/A		
D63-GM	18	WH	GXL	1661208C1	1669972C1	2101M	B	N/A		
D63-GM	18	WH	GXL	1661208C1	1669972C1	2101M	B	N/A		
D63M	18	DKBL	GXL	1661212C1	1669973C1	2102F	A	N/A		
D63-GE	18	WH	GXL	1661212C1	1669973C1	2102F	B	N/A		
D63M	18	DKBL	GXL	1661208C1	1669972C1	2102M	A	N/A		
D63M	18	DKBL	GXL	1661208C1	1669972C1	2102M	A	N/A		
D63M	18	DKBL	GXL	1661208C1	1669972C1	2102M	A	N/A		
D63M	18	DKBL	GXL	3534164C1	1669972C1	2102M	A	N/A		
D63-GF	18	WH	GXL	1661208C1	1669972C1	2102M	B	N/A		
D63-GF	18	WH	GXL	1661208C1	1669972C1	2102M	B	N/A		
D63-GF	18	WH	GXL	1661208C1	1669972C1	2102M	B	N/A		
D63-GE	18	WH	GXL	3534164C1	1669972C1	2102M	B	N/A		
D63C	18	DKBL	GXL	1661208C1	1669972C1	2103M	A	N/A		
D63C	18	DKBL	GXL	1661208C1	1669972C1	2103M	A	N/A		
D63C	18	DKBL	GXL	1661208C1	1669972C1	2103M	A	N/A		
D63-GE	18	WH	GXL	1661208C1	1669972C1	2103M	B	N/A		
D63-GE	18	WH	GXL	1661208C1	1669972C1	2103M	B	N/A		
D63-GE	18	WH	GXL	1661208C1	1669972C1	2103M	B	N/A		
D63H	16	DKBL	GXL	2398D5R1	2398D8R1	2118M	A	N/A		
D9D	16	GY	GXL	2398D5R1	2398D8R1	2119M	A	N/A		
D63B	16	DKBL	GXL	2398D5R1	2398D8R1	2120M	A	N/A		
D9N	16	GY	GXL	2398D5R1	2398D8R1	2121M	A	N/A		
65F	18	OR	TXL	1661262C1	1661260C1	220XF	A	N/A		
65-GF	18	WH	TXL	1661262C1	1661260C1	220XF	B	N/A		
65F	18	OR	TXL	1661261C1	1661259C1	220XM	A	N/A		
65-GF	18	WH	TXL	1661261C1	1661259C1	220XM	B	N/A		
D86D	18	LTGN	GXL	1661261C1	3535769C1	2301M	A	N/A		
D86E	18	LTGN	GXL	1661261C1	3535769C1	2301M	B	N/A		
D86B	18	LTGN	GXL	1661261C1	3535769C1	2302M	A	N/A		
D86C	18	LTGN	GXL	1661261C1	3535769C1	2302M	B	N/A		
D86M	16	LTGN	GXL	1661209C1	1661196C1	2303F	A	N/A		
D86M	16	LTGN	GXL	1661209C1	1661196C1	2303F	A	N/A		
D86M	16	LTGN	GXL	1661209C1	1661196C1	2303F	A	N/A		
1A	16	LTGN	GXL	1661209C1	1661196C1	2303F	A	N/A		
C86M	16	LTGN	GXL	1661209C1	1661196C1	2303F	A	N/A		
D86-GG	16	WH	GXL	1661209C1	1661196C1	2303F	B	N/A		

Circuit Number	Gauge	Color	Insulation	Terminal / Splice Number	Connector Part Number	Connector Number	Cavity	Seal/Sleeve	Lock 1	Lock 2
DB6-GG	16	WH	GXL	1661209C1	1661196C1	2303F	B	N/A		
DB6-GG	16	WH	GXL	1661209C1	1661196C1	2303F	B	N/A		
1G	16	WH	GXL	1661209C1	1661196C1	2303F	B	N/A		
CB6-GG	16	WH	GXL	1661209C1	1661196C1	2303F	B	N/A		
DB6F	16	LTGN	GXL	1661213C1	1661197C1	2303M	A	N/A		
DB6F	16	LTGN	GXL	1661213C1	1661197C1	2303M	A	N/A		
DB6F	16	LTGN	GXL	1661212C1	1661197C1	2303M	A	N/A		
2A	16	LTGN	GXL	1661212C1	1661197C1	2303M	A	N/A		
CB6F	16	LTGN	GXL	1661212C1	1661197C1	2303M	A	N/A		
DB6-GF	16	WH	GXL	1661213C1	1661197C1	2303M	B	N/A		
DB6-GF	16	WH	GXL	1661213C1	1661197C1	2303M	B	N/A		
DB6-GF	16	WH	GXL	1661212C1	1661197C1	2303M	B	N/A		
2G	16	WH	GXL	1661212C1	1661197C1	2303M	B	N/A		
CB6-GF	16	WH	GXL	1661212C1	1661197C1	2303M	B	N/A		
[L-CB]	NONE	-	NON	V-TERM	PAS1(1)	2306M	1	N/A		
[R-CB]	NONE	-	NON	V-TERM	PAS1(1)	2306M	1	N/A		
[L-CB]	NONE	-	NON	V-TERM	PAS1(1)	2306M	1	N/A		
[R-CB]	NONE	-	NON	V-TERM	PAS1(1)	2306M	1	N/A		
[L-CB]	NONE	-	NON	V-TERM	PAS1(1)	2306M	1	N/A		
[R-CB]	NONE	-	NON	V-TERM	PAS1(1)	2306M	1	N/A		
[L-CB]	NONE	-	NON	V-TERM	PAS1(1)	2306M	1	N/A		
[R-CB]	NONE	-	NON	V-TERM	PAS1(1)	2306M	1	N/A		
[R-CB]	NONE	-	NON	V-TERM	PAS1(1)	2307F	1	SWS_N_REQ		
[R-CB]	NONE	-	NON	V-TERM	PAS1(1)	2307F	1	SWS_N_REQ		
[R-CB]	NONE	-	NON	V-TERM	PAS1(1)	2307F	1	N/A		
[R-CB]	NONE	-	NON	V-TERM	PAS1(1)	2307F	1	N/A		
[L-CB]	NONE	-	NON	V-TERM	PAS1(1)	2308F	1	SWS_N_REQ		
[L-CB]	NONE	-	NON	V-TERM	PAS1(1)	2308F	1	SWS_N_REQ		
[L-CB]	NONE	-	NON	V-TERM	PAS1(1)	2308F	1	N/A		
[L-CB]	NONE	-	NON	V-TERM	PAS1(1)	2308F	1	N/A		
63	16	DKBL	GXL	1661212C1	3534156C1	23XX	A	N/A		
9	16	GY	GXL	1661212C1	3534156C1	23XX	B	N/A		
86BDA	18	LTGN	TXL	1661212C1	3534156C1	23XX	C	N/A		
86CEA	18	LTGN	TXL	1661212C1	3534156C1	23XX	D	N/A		
[SHIELD1]	RG174-Sh	-	SNC	VTERMRG17	4145947C1	242F	SHLD	N/A		
[CORE1]	RG174-Di	-	PLE	VTERMRG17	4145947C1	242F	TIP	N/A		
[SHIELD1]	RG174-Sh	-	SNC	VTERMRG17	4145965C1	242M	SHLD	N/A		
[CORE1]	RG174-Di	-	PLE	VTERMRG17	4145965C1	242M	TIP	N/A		
[SHIELD2]	RG174-Sh	-	SNC	VTERMRG17	4145966C1	244F	SHLD	N/A		
[CORE2]	RG174-Di	-	PLE	VTERMRG17	4145966C1	244F	TIP	N/A		
[SHIELD2]	RG174-Sh	-	SNC	VTERMRG17	4145966C1	244M	SHLD	N/A		
[CORE2]	RG174-Di	-	PLE	VTERMRG17	4145966C1	244M	TIP	N/A		
[SHIELD3]	RG174-Sh	-	SNC	VTERMRG17	4145967C1	245F	SHLD	N/A		
[CORE3]	RG174-Di	-	PLE	VTERMRG17	4145967C1	245F	TIP	N/A		
[SHIELD3]	RG174-Sh	-	SNC	VTERMRG17	4145967C1	245M	SHLD	N/A		
[CORE3]	RG174-Di	-	PLE	VTERMRG17	4145967C1	245M	TIP	N/A		
[SHIELD4]	RG174-Sh	-	SNC	VTERMRG17	4145969C1	246F	SHLD	N/A		
[CORE4]	RG174-Di	-	PLE	VTERMRG17	4145969C1	246F	TIP	N/A		
[SHIELD4]	RG174-Sh	-	SNC	VTERMRG17	4145969C1	246M	SHLD	N/A		
[CORE4]	RG174-Di	-	PLE	VTERMRG17	4145969C1	246M	TIP	N/A		
DB6F	16	LTGN	TXL	1661262C1	3515763C1	2500F	A	N/A		
DB6F	16	LTGN	TXL	1661262C1	3515763C1	2500F	A	N/A		
D63-GL	16	WH	TXL	1661262C1	3515763C1	2500F	B	N/A		
D63-GL	16	WH	TXL	1661262C1	3515763C1	2500F	B	N/A		
D63D	18	DKBL	GXL	1661262C1	3515763C1	2500F	C	N/A		
D63D	18	DKBL	GXL	1661262C1	3515763C1	2500F	C	N/A		
D63E	18	DKBL	GXL	1661262C1	3515763C1	2500F	D	N/A		
D63E	18	DKBL	GXL	1661262C1	3515763C1	2500F	D	N/A		
GREENL	20	LTGN	TXL	3534481C1	3515763C1	2500F	E	N/A		
YELLOWL	18	YL	GXL	1661262C1	3515763C1	2500F	F	N/A		
GREENR	20	LTGN	TXL	3534481C1	3515763C1	2500F	G	N/A		
YELLOWR	18	YL	GXL	1661262C1	3515763C1	2500F	H	N/A		
C86F	16	LTGN	GXL	1661261C1	3515762C1	2500M	A	N/A		
C86F	16	LTGN	GXL	1661261C1	3515762C1	2500M	A	N/A		
C63-GL	16	WH	GXL	1661261C1	3515762C1	2500M	B	N/A		
C63-GL	16	WH	GXL	1661261C1	3515762C1	2500M	B	N/A		
C63D	18	DKBL	GXL	1661261C1	3515762C1	2500M	C	N/A		
C63D	18	DKBL	GXL	1661261C1	3515762C1	2500M	C	N/A		
C63E	18	DKBL	GXL	1661261C1	3515762C1	2500M	D	N/A		
C63E	18	DKBL	GXL	1661261C1	3515762C1	2500M	D	N/A		
GREENL	18	LTGN	GXL	1661261C1	3515762C1	2500M	E	N/A		
GREENL	18	LTGN	GXL	1661261C1	3515762C1	2500M	E	N/A		
YELLOWL	18	YL	GXL	1661261C1	3515762C1	2500M	F	N/A		
YELLOWL	18	YL	GXL	1661261C1	3515762C1	2500M	F	N/A		
GREENR	18	LTGN	GXL	1661261C1	3515762C1	2500M	G	N/A		
GREENR	18	LTGN	GXL	1661261C1	3515762C1	2500M	G	N/A		
YELLOWR	18	YL	GXL	1661261C1	3515762C1	2500M	H	N/A		
YELLOWR	18	YL	GXL	1661261C1	3515762C1	2500M	H	N/A		
D86F	16	LTGN	GXL	1661262C1	3515763C1	2502M	A	N/A		
D11-GF	16	WH	GXL	1661262C1	3515763C1	2502M	B	N/A		
D63D	18	DKBL	GXL	1661262C1	3515763C1	2502M	C	N/A		
D63E	18	DKBL	GXL	1661262C1	3515763C1	2502M	D	N/A		
GREENL	20	LTGN	TXL	3534481C1	3515763C1	2502M	E	N/A		
YELLOWL	18	YL	GXL	1661262C1	3515763C1	2502M	F	N/A		
GREENR	20	LTGN	TXL	3534481C1	3515763C1	2502M	G	N/A		
YELLOWR	18	YL	GXL	1661262C1	3515763C1	2502M	H	N/A		
86A(-)	20	LTGN	TXL	3602409C1	3920483C1	2505M	1	3665870C1		
86A(+)	20	LTGN	TXL	3602409C1	3920483C1	2505M	2	3665870C1		
5BB(-)	18	GN	TXL	3544886C1	4064552C1	250F	A	N/A		
5BB(+)	18	YL	TXL	3544886C1	4064552C1	250F	B	N/A		
D14KBB	18	RD	TXL	3544886C1	4064552C1	250F	C	N/A		
D86AK	18	LTBL	TXL	3544886C1	4064552C1	250F	D	N/A		
5BA(-)	18	GN	TXL	3544886C1	4064552C1	250F	E	N/A		
5BA(+)	18	YL	TXL	3544886C1	4064552C1	250F	F	N/A		
BRSBF(-)	18	GN	TXL	3544884C1	4064551C1	250M	A	N/A		
BVSBM(-)	18	GN	TXL	3544884C1	4064551C1	250M	A	N/A		
NRSBK(-)	18	GN	TXL	3544884C1	4064551C1	250M	A	N/A		
PSSBA(-)	18	GN	TXL	3544884C1	4064551C1	250M	A	N/A		
WTSBF(-)	18	GN	TXL	3544884C1	4064551C1	250M	A	N/A		
BRSBF(+)	18	YL	TXL	3544884C1	4064551C1	250M	B	N/A		
BVSBM(+)	18	YL	TXL	3544884C1	4064551C1	250M	B	N/A	3600054C1	
NRSBK(+)	18	YL	TXL	3544884C1	4064551C1	250M	B	N/A		
PSSBA(+)	18	YL	TXL	3544884C1	4064551C1	250M	B	N/A		
WTSBF(+)	18	YL	TXL	3544884C1	4064551C1	250M	B	N/A		
NJ14XBB	18	RD	TXL	3544884C1	4064551C1	250M	C	N/A		
NL86AK	18	LTGN	TXL	3544884C1	4064551C1	250M	D	N/A		
NP86AK	18	LTGN	TXL	3544884C1	4064551C1	250M	D	N/A		
BRSBC(-)	18	GN	TXL	3544884C1	4064551C1	250M	E	N/A		
BVSBA(-)	18	GN	TXL	3544884C1	4064551C1	250M	E	N/A		
NRSBL(-)	18	GN	TXL	3544884C1	4064551C1	250M	E	N/A		
PSSBF(-)	18	GN	TXL	3544884C1	4064551C1	250M	E	N/A		
WTSBC(-)	18	GN	TXL	3544884C1	4064551C1	250M	E	N/A		
BRSBC(+)	18	YL	TXL	3544884C1	4064551C1	250M	F	N/A		
BVSBA(+)	18	YL	TXL	3544884C1	4064551C1	250M	F	N/A		
NRSBL(+)	18	YL	TXL	3544884C1	4064551C1	250M	F	N/A		

Circuit Number	Gauge	Color	Insulation	Terminal / Splice Number	Connector Part Number	Connector Number	Cavity	Seal/Sleeve	Lock 1	Lock 2
P5SBF(+)	18	YL	TXL	3544884C1	4064551C1	250M	F	N/A		
WT5BC(+)	18	YL	TXL	3544884C1	4064551C1	250M	F	N/A		
CF11-GSD	18	WH	TXL	3722128C1		2TB1	1	2644038R1		
CF5DS	18	YL	TXL	3722128C1		2TB2	1	2644038R1		
EL56D	18	OR	GXL	1661208C1	1661200C1	3000M	A	N/A		
EH78A	18	LTGN	GXL	1661208C1	1661200C1	3000M	B	N/A		
EJ78A	18	LTGN	GXL	1661208C1	1661200C1	3000M	B	N/A		
EJ62DD	18	DKBL	TXL	1661208C1	1661200C1	3000M	C	N/A		
EJ78D	18	LTGN	TXL	1661208C1	1661200C1	3000M	D	N/A		
FJ78D	18	LTGN	TXL	1661208C1	1661200C1	3000M	D	N/A		
EJ78E	18	LTGN	TXL	1661208C1	1661200C1	3000M	E	N/A		
FJ78E	18	LTGN	TXL	1661208C1	1661200C1	3000M	E	N/A		
EJ78F	18	LTGN	GXL	1661208C1	1661200C1	3000M	F	N/A		
FJ78F	18	LTGN	GXL	1661208C1	1661200C1	3000M	F	N/A		
EC81LA	14	LTGN	TXL	2033816C1	1671610C1	3003M	A	1652325C1		
EC81LB	14	LTGN	TXL	2033816C1	1671610C1	3003M	B	1652325C1		
EC83B	14	LTGN	TXL	3768210C1	3767181C1	3100M	1	3664988C1		
EC83A	14	LTGN	TXL	3768210C1	3767181C1	3100M	2	3664988C1		
2CS6D	18	OR	TXL	1661212C1	1661201C1	3200F	A	N/A		
2DS8DA	18	BN	TXL	1661212C1	1661201C1	3200F	A	N/A		
EC5BD(-)	18	GN	TXL	1661212C1	1661201C1	3200F	A	N/A		
DD78A	16	LTGN	TXL	1661212C1	1661201C1	3200F	B	N/A		
EC5BD(+)	18	YL	TXL	1661212C1	1661201C1	3200F	B	N/A		
EC81B	12	LTGN	TXL	3534167C1	1661201C1	3200F	C	N/A		
EJ78V	18	LTGN	TXL	1661212C1	1661201C1	3200F	C	N/A		
DF78D	18	LTGN	TXL	1661212C1	1661201C1	3200F	D	N/A		
EC81-GA	12	WH	TXL	3534167C1	1661201C1	3200F	D	N/A		
EH78-GE	16	WH	TXL	1661212C1	1661201C1	3200F	D	N/A		
EJ78-GA	16	WH	TXL	1661212C1	1661201C1	3200F	D	N/A		
DF78E	18	LTGN	TXL	1661212C1	1661201C1	3200F	E	N/A		
ET41D	18	TN	TXL	1661212C1	1661201C1	3200F	E	N/A		
DF78F	18	LTGN	TXL	1661212C1	1661201C1	3200F	F	N/A		
ET41E	18	TN	TXL	1661212C1	1661201C1	3200F	F	N/A		
JP5BD(-)	18	LTGN	TXL	1661208C1	1661200C1	3200M	A	N/A		
JR5BD(-)	18	LTGN	TXL	1661208C1	1661200C1	3200M	A	N/A		
JP5BD(+)	18	YL	TXL	1661208C1	1661200C1	3200M	B	N/A		
JR5BD(+)	18	YL	TXL	1661208C1	1661200C1	3200M	B	N/A		
CV81B	12	RD	TXL	3566715C1	1661200C1	3200M	C	N/A		
DF78V	12	LTGN	TXL	3566715C1	1661200C1	3200M	C	N/A		
CV81-GA	12	WH	TXL	3566715C1	1661200C1	3200M	D	N/A		
DD78-GA	16	WH	TXL	1661209C1	1661200C1	3200M	D	N/A		
HZ41DJ	18	TN	TXL	1661208C1	1661200C1	3200M	E	N/A		
HZ41EJ	18	GY	TXL	1661208C1	1661200C1	3200M	F	N/A		
EC83A	14	LTGN	TXL	3613770C1	3709437C1	3201M	1	N/A		
EC83B	14	LTGN	TXL	3613770C1	3709437C1	3201M	2	N/A		
EC81LA	14	LTGN	TXL	3613770C1	3709437C1	3201M	3	N/A		
EC81LB	14	LTGN	TXL	3613770C1	3709437C1	3201M	4	N/A		
EC81B	12	LTGN	TXL	3612307C1	3820176C1	3202M	1	N/A		
EC5BD(+)	18	YL	TXL	3613771C1	3820176C1	3202M	2	N/A		
EC5BD(-)	18	GN	TXL	3613771C1	3820176C1	3202M	3	N/A		
EC81-GA	12	WH	TXL	3612307C1	3820176C1	3202M	4	N/A		
EA78AA	16	LTGN	TXL	3686944C1	3709924C1	3203M	1	N/A		
EB78C	18	LTGN	GXL	3686943C1	3709924C1	3203M	4	N/A		
EB78G	18	LTGN	GXL	3686943C1	3709924C1	3203M	5	N/A		
EB78H	20	YL	TXL	3686943C1	3709924C1	3203M	6	N/A		
EA78-GF	16	WH	TXL	3686944C1	3709924C1	3203M	8	N/A		
2CS7B	18	OR	TXL	1661212C1	1661201C1	3204F	A	N/A		
2DS8DB	18	BN	TXL	1661212C1	1661201C1	3204F	A	N/A		
DD78B	16	LTGN	TXL	1661212C1	1661201C1	3204F	B	N/A		
DF62DD	18	DKBL	TXL	1661212C1	1661201C1	3204F	C	N/A		
DF78D	18	LTGN	TXL	1661212C1	1661201C1	3204F	D	N/A		
DF78E	18	LTGN	TXL	1661212C1	1661201C1	3204F	E	N/A		
DF78F	18	LTGN	TXL	1661212C1	1661201C1	3204F	F	N/A		
JP5BK(-)	18	LTGN	TXL	1661208C1	1661200C1	3204M	A	N/A		
JR5BK(-)	18	LTGN	TXL	1661208C1	1661200C1	3204M	A	N/A		
JP5BK(+)	18	YL	TXL	1661208C1	1661200C1	3204M	B	N/A		
JR5BK(+)	18	YL	TXL	1661208C1	1661200C1	3204M	B	N/A		
CV81C	12	RD	TXL	3566715C1	1661200C1	3204M	C	N/A		
CV81-GB	12	WH	TXL	3566715C1	1661200C1	3204M	D	N/A		
DD78-GB	16	WH	TXL	1661209C1	1661200C1	3204M	D	N/A		
ED63BB	18	DKBL	TXL	1661262C1	1667529C1	3205F	A	N/A		
ED63-G	18	WH	TXL	1661262C1	1667529C1	3205F	B	N/A		
ES86H	18	LTGN	GXL	1661262C1	1667529C1	3205F	C	N/A		
ES86J	18	LTGN	GXL	1661262C1	1667529C1	3205F	D	N/A		
1A63BB	18	DKBL	TXL	1661261C1	1667305C1	3205M	A	N/A	3549120C1	
AA63BB	18	DKBL	TXL	1661261C1	1667305C1	3205M	A	N/A		
1A11-G	18	WH	TXL	1661261C1	1667305C1	3205M	B	N/A		
AA11-G	18	WH	TXL	1661261C1	1667305C1	3205M	B	N/A		
CT86HB	18	LTGN	TXL	1661261C1	1667305C1	3205M	C	N/A		
MB86HB	18	LTGN	TXL	1661261C1	1667305C1	3205M	C	N/A		
MV86H	18	LTGN	TXL	1661261C1	1667305C1	3205M	C	N/A		
MX86AH	18	LTGN	TXL	1661261C1	1667305C1	3205M	C	N/A		
CT86JB	18	LTGN	TXL	1661261C1	1667305C1	3205M	D	N/A		
MB86JB	18	LTGN	TXL	1661261C1	1667305C1	3205M	D	N/A		
MV86J	18	LTGN	TXL	1661261C1	1667305C1	3205M	D	N/A		
MX86AJ	18	LTGN	TXL	1661261C1	1667305C1	3205M	D	N/A		
1A63BC	18	DKBL	TXL	1661261C1	1667305C1	3206M	A	N/A	3553650C1	
AA63BC	18	DKBL	TXL	1661261C1	1667305C1	3206M	A	N/A		
1A11-GK	18	WH	TXL	1661261C1	1667305C1	3206M	B	N/A		
AA11-GK	18	WH	TXL	1661261C1	1667305C1	3206M	B	N/A		
CT86K	18	LTGN	TXL	1661261C1	1667305C1	3206M	C	N/A		
MB86K	18	LTGN	TXL	1661261C1	1667305C1	3206M	C	N/A		
MV86K	18	LTGN	TXL	1661261C1	1667305C1	3206M	C	N/A		
MX86AK	18	LTGN	TXL	1661261C1	1667305C1	3206M	C	N/A		
CT86L	18	LTGN	TXL	1661261C1	1667305C1	3206M	D	N/A		
MB86L	18	LTGN	TXL	1661261C1	1667305C1	3206M	D	N/A		
MV86L	18	LTGN	TXL	1661261C1	1667305C1	3206M	D	N/A		
MX86AL	18	LTGN	TXL	1661261C1	1667305C1	3206M	D	N/A		
ES86H	18	LTGN	GXL	1661261C1	3535769C1	3300M	A	N/A		
ES86J	18	LTGN	GXL	1661261C1	3535769C1	3300M	B	N/A		
GREENL	18	LTGN	GXL	1661212C1	1661197C1	344F	A	N/A		
GREENL	18	LTGN	GXL	1661212C1	1661197C1	344F	A	N/A		
YELLOWL	18	YL	GXL	1661212C1	1661197C1	344F	B	N/A		
YELLOWL	18	YL	GXL	1661212C1	1661197C1	344F	B	N/A		
DS8T	18	BN	GXL	1661262C1	1661260C1	345F	A	N/A		
DS8T	18	BN	GXL	1661262C1	1661260C1	345F	A	N/A		
DS8T	18	BN	GXL	1661262C1	1661260C1	345F	A	N/A		
GREENR	18	LTGN	GXL	1661212C1	1661197C1	345F	A	N/A		
DS8T	18	BN	GXL	1661262C1	1661260C1	345F	A	N/A		
GREENR	18	LTGN	GXL	1661212C1	1661197C1	345F	A	N/A		
DS8-GL	18	WH	GXL	1661262C1	1661260C1	345F	B	N/A		
DS8-GL	18	WH	GXL	1661262C1	1661260C1	345F	B	N/A		
DS8-GL	18	WH	GXL	1661262C1	1661260C1	345F	B	N/A		
YELLOWR	18	YL	GXL	1661212C1	1661197C1	345F	B	N/A		
DS8-GL	18	WH	GXL	1661262C1	1661260C1	345F	B	N/A		

Circuit Number	Gauge	Color	Insulation	Terminal / Splice Number	Connector Part Number	Connector Number	Cavity	Seal/Sleeve	Lock 1	Lock 2
YELLOWR	18	YL	GXL	1661212C1	1661197C1	345F	B	N/A		
GREENL	20	LTGN	TXL	3539945C1	1661197C1	348F	A	N/A		
GREENL	18	LTGN	TXL	1661212C1	1661197C1	348F	A	N/A		
GREENL	18	LTGN	GXL	1661212C1	1661197C1	348F	A	N/A		
YELLOWL	20	YL	TXL	3539945C1	1661197C1	348F	B	N/A		
YELLOWL	18	YL	TXL	1661212C1	1661197C1	348F	B	N/A		
YELLOWL	18	YL	GXL	1661212C1	1661197C1	348F	B	N/A		
GREENR	20	LTGN	TXL	3539945C1	1661197C1	349F	A	N/A		
GREENR	18	LTGN	TXL	1661212C1	1661197C1	349F	A	N/A		
GREENR	18	LTGN	GXL	1661212C1	1661197C1	349F	A	N/A		
YELLOWR	20	YL	TXL	3539945C1	1661197C1	349F	B	N/A		
YELLOWR	18	YL	TXL	1661212C1	1661197C1	349F	B	N/A		
YELLOWR	18	YL	GXL	1661212C1	1661197C1	349F	B	N/A		
MA11-GC	12	WH	GXL	3866817C1		4005B	1	2644005R1		
MA11-GC	12	WH	GXL	3866817C1		4005B	1	2644005R1		
M14A-FL	6	TN	FUS	6137789C1		4028C	A	4122608R1		
3A94-GD	14	WH	TXL	3581768C1		4081A	1	2644038R1		
XY94-GA	12	WH	TXL	3581768C1		4081A	1	2644038R1		
M14	4	RD	SGX	3517757C1	3517760C1	4320M	A	N/A		
N59F	14	GY	GXL	2034787C1	3572899C1	4410A	1	N/A		
N11-GPM	14	WH	GXL	2034787C1	3572899C1	4410A	2	N/A		
N5(+)	18	YL	TXL	1680205C1	3572899C1	4410A	3	N/A		
N5(-)	18	GN	TXL	1680205C1	3572899C1	4410A	4	N/A		
N14W	16	RD	GXL	1680205C1	3572899C1	4410A	6	N/A		
N59F	14	GY	GXL	2034787C1	3572899C1	4410B	1	N/A		
N11-GPM	14	WH	GXL	2034787C1	3572899C1	4410B	2	N/A		
N5(+)	18	YL	TXL	1680205C1	3572899C1	4410B	3	N/A		
N5(-)	18	GN	TXL	1680205C1	3572899C1	4410B	4	N/A		
N14W	16	RD	GXL	1680205C1	3572899C1	4410B	6	N/A		
N14Z	4	RD	SGX	3517757C1	3517760C1	4412M	A	SWS_N_REQ		
RX68BB	14	BN	TXL	3535486C1	2039311C91	4450BM	A	1652325C1		
RX56BB	16	YL	TXL	2039343C1	2039311C91	4450BM	B	1652325C1		
RX57BB	16	LTGN	TXL	2039343C1	2039311C91	4450BM	C	1652325C1		
RX54BB	14	BN	TXL	3535486C1	2039311C91	4450BM	D	1652325C1		
RX71BB	16	LTBL	TXL	2039343C1	2039311C91	4450BM	E	1652325C1		
RX12BB	16	LTBL	TXL	2039343C1	2039311C91	4450BM	F	1652325C1		
RX11-GBB	12	WH	TXL	2039313C1	2039311C91	4450BM	G	589391C1		
BB68	14	BN	TXL	2039312C1	2039312C91	4450F	A	1652325C1		
BB68	14	BN	TXL	2033912C1	2039312C91	4450F	A	1652325C1		
RX68BB	14	BN	TXL	2033912C1	2039312C91	4450F	A	1652325C1		
BB56A	16	YL	TXL	2033911C1	2039312C91	4450F	B	1652325C1		
BB56AA	16	YL	TXL	2033911C1	2039312C91	4450F	B	1652325C1		
RX56BB	16	YL	TXL	2033911C1	2039312C91	4450F	B	1652325C1		
BB57A	16	LTGN	TXL	2033911C1	2039312C91	4450F	C	1652325C1		
BB57A	16	LTGN	TXL	2033911C1	2039312C91	4450F	C	1652325C1		
RX57BB	16	LTGN	TXL	2033911C1	2039312C91	4450F	C	1652325C1		
BB54	14	BN	TXL	2033912C1	2039312C91	4450F	D	1652325C1		
BB54	14	BN	TXL	2033912C1	2039312C91	4450F	D	1652325C1		
RX54BB	14	BN	TXL	2033912C1	2039312C91	4450F	D	1652325C1		
BB71	16	LTBL	TXL	2033911C1	2039312C91	4450F	E	1652325C1		
BB71	16	LTBL	TXL	2033911C1	2039312C91	4450F	E	1652325C1		
RX71BB	16	LTBL	TXL	2033911C1	2039312C91	4450F	E	1652325C1		
BB12	16	LTBL	TXL	2033911C1	2039312C91	4450F	F	1652325C1		
BB12	16	LTBL	TXL	2033911C1	2039312C91	4450F	F	1652325C1		
RX12BB	16	LTBL	TXL	2033911C1	2039312C91	4450F	F	1652325C1		
RX11-GBB	12	WH	TXL	2033912C1	2039312C91	4450F	G	589391C1		
PU68BB	14	BN	TXL	3535486C1	2039311C91	4450FM	A	1652325C1		
PV68BB	14	BN	TXL	3535486C1	2039311C91	4450FM	A	1652325C1		
PU56BB	16	YL	TXL	2039343C1	2039311C91	4450FM	B	1652325C1		
PV56BB	16	YL	TXL	2039343C1	2039311C91	4450FM	B	1652325C1		
PU57BB	16	LTGN	TXL	2039343C1	2039311C91	4450FM	C	1652325C1		
PV57BB	16	LTGN	TXL	2039343C1	2039311C91	4450FM	C	1652325C1		
PU54BB	14	BN	TXL	3535486C1	2039311C91	4450FM	D	1652325C1		
PV54BB	14	BN	TXL	3535486C1	2039311C91	4450FM	D	1652325C1		
PV71BB	16	LTBL	TXL	2039343C1	2039311C91	4450FM	E	1652325C1		
PU12BB	16	LTBL	TXL	2039343C1	2039311C91	4450FM	F	1652325C1		
PV12BB	16	LTBL	TXL	2039343C1	2039311C91	4450FM	F	1652325C1		
PU68BB	14	BN	TXL	3535486C1	2039311C91	4450M	A	1652325C1		
PU56BB	16	YL	TXL	2039343C1	2039311C91	4450M	B	1652325C1		
PU57BB	16	LTGN	TXL	2039343C1	2039311C91	4450M	C	1652325C1		
PU54BB	14	BN	TXL	3535486C1	2039311C91	4450M	D	1652325C1		
PU71BB	16	LTBL	TXL	2039343C1	2039311C91	4450M	E	1652325C1		
PV71BB	16	LTBL	TXL	2039343C1	2039311C91	4450M	E	1652325C1		
PU12BB	16	LTBL	TXL	2039343C1	2039311C91	4450M	F	1652325C1		
PU11-GBB	12	WH	TXL	2039313C1	2039311C91	4450M	G	589391C1		
PV68BB	14	BN	TXL	3535486C1	2039311C91	4450RM	A	1652325C1		
PV56BB	16	YL	TXL	2039343C1	2039311C91	4450RM	B	1652325C1		
PV57BB	16	LTGN	TXL	2039343C1	2039311C91	4450RM	C	1652325C1		
PV54BB	14	BN	TXL	3535486C1	2039311C91	4450RM	D	1652325C1		
PV71BB	16	LTBL	TXL	2039343C1	2039311C91	4450RM	E	1652325C1		
PV12BB	16	LTBL	TXL	2039343C1	2039311C91	4450RM	F	1652325C1		
PV11-GBB	12	WH	TXL	2039313C1	2039311C91	4450RM	G	589391C1		
RX56BC	16	YL	TXL	2033819C1	1686834C1	4460BM	A	1652325C1		
RX57BC	16	LTGN	TXL	2033819C1	1686834C1	4460BM	B	1652325C1		
RX70BB	12	RD	TXL	2033816C1	1686834C1	4460BM	C	589391C1		
BB56B	16	YL	TXL	2033911C1	3553961C1	4460F	A	1652325C1		
BB56B	16	YL	TXL	2033911C1	3553961C1	4460F	A	1652325C1		
RX56BC	16	YL	TXL	2033911C1	3553961C1	4460F	A	1652325C1		
BB57B	16	LTGN	TXL	2033911C1	3553961C1	4460F	B	1652325C1		
BB57B	16	LTGN	TXL	2033911C1	3553961C1	4460F	B	1652325C1		
RX57BC	16	LTGN	TXL	2033911C1	3553961C1	4460F	B	1652325C1		
BB70	12	RD	TXL	2033912C1	3553961C1	4460F	C	589391C1		
BB70	12	RD	TXL	2033912C1	3553961C1	4460F	C	589391C1		
RX70BB	12	RD	TXL	2033912C1	3553961C1	4460F	C	589391C1		
PU56BC	16	YL	TXL	2033819C1	1686834C1	4460FM	A	1652325C1		
PV56BC	16	YL	TXL	2033819C1	1686834C1	4460FM	A	1652325C1		
PU57BC	16	LTGN	TXL	2033819C1	1686834C1	4460FM	B	1652325C1		
PV57BC	16	LTGN	TXL	2033819C1	1686834C1	4460FM	B	1652325C1		
PU70BB	12	RD	TXL	2033816C1	1686834C1	4460FM	C	589391C1		
PV70BB	12	RD	TXL	2033816C1	1686834C1	4460FM	C	589391C1		
PU56BC	16	YL	TXL	2033819C1	1686834C1	4460M	A	1652325C1		
PU57BC	16	LTGN	TXL	2033819C1	1686834C1	4460M	B	1652325C1		
PU70BB	12	RD	TXL	2033816C1	1686834C1	4460M	C	589391C1		
PV56BC	16	YL	TXL	2033819C1	1686834C1	4460RM	A	1652325C1		
PV57BC	16	LTGN	TXL	2033819C1	1686834C1	4460RM	B	1652325C1		
PV70BB	12	RD	TXL	2033816C1	1686834C1	4460RM	C	589391C1		
CF13SD	18	PK	TXL	3722128C1		4TB1	1	2644038R1		
3Y12B	20	LTBL	TXL	2003343C1	3595621C1	5000A	2	N/A		
AW12B	20	LTBL	TXL	2003343C1	3595621C1	5000A	2	N/A		
MW86BB	18	LTGN	TXL	2003343C1	3595621C1	5000A	3	N/A		
MW86CB	18	LTGN	TXL	2003343C1	3595621C1	5000A	4	N/A		
MW86DB	18	LTGN	TXL	2003343C1	3595621C1	5000A	5	N/A		
MW86EB	18	LTGN	TXL	2003343C1	3595621C1	5000A	6	N/A		
EL63JB	18	DKBL	TXL	2003343C1	3595621C1	5000A	7	N/A		
MY66AA	18	LTGN	TXL	2003343C1	3595621C1	5000A	8	N/A		

Circuit Number	Gauge	Color	Insulation	Terminal / Splice Number	Connector Part Number	Connector Number	Cavity	Seal/Sleeve	Lock 1	Lock 2
4G62DC	16	DKBL	TXL	3574288C1	3595621C1	5000A	9	N/A		
MY86AC	18	LTGN	TXL	2003343C1	3595621C1	5000A	10	N/A		
MX86K	18	LTGN	TXL	2003343C1	3595621C1	5000A	11	N/A		
MX86L	18	LTGN	TXL	2003343C1	3595621C1	5000A	12	N/A		
MX86AK	18	LTGN	TXL	2003343C1	3595621C1	5000A	13	N/A		
MX86AL	18	LTGN	TXL	2003343C1	3595621C1	5000A	14	N/A		
MX86AH	18	LTGN	TXL	2003343C1	3595621C1	5000A	15	N/A		
MX86AJ	18	LTGN	TXL	2003343C1	3595621C1	5000A	16	N/A		
DX63AW	20	DKBL	TXL	2003343C1	3595621C1	5000A	18	N/A		
CX58C	16	BN	TXL	3574285C1	3595621C1	5000A	19	N/A		
EM58BLT	14	BN	TXL	3574285C1	3595621C1	5000A	19	N/A		
BT65	18	OR	TXL	2003343C1	3595621C1	5000A	20	N/A		
BU65AA	18	OR	TXL	2003343C1	3595621C1	5000A	20	N/A		
BY65AA	16	OR	TXL	3574285C1	3595621C1	5000A	20	N/A		
BY65AB	16	OR	TXL	3574285C1	3595621C1	5000A	21	N/A		
DX109S	20	GY	TXL	2003343C1	3595621C1	5000A	22	N/A		
MX86H	18	LTGN	TXL	2003343C1	3595621C1	5000A	23	N/A		
MX86J	18	LTGN	TXL	2003343C1	3595621C1	5000A	24	N/A		
YE75WP	18	LTGN	TXL	2003343C1	3595621C1	5000A	26	N/A		
AP75WC	18	LTGN	TXL	2003343C1	3595621C1	5000A	27	N/A		
3G77A	20	LTGN	TXL	2003343C1	3595621C1	5000A	28	N/A		
3G77B	20	LTGN	TXL	2003343C1	3595621C1	5000A	29	N/A		
GD14SAH	14	LTBL	TXL	3574285C1	3595621C1	5000A	30	N/A		
GH14SAF	14	LTBL	TXL	3574285C1	3595621C1	5000A	30	N/A		
DX62A	18	DKBL	TXL	2003343C1	3595621C1	5000A	31	N/A		
DX63E	20	DKBL	TXL	2003343C1	3595621C1	5000A	32	N/A		
EL63F	18	DKBL	TXL	2003343C1	3595621C1	5000A	33	N/A		
4RSAG(+)	18	YL	TXL	2003343C1	3595621C1	5000A	35	N/A		
4TSAG(+)	18	YL	TXL	2003343C1	3595621C1	5000A	35	N/A		
KP5AG(+)	18	YL	TXL	2003343C1	3595621C1	5000A	35	N/A		
KU5AG(+)	18	YL	TXL	2003343C1	3595621C1	5000A	35	N/A		
LN5AG(+)	18	YL	TXL	2003343C1	3595621C1	5000A	35	N/A		
4RSAG(-)	18	GN	TXL	2003343C1	3595621C1	5000A	36	N/A	3683466C1	3573833C1
4TSAG(-)	18	GN	TXL	2003343C1	3595621C1	5000A	36	N/A		
KP5AG(-)	18	GN	TXL	2003343C1	3595621C1	5000A	36	N/A		
KU5AG(-)	18	GN	TXL	2003343C1	3595621C1	5000A	36	N/A		
LN5AG(-)	18	GN	TXL	2003343C1	3595621C1	5000A	36	N/A		
DX63C	20	DKBL	TXL	2003343C1	3595621C1	5000A	37	N/A		
KK5(+)	18	YL	TXL	2003343C1	3595621C1	5000A	38	N/A		
KK5(-)	18	GN	TXL	2003343C1	3595621C1	5000A	39	N/A		
AG166BBA	20	LTGN	TXL	2003343C1	3595621C1	5000A	40	N/A		
AG166AB	20	LTGN	TXL	2003343C1	3595621C1	5000A	41	N/A		
HA12A	18	LTBL	TXL	3768012C1	4103324C1	5001A	1	N/A		
HA14AE	14	RD	GXL	3768014C1	4103324C1	5001A	2	N/A		
HA14AM	18	RD	GXL	3768012C1	4103324C1	5001A	3	N/A		
HA14AH	12	RD	GXL	3768014C1	4103324C1	5001A	5	N/A		
BA75AL	12	LTGN	TXL	3768014C1	4103324C1	5001A	6	N/A		
ZE75AL	12	LTGN	TXL	3768014C1	4103324C1	5001A	6	N/A		
GS75WA	16	RD	GXL	3768013C1	4103324C1	5001A	7	N/A		
GV75WA	16	RD	GXL	3768013C1	4103324C1	5001A	7	N/A		
ZC75WA	16	RD	GXL	3768013C1	4103324C1	5001A	7	N/A		
ZE75WA	16	RD	GXL	3768013C1	4103324C1	5001A	7	N/A		
HH86AP	16	LTGN	GXL	3768013C1	4103324C1	5001A	9	N/A		
JL86SBB	16	LTGN	GXL	3768013C1	4103324C1	5001A	10	N/A		
JN86SBB	16	LTGN	GXL	3768013C1	4103324C1	5001A	10	N/A		
ZL86M	16	LTGN	GXL	3768013C1	4103324C1	5001A	10	N/A		
HG12B	18	VT	TXL	3768012C1	4103324C1	5001A	11	N/A		
HA86SB	14	LTGN	GXL	3768014C1	4103324C1	5001A	12	N/A		
RH182A	18	RD	GXL	3768012C1	4103324C1	5001A	13	N/A		
HG75C	12	LTGN	GXL	3768014C1	4103324C1	5001A	15	N/A		
HA14AC	12	RD	GXL	3768014C1	4103324C1	5001A	16	N/A		
HA14AD	14	RD	GXL	3768014C1	4103324C1	5001A	17	N/A		
HA14AG	16	RD	GXL	3768013C1	4103324C1	5001A	19	N/A		
HA14AF	16	RD	GXL	3768013C1	4103324C1	5001A	20	N/A		
HA14AB	8	RD	GXL	4100163C1	4103324C1	5001A	R1 -	N/A		
HA14AK	8	RD	GXL	4100163C1	4103324C1	5001A	R1 -	N/A		
HA166BB	18	GY	TXL	4120901C1	4103324C1	5001A	R1 -	N/A		
HA166BC	18	GY	TXL	4120901C1	4103324C1	5001A	R1 -	N/A		
HA14AJ	12	RD	GXL	3768157C1	4103325C1	5001B	2	N/A		
HA63DV	18	DKBL	GXL	3768012C1	4103325C1	5001B	5	N/A		
ZM63K	18	DKBL	GXL	3768012C1	4103325C1	5001B	6	N/A		
HB86AG	12	LTGN	GXL	3768014C1	4103325C1	5001B	7	N/A		
LF86AG	12	LTGN	GXL	3768014C1	4103325C1	5001B	7	N/A		
BD77CR	18	LTGN	TXL	3768012C1	4103325C1	5001B	8	N/A		
GV75WB	18	RD	TXL	3768012C1	4103325C1	5001B	8	N/A		
GX75WB	18	RD	TXL	3768012C1	4103325C1	5001B	8	N/A		
ZE75WB	18	RD	TXL	3768012C1	4103325C1	5001B	8	N/A		
HA14AL	12	RD	GXL	3768157C1	4103325C1	5001B	10	N/A		
JH76	18	LTGN	GXL	3768012C1	4103325C1	5001B	13	N/A		
JK76	18	LTGN	GXL	3768012C1	4103325C1	5001B	13	N/A		
JM76	18	LTGN	GXL	3768012C1	4103325C1	5001B	13	N/A		
ZK63SA	16	DKBL	GXL	3768013C1	4103325C1	5001B	14	N/A		
ZM63V	18	DKBL	GXL	3768012C1	4103325C1	5001B	14	N/A		
ZW63SA	18	DKBL	GXL	3768012C1	4103325C1	5001B	14	N/A		
LD14VAF	16	RD	GXL	3768013C1	4103325C1	5001B	15	N/A		
LE14VAF	16	RD	GXL	3768013C1	4103325C1	5001B	15	N/A		
ZK63U	18	DKBL	GXL	3768012C1	4103325C1	5001B	16	N/A		
ZM63U	18	DKBL	GXL	3768012C1	4103325C1	5001B	16	N/A		
ZW63SB	18	DKBL	GXL	3768012C1	4103325C1	5001B	16	N/A		
LD63SJ	18	DKBL	GXL	3768007C1	4103325C1	5001B	R2-30	N/A		
LE63SJ	18	DKBL	GXL	3768007C1	4103325C1	5001B	R2-30	N/A		
LD63SH	18	DKBL	GXL	3768003C1	4103325C1	5001B	R2-85	N/A		
LE63SH	18	DKBL	GXL	3768003C1	4103325C1	5001B	R2-85	N/A		
LD63-GSA	18	WH	GXL	3768003C1	4103325C1	5001B	R2-86	N/A		
LE63-GSA	18	DKBL	GXL	3768003C1	4103325C1	5001B	R2-86	N/A		
HA635CA	18	DKBL	GXL	3768003C1	4103325C1	5001B	R2-87	N/A		
LD63SF	18	DKBL	GXL	3768007C1	4103325C1	5001B	R2-87	N/A		
LE63SF	18	DKBL	GXL	3768007C1	4103325C1	5001B	R2-87	N/A		
HA63DV	18	DKBL	GXL	3768007C1	4103325C1	5001B	R4-30	N/A		
HA63-GD	18	WH	GXL	3768003C1	4103325C1	5001B	R4-85	N/A		
HA63C	18	DKBL	GXL	3768003C1	4103325C1	5001B	R4-86	N/A		
HA63D	18	DKBL	GXL	3768007C1	4103325C1	5001B	R4-87	N/A		
HA11-G	6	WH	SGX	3756748C1	4108438C1	5002A	1	4108455C1		
HA14AA	6	RD	SGX	3756748C1	4108438C1	5002A	2	4108455C1		
HA11-GSK	10	WH	GXL	373756C2		5004A	1	2644054R1		
HA11-GSN	10	WH	GXL	373756C2		5004A	1	2644054R1		
ZT11-GM	10	WH	TXL	3866817C1		5004B	1	2644005R1		
ZP11-GM	8	WH	TXL	373756C2		5004C	1	2644054R1		
ZP11-GSM	12	WH	GXL	373756C2		5004C	1	2644054R1		
ZR11-GM	8	WH	TXL	373756C2		5004D	1	2644054R1		
ZS11-GM	10	WH	TXL	373756C2		5004E	1	2644054R1		
ZS11-GSM	12	WH	GXL	373756C2		5004E	1	2644054R1		
ZP11-GM1	10	WH	TXL	3612307C1	3613769C1	5007A	1	N/A		
ZR11-GM1	10	WH	TXL	3612307C1	3613769C1	5007A	1	N/A		
ZS11-GM1	10	WH	TXL	3612307C1	3613769C1	5007A	1	N/A		

Circuit Number	Gauge	Color	Insulation	Terminal / Splice Number	Connector Part Number	Connector Number	Cavity	Seal/Sleeve	Lock 1	Lock 2
ZT11-GM1	10	WH	TXL	3612307C1	3613769C1	5007A	1	N/A		
HM58-G	16	WH	TXL	3613770C1	3613769C1	5007A	2	N/A		
HH86-GH	16	LTGN	GXL	3613770C1	3613769C1	5007A	3	N/A		
HE65-GE	16	WH	GXL	3613770C1	3613769C1	5007A	4	N/A		
HW86-GHW	18	LTGN	GXL	3613771C1	3613769C1	5007A	5	N/A		
HB86-GK	10	WH	TXL	3612307C1	3613769C1	5007A	6	N/A		
LF86-GK	10	WH	TXL	3612307C1	3613769C1	5007A	6	N/A		
LG86-GK	10	WH	TXL	3612307C1	3613769C1	5007A	6	N/A		
JD11-GSP	14	WH	GXL	3613770C1	3613769C1	5007A	7	N/A		
ZK63-GU	18	WH	GXL	3613771C1	3613769C1	5007A	8	N/A		
JP11-GT	14	WH	GXL	3613770C1	3613769C1	5007A	10	N/A		
HT11-GSD	18	WH	GXL	3613771C1	3613769C1	5007A	11	N/A		
HZ11-GMB	18	WH	GXL	3613771C1	3613769C1	5007A	11	N/A		
JA11-GME	18	WH	GXL	3613771C1	3613769C1	5007A	11	N/A		
JB11-GMB	18	WH	GXL	3613771C1	3613769C1	5007A	11	N/A		
JZ11-GMB	18	WH	GXL	3613771C1	3613769C1	5007A	11	N/A		
RF11-GMB	18	WH	GXL	3613771C1	3613769C1	5007A	11	N/A		
JH76-G	18	WH	GXL	3613771C1	3613769C1	5007A	12	N/A		
JK76-G	18	WH	GXL	3613771C1	3613769C1	5007A	12	N/A		
JM76-G	18	WH	GXL	3613771C1	3613769C1	5007A	12	N/A		
BD75-GSX	14	WH	GXL	3613770C1	3613769C1	5007A	13	N/A		
BF75-GSX	14	WH	GXL	3613770C1	3613769C1	5007A	13	N/A		
MJ75WK	16	WH	GXL	3613770C1	3613769C1	5007A	13	N/A		
MK75WG	18	WH	GXL	3613771C1	3613769C1	5007A	13	N/A		
ZC75-GA	16	WH	GXL	3613770C1	3613769C1	5007A	13	N/A		
ZE75-GSX	14	WH	GXL	3613770C1	3613769C1	5007A	13	N/A		
ZG75-GSX	14	WH	GXL	3613770C1	3613769C1	5007A	13	N/A		
JL86-GSB	16	WH	GXL	3613770C1	3613769C1	5007A	14	N/A		
JN86-GSB	16	WH	GXL	3613770C1	3613769C1	5007A	14	N/A		
ZL86-GSB	16	WH	GXL	3613770C1	3613769C1	5007A	14	N/A		
ZP11-GM2	10	WH	TXL	3612307C1	3613769C1	5007B	1	N/A		
ZR11-GM2	10	WH	TXL	3612307C1	3613769C1	5007B	1	N/A		
ZS11-GM2	10	WH	TXL	3612307C1	3613769C1	5007B	1	N/A		
ZT11-GM2	10	WH	TXL	3612307C1	3613769C1	5007B	1	N/A		
LD63-GSE	18	DKBL	GXL	3613771C1	3613769C1	5007B	2	N/A		
LE63-GSE	18	DKBL	GXL	3613771C1	3613769C1	5007B	2	N/A		
HG75-GBB	18	LTGN	TXL	3613771C1	3613769C1	5007B	3	N/A		
AE11-GB	16	WH	TXL	3613770C1	3613769C1	5007B	4	N/A		
RH11-GA	18	WH	GXL	3613771C1	3613769C1	5007B	5	N/A		
HW86R	18	LTGN	GXL	1661262C1	3540613C1	5011F	A	N/A		
HW86AE	18	LTGN	GXL	1661262C1	3540613C1	5011F	B	N/A		
HW86F	18	LTGN	GXL	1661262C1	3540613C1	5011F	E	N/A		
JT86AR	18	LTGN	GXL	1661262C1	3540613C1	5011F	F	N/A		
JT86AS	18	LTGN	GXL	1661262C1	3540613C1	5011F	G	N/A		
JT86AT	18	LTGN	GXL	1661262C1	3540613C1	5011F	H	N/A		
JT86AU	18	LTGN	GXL	1661262C1	3540613C1	5011F	J	N/A		
MZ86R	20	LTGN	TXL	3544254C1	3540612C1	5011M	A	N/A		
NL86AJ	18	LTGN	TXL	1661261C1	3540612C1	5011M	A	N/A		
MZ86AE	18	LTGN	TXL	1661261C1	3540612C1	5011M	B	N/A		
NL86AE	18	LTGN	TXL	1661261C1	3540612C1	5011M	B	N/A		
MZ86F	18	YL	TXL	1661261C1	3540612C1	5011M	E	N/A		
NL86F	18	YL	TXL	1661261C1	3540612C1	5011M	E	N/A		
MX86AR	18	LTGN	TXL	1661261C1	3540612C1	5011M	F	N/A		
MX86AS	18	LTGN	TXL	1661261C1	3540612C1	5011M	G	N/A		
MX86AT	18	LTGN	TXL	1661261C1	3540612C1	5011M	H	N/A		
MX86AU	18	LTGN	TXL	1661261C1	3540612C1	5011M	J	N/A		
J63-GSDA	18	WH	GXL	1661208C1	1661198C1	5135A	A	N/A		
J635BA	18	DKBL	GXL	1661208C1	1661198C1	5135A	B	N/A		
J63-GSDB	18	WH	GXL	1661208C1	1661198C1	5135B	A	N/A		
J635BB	18	DKBL	GXL	1661208C1	1661198C1	5135B	B	N/A		
J635B	18	DKBL	GXL	1661212C1	1661197C1	5135F	A	N/A		
J63-GSD	18	WH	GXL	1661212C1	1661197C1	5135F	B	N/A		
JP635B	18	DKBL	GXL	1661208C1	1661196C1	5135M	A	N/A		
JP63-GSD	18	WH	GXL	1661208C1	1661196C1	5135M	B	N/A		
ZF77A	20	LTGN	TXL	3602660C1	3602659C1	5218A	1	N/A		
ZF77B	20	LTGN	TXL	3602660C1	3602659C1	5218A	2	N/A		
ZE77NE	18	LTGN	TXL	1661208C1	1661200C1	5230A	A	N/A		
ZG77NE	18	LTGN	TXL	1661208C1	1661200C1	5230A	A	N/A		
BA77NE	18	LTGN	GXL	1661212C1	1661201C1	5230A	A	N/A		
BC77NE	18	LTGN	GXL	1661212C1	1661201C1	5230A	A	N/A		
ZE77NF	18	LTGN	TXL	1661208C1	1661200C1	5230A	B	N/A		
ZG77NF	18	LTGN	TXL	1661208C1	1661200C1	5230A	B	N/A		
BA77NF	18	LTGN	GXL	1661212C1	1661201C1	5230A	B	N/A		
BC77NF	18	LTGN	GXL	1661212C1	1661201C1	5230A	B	N/A		
HF94TT	18	GY	TXL	587578C1	587567C91	5758F	A	3517771C1		
JV94TT	14	GY	GXL	587577C1	587567C91	5758F	A	589391C1		
GP94TT	20	GY	GXL	587576C1	587568C91	5758M	A	1652325C1		
GT94TT	14	GY	GXL	587575C1	587568C91	5758M	A	589391C1		
JV94TT	14	GY	GXL	587575C1	587568C91	5758M	A	589391C1		
HG94TT	18	GY	TXL	587578C1	587567C91	5759F	A	3517771C1		
GT94TT	14	GY	GXL	587577C1	587567C91	5759F	A	589391C1		
RH182B	20	LTGN	GXL	4125377C1		5928A	A	N/A		
RH182B	20	LTGN	GXL	1661224C1	3520850C1	5929A	6	N/A		
RH62D	18	DKBL	GXL	1661224C1	3520850C1	5929A	8	N/A		
RH11-GA	18	WH	GXL	1661224C1	3520850C1	5929A	10	N/A		
RH182A	18	RD	GXL	1661224C1	3520850C1	5929A	5B	N/A		
HAST(+)	18	YL	TXL	3535303C1	3683465C1	5930M	A	3535424C1		
HAST(-)	18	GN	TXL	3535303C1	3683465C1	5930M	B	3535424C1		
VG2	2	RD	SGX	2012973C1		6100A	1	2644004R1		
KB2	2	RD	SGX	3820000C1		6100B	1	3812582R1		
VD2	1	RD	SGX	3870430C1		6100D	1	2643308R1		
K2	0	RD	SGX	475968C1		6100D	1	2643308R1		
K2	0	RD	SGX	4093868C1		6100D	A	4122609R1		
K2	0	RD	SGX	4093868C1		6100D	A	4122609R1		
VM2	1	RD	SGX	3870430C1		6100E	1	2643308R1		
VF2	2	RD	SGX	2012973C1		6100F	1	2644004R1		
VF2	2	RD	SGX	571717C1		6100G	1	3812582R1		
WX2	2	RD	SGX	2012973C1		6100H	1	2644004R1		
KR2	2	RD	SGX	3820000C1		6100J	A	3812582R1		
VG2-G	2	WH	SGX	2012973C1		6101A	1	2644004R1		
KB2-G	2	WH	SGX	571717C1		6101B	1	3812582R1		
VD2-G	1	WH	SGX	3870430C1		6101D	1	2643308R1		
VM2	2	RD	SGR	2012973C1		6101D	1	2644004R1		
VH2	1	RD	SGR	3870430C1		6101D	1	2643308R1		
VG2	2	RD	SGR	2012973C1		6101D	1	2644004R1		
LD2	2	RD	SGR	2012973C1		6101D	1	2644004R1		
LC2	1	RD	SGR	3870430C1		6101D	1	2643308R1		
DL2	0	RD	SGR	475968C1		6101D	1	2643308R1		
K2-G	0	BK	SGX	475968C1		6101D	1	2643308R1		
VM2	2	RD	SGR	2012973C1		6101D	1	2644004R1		
K2	0	RD	SGR	527859C1		6101D	A	3812583R1		
K2-G	0	BK	SGX	4093868C1		6101D	A	4122609R1		
K2-G	0	BK	SGX	4093868C1		6101D	A	4122609R1		
VM2-G	1	WH	SGX	3870430C1		6101E	1	2643308R1		
VE2-G	2	WH	SGX	571717C1		6101F	1	3812582R1		

Circuit Number	Gauge	Color	Insulation	Terminal / Splice Number	Connector Part Number	Connector Number	Cavity	Seal/Sleeve	Lock 1	Lock 2
VF2-G	2	WH	SGX	571717C1		6101G	1	3812582R1		
WX2-G	2	WH	SGX	571717C1		6101H	1	3812582R1		
KR2-G	2	WH	SGX	571717C1		6101J	A	3812582R1		
YN9AB	20	GY	TXL	3702881C1	3600324C1	6201B	1	3600327C1		
YN77B	20	LTGN	TXL	3702881C1	3600324C1	6201B	2	3600327C1		
YN77C	20	LTGN	TXL	3702881C1	3600324C1	6201B	3	3600327C1		
YN6DB	20	GY	TXL	3702881C1	3600324C1	6201B	4	3600327C1		
YL9AB	20	GY	TXL	3702881C1	3600324C1	6201P	1	3600327C1		
YL77B	20	LTGN	TXL	3702881C1	3600324C1	6201P	2	3600327C1		
YL77C	20	LTGN	TXL	3702881C1	3600324C1	6201P	3	3600327C1		
YL6DB	20	GY	TXL	3702881C1	3600324C1	6201P	4	3600327C1		
VD2C-FL	10	RS	FUS	3693775C1		6301C	1	2644005R1		
VD2A-FL	10	RS	FUS	338892C2		6301D	1	2644054R1		
VD2B-FL	10	RS	FUS	338892C2		6301D	1	2644054R1		
KB2A-FL	10	RS	FUS	338892C2		6301E	1	2644054R1		
KB2B-FL	10	RS	FUS	338892C2		6301E	1	2644054R1		
VG2A-FL	10	RS	FUS	338892C2		6301E	1	2644054R1		
VG2B-FL	10	RS	FUS	338892C2		6301E	1	2644054R1		
VM2A-FL	10	RS	FUS	338892C2		6301E	1	2644054R1		
VM2B-FL	10	RS	FUS	338892C2		6301E	1	2644054R1		
VH2A-FL	10	RS	FUS	338892C2		6301E	1	2644054R1		
VH2B-FL	10	RS	FUS	338892C2		6301E	1	2644054R1		
VG2A-FL	10	RS	FUS	338892C2		6301E	1	2644054R1		
VG2B-FL	10	RS	FUS	338892C2		6301E	1	2644054R1		
K2A-FL	10	RS	FUS	338892C2		6301E	1	2644054R1		
K2B-FL	10	RS	FUS	338892C2		6301E	1	2644054R1		
LD2A-FL	10	RS	FUS	338892C2		6301E	1	2644054R1		
LD2B-FL	10	RS	FUS	338892C2		6301E	1	2644054R1		
LC2A-FL	10	RS	FUS	338892C2		6301E	1	2644054R1		
LC2B-FL	10	RS	FUS	338892C2		6301E	1	2644054R1		
DL2A-FL	10	RS	FUS	338892C2		6301E	1	2644054R1		
DL2B-FL	10	RS	FUS	338892C2		6301E	1	2644054R1		
K2A-FL	18	RS	BAR	338892C2		6301E	1	2644054R1		
K2C-FL	18	RS	BAR	338892C2		6301E	1	2644054R1		
VM2A-FL	10	RS	FUS	338892C2		6301E	1	2644054R1		
VM2B-FL	10	RS	FUS	338892C2		6301E	1	2644054R1		
K2A-FL	6	TN	FUS	2241340C1		6301E	A	4122608R1		
K2C-FL	6	TN	FUS	2241340C1		6301E	A	4122608R1		
K2A-FL	6	TN	FUS	2241340C1		6301E	A	4122608R1		
K2C-FL	6	TN	FUS	2241340C1		6301E	A	4122608R1		
VM2C-FL	10	RS	FUS	365685C2		6301F	1	2644005R1		
VH2C-FL	10	RS	FUS	365685C2		6301F	1	2644005R1		
K2C-FL	10	RS	FUS	338892C2		6301F	1	2644054R1		
K2D-FL	10	RS	FUS	338892C2		6301F	1	2644054R1		
LC2C-FL	10	RS	FUS	365685C2		6301F	1	2644005R1		
DL2C-FL	10	RS	FUS	338892C2		6301F	1	2644054R1		
DL2D-FL	10	RS	FUS	338892C2		6301F	1	2644054R1		
K2B-FL	18	RS	BAR	338892C2		6301F	1	2644054R1		
K2D-FL	18	RS	BAR	338892C2		6301F	1	2644054R1		
VE2A-FL	10	RS	FUS	338892C2		6301G	1	2644054R1		
VE2B-FL	10	RS	FUS	338892C2		6301G	1	2644054R1		
WX2A-FL	10	RS	FUS	338892C2		6301G	1	2644054R1		
WX2B-FL	10	RS	FUS	338892C2		6301G	1	2644054R1		
VF2A-FL	10	RS	FUS	338892C2		6301H	1	2644054R1		
VF2B-FL	10	RS	FUS	338892C2		6301H	1	2644054R1		
KR2A-FL	10	RS	FUS	338892C2		6301J	A	2644054R1		
KR2B-FL	10	RS	FUS	338892C2		6301J	A	2644054R1		
VM2-G	1	WH	SGX	475965C1		6302B	1	2644004R1		
VH2-G	1	BK	SGR	475964C1		6302B	1	2644002R1		
DL2-G	0	BK	SGR	475968C1		6302B	1	2643308R1		
K2-G	0	BK	SGX	527859C1		6302B	A	3812583R1		
K2-G	0	BK	SGX	2241346C1		6302B	A	4122609R1		
K2-G	0	BK	SGX	2241346C1		6302B	A	4122609R1		
VK17D	16	PK	GXL	3692844C1		6305M	1	2644038R1		
WA10-GA	16	WH	GXL	3695859C1		6314A	1	2644005R1		
WC10-GF	6	WH	SGX	48041?C1		6314B	1	2644002R1		
KG10-GC	10	BK	TXL	3866817C1		6314C	1	2644005R1		
LB17D	16	PK	GXL	2036586C1	2036583C1	6316M	A	SWS_N_REQ		
VK17D	16	PK	GXL	2036586C1	2036583C1	6316M	A	SWS_N_REQ		
LB17	16	PK	GXL	2036586C1	2036583C1	6316M	B	SWS_N_REQ		
VK17	16	PK	GXL	2036586C1	2036583C1	6316M	B	SWS_N_REQ		
VM2-G	2	BK	SGR	475962C1		6362B	1	2644004R1		
VG2-G	2	BK	SGR	475962C1		6362B	1	2644004R1		
K2-G	0	BK	SGR	475968C1		6362B	1	2643308R1		
LD2-G	2	BK	SGR	475962C1		6362B	1	2644004R1		
LC2-G	1	BK	SGR	475964C1		6362B	1	N/A		
VM2-G	2	BK	SGR	475962C1		6362B	1	2644004R1		
ZB23A	18	TN	TXL	1661875C1	3522068C1	6400A	A	3568570C1		
ZC23A2	18	TN	TXL	1661875C1	3522068C1	6400A	A	3568570C1		
ZA23-G	18	WH	TXL	1661875C1	3522068C1	6400A	B	3568570C1		
JE9AAB	18	GY	GXL	1661875C1	3522068C1	6703A	A	1661872C1		
JE28	18	TN	GXL	1661875C1	3522068C1	6703A	B	1661872C1		
KE9AAB	18	GY	TXL	1661875C1	3522068C1	6703B	A	3568570C1		
KE28	18	TN	GXL	1661875C1	3522068C1	6703B	B	1661872C1		
AP9B	18	VT	TXL	2033819C1	3551896C1	6704B	A	3517771C1		
AY9B	18	VT	TXL	2033819C1	3551896C1	6704B	A	3517771C1		
LE9B	18	VT	TXL	2033819C1	3551896C1	6704B	A	3517771C1		
LF9B	18	VT	TXL	2033819C1	3551896C1	6704B	A	3517771C1		
KD92B20	18	TN	TXL	2033819C1	3551896C1	6704B	B	3517771C1		
WA92B20	18	TN	TXL	2033819C1	3551896C1	6704B	B	3517771C1		
WC92B20	18	TN	TXL	2033819C1	3551896C1	6704B	B	3517771C1		
SG92A3	18	TN	TXL	2033819C1	3551896C1	6704B	C	3517771C1		
VA95W	18	TN	TXL	2033819C1	3551896C1	6704B	D	3517771C1		
VE9SW	18	TN	TXL	2033819C1	3551896C1	6704B	D	3517771C1		
KB34B	18	TN	TXL	2033819C1	3551896C1	6704B	F	3517771C1		
KA41-GH	4	WH	SGX	475961C1		6704H	1	3812582R1		
AP95DVL	20	TN	150	3573077C1	3573078C1	670A	1	SWS_N_REQ		
LE95DVL	20	TN	150	3573077C1	3573078C1	670A	1	SWS_N_REQ		
TP95DVL	20	TN	150	3573077C1	3573078C1	670A	1	SWS_N_REQ		
AP95DVH	20	TN	150	3573077C1	3573078C1	670A	2	SWS_N_REQ		
LE95DVH	20	TN	150	3573077C1	3573078C1	670A	2	SWS_N_REQ		
TP95DVH	20	TN	150	3573077C1	3573078C1	670A	2	SWS_N_REQ		
AP95BA	18	TN	150	3573077C1	3573078C1	670A	3	SWS_N_REQ		
LE95BA	18	TN	150	3573077C1	3573078C1	670A	3	SWS_N_REQ		
TP95BA	20	TN	150	3573077C1	3573078C1	670A	3	SWS_N_REQ		
AP95BC	18	TN	150	3573077C1	3573078C1	670A	4	SWS_N_REQ		
LE95BC	18	TN	150	3573077C1	3573078C1	670A	4	SWS_N_REQ		
TP95BC	20	TN	150	3573077C1	3573078C1	670A	4	SWS_N_REQ		
ZD95DA	18	TN	150	3573077C1	3573078C1	670A	5	SWS_N_REQ		
ZE95DB	20	TN	150	3573077C1	3573078C1	670A	5	SWS_N_REQ		
GM6	18	TN	150	3573077C1	3573078C1	670A	5	SWS_N_REQ		
AP9	20	TN	150	3573077C1	3573078C1	670A	7	SWS_N_REQ		
LE9	20	TN	150	3573077C1	3573078C1	670A	7	SWS_N_REQ		
GM9	18	TN	150	3573077C1	3573078C1	670A	7	SWS_N_REQ		
AP95K	18	TN	150	3573077C1	3573078C1	670A	8	SWS_N_REQ		

Circuit Number	Gauge	Color	Insulation	Terminal / Splice Number	Connector Part Number	Connector Number	Cavity	Seal/Sleeve	Lock 1	Lock 2
LE95K	18	TN	150	3573077C1	3573078C1	670A	8	SWS_N_REQ		
TP95K	20	TN	150	3573077C1	3573078C1	670A	8	SWS_N_REQ		
AP5C(+)	18	YL	193	3573077C1	3573078C1	670A	9	SWS_N_REQ		
LE5C(+)	18	YL	193	3573077C1	3573078C1	670A	9	SWS_N_REQ		
TP5A(+)	18	YL	193	3573077C1	3573078C1	670A	9	SWS_N_REQ		
AP5C(-)	18	GN	193	3573077C1	3573078C1	670A	10	SWS_N_REQ		
LE5C(-)	18	GN	193	3573077C1	3573078C1	670A	10	SWS_N_REQ		
TP5A(-)	18	GN	193	3573077C1	3573078C1	670A	10	SWS_N_REQ		
AL10-AG	12	WH	150	3753255C1	3573078C1	670A	11	SWS_N_REQ		
AM10-AG	12	WH	150	3753255C1	3573078C1	670A	11	SWS_N_REQ		
TL10-AH	12	WH	150	3753255C1	3573078C1	670A	11	SWS_N_REQ		
TM10-AH	12	WH	150	3753255C1	3573078C1	670A	11	SWS_N_REQ		
AL13R	12	PK	150	3753255C1	3573078C1	670A	12	SWS_N_REQ		
AM13R	12	PK	150	3753255C1	3573078C1	670A	12	SWS_N_REQ		
TL13R2	12	PK	150	3753255C1	3573078C1	670A	12	SWS_N_REQ		
TM13R2	12	PK	150	3753255C1	3573078C1	670A	12	SWS_N_REQ		
AL5(+)	18	YL	193	3573077C1	3573078C1	670A	13	SWS_N_REQ		
AM5(+)	18	YL	193	3573077C1	3573078C1	670A	13	SWS_N_REQ		
TL5(+)	18	YL	193	3573077C1	3573078C1	670A	13	SWS_N_REQ		
TM5(+)	18	YL	193	3573077C1	3573078C1	670A	13	SWS_N_REQ		
AL5(-)	18	GN	193	3573077C1	3573078C1	670A	14	SWS_N_REQ		
AM5(-)	18	GN	193	3573077C1	3573078C1	670A	14	SWS_N_REQ		
TL5(-)	18	GN	193	3573077C1	3573078C1	670A	14	SWS_N_REQ		
TM5(-)	18	GN	193	3573077C1	3573078C1	670A	14	SWS_N_REQ		
AY95DVL	20	TN	150	3573077C1	3573078C1	670B	1	SWS_N_REQ		
LF95DVL	20	TN	150	3573077C1	3573078C1	670B	1	SWS_N_REQ		
TY95DVL	20	TN	150	3573077C1	3573078C1	670B	1	SWS_N_REQ		
AY95DVH	20	TN	150	3573077C1	3573078C1	670B	2	SWS_N_REQ		
LF95DVH	20	TN	150	3573077C1	3573078C1	670B	2	SWS_N_REQ		
TY95DVH	20	TN	150	3573077C1	3573078C1	670B	2	SWS_N_REQ		
AY95BA	18	TN	150	3573077C1	3573078C1	670B	3	SWS_N_REQ		
LF95BA	18	TN	150	3573077C1	3573078C1	670B	3	SWS_N_REQ		
TY95BA	20	TN	150	3573077C1	3573078C1	670B	3	SWS_N_REQ		
AY95BC	18	TN	150	3573077C1	3573078C1	670B	4	SWS_N_REQ		
LF95BC	18	TN	150	3573077C1	3573078C1	670B	4	SWS_N_REQ		
TY95BC	20	TN	150	3573077C1	3573078C1	670B	4	SWS_N_REQ		
ZF95DA	18	TN	150	3573077C1	3573078C1	670B	5	SWS_N_REQ		
ZG95DB	20	TN	150	3573077C1	3573078C1	670B	5	SWS_N_REQ		
GN6	18	TN	150	3573077C1	3573078C1	670B	5	SWS_N_REQ		
AY9	20	TN	150	3573077C1	3573078C1	670B	7	SWS_N_REQ		
LF9	20	TN	150	3573077C1	3573078C1	670B	7	SWS_N_REQ		
GN9	18	TN	150	3573077C1	3573078C1	670B	7	SWS_N_REQ		
AY95K	18	TN	150	3573077C1	3573078C1	670B	8	SWS_N_REQ		
LF95K	18	TN	150	3573077C1	3573078C1	670B	8	SWS_N_REQ		
TY95K	20	TN	150	3573077C1	3573078C1	670B	8	SWS_N_REQ		
AY5C(+)	18	YL	193	3573077C1	3573078C1	670B	9	SWS_N_REQ		
LF5C(+)	18	YL	193	3573077C1	3573078C1	670B	9	SWS_N_REQ		
TY5A(+)	18	YL	193	3573077C1	3573078C1	670B	9	SWS_N_REQ		
AY5C(-)	18	GN	193	3573077C1	3573078C1	670B	10	SWS_N_REQ		
LF5C(-)	18	GN	193	3573077C1	3573078C1	670B	10	SWS_N_REQ		
TY5A(-)	18	GN	193	3573077C1	3573078C1	670B	10	SWS_N_REQ		
AS10-AG	12	WH	150	3753255C1	3573078C1	670B	11	SWS_N_REQ		
TS10-AH	12	WH	150	3753255C1	3573078C1	670B	11	SWS_N_REQ		
AS13R	12	PK	150	3753255C1	3573078C1	670B	12	SWS_N_REQ		
TS13R2	12	PK	150	3753255C1	3573078C1	670B	12	SWS_N_REQ		
AS5(+)	18	YL	193	3573077C1	3573078C1	670B	13	SWS_N_REQ		
TS5(+)	18	YL	193	3573077C1	3573078C1	670B	13	SWS_N_REQ		
AS5(-)	18	GN	193	3573077C1	3573078C1	670B	14	SWS_N_REQ		
TS5(-)	18	GN	193	3573077C1	3573078C1	670B	14	SWS_N_REQ		
AK95E	20	TN	TXL	3626441C1	6114577C1	674B	1	N/A		
TK9SE	20	TN	TXL	3626441C1	6114577C1	674B	1	N/A		
AK95F	18	TN	TXL	3626441C1	6114577C1	674B	2	N/A		
TK95F	20	TN	TXL	3626441C1	6114577C1	674B	2	N/A		
AK95H	18	TN	TXL	3626441C1	6114577C1	674B	3	N/A		
TK95H	18	TN	TXL	3626441C1	6114577C1	674B	3	N/A		
AK95AR1	18	TN	TXL	3626441C1	6114577C1	674B	4	N/A		
TK95AR1	18	TN	TXL	3626441C1	6114577C1	674B	4	N/A		
CB95GE	18	TN	TXL	3626441C1	6114577C1	674B	5	N/A		
CD95AC	20	TN	TXL	3626441C1	6114577C1	674B	5	N/A		
TK95AC	20	TN	TXL	3626441C1	6114577C1	674B	5	N/A		
AK95AB	18	TN	TXL	3626441C1	6114577C1	674B	6	N/A		
TK95AB	18	TN	TXL	3626441C1	6114577C1	674B	6	N/A		
AK95AS1	18	TN	TXL	3626441C1	6114577C1	674B	7	N/A		
TK95AS1	18	TN	TXL	3626441C1	6114577C1	674B	7	N/A		
AK95AT1	18	TN	TXL	3626441C1	6114577C1	674B	8	N/A		
TK95AT1	18	TN	TXL	3626441C1	6114577C1	674B	8	N/A		
AK95AU1	18	TN	TXL	3626441C1	6114577C1	674B	9	N/A		
TK95AU1	18	TN	TXL	3626441C1	6114577C1	674B	9	N/A		
AM95-GB	16	BK	TXL	3627568C1	6114577C1	674B	10	N/A		
TK95-GB	16	BK	TXL	3627568C1	6114577C1	674B	10	N/A		
AM95-GL	16	BK	TXL	3627568C1	6114577C1	674B	11	N/A		
TM10-GL	18	WH	TXL	3626441C1	6114577C1	674B	11	N/A		
AM13AA	18	RD	TXL	3626441C1	6114577C1	674B	12	N/A		
TM13AA	18	PK	TXL	3626441C1	6114577C1	674B	12	N/A		
AM5(+)	18	YL	193	3626441C1	6114577C1	674B	13	N/A		
TM5(+)	18	YL	193	3626441C1	6114577C1	674B	13	N/A		
AM5(-)	18	GN	193	3626441C1	6114577C1	674B	14	N/A		
TM5(-)	18	GN	193	3626441C1	6114577C1	674B	14	N/A		
[NMSHIELD]	RG174SHL	-	SNC	VTERMRG17	4145965C1	6A	SHLD	N/A		
[NMCORE]	RG174DIE	-	PLE	VTERMRG17	4145965C1	6A	TIP	N/A		
[NMSHIELD]	RG174SHL	-	SNC	VTERMRG17	4146034C1	6B	SHLD	N/A		
[NMCORE]	RG174DIE	-	PLE	VTERMRG17	4146034C1	6B	TIP	N/A		
CF98A(+)	18	DKBL	TXL	3722128C1		6TB1	1	2644038R1		
KH5V(-)	18	GN	TXL	3555249C1	3599542C1	7105A	2	N/A		
KH5V(+)	18	YL	TXL	3555249C1	3599542C1	7105A	3	N/A		
KH17-GC	18	PK	GXL	3518963C1	3599542C1	7105A	4	N/A		
KH3BA(+)	18	DKBL	GXL	3555249C1	3599542C1	7105A	10	N/A		
KH3BA(-)	18	GY	GXL	3555249C1	3599542C1	7105A	11	N/A		
TG92A	18	TN	GXL	3518963C1	3599542C1	7105A	16	N/A		
TG92B	18	TN	GXL	3518963C1	3599542C1	7105A	17	N/A		
VY92DP	18	TN	GXL	3518963C1	3599542C1	7105A	18	N/A		
SJ92DN	18	TN	GXL	3518963C1	3599542C1	7105A	24	N/A		
KH17C	16	PK	TXL	3518963C1	3599542C1	7105A	26	N/A		
KH17B	18	PK	GXL	3518963C1	3599542C1	7105A	32	N/A		
VY92DR	18	TN	GXL	3518963C1	3599542C1	7105A	34	N/A		
KH13A	14	PK	GXL	3557534C1	3599542C1	7105A	35	N/A		
WC10-GE	12	WH	GXL	3557534C1	3599542C1	7105A	36	N/A		
LJ14A	12	RD	TXL	3557534C1	3599542C1	7105A	38	N/A		
KH5B(+)	18	YL	TXL	3683464C1	3683465C1	7110A	A	3535424C1		
KH5B(-)	18	GN	TXL	3683464C1	3683465C1	7110A	B	3535424C1		
KL5AB(+)	18	YL	TXL	3535303C1	3683465C1	7110X	A	3535424C1		
KL5AB(-)	18	GN	TXL	3535303C1	3683465C1	7110X	B	3535424C1		
KL5BB(+)	18	YL	TXL	3535303C1	3683465C1	7110Z	A	3535424C1		
KL5BB(-)	18	GN	TXL	3535303C1	3683465C1	7110Z	B	3535424C1		
KT92#202	18	TN	TXL	1667742C1	3525874C1	7208A	A	3568570C1		

Circuit Number	Gauge	Color	Insulation	Terminal / Splice Number	Connector Part Number	Connector Number	Cavity	Seal/Sleeve	Lock 1	Lock 2
KT92#202	18	LTBL	TXL	1667742C1	3525874C1	7208A	A	3568570C1		
KT92#205	18	LTBL	TXL	1667742C1	3525874C1	7208A	B	3568570C1		
KT92#205	18	LTBL	TXL	1667742C1	3525874C1	7208A	B	3568570C1		
KT92#214	18	TN	TXL	1667742C1	3525874C1	7208A	C	3568570C1		
KT92#214	18	TN	TXL	1667742C1	3525874C1	7208A	C	3568570C1		
KT92#215	18	TN	TXL	1667742C1	3525874C1	7208A	D	3568570C1		
KT92#215	18	TN	TXL	1667742C1	3525874C1	7208A	D	3568570C1		
KT92#216	18	TN	TXL	1667742C1	3525874C1	7208A	E	3568570C1		
KT92#216	18	TN	TXL	1667742C1	3525874C1	7208A	E	3568570C1		
4G	14	WH	GXL	333733C1	872291R1	745A	A	N/A		
4A	14	LTGN	GXL	333733C1	872291R1	745A	B	N/A		
PF71A	18	TN	GXL	1661875C1	1661778C1	7500T	A	1661872C1		
PF71B	16	OR	GXL	1661875C1	1661778C1	7500T	B	1661872C1		
KW71A	16	OR	GXL	1661875C1	1661778C1	7500W	A	1661872C1		
KW71A	16	OR	GXL	1661875C1	1661778C1	7500W	A	1661872C1		
KW71B	16	OR	GXL	1661875C1	1661778C1	7500W	B	1661872C1		
KW71B	16	OR	GXL	1661875C1	1661778C1	7500W	B	1661872C1		
PL47	18	GY	TXL	3554322C1	3610533C1	7600T	A	3554318C1		
PL47A	18	GY	TXL	3554322C1	3610533C1	7600T	B	3554318C1		
TP48#159	18	TN	TXL	3554322C1	3610533C1	7603M	A	3554318C1		
TP48#139	18	OR	TXL	3554322C1	3610533C1	7603M	B	3554318C1		
KK31	18	TN	GXL	3561584C1	3536864C1	7700K	1	3536868C1		
KK31	18	TN	GXL	3536865C1	3536864C1	7700K	1	3536868C1		
KK9AAD	18	GY	GXL	3561584C1	3536864C1	7700K	2	3536868C1		
YG9AAD	18	GY	GXL	3536865C1	3536864C1	7700K	2	3536868C1		
WP31	18	TN	GXL	3561584C1	3536864C1	7700L	1	3536868C1		
WP9AAD	18	GY	GXL	3561584C1	3536864C1	7700L	2	3536868C1		
XA31	18	TN	GXL	3536865C1	3536864C1	7700M	1	3536868C1		
YC9AAD	18	GY	GXL	3536865C1	3536864C1	7700M	2	3536868C1		
PC31	18	TN	GXL	3561584C1	3536864C1	7700T	1	3536868C1		
TA31	18	TN	GXL	3536865C1	3536864C1	7700T	1	3536868C1		
PC9AAD	18	GY	TXL	3561584C1	3536864C1	7700T	2	3536867C1		
YE9AAD	18	GY	GXL	3536865C1	3536864C1	7700T	2	3536868C1		
PY97J	18	VT	GXL	587578C1	3540D51C91	7802T	A	1652325C1		
PY97S	18	VT	GXL	587578C1	3540D51C91	7802T	B	1652325C1		
2T92ZB	18	TN	TXL	3544884C1	4064551C1	7900F	B	N/A		
GY92#134A	18	TN	TXL	3544884C1	4064551C1	7900F	B	N/A		
MN92	18	TN	TXL	3544884C1	4064551C1	7900F	C	N/A		
MN92AA	18	GY	TXL	3544884C1	4064551C1	7900F	D	N/A		
2JSJ(+)	18	YL	TXL	3544884C1	4064551C1	7900F	E	N/A		
2LSJ(+)	18	YL	TXL	3544884C1	4064551C1	7900F	E	N/A		
2ZSJ(+)	18	YL	TXL	3544884C1	4064551C1	7900F	E	N/A		
3CSJ(+)	18	YL	TXL	3544884C1	4064551C1	7900F	E	N/A		
3DSJ(+)	18	YL	TXL	3544884C1	4064551C1	7900F	E	N/A		
3JSJ(+)	18	YL	TXL	3544884C1	4064551C1	7900F	E	N/A		
3MSJ(+)	18	YL	TXL	3544884C1	4064551C1	7900F	E	N/A		
3USJ(+)	18	YL	TXL	3544884C1	4064551C1	7900F	E	N/A		
3WSJ(+)	18	YL	TXL	3544884C1	4064551C1	7900F	E	N/A		
3ZSJ(+)	18	YL	TXL	3544884C1	4064551C1	7900F	E	N/A		
4ESJ(+)	18	YL	TXL	3544884C1	4064551C1	7900F	E	N/A		
4JSJ(+)	18	YL	TXL	3544884C1	4064551C1	7900F	E	N/A		
6ESM(+)	18	YL	TXL	3544884C1	4064551C1	7900F	E	N/A		
JDSJ(+)	18	YL	TXL	3544884C1	4064551C1	7900F	E	N/A		
JGSJ(+)	18	YL	TXL	3544884C1	4064551C1	7900F	E	N/A		
LDSJ(+)	18	YL	TXL	3544884C1	4064551C1	7900F	E	N/A		
LESJ(+)	18	YL	TXL	3544884C1	4064551C1	7900F	E	N/A		
LFSJ(+)	18	YL	TXL	3544884C1	4064551C1	7900F	E	N/A		
LSSJ(+)	18	YL	TXL	3544884C1	4064551C1	7900F	E	N/A		
PVSJ(+)	18	YL	TXL	3544884C1	4064551C1	7900F	E	N/A		
PZSJ(+)	18	YL	TXL	3544884C1	4064551C1	7900F	E	N/A		
RDSJ(+)	18	YL	TXL	3544884C1	4064551C1	7900F	E	N/A		
RSSJ(+)	18	YL	TXL	3544884C1	4064551C1	7900F	E	N/A		
RUSJ(+)	18	YL	TXL	3544884C1	4064551C1	7900F	E	N/A		
RXSJ(+)	18	YL	TXL	3544884C1	4064551C1	7900F	E	N/A		
SCSJ(+)	18	YL	TXL	3544884C1	4064551C1	7900F	E	N/A		
SESJ(+)	18	YL	TXL	3544884C1	4064551C1	7900F	E	N/A		
SNSJ(+)	18	YL	TXL	3544884C1	4064551C1	7900F	E	N/A		
SPSJ(+)	18	YL	TXL	3544884C1	4064551C1	7900F	E	N/A		
SRSJ(+)	18	YL	TXL	3544884C1	4064551C1	7900F	E	N/A		
VCSJ(+)	18	YL	TXL	3544884C1	4064551C1	7900F	E	N/A		
VDSJ(+)	18	YL	TXL	3544884C1	4064551C1	7900F	E	N/A		
VESJ(+)	18	YL	TXL	3544884C1	4064551C1	7900F	E	N/A		
VGSJ(+)	18	YL	TXL	3544884C1	4064551C1	7900F	E	N/A		
VHSJ(+)	18	YL	TXL	3544884C1	4064551C1	7900F	E	N/A		
YXSJ(+)	18	YL	TXL	3544884C1	4064551C1	7900F	E	N/A		
YZSJ(+)	18	YL	TXL	3544884C1	4064551C1	7900F	E	N/A		
2JSJ(-)	18	GN	TXL	3544884C1	4064551C1	7900F	F	N/A		
2LSJ(-)	18	GN	TXL	3544884C1	4064551C1	7900F	F	N/A		
2ZSJ(-)	18	GN	TXL	3544884C1	4064551C1	7900F	F	N/A		
3CSJ(-)	18	GN	TXL	3544884C1	4064551C1	7900F	F	N/A		
3DSJ(-)	18	GN	TXL	3544884C1	4064551C1	7900F	F	N/A		
3JSJ(-)	18	GN	TXL	3544884C1	4064551C1	7900F	F	N/A		
3MSJ(-)	18	GN	TXL	3544884C1	4064551C1	7900F	F	N/A		
3USJ(-)	18	GN	TXL	3544884C1	4064551C1	7900F	F	N/A		
3WSJ(-)	18	GN	TXL	3544884C1	4064551C1	7900F	F	N/A		
3ZSJ(-)	18	GN	TXL	3544884C1	4064551C1	7900F	F	N/A		
4ESJ(-)	18	GN	TXL	3544884C1	4064551C1	7900F	F	N/A	1661874C1	
4JSJ(-)	18	GN	TXL	3544884C1	4064551C1	7900F	F	N/A		
6ESM(-)	18	GN	TXL	3544884C1	4064551C1	7900F	F	N/A		
JDSJ(-)	18	GN	TXL	3544884C1	4064551C1	7900F	F	N/A		
JGSJ(-)	18	GN	TXL	3544884C1	4064551C1	7900F	F	N/A		
LDSJ(-)	18	GN	TXL	3544884C1	4064551C1	7900F	F	N/A		
LESJ(-)	18	GN	TXL	3544884C1	4064551C1	7900F	F	N/A		
LFSJ(-)	18	GN	TXL	3544884C1	4064551C1	7900F	F	N/A		
LSSJ(-)	18	GN	TXL	3544884C1	4064551C1	7900F	F	N/A		
PVSJ(-)	18	GN	TXL	3544884C1	4064551C1	7900F	F	N/A		
PZSJ(-)	18	GN	TXL	3544884C1	4064551C1	7900F	F	N/A		
RDSJ(-)	18	GN	TXL	3544884C1	4064551C1	7900F	F	N/A		
RSSJ(-)	18	GN	TXL	3544884C1	4064551C1	7900F	F	N/A		
RUSJ(-)	18	GN	TXL	3544884C1	4064551C1	7900F	F	N/A		
RXSJ(-)	18	GN	TXL	3544884C1	4064551C1	7900F	F	N/A		
SCSJ(-)	18	GN	TXL	3544884C1	4064551C1	7900F	F	N/A		
SESJ(-)	18	GN	TXL	3544884C1	4064551C1	7900F	F	N/A		
SNSJ(-)	18	GN	TXL	3544884C1	4064551C1	7900F	F	N/A		
SPSJ(-)	18	GN	TXL	3544884C1	4064551C1	7900F	F	N/A		
SRSJ(-)	18	GN	TXL	3544884C1	4064551C1	7900F	F	N/A		
VCSJ(-)	18	GN	TXL	3544884C1	4064551C1	7900F	F	N/A		
VDSJ(-)	18	GN	TXL	3544884C1	4064551C1	7900F	F	N/A		
VESJ(-)	18	GN	TXL	3544884C1	4064551C1	7900F	F	N/A		
VGSJ(-)	18	GN	TXL	3544884C1	4064551C1	7900F	F	N/A		
VHSJ(-)	18	GN	TXL	3544884C1	4064551C1	7900F	F	N/A		
YXSJ(-)	18	GN	TXL	3544884C1	4064551C1	7900F	F	N/A		
YZSJ(-)	18	GN	TXL	3544884C1	4064551C1	7900F	F	N/A		
MM92DC	18	TN	TXL	3544884C1	4064551C1	7900F	G	N/A		
MM92-GAH	18	WH	TXL	3544884C1	4064551C1	7900F	H	N/A		

Circuit Number	Gauge	Color	Insulation	Terminal / Splice Number	Connector Part Number	Connector Number	Cavity	Seal/Sleeve	Lock 1	Lock 2
BK92#134	18	TN	TXL	3544886C1	4064552C1	7900M	B	N/A		
XX92	18	TN	TXL	3544886C1	4064552C1	7900M	C	N/A		
XX9ZA	18	GY	TXL	3544886C1	4064552C1	7900M	D	N/A		
BK5FA(+)	18	YL	TXL	3544886C1	4064552C1	7900M	E	N/A		
BK5FA(-)	18	GN	TXL	3544886C1	4064552C1	7900M	F	N/A		
BK62DC	18	DKBL	TXL	3544886C1	4064552C1	7900M	G	N/A		
BK92-GAH	18	WH	TXL	3544886C1	4064552C1	7900M	H	N/A		
[NNSHIELD]	RG174SHL	-	SNC	VTERMRG17	4145958C1	7A	SHLD	N/A		
[NNCORE]	RG174DIE	-	PLE	VTERMRG17	4145958C1	7A	TIP	N/A		
[NNSHIELD]	RG174SHL	-	SNC	VTERMRG17	4145970C1	7B	SHLD	N/A		
[NNCORE]	RG174DIE	-	PLE	VTERMRG17	4145970C1	7B	TIP	N/A		
CF98A(-)	18	GY	TXL	3722128C1		7TB1	1	2644038R1		
US2A	14	YL	TXL	2033912C1	1677851C1	8000F	A	1652325C1		
U11-GA	14	WH	GXL	2033912C1	1677851C1	8000F	B	589391C1		
US3A	14	YL	TXL	2033912C1	1677851C1	8000F	C	1652325C1		
US6	16	OR	TXL	2033911C1	1677851C1	8000F	D	1652325C1		
US8A	16	BN	GXL	2033911C1	1677851C1	8000F	E	1652325C1		
US2A	14	YL	TXL	2033912C1	1677851C1	8001F	A	N/A		
U11-GA	14	WH	GXL	2033912C1	1677851C1	8001F	B	N/A		
US3A	14	YL	TXL	2033912C1	1677851C1	8001F	C	N/A		
US6	16	OR	TXL	2033911C1	1677851C1	8001F	D	N/A		
US8A	16	BN	GXL	2033911C1	1677851C1	8001F	E	N/A		
US2A	14	YL	TXL	2033816C1	3668886C1	8006R	A	N/A		
US2A	14	YL	TXL	4088832C1	3836134C1	8006R	A	1652325C1		
U11-GAA	14	WH	TXL	2033816C1	3668886C1	8006R	B	N/A		
U11-GAA	14	WH	TXL	4088832C1	3836134C1	8006R	B	1652325C1		
US3A	14	YL	TXL	2033816C1	3668886C1	8006T	A	N/A		
US3A	14	YL	TXL	4088832C1	3668886C1	8006T	A	1652325C1		
U11-GAB	14	WH	TXL	2033816C1	3668886C1	8006T	B	N/A		
U11-GAB	14	WH	TXL	4088832C1	3668886C1	8006T	B	1652325C1		
J11GBA	16	WH	GXL	1661875C1	1667741C1	8100A	A	N/A		
J56AA	16	OR	GXL	1661875C1	1667741C1	8100A	B	N/A		
J58AA	16	BN	GXL	1661875C1	1667741C1	8100A	C	N/A		
J11GBB	16	WH	GXL	1661875C1	1667741C1	8100B	A	N/A		
J56AB	16	OR	GXL	1661875C1	1667741C1	8100B	B	N/A		
J58AB	16	BN	GXL	1661875C1	1667741C1	8100B	C	N/A		
J11GB	16	WH	GXL	1667742C1	1667740C1	8100F	A	N/A		
J56A	16	OR	GXL	1667742C1	1667740C1	8100F	B	N/A		
J58A	16	BN	GXL	1667742C1	1667740C1	8100F	C	N/A		
PV97H	18	VT	GXL	587576C1	587568C91	8450A	A	1652325C1		
PV97H	18	VT	GXL	587576C1	587568C91	8450A	A	1652325C1		
U97H	18	VT	GXL	587578C1	587567C91	8450A	A	1652325C1		
PV97J	18	VT	GXL	587576C1	587568C91	8450A	B	1652325C1		
PV97J	18	VT	GXL	587576C1	587568C91	8450A	B	1652325C1		
U97J	18	VT	GXL	587578C1	587567C91	8450A	B	1652325C1		
U97H	18	VT	GXL	587576C1	587568C91	8450B	A	1652325C1		
U97J	18	VT	GXL	587576C1	587568C91	8450B	B	1652325C1		
MK19	14	GY	GXL	587577C1	587567C91	8550B	A	589391C1		
MK19-GA	14	WH	GXL	587577C1	587567C91	8550B	B	589391C1		
NS22AG	18	WH	TXL	3672054C1	3823761C1	8993F	1	SWS_N_REQ		
NS22AG	18	WH	TXL	3672054C1	3823761C1	8993F	1	N/A		
NS22AA	18	PK	TXL	3672054C1	3823761C1	8993F	2	SWS_N_REQ		
NS22AA	18	PK	TXL	3672054C1	3823761C1	8993F	2	N/A		
RK5UF(-)	18	GN	TXL	3672054C1	3823761C1	8993F	11	SWS_N_REQ		
RK5UF(-)	18	GN	TXL	3672054C1	3823761C1	8993F	11	N/A		
RK5UF(+)	18	YL	TXL	3672054C1	3823761C1	8993F	12	SWS_N_REQ		
RK5UF(+)	18	YL	TXL	3672054C1	3823761C1	8993F	12	N/A		
FA36A	18	TN	GXL	1661875C1	1661778C1	9100A	A	1661872C1		
FA9BE	18	GY	GXL	1661875C1	1661778C1	9100A	B	1661872C1		
FB36A	18	TN	GXL	1661875C1	1661778C1	9100B	A	1661872C1		
FB9BE	18	GY	GXL	1661875C1	1661778C1	9100B	B	1661872C1		
FC36A	18	TN	GXL	1661875C1	1661778C1	9100C	A	1661872C1		
FC9BE	18	GY	GXL	1661875C1	1661778C1	9100C	B	1661872C1		
FD36A	18	TN	GXL	1661875C1	1661778C1	9100D	A	1661872C1		
FD9BE	18	GY	GXL	1661875C1	1661778C1	9100D	B	1661872C1		
FE36A	18	TN	GXL	1661875C1	1661778C1	9100E	A	1661872C1		
FE9BE	18	GY	GXL	1661875C1	1661778C1	9100E	B	1661872C1		
FF36A	18	TN	GXL	1661875C1	1661778C1	9100F	A	1661872C1		
FF9BE	18	GY	GXL	1661875C1	1661778C1	9100F	B	1661872C1		
WD14WA	18	RD	GXL	3518963C1	3586750C1	9200A	1	N/A		
WD13WA	18	PK	GXL	3518963C1	3586750C1	9200A	2	N/A		
WD12WB	18	LTBL	GXL	3518963C1	3586750C1	9200A	3	N/A		
WD61WA	18	GY	GXL	3518963C1	3586750C1	9200A	4	N/A		
WD61WE	18	GY	GXL	3518963C1	3586750C1	9200A	5	N/A		
WD12WA	18	LTBL	GXL	3518963C1	3586750C1	9200A	6	N/A		
WD61WB	18	GY	GXL	3518963C1	3586750C1	9200A	10	N/A		
WD61WF	18	GY	GXL	3518963C1	3586750C1	9200A	11	N/A		
WD10WB	18	WH	GXL	3518963C1	3586750C1	9200A	12	N/A		
SA71BA	12	OR	TXL	3612307C1	3612305C1	9303A	1	SWS_N_REQ		
SA56A	14	OR	GXL	3613770C1	3612305C1	9303A	2	SWS_N_REQ		
SA57A	14	OR	GXL	3613770C1	3612305C1	9303A	3	SWS_N_REQ		
SA68A	14	BN	GXL	3613770C1	3612305C1	9303A	4	SWS_N_REQ		
SA10-G	12	WH	TXL	3612307C1	3612305C1	9303A	5	SWS_N_REQ		
VH71BE	12	OR	TXL	3612307C1	3612305C1	9303K	1	SWS_N_REQ		
VJ71BE	12	OR	TXL	3612307C1	3612305C1	9303K	1	SWS_N_REQ		
VG56A	14	OR	GXL	3613770C1	3612305C1	9303K	2	SWS_N_REQ		
VL56AA	14	OR	GXL	3613770C1	3612305C1	9303K	3	SWS_N_REQ		
VG68AC	14	BN	GXL	3613770C1	3612305C1	9303K	4	SWS_N_REQ		
VL68ACA	14	BN	GXL	3613770C1	3612305C1	9303K	4	SWS_N_REQ		
VH10-GE	12	WH	TXL	3612307C1	3612305C1	9303K	5	SWS_N_REQ		
VJ10-GE	12	WH	TXL	3612307C1	3612305C1	9303K	5	SWS_N_REQ		
VH71BG	12	OR	TXL	3612307C1	3612305C1	9303L	1	SWS_N_REQ		
VJ71BG	12	OR	TXL	3612307C1	3612305C1	9303L	1	SWS_N_REQ		
VG57A	14	OR	GXL	3613770C1	3612305C1	9303L	3	SWS_N_REQ		
VL57AA	14	OR	GXL	3613770C1	3612305C1	9303L	3	SWS_N_REQ		
VG68AD	14	BN	GXL	3613770C1	3612305C1	9303L	4	SWS_N_REQ		
VL68ADA	14	BN	GXL	3613770C1	3612305C1	9303L	4	SWS_N_REQ		
VH10-GG	12	WH	TXL	3612307C1	3612305C1	9303L	5	SWS_N_REQ		
VJ10-GG	12	WH	TXL	3612307C1	3612305C1	9303L	5	SWS_N_REQ		
10-GA	16	WH	GXL	3522190C1	3522187C1	9303L1	1	3522194C1		
71BB	16	OR	GXL	3522190C1	3522187C1	9303L1	3	3522194C1		
68B	16	BN	GXL	3522190C1	3522187C1	9303L2	2	3522194C1		
56A	16	OR	GXL	3522190C1	3522187C1	9303L2	3	3522194C1		
VF71BC	12	OR	TXL	3612307C1	3612305C1	9303M	1	SWS_N_REQ		
VK71BC	12	OR	TXL	3612307C1	3612305C1	9303M	1	SWS_N_REQ		
VE56A	14	OR	GXL	3613770C1	3612305C1	9303M	2	SWS_N_REQ		
VE68AB	14	BN	GXL	3613770C1	3612305C1	9303M	4	SWS_N_REQ		
VF10-GC	12	WH	TXL	3612307C1	3612305C1	9303M	5	SWS_N_REQ		
VK10-GC	12	WH	TXL	3612307C1	3612305C1	9303M	5	SWS_N_REQ		
VF71BD	12	OR	TXL	3612307C1	3612305C1	9303N	1	SWS_N_REQ		
VK71BD	12	OR	TXL	3612307C1	3612305C1	9303N	1	SWS_N_REQ		
VE57A	14	OR	GXL	3613770C1	3612305C1	9303N	3	SWS_N_REQ		
VE68AA	14	BN	GXL	3613770C1	3612305C1	9303N	4	SWS_N_REQ		
VF10-GB	12	WH	TXL	3612307C1	3612305C1	9303N	5	SWS_N_REQ		
VK10-GB	12	WH	TXL	3612307C1	3612305C1	9303N	5	SWS_N_REQ		

Circuit Number	Gauge	Color	Insulation	Terminal / Splice Number	Connector Part Number	Connector Number	Cavity	Seal/Sleeve	Lock 1	Lock 2
10-GB	16	WH	GXL	3522190C1	3522187C1	9303R1	1	3522194C1		
71BC	16	OR	GXL	3522190C1	3522187C1	9303R1	3	3522194C1		
68C	16	BN	GXL	3522190C1	3522187C1	9303R2	2	3522194C1		
57A	16	OR	GXL	3522190C1	3522187C1	9303R2	3	3522194C1		
71BD	14	OR	GXL	2033816C1	1671610C1	9305B	A	589391C1		
VH71BF	12	OR	GXL	2033816C1	1671610C1	9305B	A	589390C1		
10-GC	12	WH	GXL	2033816C1	1671610C1	9305B	B	589390C1		
VH10-GF	12	WH	TXL	2033816C1	1671610C1	9305B	B	589391C1		
VF71BB	12	OR	TXL	2033816C1	1671610C1	9305C	A	589391C1		
VF10-GD	12	WH	TXL	2033816C1	1671610C1	9305C	B	589391C1		
10-GD	16	WH	GXL	3522190C1	3522187C1	9305L	1	3522194C1		
71BE	16	OR	GXL	3522190C1	3522187C1	9305L	3	3522194C1		
SB94BD	16	GY	GXL	1680205C1	3539777C1	9501D	1	SWS_N_REQ		
SD94BD	16	GY	GXL	1680205C1	3539777C1	9501D	1	SWS_N_REQ		
TF94BQ	16	GY	GXL	1680205C1	3539777C1	9501D	1	SWS_N_REQ		
UP94BQ	16	GY	GXL	1680205C1	3539777C1	9501D	1	SWS_N_REQ		
SB94BE	16	GY	GXL	1680205C1	3539777C1	9501D	2	SWS_N_REQ		
SD94BE	16	GY	GXL	1680205C1	3539777C1	9501D	2	SWS_N_REQ		
TF94BR	16	GY	GXL	1680205C1	3539777C1	9501D	2	SWS_N_REQ		
UP94BR	16	GY	GXL	1680205C1	3539777C1	9501D	2	SWS_N_REQ		
SB94BA	16	GY	GXL	2033819C1	1686834C1	9502A	A	1652325C1		
UP94BA	16	GY	GXL	2033819C1	1686834C1	9502A	A	1652325C1		
SB94BB	16	GY	GXL	2033819C1	1686834C1	9502A	B	1652325C1		
UP94BB	16	GY	GXL	2033819C1	1686834C1	9502A	B	1652325C1		
SB94BC	16	GY	GXL	2033819C1	1686834C1	9502A	C	1652325C1		
UP94BC	16	GY	GXL	2033819C1	1686834C1	9502A	C	1652325C1		
SD94BA	16	GY	GXL	2033819C1	1686834C1	9502B	A	1652325C1		
SZ94BA	16	GY	GXL	2033819C1	1686834C1	9502B	A	1652325C1		
TF94BY	16	GY	GXL	2033819C1	1686834C1	9502B	A	1652325C1		
UP94BY	16	GY	GXL	2033819C1	1686834C1	9502B	A	1652325C1		
SD94BB	16	GY	GXL	2033819C1	1686834C1	9502B	B	1652325C1		
SZ94BB	16	GY	GXL	2033819C1	1686834C1	9502B	B	1652325C1		
TF94BZ	16	GY	GXL	2033819C1	1686834C1	9502B	B	1652325C1		
UP94BZ	16	GY	GXL	2033819C1	1686834C1	9502B	B	1652325C1		
SD94BC	16	GY	GXL	2033819C1	1686834C1	9502B	C	1652325C1		
SZ94BC	16	GY	GXL	2033819C1	1686834C1	9502B	C	1652325C1		
TF94BP	16	GY	GXL	2033819C1	1686834C1	9502B	C	1652325C1		
UP94BP	16	GY	GXL	2033819C1	1686834C1	9502B	C	1652325C1		
SB94BF	16	GY	GXL	1680205C1	3539777C1	9503D	1	SWS_N_REQ		
SD94BF	16	GY	GXL	1680205C1	3539777C1	9503D	1	SWS_N_REQ		
TF94BV	16	GY	GXL	1680205C1	3539777C1	9503D	1	SWS_N_REQ		
UP94BV	16	GY	GXL	1680205C1	3539777C1	9503D	1	SWS_N_REQ		
SB94BH	16	GY	GXL	1680205C1	3539777C1	9503D	2	SWS_N_REQ		
SD94BH	16	GY	GXL	1680205C1	3539777C1	9503D	2	SWS_N_REQ		
TF94BW	16	GY	GXL	1680205C1	3539777C1	9503D	2	SWS_N_REQ		
UP94BW	16	GY	GXL	1680205C1	3539777C1	9503D	2	SWS_N_REQ		
SD94BJ	16	GY	GXL	2033819C1	1686834C1	9504A	A	1652325C1		
SZ94BJ	16	GY	GXL	2033819C1	1686834C1	9504A	A	1652325C1		
TF94BS	16	GY	GXL	2033819C1	1686834C1	9504A	A	1652325C1		
UP94BS	16	GY	GXL	2033819C1	1686834C1	9504A	A	1652325C1		
SD94BK	16	GY	GXL	2033819C1	1686834C1	9504A	B	1652325C1		
SZ94BK	16	GY	GXL	2033819C1	1686834C1	9504A	B	1652325C1		
TF94BT	16	GY	GXL	2033819C1	1686834C1	9504A	B	1652325C1		
UP94BT	16	GY	GXL	2033819C1	1686834C1	9504A	B	1652325C1		
SD94BL	16	GY	GXL	2033819C1	1686834C1	9504A	C	1652325C1		
SZ94BL	16	GY	GXL	2033819C1	1686834C1	9504A	C	1652325C1		
TF94BU	16	GY	GXL	2033819C1	1686834C1	9504A	C	1652325C1		
UP94BU	16	GY	GXL	2033819C1	1686834C1	9504A	C	1652325C1		
SB94BJ	16	GY	GXL	2033819C1	1686834C1	9504B	A	1652325C1		
UP94BJ	16	GY	GXL	2033819C1	1686834C1	9504B	A	1652325C1		
SB94BK	16	GY	GXL	2033819C1	1686834C1	9504B	B	1652325C1		
UP94BK	16	GY	GXL	2033819C1	1686834C1	9504B	B	1652325C1		
SB94BL	16	GY	GXL	2033819C1	1686834C1	9504B	C	1652325C1		
UP94BL	16	GY	GXL	2033819C1	1686834C1	9504B	C	1652325C1		
SC94BM	16	GY	GXL	3679224C1	3678796C1	9505A	1	3601687C1		
SE94BM	16	GY	GXL	3679224C1	3678796C1	9505A	1	3601687C1		
SC94BN	16	GY	GXL	3679224C1	3678796C1	9505A	2	3601687C1		
SE94BN	16	GY	GXL	3679224C1	3678796C1	9505A	2	3601687C1		
SR94MD	18	GY	TXL	6111842C1	6111844C1	9506D	1	6111843C1		
US94BQA	18	GY	TXL	6111842C1	6111844C1	9506D	1	6111843C1		
VT94MD	18	GY	TXL	6111842C1	6111844C1	9506D	1	6111843C1		
SR94ME	18	GY	TXL	6111842C1	6111844C1	9506D	2	6111843C1		
US94BRA	18	GY	TXL	6111842C1	6111844C1	9506D	2	6111843C1		
VT94ME	18	GY	TXL	6111842C1	6111844C1	9506D	2	6111843C1		
SS94MD	18	GY	TXL	6111842C1	6111844C1	9506E	1	6111843C1		
UJ94BQA	18	GY	TXL	6111842C1	6111844C1	9506E	1	6111843C1		
SS94ME	18	GY	TXL	6111842C1	6111844C1	9506E	2	6111843C1		
UJ94BRA	18	GY	TXL	6111842C1	6111844C1	9506E	2	6111843C1		
SR94MA	18	GY	TXL	3601686C1	3919376C1	9507A	1	3733609C1		
US94MA	18	GY	TXL	3601686C1	3919376C1	9507A	1	3733609C1		
SR94MB	18	GY	TXL	3601686C1	3919376C1	9507A	2	3733609C1		
US94MB	18	GY	TXL	3601686C1	3919376C1	9507A	2	3733609C1		
SR94MC	18	GY	TXL	3601686C1	3919376C1	9507A	3	3733609C1		
US94MC	18	GY	TXL	3601686C1	3919376C1	9507A	3	3733609C1		
SS94MA	18	GY	TXL	3601686C1	3919376C1	9507B	1	3733609C1		
UJ94BYA	18	GY	TXL	3601686C1	3919376C1	9507B	1	3733609C1		
US94BYA	18	GY	TXL	3601686C1	3919376C1	9507B	1	3733609C1		
VT94MA	18	GY	TXL	3601686C1	3919376C1	9507B	1	3733609C1		
SS94MB	18	GY	TXL	3601686C1	3919376C1	9507B	2	3733609C1		
UJ94BZA	18	GY	TXL	3601686C1	3919376C1	9507B	2	3733609C1		
US94BZA	18	GY	TXL	3601686C1	3919376C1	9507B	2	3733609C1		
VT94MB	18	GY	TXL	3601686C1	3919376C1	9507B	2	3733609C1		
SS94MC	18	GY	TXL	3601686C1	3919376C1	9507B	3	3733609C1		
UJ94BPA	18	GY	TXL	3601686C1	3919376C1	9507B	3	3733609C1		
US94BPA	18	GY	TXL	3601686C1	3919376C1	9507B	3	3733609C1		
VT94MC	18	GY	TXL	3601686C1	3919376C1	9507B	3	3733609C1		
SR94MF	18	GY	TXL	6111842C1	6111844C1	9508D	1	6111843C1		
US94BVA	18	GY	TXL	6111842C1	6111844C1	9508D	1	6111843C1		
VT94MF	18	GY	TXL	6111842C1	6111844C1	9508D	1	6111843C1		
SR94MH	18	GY	TXL	6111842C1	6111844C1	9508D	2	6111843C1		
US94BWA	18	GY	TXL	6111842C1	6111844C1	9508D	2	6111843C1		
VT94MH	18	GY	TXL	6111842C1	6111844C1	9508D	2	6111843C1		
SS94MF	18	GY	TXL	6111842C1	6111844C1	9508E	1	6111843C1		
UJ94BVA	18	GY	TXL	6111842C1	6111844C1	9508E	1	6111843C1		
SS94MH	18	GY	TXL	6111842C1	6111844C1	9508E	2	6111843C1		
UJ94BWA	18	GY	TXL	6111842C1	6111844C1	9508E	2	6111843C1		
SS94MJ	18	GY	TXL	3601686C1	3919376C1	9509A	1	3733609C1		
UJ94BSA	18	GY	TXL	3601686C1	3919376C1	9509A	1	3733609C1		
US94BSA	18	GY	TXL	3601686C1	3919376C1	9509A	1	3733609C1		
VT94MJ	18	GY	TXL	3601686C1	3919376C1	9509A	1	3733609C1		
SS94MK	18	GY	TXL	3601686C1	3919376C1	9509A	2	3733609C1		
UJ94BTA	18	GY	TXL	3601686C1	3919376C1	9509A	2	3733609C1		
US94BTA	18	GY	TXL	3601686C1	3919376C1	9509A	2	3733609C1		
VT94MK	18	GY	TXL	3601686C1	3919376C1	9509A	2	3733609C1		
SS94ML	18	GY	TXL	3601686C1	3919376C1	9509A	3	3733609C1		

Circuit Number	Gauge	Color	Insulation	Terminal / Splice Number	Connector Part Number	Connector Number	Cavity	Seal/Sleeve	Lock 1	Lock 2
UJ94BUA	18	GY	TXL	3601686C1	3919376C1	9509A	3	3733609C1		
US94BUA	18	GY	TXL	3601686C1	3919376C1	9509A	3	3733609C1		
VT94ML	18	GY	TXL	3601686C1	3919376C1	9509A	3	3733609C1		
SR94MJ	18	GY	TXL	3601686C1	3919376C1	9509B	1	3733609C1		
US94MJ	18	GY	TXL	3601686C1	3919376C1	9509B	1	3733609C1		
SR94MK	18	GY	TXL	3601686C1	3919376C1	9509B	2	3733609C1		
US94MK	18	GY	TXL	3601686C1	3919376C1	9509B	2	3733609C1		
SR94ML	18	GY	TXL	3601686C1	3919376C1	9509B	3	3733609C1		
US94ML	18	GY	TXL	3601686C1	3919376C1	9509B	3	3733609C1		
SJ94SZC	18	GY	GXL	1651943C1	1678137C1	9510A	A	N/A		
SJ94SVC	18	GY	GXL	1651943C1	1678137C1	9510A	B	N/A		
SJ94SH	18	GY	GXL	1651943C1	1678137C1	9510A	C	N/A		
PM94SZC	16	GY	GXL	1661875C1	1667741C1	9510F	A	1661872C1		
PM94SVC	16	GY	GXL	1661875C1	1667741C1	9510F	B	1661872C1		
PM94SH	16	GY	GXL	1661875C1	1667741C1	9510F	C	1661872C1		
SJ94SZC	18	GY	GXL	1667742C1	1667740C1	9510M	A	1661872C1		
SJ94SVC	18	GY	GXL	1667742C1	1667740C1	9510M	B	1661872C1		
SJ94SH	18	GY	GXL	1667742C1	1667740C1	9510M	C	1661872C1		
PR94SAB	18	GY	GXL	3601686C1	3601685C1	9511A	1	3601687C1		
PR94SCB	18	GY	GXL	3601686C1	3601685C1	9511A	2	3601687C1		
PR94SBB	18	GY	GXL	3601686C1	3601685C1	9511A	3	3601687C1		
PR94SDB	18	GY	GXL	3601686C1	3601685C1	9511A	4	3601687C1		
HC94A	16	GY	GXL	3679224C1	3678796C1	9516B	1	3601687C1		
HC94B	16	GY	GXL	3679224C1	3678796C1	9516B	2	3601687C1		
BA94BY	16	GY	GXL	3613770C1	3690369C1	9516M	1	N/A		
SA94BY	16	GY	GXL	3613770C1	3690369C1	9516M	1	N/A		
TF94BY	16	GY	GXL	3618273C1	6112506C1	9516M	1	SWS_N_REQ		
UJ94BY	18	GY	GXL	3618272C1	6112506C1	9516M	1	SWS_N_REQ		
UP94BY	18	GY	GXL	3618273C1	6112506C1	9516M	1	SWS_N_REQ		
US94BY	18	GY	GXL	3618272C1	6112506C1	9516M	1	SWS_N_REQ		
VA94BY	16	GY	GXL	3618273C1	6112506C1	9516M	1	SWS_N_REQ		
VB94BY	18	GY	GXL	3618272C1	6112506C1	9516M	1	SWS_N_REQ		
BA94BZ	16	GY	GXL	3613770C1	3690369C1	9516M	2	N/A		
SA94BZ	16	GY	GXL	3613770C1	3690369C1	9516M	2	N/A		
TF94BZ	16	GY	GXL	3618273C1	6112506C1	9516M	2	SWS_N_REQ		
UJ94BZ	18	GY	GXL	3618272C1	6112506C1	9516M	2	SWS_N_REQ		
UP94BZ	16	GY	GXL	3618273C1	6112506C1	9516M	2	SWS_N_REQ		
US94BZ	18	GY	GXL	3618272C1	6112506C1	9516M	2	SWS_N_REQ		
VA94BZ	16	GY	GXL	3618273C1	6112506C1	9516M	2	SWS_N_REQ		
VB94BZ	18	GY	GXL	3618272C1	6112506C1	9516M	2	SWS_N_REQ		
BA94BP	16	GY	GXL	3613770C1	3690369C1	9516M	3	N/A		
SA94BP	16	GY	GXL	3613770C1	3690369C1	9516M	3	N/A		
TF94BP	16	GY	GXL	3618273C1	6112506C1	9516M	3	SWS_N_REQ		
UJ94BP	18	GY	GXL	3618272C1	6112506C1	9516M	3	SWS_N_REQ		
UP94BP	16	GY	GXL	3618273C1	6112506C1	9516M	3	SWS_N_REQ		
US94BP	18	GY	GXL	3618272C1	6112506C1	9516M	3	SWS_N_REQ		
VA94BP	16	GY	GXL	3618273C1	6112506C1	9516M	3	SWS_N_REQ		
VB94BP	18	GY	GXL	3618272C1	6112506C1	9516M	3	SWS_N_REQ		
BA94BQ	16	GY	GXL	3613770C1	3690369C1	9516M	4	N/A		
SA94BQ	16	GY	GXL	3613770C1	3690369C1	9516M	4	N/A		
TF94BQ	16	GY	GXL	3618273C1	6112506C1	9516M	4	SWS_N_REQ		
UJ94BQ	18	GY	GXL	3618272C1	6112506C1	9516M	4	SWS_N_REQ		
UP94BQ	16	GY	GXL	3618273C1	6112506C1	9516M	4	SWS_N_REQ		
US94BQ	18	GY	GXL	3618272C1	6112506C1	9516M	4	SWS_N_REQ		
VA94BQ	16	GY	GXL	3618273C1	6112506C1	9516M	4	SWS_N_REQ		
VB94BQ	18	GY	GXL	3618272C1	6112506C1	9516M	4	SWS_N_REQ		
BA94BR	16	GY	GXL	3613770C1	3690369C1	9516M	5	N/A		
SA94BR	16	GY	GXL	3613770C1	3690369C1	9516M	5	N/A		
TF94BR	16	GY	GXL	3618273C1	6112506C1	9516M	5	SWS_N_REQ		
UJ94BR	18	GY	GXL	3618272C1	6112506C1	9516M	5	SWS_N_REQ		
UP94BR	16	GY	GXL	3618273C1	6112506C1	9516M	5	SWS_N_REQ		
US94BR	18	GY	GXL	3618272C1	6112506C1	9516M	5	SWS_N_REQ		
VA94BR	16	GY	GXL	3618273C1	6112506C1	9516M	5	SWS_N_REQ		
VB94BR	18	GY	GXL	3618272C1	6112506C1	9516M	5	SWS_N_REQ		
BA94BS	16	GY	GXL	3613770C1	3690369C1	9516M	6	N/A		
SA94BS	16	GY	GXL	3613770C1	3690369C1	9516M	6	N/A		
TF94BS	16	GY	GXL	3618273C1	6112506C1	9516M	6	SWS_N_REQ		
UJ94BS	18	GY	GXL	3618272C1	6112506C1	9516M	6	SWS_N_REQ		
UP94BS	16	GY	GXL	3618273C1	6112506C1	9516M	6	SWS_N_REQ		
US94BS	18	GY	GXL	3618272C1	6112506C1	9516M	6	SWS_N_REQ		
VA94BS	16	GY	GXL	3618273C1	6112506C1	9516M	6	SWS_N_REQ		
VB94BS	18	GY	GXL	3618272C1	6112506C1	9516M	6	SWS_N_REQ		
BA94BT	16	GY	GXL	3613770C1	3690369C1	9516M	7	N/A		
SA94BT	16	GY	GXL	3613770C1	3690369C1	9516M	7	N/A		
TF94BT	16	GY	GXL	3618273C1	6112506C1	9516M	7	SWS_N_REQ		
UJ94BT	18	GY	GXL	3618272C1	6112506C1	9516M	7	SWS_N_REQ		
UP94BT	16	GY	GXL	3618273C1	6112506C1	9516M	7	SWS_N_REQ		
US94BT	18	GY	GXL	3618272C1	6112506C1	9516M	7	SWS_N_REQ		
VA94BT	16	GY	GXL	3618273C1	6112506C1	9516M	7	SWS_N_REQ		
VB94BT	18	GY	GXL	3618272C1	6112506C1	9516M	7	SWS_N_REQ		
BA94BU	16	GY	GXL	3613770C1	3690369C1	9516M	8	N/A		
SA94BU	16	GY	GXL	3613770C1	3690369C1	9516M	8	N/A		
TF94BU	16	GY	GXL	3618273C1	6112506C1	9516M	8	SWS_N_REQ		
UJ94BU	18	GY	GXL	3618272C1	6112506C1	9516M	8	SWS_N_REQ		
UP94BU	16	GY	GXL	3618273C1	6112506C1	9516M	8	SWS_N_REQ		
US94BU	18	GY	GXL	3618272C1	6112506C1	9516M	8	SWS_N_REQ		
VA94BU	16	GY	GXL	3618273C1	6112506C1	9516M	8	SWS_N_REQ		
VB94BU	18	GY	GXL	3618272C1	6112506C1	9516M	8	SWS_N_REQ		
BA94BV	16	GY	GXL	3613770C1	3690369C1	9516M	9	N/A		
SA94BV	16	GY	GXL	3613770C1	3690369C1	9516M	9	N/A		
TF94BV	16	GY	GXL	3618273C1	6112506C1	9516M	9	SWS_N_REQ		
UJ94BV	18	GY	GXL	3618272C1	6112506C1	9516M	9	SWS_N_REQ		
UP94BV	16	GY	GXL	3618273C1	6112506C1	9516M	9	SWS_N_REQ		
US94BV	18	GY	GXL	3618272C1	6112506C1	9516M	9	SWS_N_REQ		
VA94BV	16	GY	GXL	3618273C1	6112506C1	9516M	9	SWS_N_REQ		
VB94BV	18	GY	GXL	3618272C1	6112506C1	9516M	9	SWS_N_REQ		
BA94BW	16	GY	GXL	3613770C1	3690369C1	9516M	10	N/A		
SA94BW	16	GY	GXL	3613770C1	3690369C1	9516M	10	N/A		
TF94BW	16	GY	GXL	3618273C1	6112506C1	9516M	10	SWS_N_REQ		
UJ94BW	18	GY	GXL	3618272C1	6112506C1	9516M	10	SWS_N_REQ		
UP94BW	16	GY	GXL	3618273C1	6112506C1	9516M	10	SWS_N_REQ		
US94BW	18	GY	GXL	3618272C1	6112506C1	9516M	10	SWS_N_REQ		
VA94BW	16	GY	GXL	3618273C1	6112506C1	9516M	10	SWS_N_REQ		
VB94BW	18	GY	GXL	3618272C1	6112506C1	9516M	10	SWS_N_REQ		
MA152AA	16	GY	TXL	3618273C1	3924162C1	9540F	1	N/A		
MA152AB	16	GY	TXL	3618273C1	3924162C1	9540F	2	N/A		
PA152AA	16	GY	TXL	3613770C1	3626435C1	9540M	1	SWS_N_REQ		
PA152AB	16	GY	TXL	3613770C1	3626435C1	9540M	2	SWS_N_REQ		
RR70W	10	RD	GXL	2025425C1	1667732C1	9715F	A	1667735C1		
RS70W	10	RD	GXL	2025425C1	1667732C1	9715F	A	1667735C1		
VX70BB	10	RD	GXL	2025425C1	1667732C1	9715F	A	1667735C1		
VY70BB	10	RD	GXL	2025425C1	1667732C1	9715F	A	1667735C1		
RR68W	10	BN	GXL	2025425C1	1667732C1	9715F	B	1667735C1		
RS68W	10	BN	GXL	2025425C1	1667732C1	9715F	B	1667735C1		
VX68BB	10	BN	GXL	2025425C1	1667732C1	9715F	B	1667735C1		

Circuit Number	Gauge	Color	Insulation	Terminal / Splice Number	Connector Part Number	Connector Number	Cavity	Seal/Sleeve	Lock 1	Lock 2
VY68BB	10	BN	GXL	2025425C1	1667732C1	9715F	B	1667735C1		
RR94W	10	DKBL	GXL	2025425C1	1667732C1	9715F	C	1667735C1		
RS94W	10	DKBL	GXL	2025425C1	1667732C1	9715F	C	1667735C1		
VX94BB	10	DKBL	GXL	2025425C1	1667732C1	9715F	C	1667735C1		
VY94BB	10	DKBL	GXL	2025425C1	1667732C1	9715F	C	1667735C1		
NK70W	10	RD	GXL	1667737C1	1667733C1	9715M	A	1667735C1		
NM70T	10	RD	TXL	1667737C1	1667733C1	9715M	A	1667735C1		
YT70W	10	RD	GXL	1667737C1	1667733C1	9715M	A	1667735C1		
NK68W	10	BN	GXL	1667737C1	1667733C1	9715M	B	1667735C1		
NM68T	10	BN	TXL	1667737C1	1667733C1	9715M	B	1667735C1		
YT68W	10	BN	GXL	1667737C1	1667733C1	9715M	B	1667735C1		
NK94W	10	GY	GXL	1667737C1	1667733C1	9715M	C	1667735C1		
NM94T	10	GY	TXL	1667737C1	1667733C1	9715M	C	1667735C1		
YT94W	10	GY	GXL	1667737C1	1667733C1	9715M	C	1667735C1		
NK58W	10	BK	GXL	2025425C1	1667732C1	9716F	A	1667735C1		
NM58T	10	BK	GXL	2025425C1	1667732C1	9716F	A	1667735C1		
YT58W	10	BK	GXL	2025425C1	1667732C1	9716F	A	1667735C1		
NK56W	10	YL	GXL	2025425C1	1667732C1	9716F	B	1667735C1		
NM56T	10	YL	GXL	2025425C1	1667732C1	9716F	B	1667735C1		
YT56W	10	YL	GXL	2025425C1	1667732C1	9716F	B	1667735C1		
NK57W	10	LTGN	GXL	2025425C1	1667732C1	9716F	C	1667735C1		
NM57T	10	LTGN	GXL	2025425C1	1667732C1	9716F	C	1667735C1		
YT57W	10	LTGN	GXL	2025425C1	1667732C1	9716F	C	1667735C1		
RR58W	10	BK	GXL	1667737C1	1667733C1	9716M	A	1667735C1		
RS58W	10	BK	GXL	1667737C1	1667733C1	9716M	A	1667735C1		
VX58BB	10	BK	GXL	1667737C1	1667733C1	9716M	A	1667735C1		
VY58BB	10	BK	GXL	1667737C1	1667733C1	9716M	A	1667735C1		
RR56W	10	YL	GXL	1667737C1	1667733C1	9716M	B	1667735C1		
RS56W	10	YL	GXL	1667737C1	1667733C1	9716M	B	1667735C1		
VX56BB	10	YL	GXL	1667737C1	1667733C1	9716M	B	1667735C1		
VY56BB	10	YL	GXL	1667737C1	1667733C1	9716M	B	1667735C1		
RR57W	10	LTGN	GXL	1667737C1	1667733C1	9716M	C	1667735C1		
RS57W	10	LTGN	GXL	1667737C1	1667733C1	9716M	C	1667735C1		
VX57BB	10	LTGN	GXL	1667737C1	1667733C1	9716M	C	1667735C1		
VY57BB	10	LTGN	GXL	1667737C1	1667733C1	9716M	C	1667735C1		
YV116-GA	18	WH	TXL	3549254C1		9717F	1	2644038R1		
YY116-GA	18	WH	TXL	3549254C1		9717F	1	2644038R1		
VZ10-GBB	8	WH	GXL	3517818C1	3517817C1	9717F	A	SWS_N_REQ		
WA10-GBB	8	WH	GXL	3517818C1	3517817C1	9717F	A	SWS_N_REQ		
UC10-GBB	8	WH	GXL	3710088C1		9717M	A	2644005R1		
NY65BD	16	OR	GXL	N/A	BLUNT_SL_V	9719A	A	SWS_N_REQ		
NY65-GB	16	WH	GXL	N/A	BLUNT_SL_V	9719A	B	SWS_N_REQ		
NY65BE	16	OR	GXL	N/A	BLUNT_SL_V	9720A	A	SWS_N_REQ		
NY65-GC	16	WH	GXL	N/A	BLUNT_SL_V	9720A	B	SWS_N_REQ		
WA10-GBB	8	WH	GXL	N/A	BLUNT_SL_V	9724A	A	SWS_N_REQ		
VY56BB	10	YL	GXL	N/A	BLUNT_SL_V	9724A	B	SWS_N_REQ		
VY57BB	10	LTGN	GXL	N/A	BLUNT_SL_V	9724A	C	SWS_N_REQ		
VY58BB	10	BK	GXL	N/A	BLUNT_SL_V	9724A	D	SWS_N_REQ		
VY68BB	10	BN	GXL	N/A	BLUNT_SL_V	9724A	E	SWS_N_REQ		
VY70BB	10	RD	GXL	N/A	BLUNT_SL_V	9724A	F	SWS_N_REQ		
VY94BB	10	DKBL	GXL	N/A	BLUNT_SL_V	9724A	G	SWS_N_REQ		
SY59-GA	14	WH	GXL	2033816C1	1661375C2	9738B	A	589391C1		
SY59E	16	GY	GXL	2033819C1	1661375C2	9738B	B	1652325C1		
SY59F	16	GY	GXL	2033819C1	1661375C2	9738B	C	1652325C1		
SY59H	16	GY	GXL	2033819C1	1661375C2	9738B	D	1652325C1		
SY59J	16	GY	GXL	2033819C1	1661375C2	9738B	E	1652325C1		
SX59-GA	16	GY	GXL	2033819C1	1661375C2	9739B	A	1652325C1		
SX59E	16	GY	GXL	2033819C1	1661375C2	9739B	B	1652325C1		
SX59F	16	GY	GXL	2033819C1	1661375C2	9739B	C	1652325C1		
SX59H	16	GY	GXL	2033819C1	1661375C2	9739B	D	1652325C1		
SX59J	16	GY	GXL	2033819C1	1661375C2	9739B	E	1652325C1		
SZ59-GA	14	WH	GXL	2033816C1	1661375C2	9740A	A	589391C1		
SZ59E	18	GY	GXL	2033819C1	1661375C2	9740A	B	1652325C1		
SZ59F	18	GY	GXL	2033819C1	1661375C2	9740A	C	1652325C1		
SZ59H	18	GY	GXL	2033819C1	1661375C2	9740A	D	1652325C1		
SZ59J	18	GY	GXL	2033819C1	1661375C2	9740A	E	1652325C1		
SV59-GA	14	WH	GXL	2033816C1	1661375C2	9741A	A	589391C1		
SV59E	18	GY	GXL	2033819C1	1661375C2	9741A	B	1652325C1		
SV59F	18	GY	GXL	2033819C1	1661375C2	9741A	C	1652325C1		
SV59H	18	GY	GXL	2033819C1	1661375C2	9741A	D	1652325C1		
SV59J	18	GY	GXL	2033819C1	1661375C2	9741A	E	1652325C1		
NH58T	10	BK	GXL	2025425C1	1667732C1	9779F	A	1667735C1		
NK58U	10	BK	GXL	2025425C1	1667732C1	9779F	A	1667735C1		
SG58T	10	BK	GXL	2025425C1	1667732C1	9779F	A	1667735C1		
NH56T	10	YL	GXL	2025425C1	1667732C1	9779F	B	1667735C1		
NK56U	10	YL	GXL	2025425C1	1667732C1	9779F	B	1667735C1		
SG56T	10	YL	GXL	2025425C1	1667732C1	9779F	B	1667735C1		
NH57T	10	LTGN	GXL	2025425C1	1667732C1	9779F	C	1667735C1		
NK57U	10	LTGN	GXL	2025425C1	1667732C1	9779F	C	1667735C1		
SG57T	10	LTGN	GXL	2025425C1	1667732C1	9779F	C	1667735C1		
RZ58T	10	BK	GXL	2025425C1	1667732C1	9779F1	A	1667735C1		
RZ56T	10	YL	GXL	2025425C1	1667732C1	9779F1	B	1667735C1		
RZ57T	10	LTGN	GXL	2025425C1	1667732C1	9779F1	C	1667735C1		
MD72V	10	OR	TXL	1687847C1	3535482C1	9780M	A	589390C1		
ME94T	10	DKBL	TXL	1687847C1	3535482C1	9780M	A	589390C1		
NH94T	10	GY	TXL	1687847C1	3535482C1	9780M	A	589390C1		
NK94U	10	GY	TXL	1687847C1	3535482C1	9780M	A	589390C1		
NH68T	10	BN	TXL	1687847C1	3535482C1	9780M	B	589390C1		
NK68U	10	BN	TXL	1687847C1	3535482C1	9780M	B	589390C1		
SG68T	10	BN	TXL	1687847C1	3535482C1	9780M	B	589390C1		
NH70T	10	RD	TXL	1687847C1	3535482C1	9780M	C	589390C1		
NK70U	10	RD	TXL	1687847C1	3535482C1	9780M	C	589390C1		
SG70T	10	RD	TXL	1687847C1	3535482C1	9780M	C	589390C1		
NJ72V	12	OR	GXL	2033816C1	3535482C1	9780M	D	589390C1		
RZ94T	10	GY	TXL	1667737C1	1667733C1	9780M1	A	1667735C1		
RZ68T	10	BN	TXL	1667737C1	1667733C1	9780M1	B	1667735C1		
RZ70T	10	RD	TXL	1667737C1	1667733C1	9780M1	C	1667735C1		
RG58T	10	BK	GXL	2025425C1	1667732C1	9781F	A	1667735C1		
SH58T	10	BK	GXL	2025425C1	1667732C1	9781F	A	1667735C1		
YT58U	10	BK	GXL	2025425C1	1667732C1	9781F	A	1667735C1		
RG56T	10	YL	GXL	2025425C1	1667732C1	9781F	B	1667735C1		
SH56T	10	YL	GXL	2025425C1	1667732C1	9781F	B	1667735C1		
YT56U	10	YL	GXL	2025425C1	1667732C1	9781F	B	1667735C1		
RG57T	10	LTGN	GXL	2025425C1	1667732C1	9781F	C	1667735C1		
SH57T	10	LTGN	GXL	2025425C1	1667732C1	9781F	C	1667735C1		
YT57U	10	LTGN	GXL	2025425C1	1667732C1	9781F	C	1667735C1		
MG72V	10	OR	TXL	1687847C1	3535482C1	9782M	A	589390C1		
MH94T	10	DKBL	TXL	1687847C1	3535482C1	9782M	A	589390C1		
RG94T	10	GY	TXL	1687847C1	3535482C1	9782M	A	589390C1		
YT94U	10	GY	TXL	1687847C1	3535482C1	9782M	A	589390C1		
RG68T	10	BN	TXL	1687847C1	3535482C1	9782M	B	589390C1		
SH68T	10	BN	TXL	1687847C1	3535482C1	9782M	B	589390C1		
YT68U	10	BN	TXL	1687847C1	3535482C1	9782M	B	589390C1		
RG70T	10	RD	TXL	1687847C1	3535482C1	9782M	C	589390C1		
SH70T	10	RD	TXL	1687847C1	3535482C1	9782M	C	589390C1		

Circuit Number	Gauge	Color	Insulation	Terminal / Splice Number	Connector Part Number	Connector Number	Cavity	Seal/Sleeve	Lock 1	Lock 2
YT70U	10	RD	TXL	1687847C1	3535482C1	9782M	C	589390C1		
RJ72V	12	OR	GXL	2033816C1	3535482C1	9782M	D	589390C1		
MD94T	10	DKBL	TXL	2031531C1	2031522C1	9783M	A	2025427C1		
ME72V	10	OR	TXL	2031531C1	2031522C1	9783M	A	2025427C1		
MG94T	10	DKBL	TXL	2031531C1	2031522C1	9783M	A	2025427C1		
MH72V	10	OR	TXL	2031531C1	2031522C1	9783M	A	2025427C1		
MD94TA	12	YL	GXL	2031531C1	2031522C1	9783M	B	2025428C1		
MG94TA	12	YL	GXL	2031531C1	2031522C1	9783M	B	2025428C1		
RR58W	10	BK	GXL	2025425C1	1667732C1	9789F	A	1667735C1		
RR56W	10	YL	GXL	2025425C1	1667732C1	9789F	B	1667735C1		
RR57W	10	LTGN	GXL	2025425C1	1667732C1	9789F	C	1667735C1		
RS58W	10	BK	GXL	2025425C1	1667732C1	9789FA	A	1667735C1		
RS56W	10	YL	GXL	2025425C1	1667732C1	9789FA	B	1667735C1		
RS57W	10	LTGN	GXL	2025425C1	1667732C1	9789FA	C	1667735C1		
RR70W	10	RD	GXL	1667737C1	1667733C1	9790M	A	1667735C1		
RR68W	10	BN	GXL	1667737C1	1667733C1	9790M	B	1667735C1		
RR94W	10	DKBL	GXL	1667737C1	1667733C1	9790M	C	1667735C1		
RS70W	10	RD	GXL	1667737C1	1667733C1	9790MA	A	1667735C1		
RS68W	10	BN	GXL	1667737C1	1667733C1	9790MA	B	1667735C1		
RS94W	10	DKBL	GXL	1667737C1	1667733C1	9790MA	C	1667735C1		
NA71BA	14	OR	GXL	3559035C1	3558026C1	9800F	1	3575783C1		
PB71BA	14	OR	GXL	3559035C1	3558026C1	9800F	1	3575783C1		
NA56A	14	OR	GXL	3559035C1	3558026C1	9800F	2	3575783C1		
PB56A	14	OR	GXL	3559035C1	3558026C1	9800F	2	3575783C1		
NA57A	14	OR	GXL	3559035C1	3558026C1	9800F	3	3575783C1		
PB57A	14	OR	GXL	3559035C1	3558026C1	9800F	3	3575783C1		
NA68A	14	BN	GXL	3559035C1	3558026C1	9800F	4	3575783C1		
PB68B	14	BN	GXL	3559035C1	3558026C1	9800F	4	3575783C1		
NA10-G	12	WH	TXL	3559035C1	3558026C1	9800F	5	3575783C1		
PB10-G	12	WH	TXL	3559035C1	3558026C1	9800F	5	3575783C1		
NR32A	18	TN	GXL	3509874C1	3558026C1	9800F	6	3509903C1		
NR9BF	18	GY	GXL	3509874C1	3558026C1	9800F	7	3509903C1		
NS32	18	TN	GXL	3509874C1	3558026C1	9800F	8	3509903C1		
NT49	18	GY	GXL	3509874C1	3558026C1	9800F	9	3509903C1		
NT49-G	18	WH	GXL	3509874C1	3558026C1	9800F	10	3509903C1		
NU49A	18	GY	GXL	3509874C1	3558026C1	9800F	11	3509903C1		
BB94BA	16	GY	GXL	3559035C1	3558026C1	9800F	13	3509903C1		
NB94BA	16	GY	GXL	3559035C1	3558026C1	9800F	13	3509903C1		
BB94BB	16	GY	GXL	3559035C1	3558026C1	9800F	14	3509903C1		
NB94BB	16	GY	GXL	3559035C1	3558026C1	9800F	14	3509903C1		
BB94BC	16	GY	GXL	3559035C1	3558026C1	9800F	15	3509903C1		
NB94BC	16	GY	GXL	3559035C1	3558026C1	9800F	15	3509903C1		
BB94BD	16	GY	GXL	3559035C1	3558026C1	9800F	16	3509903C1		
NB94BD	16	GY	GXL	3559035C1	3558026C1	9800F	16	3509903C1		
BB94BE	16	GY	GXL	3559035C1	3558026C1	9800F	17	3509903C1		
NB94BE	16	GY	GXL	3559035C1	3558026C1	9800F	17	3509903C1		
BB94BF	16	GY	GXL	3559035C1	3558026C1	9800F	18	3509903C1		
NB94BF	16	GY	GXL	3559035C1	3558026C1	9800F	18	3509903C1		
BB94BH	16	GY	GXL	3559035C1	3558026C1	9800F	19	3509903C1		
NB94BH	16	GY	GXL	3559035C1	3558026C1	9800F	19	3509903C1		
BB94BJ	14	GY	GXL	3559035C1	3558026C1	9800F	20	3575783C1		
NB94BJ	14	GY	GXL	3559035C1	3558026C1	9800F	20	3575783C1		
BB94BK	16	GY	GXL	3559035C1	3558026C1	9800F	21	3509903C1		
NB94BK	16	GY	GXL	3559035C1	3558026C1	9800F	21	3509903C1		
BB94BL	14	GY	GXL	3559035C1	3558026C1	9800F	22	3575783C1		
NB94BL	14	GY	GXL	3559035C1	3558026C1	9800F	22	3575783C1		
BC94BM	16	GY	GXL	3559035C1	3558026C1	9800F	23	3509903C1		
NC94BM	16	GY	GXL	3559035C1	3558026C1	9800F	23	3509903C1		
BC94BN	16	GY	GXL	3559035C1	3558026C1	9800F	24	3509903C1		
NC94BN	16	GY	GXL	3559035C1	3558026C1	9800F	24	3509903C1		
RA71BA	12	OR	TXL	3559037C1	3558022C1	9800M	1	3575783C1		
SA71BA	12	OR	TXL	3559037C1	3558022C1	9800M	1	3575783C1		
VF71BA	12	OR	TXL	3559037C1	3558022C1	9800M	1	3575783C1		
VH71BA	12	OR	TXL	3559037C1	3558022C1	9800M	1	3575783C1		
VJ71BA	12	OR	TXL	3559037C1	3558022C1	9800M	1	3575783C1		
VK71BA	12	OR	TXL	3559037C1	3558022C1	9800M	1	3575783C1		
RA56A	14	OR	GXL	3559037C1	3558022C1	9800M	2	3575783C1		
SA56A	14	OR	GXL	3559037C1	3558022C1	9800M	2	3575783C1		
VE56A	14	OR	GXL	3559037C1	3558022C1	9800M	2	3575783C1		
VG56A	14	OR	GXL	3559037C1	3558022C1	9800M	2	3575783C1		
VL56AA	14	OR	GXL	3559037C1	3558022C1	9800M	2	3575783C1		
RA57A	14	OR	GXL	3559037C1	3558022C1	9800M	3	3575783C1		
SA57A	14	OR	GXL	3559037C1	3558022C1	9800M	3	3575783C1		
VE57A	14	OR	GXL	3559037C1	3558022C1	9800M	3	3575783C1		
VG57A	14	OR	GXL	3559037C1	3558022C1	9800M	3	3575783C1		
VL57AA	14	OR	GXL	3559037C1	3558022C1	9800M	3	3575783C1		
RA68A	14	BN	GXL	3559037C1	3558022C1	9800M	4	3575783C1		
SA68A	14	BN	GXL	3559037C1	3558022C1	9800M	4	3575783C1		
VE68A	14	BN	GXL	3559037C1	3558022C1	9800M	4	3575783C1		
VG68A	14	BN	GXL	3559037C1	3558022C1	9800M	4	3575783C1		
VL68AA	14	BN	GXL	3559037C1	3558022C1	9800M	4	3575783C1		
RA10-G	12	WH	TXL	3559037C1	3558022C1	9800M	5	3575783C1		
SA10-G	12	WH	TXL	3559037C1	3558022C1	9800M	5	3575783C1		
VF10-G	12	WH	TXL	3559037C1	3558022C1	9800M	5	3575783C1		
VH10-G	12	WH	TXL	3559037C1	3558022C1	9800M	5	3575783C1		
VJ10-G	12	WH	TXL	3559037C1	3558022C1	9800M	5	3575783C1		
VK10-G	12	WH	TXL	3559037C1	3558022C1	9800M	5	3575783C1		
RH32A	18	TN	GXL	3559036C1	3558022C1	9800M	6	3509903C1		
RJ32A	18	TN	GXL	3559036C1	3558022C1	9800M	6	3509903C1		
TA32	18	TN	GXL	3559036C1	3558022C1	9800M	6	3509903C1		
UC32A	18	TN	GXL	3559036C1	3558022C1	9800M	6	3509903C1		
RH9A	18	GY	GXL	3559036C1	3558022C1	9800M	7	3509903C1		
RJ9	18	GY	GXL	3559036C1	3558022C1	9800M	7	3509903C1		
TA9C	18	GY	GXL	3559036C1	3558022C1	9800M	7	3509903C1		
UC9A	18	GY	GXL	3559036C1	3558022C1	9800M	7	3509903C1		
RH32	18	TN	GXL	3559036C1	3558022C1	9800M	8	3509903C1		
UC32	18	TN	GXL	3559036C1	3558022C1	9800M	8	3509903C1		
RL49	18	GY	GXL	3559036C1	3558022C1	9800M	9	3509903C1		
RM49	18	GY	GXL	3559036C1	3558022C1	9800M	9	3509903C1		
TB49	18	GY	GXL	3559036C1	3558022C1	9800M	9	3509903C1		
UV49	18	GY	GXL	3559036C1	3558022C1	9800M	9	3509903C1		
UW49	18	GY	GXL	3559036C1	3558022C1	9800M	9	3509903C1		
RL49-G	18	WH	GXL	3559036C1	3558022C1	9800M	10	3509903C1		
RN49-GC	18	WH	GXL	3559036C1	3558022C1	9800M	10	3509903C1		
RP49-G	18	WH	GXL	3559036C1	3558022C1	9800M	10	3509903C1		
TB49-G	18	WH	GXL	3559036C1	3558022C1	9800M	10	3509903C1		
UV49-G	18	WH	GXL	3559036C1	3558022C1	9800M	10	3509903C1		
UX49-G	18	WH	GXL	3559036C1	3558022C1	9800M	10	3509903C1		
UY49-GC	18	WH	GXL	3559036C1	3558022C1	9800M	10	3509903C1		
RN49A	18	GY	GXL	3559036C1	3558022C1	9800M	11	3509903C1		
UY49A	18	GY	GXL	3559036C1	3558022C1	9800M	11	3509903C1		
RB94BA	16	GY	GXL	3559037C1	3558022C1	9800M	13	3509903C1		
SB94BA	16	GY	GXL	3559037C1	3558022C1	9800M	13	3509903C1		
SD94BA	16	GY	GXL	3559037C1	3558022C1	9800M	13	3509903C1		
SR94MA	18	GY	TXL	3559036C1	3558022C1	9800M	13	3532128C1		

Circuit Number	Gauge	Color	Insulation	Terminal / Splice Number	Connector Part Number	Connector Number	Cavity	Seal/Sleeve	Lock 1	Lock 2
S594MA	18	GY	TXL	3559036C1	3558022C1	9800M	13	3532128C1		
ST94MA	18	GY	TXL	3559036C1	3558022C1	9800M	13	3532128C1		
SZ94BA	16	GY	GXL	3559037C1	3558022C1	9800M	13	3509903C1		
TF94BA	16	GY	GXL	3559037C1	3558022C1	9800M	13	3509903C1		
UJ94MA	18	GY	TXL	3559036C1	3558022C1	9800M	13	3532128C1		
UP94BA	16	GY	GXL	3559037C1	3558022C1	9800M	13	3509903C1		
US94MA	18	GY	TXL	3559036C1	3558022C1	9800M	13	3532128C1		
VA94BA	16	GY	GXL	3559037C1	3558022C1	9800M	13	3509903C1		
VB94MA	18	GY	TXL	3559036C1	3558022C1	9800M	13	3532128C1		
VT94MA	18	GY	TXL	3559036C1	3558022C1	9800M	13	3532128C1		
RB94BB	16	GY	GXL	3559037C1	3558022C1	9800M	14	3509903C1		
SB94BB	16	GY	GXL	3559037C1	3558022C1	9800M	14	3509903C1		
SD94BB	16	GY	GXL	3559037C1	3558022C1	9800M	14	3509903C1		
SR94MB	18	GY	TXL	3559036C1	3558022C1	9800M	14	3532128C1		
SS94MB	18	GY	TXL	3559036C1	3558022C1	9800M	14	3532128C1		
ST94MB	18	GY	TXL	3559036C1	3558022C1	9800M	14	3532128C1		
SZ94BB	16	GY	GXL	3559037C1	3558022C1	9800M	14	3509903C1		
TF94BB	16	GY	GXL	3559037C1	3558022C1	9800M	14	3509903C1		
UJ94MB	18	GY	TXL	3559036C1	3558022C1	9800M	14	3532128C1		
UP94BB	16	GY	GXL	3559037C1	3558022C1	9800M	14	3509903C1		
US94MB	18	GY	TXL	3559036C1	3558022C1	9800M	14	3532128C1		
VA94BB	16	GY	GXL	3559037C1	3558022C1	9800M	14	3509903C1		
VB94MB	18	GY	TXL	3559036C1	3558022C1	9800M	14	3532128C1		
VT94MB	18	GY	TXL	3559036C1	3558022C1	9800M	14	3532128C1		
RB94BC	16	GY	GXL	3559037C1	3558022C1	9800M	15	3509903C1		
SB94BC	16	GY	GXL	3559037C1	3558022C1	9800M	15	3509903C1		
SD94BC	16	GY	GXL	3559037C1	3558022C1	9800M	15	3509903C1		
SR94MC	18	GY	TXL	3559036C1	3558022C1	9800M	15	3532128C1		
SS94MC	18	GY	TXL	3559036C1	3558022C1	9800M	15	3532128C1		
ST94MC	18	GY	TXL	3559036C1	3558022C1	9800M	15	3532128C1		
SZ94BC	16	GY	GXL	3559037C1	3558022C1	9800M	15	3509903C1		
TF94BC	16	GY	GXL	3559037C1	3558022C1	9800M	15	3509903C1		
UJ94MC	18	GY	TXL	3559036C1	3558022C1	9800M	15	3532128C1		
UP94BC	16	GY	GXL	3559037C1	3558022C1	9800M	15	3509903C1		
US94MC	18	GY	TXL	3559036C1	3558022C1	9800M	15	3532128C1		
VA94BC	16	GY	GXL	3559037C1	3558022C1	9800M	15	3509903C1		
VB94MC	18	GY	TXL	3559036C1	3558022C1	9800M	15	3532128C1		
VT94MC	18	GY	TXL	3559036C1	3558022C1	9800M	15	3532128C1		
RB94BD	16	GY	GXL	3559037C1	3558022C1	9800M	16	3509903C1		
SB94BD	16	GY	GXL	3559037C1	3558022C1	9800M	16	3509903C1		
SD94BD	16	GY	GXL	3559037C1	3558022C1	9800M	16	3509903C1		
SR94MD	18	GY	TXL	3559036C1	3558022C1	9800M	16	3532128C1		
SS94MD	18	GY	TXL	3559036C1	3558022C1	9800M	16	3532128C1		
ST94MD	18	GY	TXL	3559036C1	3558022C1	9800M	16	3532128C1		
SZ94BD	16	GY	GXL	3559037C1	3558022C1	9800M	16	3509903C1		
TF94BD	16	GY	GXL	3559037C1	3558022C1	9800M	16	3509903C1		
UJ94MD	18	GY	TXL	3559036C1	3558022C1	9800M	16	3532128C1		
UP94BD	16	GY	GXL	3559037C1	3558022C1	9800M	16	3509903C1		
US94MD	18	GY	TXL	3559036C1	3558022C1	9800M	16	3532128C1		
VA94BD	16	GY	GXL	3559037C1	3558022C1	9800M	16	3509903C1		
VB94MD	18	GY	TXL	3559036C1	3558022C1	9800M	16	3532128C1		
VT94MD	18	GY	TXL	3559036C1	3558022C1	9800M	16	3532128C1		
RB94BE	16	GY	GXL	3559037C1	3558022C1	9800M	17	3509903C1		
SB94BE	16	GY	GXL	3559037C1	3558022C1	9800M	17	3509903C1		
SD94BE	16	GY	GXL	3559037C1	3558022C1	9800M	17	3509903C1		
SR94ME	18	GY	TXL	3559036C1	3558022C1	9800M	17	3532128C1		
SS94ME	18	GY	TXL	3559036C1	3558022C1	9800M	17	3532128C1		
ST94ME	18	GY	TXL	3559036C1	3558022C1	9800M	17	3532128C1		
SZ94BE	16	GY	GXL	3559037C1	3558022C1	9800M	17	3509903C1		
TF94BE	16	GY	GXL	3559037C1	3558022C1	9800M	17	3509903C1		
UJ94ME	18	GY	TXL	3559036C1	3558022C1	9800M	17	3532128C1		
UP94BE	16	GY	GXL	3559037C1	3558022C1	9800M	17	3509903C1		
US94ME	18	GY	TXL	3559036C1	3558022C1	9800M	17	3532128C1		
VA94BE	16	GY	GXL	3559037C1	3558022C1	9800M	17	3509903C1		
VB94ME	18	GY	TXL	3559036C1	3558022C1	9800M	17	3532128C1		
VT94ME	18	GY	TXL	3559036C1	3558022C1	9800M	17	3532128C1		
RB94BF	16	GY	GXL	3559037C1	3558022C1	9800M	18	3509903C1		
SB94BF	16	GY	GXL	3559037C1	3558022C1	9800M	18	3509903C1		
SD94BF	16	GY	GXL	3559037C1	3558022C1	9800M	18	3509903C1		
SR94MF	18	GY	TXL	3559036C1	3558022C1	9800M	18	3532128C1		
SS94MF	18	GY	TXL	3559036C1	3558022C1	9800M	18	3532128C1		
ST94MF	18	GY	TXL	3559036C1	3558022C1	9800M	18	3532128C1		
SZ94BF	16	GY	GXL	3559037C1	3558022C1	9800M	18	3509903C1		
TF94BF	16	GY	GXL	3559037C1	3558022C1	9800M	18	3509903C1		
UJ94MF	18	GY	TXL	3559036C1	3558022C1	9800M	18	3532128C1		
UP94BF	16	GY	GXL	3559037C1	3558022C1	9800M	18	3509903C1		
US94MF	18	GY	TXL	3559036C1	3558022C1	9800M	18	3532128C1		
VA94BF	16	GY	GXL	3559037C1	3558022C1	9800M	18	3509903C1		
VB94MF	18	GY	TXL	3559036C1	3558022C1	9800M	18	3532128C1		
VT94MF	18	GY	TXL	3559036C1	3558022C1	9800M	18	3532128C1		
RB94BH	16	GY	GXL	3559037C1	3558022C1	9800M	19	3509903C1		
SB94BH	16	GY	GXL	3559037C1	3558022C1	9800M	19	3509903C1		
SD94BH	16	GY	GXL	3559037C1	3558022C1	9800M	19	3509903C1		
SR94MH	18	GY	TXL	3559036C1	3558022C1	9800M	19	3532128C1		
SS94MH	18	GY	TXL	3559036C1	3558022C1	9800M	19	3532128C1		
ST94MH	18	GY	TXL	3559036C1	3558022C1	9800M	19	3532128C1		
SZ94BH	16	GY	GXL	3559037C1	3558022C1	9800M	19	3509903C1		
TF94BH	16	GY	GXL	3559037C1	3558022C1	9800M	19	3509903C1		
UJ94MH	18	GY	TXL	3559036C1	3558022C1	9800M	19	3532128C1		
UP94BH	16	GY	GXL	3559037C1	3558022C1	9800M	19	3509903C1		
US94MH	18	GY	TXL	3559036C1	3558022C1	9800M	19	3532128C1		
VA94BH	16	GY	GXL	3559037C1	3558022C1	9800M	19	3509903C1		
VB94MH	18	GY	TXL	3559036C1	3558022C1	9800M	19	3532128C1		
VT94MH	18	GY	TXL	3559036C1	3558022C1	9800M	19	3532128C1		
RB94BJ	16	GY	GXL	3559037C1	3558022C1	9800M	20	3509903C1		
SB94BJ	16	GY	GXL	3559037C1	3558022C1	9800M	20	3509903C1		
SD94BJ	16	GY	GXL	3559037C1	3558022C1	9800M	20	3509903C1		
SR94MJ	18	GY	TXL	3559036C1	3558022C1	9800M	20	3532128C1		
SS94MJ	18	GY	TXL	3559036C1	3558022C1	9800M	20	3532128C1		
ST94MJ	18	GY	TXL	3559036C1	3558022C1	9800M	20	3532128C1		
SZ94BJ	16	GY	GXL	3559037C1	3558022C1	9800M	20	3509903C1		
TF94BJ	16	GY	GXL	3559037C1	3558022C1	9800M	20	3509903C1		
UJ94MJ	18	GY	TXL	3559036C1	3558022C1	9800M	20	3532128C1		
UP94BJ	16	GY	GXL	3559037C1	3558022C1	9800M	20	3509903C1		
US94MJ	18	GY	TXL	3559036C1	3558022C1	9800M	20	3532128C1		
VA94BJ	16	GY	GXL	3559037C1	3558022C1	9800M	20	3509903C1		
VB94MJ	18	GY	TXL	3559036C1	3558022C1	9800M	20	3532128C1		
VT94MJ	18	GY	TXL	3559036C1	3558022C1	9800M	20	3532128C1		
RB94BK	16	GY	GXL	3559037C1	3558022C1	9800M	21	3509903C1		
SB94BK	16	GY	GXL	3559037C1	3558022C1	9800M	21	3509903C1		
SD94BK	16	GY	GXL	3559037C1	3558022C1	9800M	21	3509903C1		
SR94MK	18	GY	TXL	3559036C1	3558022C1	9800M	21	3532128C1		
SS94MK	18	GY	TXL	3559036C1	3558022C1	9800M	21	3532128C1		
ST94MK	18	GY	TXL	3559036C1	3558022C1	9800M	21	3532128C1		
SZ94BK	16	GY	GXL	3559037C1	3558022C1	9800M	21	3509903C1		

Circuit Number	Gauge	Color	Insulation	Terminal / Splice Number	Connector Part Number	Connector Number	Cavity	Seal/Sleeve	Lock 1	Lock 2
TF94BK	16	GY	GXL	3559037C1	3558022C1	9800M	21	3509903C1		
UJ94MK	18	GY	TXL	3559036C1	3558022C1	9800M	21	3532128C1		
UP94BK	16	GY	GXL	3559037C1	3558022C1	9800M	21	3509903C1		
US94MK	18	GY	TXL	3559036C1	3558022C1	9800M	21	3532128C1		
VA94BK	16	GY	GXL	3559037C1	3558022C1	9800M	21	3509903C1		
VB94MK	18	GY	TXL	3559036C1	3558022C1	9800M	21	3532128C1		
VT94MK	18	GY	TXL	3559036C1	3558022C1	9800M	21	3532128C1		
RB94BL	16	GY	GXL	3559037C1	3558022C1	9800M	22	3509903C1		
SB94BL	16	GY	GXL	3559037C1	3558022C1	9800M	22	3509903C1		
SD94BL	16	GY	GXL	3559037C1	3558022C1	9800M	22	3509903C1		
SR94ML	18	GY	TXL	3559036C1	3558022C1	9800M	22	3532128C1		
SS94ML	18	GY	TXL	3559036C1	3558022C1	9800M	22	3532128C1		
ST94ML	18	GY	TXL	3559036C1	3558022C1	9800M	22	3532128C1		
SZ94BL	16	GY	GXL	3559037C1	3558022C1	9800M	22	3509903C1		
TF94BL	16	GY	GXL	3559037C1	3558022C1	9800M	22	3509903C1		
UJ94ML	18	GY	TXL	3559036C1	3558022C1	9800M	22	3532128C1		
UP94BL	16	GY	GXL	3559037C1	3558022C1	9800M	22	3509903C1		
US94ML	18	GY	TXL	3559036C1	3558022C1	9800M	22	3532128C1		
VA94BL	16	GY	GXL	3559037C1	3558022C1	9800M	22	3509903C1		
VB94ML	18	GY	TXL	3559036C1	3558022C1	9800M	22	3532128C1		
VT94ML	18	GY	TXL	3559036C1	3558022C1	9800M	22	3532128C1		
RC94BM	16	GY	GXL	3559037C1	3558022C1	9800M	23	3509903C1		
SC94BM	16	GY	GXL	3559037C1	3558022C1	9800M	23	3509903C1		
SE94BM	16	GY	GXL	3559037C1	3558022C1	9800M	23	3509903C1		
[SU94MM]	16	-	GXL	3559037C1	3558022C1	9800M	23	3509903C1		
[SV94MM]	16	-	GXL	3559037C1	3558022C1	9800M	23	3509903C1		
[SW94MM]	16	-	GXL	3559037C1	3558022C1	9800M	23	3509903C1		
RC94BN	16	GY	GXL	3559037C1	3558022C1	9800M	24	3509903C1		
SC94BN	16	GY	GXL	3559037C1	3558022C1	9800M	24	3509903C1		
SE94BN	16	GY	GXL	3559037C1	3558022C1	9800M	24	3509903C1		
[SU94MN]	16	-	GXL	3559037C1	3558022C1	9800M	24	3509903C1		
[SV94MN]	16	-	GXL	3559037C1	3558022C1	9800M	24	3509903C1		
[SW94MN]	16	-	GXL	3559037C1	3558022C1	9800M	24	3509903C1		
NP109B	18	GY	GXL	1667742C1	1667740C1	9865F	A	1661872C1		
NP106B	18	OR	GXL	1667742C1	1667740C1	9865F	B	1661872C1		
NP61B	18	GY	GXL	1667742C1	1667740C1	9865F	C	1661872C1		
RD109B	18	GY	GXL	1661875C1	1667741C1	9865M	A	1661872C1		
RE109B	18	GY	GXL	1661875C1	1667741C1	9865M	A	1661872C1		
RD106B	18	GY	GXL	1661875C1	1667741C1	9865M	B	1661872C1		
RE106B	18	GY	GXL	1661875C1	1667741C1	9865M	B	1661872C1		
RD61B	18	GY	GXL	1661875C1	1667741C1	9865M	C	1661872C1		
RE61B	18	GY	GXL	1661875C1	1667741C1	9865M	C	1661872C1		
GA39	16	GY	GXL	2033819C1	1673790C1	9901A	A	1652325C1		
GA39-G	16	WH	GXL	2033819C1	1673790C1	9901A	B	1652325C1		
GF39A	16	GY	GXL	2033819C1	1673790C1	9901B	A	1652325C1		
GF39-GA	16	WH	GXL	2033819C1	1673790C1	9901B	B	1652325C1		
GD39A	16	GY	GXL	2033819C1	1673790C1	9902A	A	1652325C1		
GD39-GA	16	WH	GXL	2033819C1	1673790C1	9902A	B	1652325C1		
YV116-GA	18	WH	TXL	3727971C1	3539139C1	9989A	1	SWS_N_REQ		
YY116L	18	GY	TXL	3727971C1	3539139C1	9989A	2	SWS_N_REQ		
YV116M	18	GY	TXL	3727971C1	3539139C1	9989A	3	SWS_N_REQ		
YY116M	18	GY	TXL	3757932C1	3991593C1	9989B	1	SWS_N_REQ		
YY116-GA	18	WH	TXL	3757932C1	3991593C1	9989B	2	SWS_N_REQ		
YY116L	18	GY	GXL	3757932C1	3991593C1	9989B	3	SWS_N_REQ		
YY116U	18	GY	GXL	3757932C1	3991593C1	9989B	4	SWS_N_REQ		
AG166A	20	LTGN	TXL	2394818R1		AS1	-	2644000R1		
AG166AA	20	LTGN	TXL	2394818R1		AS1	-	2644000R1		
AG166AB	20	LTGN	TXL	2394818R1		AS1	-	2644000R1		
1A	16	LTGN	GXL	2394818R1		AS1	-	2644000R1		
2A	16	LTGN	GXL	2394818R1		AS1	-	2644000R1		
4A	14	LTGN	GXL	2394818R1		AS1	-	2644000R1		
JA13EE	18	PK	GXL	2394818R1		AS1	-	2644000R1		
JA13EF	18	BK	GXL	2394818R1		AS1	-	2644000R1		
JA13EH	18	PK	GXL	2394818R1		AS1	-	2644000R1		
FU9BB	18	GY	TXL	2394818R1		AS10	-	2644000R1		
FU9BC	18	GY	GXL	2394818R1		AS10	-	2644000R1		
FU9BD	18	GY	GXL	2394818R1		AS10	-	2644000R1		
FU79A	18	GY	TXL	2394818R1		AS11	-	2644000R1		
FU79B	18	GY	GXL	2394818R1		AS11	-	2644000R1		
FU79C	18	GY	GXL	2394818R1		AS11	-	2644000R1		
1A60B	18	OR	TXL	2394818R1		AS12	-	2644000R1	2006504C1	
1A9	18	GY	GXL	2394818R1		AS12	-	2644000R1		
1A9A	18	GY	TXL	2394818R1		AS12	-	2644000R1		
1A9AA	18	GY	TXL	2394818R1		AS12	-	2644000R1		
AA60B	18	OR	TXL	2394818R1		AS12	-	2644000R1		
AA9	18	GY	GXL	2394818R1		AS12	-	2644000R1		
AA9A	18	GY	TXL	2394818R1		AS12	-	2644000R1		
AA9AA	18	GY	TXL	2394818R1		AS12	-	2644000R1		
4B5AA(-)	18	GN	TXL	2394818R1		AS13	-	2644000R1		
4B5AB(-)	18	GN	TXL	2394818R1		AS13	-	2644000R1		
4B5AC(+)	18	YL	TXL	2394818R1		AS13	-	2644000R1		
4C5AA(-)	18	GN	TXL	2394818R1		AS13	-	2644000R1		
4C5AB(-)	18	GN	TXL	2394818R1		AS13	-	2644000R1		
4C5AC(-)	18	GN	TXL	2394818R1		AS13	-	2644000R1		
4R5AA(-)	18	GN	TXL	2394818R1		AS13	-	2644000R1		
4R5AC(-)	18	GN	TXL	2394818R1		AS13	-	2644000R1		
4R5AG(-)	18	GN	TXL	2394818R1		AS13	-	2644000R1		
4T5AA(-)	18	GN	TXL	2394818R1		AS13	-	2644000R1	3545579C1	
4T5AC(-)	18	GN	TXL	2394818R1		AS13	-	2644000R1		
4T5AG(-)	18	GN	TXL	2394818R1		AS13	-	2644000R1		
GZ5AA(-)	18	GN	TXL	2394818R1		AS13	-	2644000R1		
GZ5AB(-)	18	GN	TXL	2394818R1		AS13	-	2644000R1		
GZ5AC(-)	18	GN	TXL	2394818R1		AS13	-	2644000R1		
JK5AA(-)	18	GN	TXL	2394818R1		AS13	-	2644000R1		
JK5AB(-)	18	GN	TXL	2394818R1		AS13	-	2644000R1		
JK5AC(-)	18	GN	TXL	2394818R1		AS13	-	2644000R1		
KU5AA(-)	18	GN	TXL	2394818R1		AS13	-	2644000R1		
KU5AC(-)	18	GN	TXL	2394818R1		AS13	-	2644000R1		
KU5AG(-)	18	GN	TXL	2394818R1		AS13	-	2644000R1		
LN5AA(-)	18	GN	TXL	2394818R1		AS13	-	2644000R1		
LN5AC(-)	18	GN	TXL	2394818R1		AS13	-	2644000R1		
LN5AG(-)	18	GN	TXL	2394818R1		AS13	-	2644000R1		
4B5AA(+)	18	YL	TXL	2394818R1		AS14	-	2644000R1		
4B5AB(+)	18	YL	TXL	2394818R1		AS14	-	2644000R1		
4B5AC(-)	18	GN	TXL	2394818R1		AS14	-	2644000R1		
4C5AA(+)	18	YL	TXL	2394818R1		AS14	-	2644000R1		
4C5AB(+)	18	YL	TXL	2394818R1		AS14	-	2644000R1		
4C5AC(+)	18	YL	TXL	2394818R1		AS14	-	2644000R1		
4R5AA(+)	18	YL	TXL	2394818R1		AS14	-	2644000R1		
4R5AC(+)	18	YL	TXL	2394818R1		AS14	-	2644000R1		
4R5AG(+)	18	YL	TXL	2394818R1		AS14	-	2644000R1		
4T5AA(+)	18	YL	TXL	2394818R1		AS14	-	2644000R1		
4T5AC(+)	18	YL	TXL	2394818R1		AS14	-	2644000R1		
4T5AG(+)	18	YL	TXL	2394818R1		AS14	-	2644000R1		
GZ5AA(+)	18	YL	TXL	2394818R1		AS14	-	2644000R1		

Circuit Number	Gauge	Color	Insulation	Terminal / Splice Number	Connector Part Number	Connector Number	Cavity	Seal/Sleeve	Lock 1	Lock 2
GZSAB(+)	18	YL	TXL	239481R1		AS14	-	2644000R1		
GZSAC(+)	18	YL	TXL	239481R1		AS14	-	2644000R1		
JK5AA(+)	18	YL	TXL	239481R1		AS14	-	2644000R1		
JK5AB(+)	18	YL	TXL	239481R1		AS14	-	2644000R1		
JK5AC(+)	18	YL	TXL	239481R1		AS14	-	2644000R1		
KU5AA(+)	18	YL	TXL	239481R1		AS14	-	2644000R1		
KU5AC(+)	18	YL	TXL	239481R1		AS14	-	2644000R1		
KU5AG(+)	18	YL	TXL	239481R1		AS14	-	2644000R1		
LN5AA(+)	18	YL	TXL	239481R1		AS14	-	2644000R1		
LN5AC(+)	18	YL	TXL	239481R1		AS14	-	2644000R1		
LN5AG(+)	18	YL	TXL	239481R1		AS14	-	2644000R1		
1A63A	16	DKBL	TXL	239481R1		AS15	-	2644000R1		
1A63B	16	DKBL	TXL	239481R1		AS15	-	2644000R1	3545579C1	
1A63C	16	DKBL	TXL	239481R1		AS15	-	2644000R1	3553460C1	
AA63A	16	DKBL	TXL	239481R1		AS15	-	2644000R1		
AA63B	16	DKBL	TXL	239481R1		AS15	-	2644000R1		
AA63C	16	DKBL	TXL	239481R1		AS15	-	2644000R1		
1A9B	18	GY	TXL	239481R1		AS16	-	2644000R1		
1A9BAA	16	GY	TXL	239481R1		AS16	-	2644000R1		
1A9BAB	16	GY	TXL	239481R1		AS16	-	2644000R1		
1A9BC	18	GY	TXL	239481R1		AS16	-	2644000R1		
AA9B	18	GY	TXL	239481R1		AS16	-	2644000R1		
AA9BAA	16	GY	TXL	239481R1		AS16	-	2644000R1		
AA9BAB	16	GY	TXL	239481R1		AS16	-	2644000R1		
AA9BC	18	GY	TXL	239481R1		AS16	-	2644000R1		
1A63	18	DKBL	TXL	239481R1		AS17	-	2644000R1	3540614C1	3540454C1
1A63BB	18	DKBL	TXL	239481R1		AS17	-	2644000R1	3553460C1	
1A63BC	18	DKBL	TXL	239481R1		AS17	-	2644000R1	3554821C1	3554821C1
1A63D	18	DKBL	TXL	239481R1		AS17	-	2644000R1	3598918C1	3598919C1
AA63	18	DKBL	TXL	239481R1		AS17	-	2644000R1		
AA63BB	18	DKBL	TXL	239481R1		AS17	-	2644000R1		
AA63BC	18	DKBL	TXL	239481R1		AS17	-	2644000R1		
AA63D	18	DKBL	TXL	239481R1		AS17	-	2644000R1		
BY65	16	OR	TXL	239481R1		AS18	-	2644000R1		
BY65AA	16	OR	TXL	239481R1		AS18	-	2644000R1		
BY65AB	16	OR	TXL	239481R1		AS18	-	2644000R1		
CT86-GD1	18	WH	TXL	239481R1		AS19	-	2644000R1		
CT86-GD2	18	WH	TXL	239481R1		AS19	-	2644000R1		
CT86-GND	18	WH	TXL	239481R1		AS19	-	2644000R1		
2H5A(+)	18	YL	TXL	239481R1		AS2	-	2644000R1		
2H5B(+)	18	YL	TXL	239481R1		AS2	-	2644000R1		
2H5C(+)	18	YL	TXL	239481R1		AS2	-	2644000R1		
2J5A(+)	18	YL	TXL	239481R1		AS2	-	2644000R1		
2J5B(+)	18	YL	TXL	239481R1		AS2	-	2644000R1		
2J5C(+)	18	YL	TXL	239481R1		AS2	-	2644000R1		
2L5A(+)	18	YL	TXL	239481R1		AS2	-	2644000R1		
2L5B(+)	18	YL	TXL	239481R1		AS2	-	2644000R1		
2L5C(+)	18	YL	TXL	239481R1		AS2	-	2644000R1		
2M5A(+)	18	YL	TXL	239481R1		AS2	-	2644000R1		
2M5B(+)	18	YL	TXL	239481R1		AS2	-	2644000R1		
2M5C(+)	18	YL	TXL	239481R1		AS2	-	2644000R1		
2W5A(+)	18	YL	TXL	239481R1		AS2	-	2644000R1	1661263C1	3540454C1
2W5B(+)	18	YL	TXL	239481R1		AS2	-	2644000R1		
2W5C(+)	18	YL	TXL	239481R1		AS2	-	2644000R1		
2Y5A(+)	18	YL	TXL	239481R1		AS2	-	2644000R1		
2Y5B(+)	18	YL	TXL	239481R1		AS2	-	2644000R1		
2Y5C(+)	18	YL	TXL	239481R1		AS2	-	2644000R1		
2Z5A(+)	18	YL	TXL	239481R1		AS2	-	2644000R1	3515764C1	
2Z5B(+)	18	YL	TXL	239481R1		AS2	-	2644000R1		
2Z5C(+)	18	YL	TXL	239481R1		AS2	-	2644000R1		
3C5A(+)	18	YL	TXL	239481R1		AS2	-	2644000R1		
3C5B(+)	18	YL	TXL	239481R1		AS2	-	2644000R1		
3C5C(+)	18	YL	TXL	239481R1		AS2	-	2644000R1		
3D5A(+)	18	YL	TXL	239481R1		AS2	-	2644000R1		
3D5B(+)	18	YL	TXL	239481R1		AS2	-	2644000R1	2031873C1	
3D5C(+)	18	YL	TXL	239481R1		AS2	-	2644000R1	3515765C1	3515765C1
3M5A(+)	18	YL	TXL	239481R1		AS2	-	2644000R1		
3M5B(+)	18	YL	TXL	239481R1		AS2	-	2644000R1		
3M5C(+)	18	YL	TXL	239481R1		AS2	-	2644000R1		
6E5A(+)	18	YL	TXL	239481R1		AS2	-	2644000R1		
6E5B(+)	18	YL	TXL	239481R1		AS2	-	2644000R1		
6E5C(+)	18	YL	TXL	239481R1		AS2	-	2644000R1		
9K5A(+)	18	YL	TXL	239481R1		AS2	-	2644000R1		
9K5B(+)	18	YL	TXL	239481R1		AS2	-	2644000R1		
9K5C(+)	18	YL	TXL	239481R1		AS2	-	2644000R1		
9L5A(+)	18	YL	TXL	239481R1		AS2	-	2644000R1		
9L5B(+)	18	YL	TXL	239481R1		AS2	-	2644000R1		
9L5C(+)	18	YL	TXL	239481R1		AS2	-	2644000R1		
9P5A(+)	18	YL	TXL	239481R1		AS2	-	2644000R1		
9P5B(+)	18	YL	TXL	239481R1		AS2	-	2644000R1		
9P5C(+)	18	YL	TXL	239481R1		AS2	-	2644000R1		
9V5A(+)	18	YL	TXL	239481R1		AS2	-	2644000R1	2033927C1	
9V5B(+)	18	YL	TXL	239481R1		AS2	-	2644000R1		
9V5C(+)	18	YL	TXL	239481R1		AS2	-	2644000R1	3540454C1	3551897C1
JB5A(+)	18	YL	TXL	239481R1		AS2	-	2644000R1		
JB5B(+)	18	YL	TXL	239481R1		AS2	-	2644000R1		
JB5C(+)	18	YL	TXL	239481R1		AS2	-	2644000R1		
LC5A(+)	18	YL	TXL	239481R1		AS2	-	2644000R1		
LC5B(+)	18	YL	TXL	239481R1		AS2	-	2644000R1		
LC5F(+)	18	YL	TXL	239481R1		AS2	-	2644000R1		
LD5A(+)	18	YL	TXL	239481R1		AS2	-	2644000R1		
LD5B(+)	18	YL	TXL	239481R1		AS2	-	2644000R1		
LD5F(+)	18	YL	TXL	239481R1		AS2	-	2644000R1		
LE5A(+)	18	YL	TXL	239481R1		AS2	-	2644000R1		
LE5B(+)	18	YL	TXL	239481R1		AS2	-	2644000R1		
LE5F(+)	18	YL	TXL	239481R1		AS2	-	2644000R1		
LF5A(+)	18	YL	TXL	239481R1		AS2	-	2644000R1		
LF5B(+)	18	YL	TXL	239481R1		AS2	-	2644000R1		
LF5C(+)	18	YL	TXL	239481R1		AS2	-	2644000R1		
LS5A(+)	18	YL	TXL	239481R1		AS2	-	2644000R1		
LS5B(+)	18	YL	TXL	239481R1		AS2	-	2644000R1		
LS5C(+)	18	YL	TXL	239481R1		AS2	-	2644000R1		
LT5A(+)	18	YL	TXL	239481R1		AS2	-	2644000R1		
LT5B(+)	18	YL	TXL	239481R1		AS2	-	2644000R1		
LT5C(+)	18	YL	TXL	239481R1		AS2	-	2644000R1		
LU5A(+)	18	YL	TXL	239481R1		AS2	-	2644000R1		
LU5B(+)	18	YL	TXL	239481R1		AS2	-	2644000R1		
LU5C(+)	18	YL	TXL	239481R1		AS2	-	2644000R1		
LW5A(+)	18	YL	TXL	239481R1		AS2	-	2644000R1		
LW5B(+)	18	YL	TXL	239481R1		AS2	-	2644000R1		
LW5C(+)	18	YL	TXL	239481R1		AS2	-	2644000R1		
PY5A(+)	18	YL	TXL	239481R1		AS2	-	2644000R1		
PY5B(+)	18	YL	TXL	239481R1		AS2	-	2644000R1		
PY5C(+)	18	YL	TXL	239481R1		AS2	-	2644000R1		
PZ5A(+)	18	YL	TXL	239481R1		AS2	-	2644000R1		

Circuit Number	Gauge	Color	Insulation	Terminal / Splice Number	Connector Part Number	Connector Number	Cavity	Seal/Sleeve	Lock 1	Lock 2
PZSB(+)	18	YL	TXL	239481R1		AS2	-	2644000R1		
PZSC(+)	18	YL	TXL	239481R1		AS2	-	2644000R1		
RDSA(+)	18	YL	TXL	239481R1		AS2	-	2644000R1		
RDSB(+)	18	YL	TXL	239481R1		AS2	-	2644000R1		
RDSC(+)	18	YL	TXL	239481R1		AS2	-	2644000R1		
RGSA(+)	18	YL	TXL	239481R1		AS2	-	2644000R1		
RGSB(+)	18	YL	TXL	239481R1		AS2	-	2644000R1		
RGSC(+)	18	YL	TXL	239481R1		AS2	-	2644000R1		
RJSA(+)	18	YL	TXL	239481R1		AS2	-	2644000R1		
RJSB(+)	18	YL	TXL	239481R1		AS2	-	2644000R1		
RJSC(+)	18	YL	TXL	239481R1		AS2	-	2644000R1		
RMSA(+)	18	YL	TXL	239481R1		AS2	-	2644000R1		
RMSB(+)	18	YL	TXL	239481R1		AS2	-	2644000R1		
RMSC(+)	18	YL	TXL	239481R1		AS2	-	2644000R1		
RSSA(+)	18	YL	TXL	239481R1		AS2	-	2644000R1		
RSSB(+)	18	YL	TXL	239481R1		AS2	-	2644000R1		
RSSC(+)	18	YL	TXL	239481R1		AS2	-	2644000R1		
RUSA(+)	18	YL	TXL	239481R1		AS2	-	2644000R1		
RUSB(+)	18	YL	TXL	239481R1		AS2	-	2644000R1		
RUSC(+)	18	YL	TXL	239481R1		AS2	-	2644000R1		
SASA(+)	18	YL	TXL	239481R1		AS2	-	2644000R1		
SASB(+)	18	YL	TXL	239481R1		AS2	-	2644000R1		
SASC(+)	18	YL	TXL	239481R1		AS2	-	2644000R1		
SKSA(+)	18	YL	TXL	239481R1		AS2	-	2644000R1		
SKSB(+)	18	YL	TXL	239481R1		AS2	-	2644000R1		
SKSF(+)	18	YL	TXL	239481R1		AS2	-	2644000R1		
SNSA(+)	18	YL	TXL	239481R1		AS2	-	2644000R1		
SNSB(+)	18	YL	TXL	239481R1		AS2	-	2644000R1		
SNSC(+)	18	YL	TXL	239481R1		AS2	-	2644000R1		
SPSA(+)	18	YL	TXL	239481R1		AS2	-	2644000R1		
SPSB(+)	18	YL	TXL	239481R1		AS2	-	2644000R1		
SPSC(+)	18	YL	TXL	239481R1		AS2	-	2644000R1		
VCSA(+)	18	YL	TXL	239481R1		AS2	-	2644000R1		
VCSB(+)	18	YL	TXL	239481R1		AS2	-	2644000R1		
VCSC(+)	18	YL	TXL	239481R1		AS2	-	2644000R1		
VESA(+)	18	YL	TXL	239481R1		AS2	-	2644000R1		
VESB(+)	18	YL	TXL	239481R1		AS2	-	2644000R1		
VESC(+)	18	YL	TXL	239481R1		AS2	-	2644000R1		
LCSC(-)	18	GN	TXL	239481R1		AS20	-	2644000R1		
LCSF(-)	18	GN	TXL	239481R1		AS20	-	2644000R1		
LCSG(-)	18	GN	TXL	239481R1		AS20	-	2644000R1		
LDSC(-)	18	GN	TXL	239481R1		AS20	-	2644000R1		
LDSF(-)	18	GN	TXL	239481R1		AS20	-	2644000R1		
LDSG(-)	18	GN	TXL	239481R1		AS20	-	2644000R1		
LESC(-)	18	GN	TXL	239481R1		AS20	-	2644000R1		
LESF(-)	18	GN	TXL	239481R1		AS20	-	2644000R1		
LESFD(-)	18	GN	TXL	239481R1		AS20	-	2644000R1		
LFSC(-)	18	GN	TXL	239481R1		AS20	-	2644000R1		
LFSCC(-)	18	GN	TXL	239481R1		AS20	-	2644000R1		
LFSCD(-)	18	GN	TXL	239481R1		AS20	-	2644000R1		
LUSC(-)	18	GN	TXL	239481R1		AS20	-	2644000R1		
LUSD(-)	18	GN	TXL	239481R1		AS20	-	2644000R1		
LUSFD(-)	18	GN	TXL	239481R1		AS20	-	2644000R1		
ZHSA(+)	18	YL	TXL	239481R1		AS20	-	2644000R1		
ZHSB(+)	18	YL	TXL	239481R1		AS20	-	2644000R1		
ZHSFA(+)	18	YL	TXL	239481R1		AS20	-	2644000R1		
LCSC(+)	18	YL	TXL	239481R1		AS21	-	2644000R1		
LCSF(+)	18	YL	TXL	239481R1		AS21	-	2644000R1		
LCSG(+)	18	YL	TXL	239481R1		AS21	-	2644000R1		
LDSC(+)	18	YL	TXL	239481R1		AS21	-	2644000R1		
LDSF(+)	18	YL	TXL	239481R1		AS21	-	2644000R1		
LDSG(+)	18	YL	TXL	239481R1		AS21	-	2644000R1		
LESC(+)	18	YL	TXL	239481R1		AS21	-	2644000R1		
LESF(+)	18	YL	TXL	239481R1		AS21	-	2644000R1		
LESFD(+)	18	YL	TXL	239481R1		AS21	-	2644000R1		
LFSC(+)	18	YL	TXL	239481R1		AS21	-	2644000R1		
LFSCC(+)	18	YL	TXL	239481R1		AS21	-	2644000R1		
LFSCD(+)	18	YL	TXL	239481R1		AS21	-	2644000R1		
LUSC(+)	18	YL	TXL	239481R1		AS21	-	2644000R1		
LUSD(+)	18	YL	TXL	239481R1		AS21	-	2644000R1		
LUSFD(+)	18	YL	TXL	239481R1		AS21	-	2644000R1		
ZHSA(-)	18	GN	TXL	239481R1		AS21	-	2644000R1		
ZHSB(-)	18	GN	TXL	239481R1		AS21	-	2644000R1		
ZHSFA(-)	18	GN	TXL	239481R1		AS21	-	2644000R1		
ZHSC(+)	18	YL	TXL	239481R1		AS22	-	2644000R1		
ZHSFA(+)	18	YL	TXL	239481R1		AS22	-	2644000R1		
ZHSGA(+)	18	YL	TXL	239481R1		AS22	-	2644000R1		
ZHSC(-)	18	GN	TXL	239481R1		AS23	-	2644000R1		
ZHSFA(-)	18	GN	TXL	239481R1		AS23	-	2644000R1		
ZHSGA(-)	18	GN	TXL	239481R1		AS23	-	2644000R1		
AG166BAA	20	LTGN	TXL	239481R1		AS24	-	2644000R1		
AG166BAB	20	LTGN	TXL	239481R1		AS24	-	2644000R1		
AG166BBA	20	LTGN	TXL	239481R1		AS24	-	2644000R1		
AS5BA(+)	18	YL	TXL	239481R1		AS25	-	2644000R1		
AS5BB(+)	18	YL	TXL	239481R1		AS25	-	2644000R1		
AS5BC(+)	18	YL	TXL	239481R1		AS25	-	2644000R1		
PS5BB(+)	18	YL	TXL	239481R1		AS25	-	2644000R1		
PS5BC(+)	18	YL	TXL	239481R1		AS25	-	2644000R1		
PS5BF(+)	18	YL	TXL	239481R1		AS25	-	2644000R1		
WRSBA(+)	18	YL	TXL	239481R1		AS25	-	2644000R1		
WRSBB(+)	18	YL	TXL	239481R1		AS25	-	2644000R1		
WRSBC(+)	18	YL	TXL	239481R1		AS25	-	2644000R1		
AS5BA(-)	18	GN	TXL	239481R1		AS26	-	2644000R1		
AS5BB(-)	18	GN	TXL	239481R1		AS26	-	2644000R1		
AS5BC(-)	18	GN	TXL	239481R1		AS26	-	2644000R1		
PS5BB(-)	18	GN	TXL	239481R1		AS26	-	2644000R1		
PS5BC(-)	18	GN	TXL	239481R1		AS26	-	2644000R1		
PS5BF(-)	18	GN	TXL	239481R1		AS26	-	2644000R1		
WRSBA(-)	18	GN	TXL	239481R1		AS26	-	2644000R1		
WRSBB(-)	18	GN	TXL	239481R1		AS26	-	2644000R1		
WRSBC(-)	18	GN	TXL	239481R1		AS26	-	2644000R1		
ZNSA(+)	18	YL	TXL	239481R1		AS27	-	2644000R1		
ZNSB(+)	18	YL	TXL	239481R1		AS27	-	2644000R1		
ZNSC(+)	18	YL	TXL	239481R1		AS27	-	2644000R1		
ZNSA(-)	18	GN	TXL	239481R1		AS28	-	2644000R1		
ZNSB(-)	18	GN	TXL	239481R1		AS28	-	2644000R1		
ZNSC(-)	18	GN	TXL	239481R1		AS28	-	2644000R1		
KP5AA(-)	18	GN	TXL	239481R1		AS29	-	2644000R1		
KP5AC(-)	18	GN	TXL	239481R1		AS29	-	2644000R1		
KP5AG(-)	18	GN	TXL	239481R1		AS29	-	2644000R1		
2HSA(-)	18	GN	TXL	239481R1		AS3	-	2644000R1		
2HSB(-)	18	GN	TXL	239481R1		AS3	-	2644000R1		
2HSC(-)	18	GN	TXL	239481R1		AS3	-	2644000R1		
2JSA(-)	18	GN	TXL	239481R1		AS3	-	2644000R1		
2JSB(-)	18	GN	TXL	239481R1		AS3	-	2644000R1		

Circuit Number	Gauge	Color	Insulation	Terminal / Splice Number	Connector Part Number	Connector Number	Cavity	Seal/Sleeve	Lock 1	Lock 2
2JSC(-)	18	GN	TXL	239481R1		AS3	-	2644000R1		
2LSA(-)	18	GN	TXL	239481R1		AS3	-	2644000R1		
2LSB(-)	18	GN	TXL	239481R1		AS3	-	2644000R1		
2LSC(-)	18	GN	TXL	239481R1		AS3	-	2644000R1		
2MSA(-)	18	GN	TXL	239481R1		AS3	-	2644000R1		
2MSB(-)	18	GN	TXL	239481R1		AS3	-	2644000R1		
2MSC(-)	18	GN	TXL	239481R1		AS3	-	2644000R1		
2WSA(-)	18	GN	TXL	239481R1		AS3	-	2644000R1		
2WSB(-)	18	GN	TXL	239481R1		AS3	-	2644000R1		
2WSC(-)	18	GN	TXL	239481R1		AS3	-	2644000R1		
2YSA(-)	18	GN	TXL	239481R1		AS3	-	2644000R1		
2YSB(-)	18	GN	TXL	239481R1		AS3	-	2644000R1		
2YSC(-)	18	GN	TXL	239481R1		AS3	-	2644000R1		
2ZSA(-)	18	GN	TXL	239481R1		AS3	-	2644000R1		
2ZSB(-)	18	GN	TXL	239481R1		AS3	-	2644000R1		
2ZSC(-)	18	GN	TXL	239481R1		AS3	-	2644000R1		
3CSA(-)	18	GN	TXL	239481R1		AS3	-	2644000R1		
3CSB(-)	18	GN	TXL	239481R1		AS3	-	2644000R1		
3CSC(-)	18	GN	TXL	239481R1		AS3	-	2644000R1		
3DSA(-)	18	GN	TXL	239481R1		AS3	-	2644000R1	2038190C1	
3DSB(-)	18	GN	TXL	239481R1		AS3	-	2644000R1	3515764C1	
3DSC(-)	18	GN	TXL	239481R1		AS3	-	2644000R1		
3MSA(-)	18	GN	TXL	239481R1		AS3	-	2644000R1		
3MSB(-)	18	GN	TXL	239481R1		AS3	-	2644000R1		
3MSC(-)	18	GN	TXL	239481R1		AS3	-	2644000R1	2031874C1	
6ESA(-)	18	GN	TXL	239481R1		AS3	-	2644000R1		
6ESB(-)	18	GN	TXL	239481R1		AS3	-	2644000R1		
6ESC(-)	18	GN	TXL	239481R1		AS3	-	2644000R1		
9KSA(-)	18	GN	TXL	239481R1		AS3	-	2644000R1	3683466C1	3573833C1
9KSB(-)	18	GN	TXL	239481R1		AS3	-	2644000R1	1684263C1	1684263C1
9KSC(-)	18	GN	TXL	239481R1		AS3	-	2644000R1		
9LSA(-)	18	GN	TXL	239481R1		AS3	-	2644000R1		
9LSB(-)	18	GN	TXL	239481R1		AS3	-	2644000R1		
9LSC(-)	18	GN	TXL	239481R1		AS3	-	2644000R1		
9PSA(-)	18	GN	TXL	239481R1		AS3	-	2644000R1		
9PSB(-)	18	GN	TXL	239481R1		AS3	-	2644000R1		
9PSC(-)	18	GN	TXL	239481R1		AS3	-	2644000R1		
9VSA(-)	18	GN	TXL	239481R1		AS3	-	2644000R1	2039342C1	
9VSB(-)	18	GN	TXL	239481R1		AS3	-	2644000R1	3535483C1	
9VSC(-)	18	GN	TXL	239481R1		AS3	-	2644000R1	3558056C1	
JBSA(-)	18	GN	TXL	239481R1		AS3	-	2644000R1		
JBSB(-)	18	GN	TXL	239481R1		AS3	-	2644000R1		
JBSC(-)	18	GN	TXL	239481R1		AS3	-	2644000R1		
LCSA(-)	18	GN	TXL	239481R1		AS3	-	2644000R1		
LCSB(-)	18	GN	TXL	239481R1		AS3	-	2644000R1		
LCSF(-)	18	GN	TXL	239481R1		AS3	-	2644000R1		
LDSA(-)	18	GN	TXL	239481R1		AS3	-	2644000R1		
LDSB(-)	18	GN	TXL	239481R1		AS3	-	2644000R1		
LDSF(-)	18	GN	TXL	239481R1		AS3	-	2644000R1		
LESA(-)	18	GN	TXL	239481R1		AS3	-	2644000R1		
LESB(-)	18	GN	TXL	239481R1		AS3	-	2644000R1		
LESF(-)	18	GN	TXL	239481R1		AS3	-	2644000R1		
LFSA(-)	18	GN	TXL	239481R1		AS3	-	2644000R1		
LFSB(-)	18	GN	TXL	239481R1		AS3	-	2644000R1		
LFSC(-)	18	GN	TXL	239481R1		AS3	-	2644000R1		
LSSA(-)	18	GN	TXL	239481R1		AS3	-	2644000R1		
LSSB(-)	18	GN	TXL	239481R1		AS3	-	2644000R1		
LSSC(-)	18	GN	TXL	239481R1		AS3	-	2644000R1		
LTSA(-)	18	GN	TXL	239481R1		AS3	-	2644000R1		
LTSB(-)	18	GN	TXL	239481R1		AS3	-	2644000R1		
LTSC(-)	18	GN	TXL	239481R1		AS3	-	2644000R1		
LUSA(-)	18	GN	TXL	239481R1		AS3	-	2644000R1		
LUSB(-)	18	GN	TXL	239481R1		AS3	-	2644000R1		
LUSC(-)	18	GN	TXL	239481R1		AS3	-	2644000R1		
LWSA(-)	18	GN	TXL	239481R1		AS3	-	2644000R1		
LWSB(-)	18	GN	TXL	239481R1		AS3	-	2644000R1		
LWSC(-)	18	GN	TXL	239481R1		AS3	-	2644000R1		
PYSA(-)	18	GN	TXL	239481R1		AS3	-	2644000R1		
PYSB(-)	18	GN	TXL	239481R1		AS3	-	2644000R1		
PYSC(-)	18	GN	TXL	239481R1		AS3	-	2644000R1		
PZSA(-)	18	GN	TXL	239481R1		AS3	-	2644000R1		
PZSB(-)	18	GN	TXL	239481R1		AS3	-	2644000R1		
PZSC(-)	18	GN	TXL	239481R1		AS3	-	2644000R1		
RDSA(-)	18	GN	TXL	239481R1		AS3	-	2644000R1		
RDSB(-)	18	GN	TXL	239481R1		AS3	-	2644000R1		
RDSC(-)	18	GN	TXL	239481R1		AS3	-	2644000R1		
RGSA(-)	18	GN	TXL	239481R1		AS3	-	2644000R1		
RGSB(-)	18	GN	TXL	239481R1		AS3	-	2644000R1		
RGSC(-)	18	GN	TXL	239481R1		AS3	-	2644000R1		
RJSA(-)	18	GN	TXL	239481R1		AS3	-	2644000R1		
RJSB(-)	18	GN	TXL	239481R1		AS3	-	2644000R1		
RJSC(-)	18	GN	TXL	239481R1		AS3	-	2644000R1		
RMSA(-)	18	GN	TXL	239481R1		AS3	-	2644000R1		
RMSB(-)	18	GN	TXL	239481R1		AS3	-	2644000R1		
RMSC(-)	18	GN	TXL	239481R1		AS3	-	2644000R1		
RSSA(-)	18	GN	TXL	239481R1		AS3	-	2644000R1		
RSSB(-)	18	GN	TXL	239481R1		AS3	-	2644000R1		
RSSC(-)	18	GN	TXL	239481R1		AS3	-	2644000R1		
RUSA(-)	18	GN	TXL	239481R1		AS3	-	2644000R1		
RUSB(-)	18	GN	TXL	239481R1		AS3	-	2644000R1		
RUSC(-)	18	GN	TXL	239481R1		AS3	-	2644000R1		
SASA(-)	18	GN	TXL	239481R1		AS3	-	2644000R1		
SASB(-)	18	GN	TXL	239481R1		AS3	-	2644000R1		
SASC(-)	18	GN	TXL	239481R1		AS3	-	2644000R1		
SKSA(-)	18	GN	TXL	239481R1		AS3	-	2644000R1		
SKSB(-)	18	GN	TXL	239481R1		AS3	-	2644000R1		
SKSF(-)	18	GN	TXL	239481R1		AS3	-	2644000R1		
SNSA(-)	18	GN	TXL	239481R1		AS3	-	2644000R1		
SNSB(-)	18	GN	TXL	239481R1		AS3	-	2644000R1		
SNSC(-)	18	GN	TXL	239481R1		AS3	-	2644000R1		
SPSA(-)	18	GN	TXL	239481R1		AS3	-	2644000R1		
SPSB(-)	18	GN	TXL	239481R1		AS3	-	2644000R1		
SPSC(-)	18	GN	TXL	239481R1		AS3	-	2644000R1		
VCSA(-)	18	GN	TXL	239481R1		AS3	-	2644000R1		
VCSB(-)	18	GN	TXL	239481R1		AS3	-	2644000R1		
VCSC(-)	18	GN	TXL	239481R1		AS3	-	2644000R1		
VESA(-)	18	GN	TXL	239481R1		AS3	-	2644000R1		
VESB(-)	18	GN	TXL	239481R1		AS3	-	2644000R1		
VESC(-)	18	GN	TXL	239481R1		AS3	-	2644000R1		
KPSAA(+)	18	YL	TXL	239481R1		AS30	-	2644000R1		
KPSAC(+)	18	YL	TXL	239481R1		AS30	-	2644000R1		
KPSAG(+)	18	YL	TXL	239481R1		AS30	-	2644000R1		
BGS4BB	14	BN	TXL	239481R1		AS31	-	2644000R1		
BGS4BBA	14	BN	TXL	239481R1		AS31	-	2644000R1		
BGS4BBB	14	BN	TXL	239481R1		AS31	-	2644000R1		

Circuit Number	Gauge	Color	Insulation	Terminal / Splice Number	Connector Part Number	Connector Number	Cavity	Seal/Sleeve	Lock 1	Lock 2
BG68BBB	14	BN	TXL	239481R1		AS31	-	2644000R1		
BG56BB	16	OR	TXL	239481R1		AS32	-	2644000R1		
BG56BBA	16	OR	TXL	239481R1		AS32	-	2644000R1		
BG56BBB	16	YL	TXL	239481R1		AS32	-	2644000R1		
BG57BB	16	OR	TXL	239481R1		AS33	-	2644000R1		
BG57BBA	16	OR	TXL	239481R1		AS33	-	2644000R1		
BG57BBB	16	LTGN	TXL	239481R1		AS33	-	2644000R1		
BG68BBB	14	BN	TXL	239481R1		AS34	-	2644000R1		
BG68BBA	14	BN	TXL	239481R1		AS34	-	2644000R1		
JM5BA(-)	18	LTGN	TXL	239481R1		AS4	-	2644000R1		
JM5BB(-)	18	LTGN	TXL	239481R1		AS4	-	2644000R1		
JM5BC(-)	18	LTGN	TXL	239481R1		AS4	-	2644000R1		
JN5BA(-)	18	LTGN	TXL	239481R1		AS4	-	2644000R1		
JN5BB(-)	18	LTGN	TXL	239481R1		AS4	-	2644000R1		
JN5BC(-)	18	LTGN	TXL	239481R1		AS4	-	2644000R1		
JP5BA(-)	18	LTGN	TXL	239481R1		AS4	-	2644000R1		
JP5BB(-)	18	LTGN	TXL	239481R1		AS4	-	2644000R1		
JP5BC(-)	18	LTGN	TXL	239481R1		AS4	-	2644000R1		
JR5BA(-)	18	LTGN	TXL	239481R1		AS4	-	2644000R1		
JR5BB(-)	18	LTGN	TXL	239481R1		AS4	-	2644000R1		
JR5BC(-)	18	LTGN	TXL	239481R1		AS4	-	2644000R1		
JM5BA(+)	18	YL	TXL	239481R1		AS5	-	2644000R1		
JM5BB(+)	18	YL	TXL	239481R1		AS5	-	2644000R1		
JM5BC(+)	18	YL	TXL	239481R1		AS5	-	2644000R1		
JN5BA(+)	18	YL	TXL	239481R1		AS5	-	2644000R1		
JN5BB(+)	18	YL	TXL	239481R1		AS5	-	2644000R1		
JN5BC(+)	18	YL	TXL	239481R1		AS5	-	2644000R1		
JP5BA(+)	18	YL	TXL	239481R1		AS5	-	2644000R1		
JP5BB(+)	18	YL	TXL	239481R1		AS5	-	2644000R1		
JP5BC(+)	18	YL	TXL	239481R1		AS5	-	2644000R1		
JR5BA(+)	18	YL	TXL	239481R1		AS5	-	2644000R1		
JR5BB(+)	18	YL	TXL	239481R1		AS5	-	2644000R1		
JR5BC(+)	18	YL	TXL	239481R1		AS5	-	2644000R1		
AW12	20	LTBL	TXL	239481R1		AS6	-	2644000R1		
AW12A	20	LTBL	TXL	239481R1		AS6	-	2644000R1		
AW12B	20	LTBL	TXL	239481R1		AS6	-	2644000R1		
SF59D	18	GY	TXL	239481R1		AS8	-	2644000R1		
SF59DA	18	GY	TXL	239481R1		AS8	-	2644000R1		
SF59DB	18	GY	TXL	239481R1		AS8	-	2644000R1		
RK59E	18	GY	TXL	239481R1		AS9	-	2644000R1		
RK59EA	18	GY	TXL	239481R1		AS9	-	2644000R1		
RK59EB	18	GY	TXL	239481R1		AS9	-	2644000R1		
2H5C(-)	18	GN	TXL	239481R1		BS1	-	2644000R1		
2H5D(-)	18	GN	TXL	239481R1		BS1	-	2644000R1		
2H5E(-)	18	GN	TXL	239481R1		BS1	-	2644000R1		
2J5C(-)	18	GN	TXL	239481R1		BS1	-	2644000R1		
2J5D(-)	18	GN	TXL	239481R1		BS1	-	2644000R1	1661873C1	
2J5E(-)	18	GN	TXL	239481R1		BS1	-	2644000R1		
2L5C(-)	18	GN	TXL	239481R1		BS1	-	2644000R1		
2L5D(-)	18	GN	TXL	239481R1		BS1	-	2644000R1		
2L5E(-)	18	GN	TXL	239481R1		BS1	-	2644000R1	1661264C1	
2M5C(-)	18	GN	TXL	239481R1		BS1	-	2644000R1		
2M5D(-)	18	GN	TXL	239481R1		BS1	-	2644000R1		
2M5E(-)	18	GN	TXL	239481R1		BS1	-	2644000R1		
2W5C(-)	18	GN	TXL	239481R1		BS1	-	2644000R1		
2W5D(-)	18	GN	TXL	239481R1		BS1	-	2644000R1		
2W5E(-)	18	GN	TXL	239481R1		BS1	-	2644000R1		
2Y5C(-)	18	GN	TXL	239481R1		BS1	-	2644000R1		
2Y5D(-)	18	GN	TXL	239481R1		BS1	-	2644000R1		
2Y5E(-)	18	GN	TXL	239481R1		BS1	-	2644000R1		
2Z5C(-)	18	GN	TXL	239481R1		BS1	-	2644000R1		
2Z5D(-)	18	GN	TXL	239481R1		BS1	-	2644000R1		
2Z5E(-)	18	GN	TXL	239481R1		BS1	-	2644000R1		
3C5C(-)	18	GN	TXL	239481R1		BS1	-	2644000R1		
3C5D(-)	18	GN	TXL	239481R1		BS1	-	2644000R1		
3C5E(-)	18	GN	TXL	239481R1		BS1	-	2644000R1		
3D5C(-)	18	GN	TXL	239481R1		BS1	-	2644000R1	1661890C1	1661890C1
3D5D(-)	18	GN	TXL	239481R1		BS1	-	2644000R1	3544871C1	
3D5E(-)	18	GN	TXL	239481R1		BS1	-	2644000R1	3598916C1	3598917C1
3M5C(-)	18	GN	TXL	239481R1		BS1	-	2644000R1	1661874C1	
3M5D(-)	18	GN	TXL	239481R1		BS1	-	2644000R1		
3M5E(-)	18	GN	TXL	239481R1		BS1	-	2644000R1		
6E5C(-)	18	GN	TXL	239481R1		BS1	-	2644000R1		
6E5D(-)	18	GN	TXL	239481R1		BS1	-	2644000R1		
6E5E(-)	18	GN	TXL	239481R1		BS1	-	2644000R1		
9K5C(-)	18	GN	TXL	239481R1		BS1	-	2644000R1		
9K5D(-)	18	GN	TXL	239481R1		BS1	-	2644000R1		
9K5E(-)	18	GN	TXL	239481R1		BS1	-	2644000R1		
9L5C(-)	18	GN	TXL	239481R1		BS1	-	2644000R1		
9L5D(-)	18	GN	TXL	239481R1		BS1	-	2644000R1		
9L5E(-)	18	GN	TXL	239481R1		BS1	-	2644000R1		
9P5C(-)	18	GN	TXL	239481R1		BS1	-	2644000R1		
9P5D(-)	18	GN	TXL	239481R1		BS1	-	2644000R1		
9P5E(-)	18	GN	TXL	239481R1		BS1	-	2644000R1		
9V5C(-)	18	GN	TXL	239481R1		BS1	-	2644000R1	3554019C1	
9V5D(-)	18	GN	TXL	239481R1		BS1	-	2644000R1	2005243C1	
9V5E(-)	18	GN	TXL	239481R1		BS1	-	2644000R1		
JB5C(-)	18	GN	TXL	239481R1		BS1	-	2644000R1		
JB5D(-)	18	GN	TXL	239481R1		BS1	-	2644000R1		
JB5EB(-)	18	GN	TXL	239481R1		BS1	-	2644000R1		
LC5C(-)	18	GN	TXL	239481R1		BS1	-	2644000R1		
LC5D(-)	18	GN	TXL	239481R1		BS1	-	2644000R1		
LC5E(-)	18	GN	TXL	239481R1		BS1	-	2644000R1		
LD5C(-)	18	GN	TXL	239481R1		BS1	-	2644000R1		
LD5D(-)	18	GN	TXL	239481R1		BS1	-	2644000R1		
LD5E(-)	18	GN	TXL	239481R1		BS1	-	2644000R1		
LE5C(-)	18	GN	TXL	239481R1		BS1	-	2644000R1		
LE5D(-)	18	GN	TXL	239481R1		BS1	-	2644000R1		
LE5E(-)	18	GN	TXL	239481R1		BS1	-	2644000R1		
LF5CD(-)	18	GN	TXL	239481R1		BS1	-	2644000R1		
LF5D(-)	18	GN	TXL	239481R1		BS1	-	2644000R1		
LF5E(-)	18	GN	TXL	239481R1		BS1	-	2644000R1		
LS5CD(-)	18	GN	TXL	239481R1		BS1	-	2644000R1		
LS5D(-)	18	GN	TXL	239481R1		BS1	-	2644000R1		
LS5E(-)	18	GN	TXL	239481R1		BS1	-	2644000R1		
LT5GE(-)	18	GN	TXL	239481R1		BS1	-	2644000R1		
LT5HE(-)	18	GN	TXL	239481R1		BS1	-	2644000R1		
LT5IE(-)	18	GN	TXL	239481R1		BS1	-	2644000R1		
LU5D(-)	18	GN	TXL	239481R1		BS1	-	2644000R1		
LU5E(-)	18	GN	TXL	239481R1		BS1	-	2644000R1		
LU5F(-)	18	GN	TXL	239481R1		BS1	-	2644000R1		
LW5GE(-)	18	GN	TXL	239481R1		BS1	-	2644000R1		
LW5HE(-)	18	GN	TXL	239481R1		BS1	-	2644000R1		
LW5JE(-)	18	GN	TXL	239481R1		BS1	-	2644000R1		
PY5C(-)	18	GN	TXL	239481R1		BS1	-	2644000R1		

Circuit Number	Gauge	Color	Insulation	Terminal / Splice Number	Connector Part Number	Connector Number	Cavity	Seal/Sleeve	Lock 1	Lock 2
PYSD(-)	18	GN	TXL	239481R1		BS1	-	2644000R1		
PYSE(-)	18	GN	TXL	239481R1		BS1	-	2644000R1		
PZSC(-)	18	GN	TXL	239481R1		BS1	-	2644000R1		
PZSD(-)	18	GN	TXL	239481R1		BS1	-	2644000R1		
PZSE(-)	18	GN	TXL	239481R1		BS1	-	2644000R1		
RDSC(-)	18	GN	TXL	239481R1		BS1	-	2644000R1		
RDSD(-)	18	GN	TXL	239481R1		BS1	-	2644000R1		
RDSE(-)	18	GN	TXL	239481R1		BS1	-	2644000R1		
RGSC(-)	18	GN	TXL	239481R1		BS1	-	2644000R1		
RGSD(-)	18	GN	TXL	239481R1		BS1	-	2644000R1		
RGSE(-)	18	GN	TXL	239481R1		BS1	-	2644000R1		
RJSC(-)	18	GN	TXL	239481R1		BS1	-	2644000R1		
RJSD(-)	18	GN	TXL	239481R1		BS1	-	2644000R1		
RJSE(-)	18	GN	TXL	239481R1		BS1	-	2644000R1		
RMSC(-)	18	GN	TXL	239481R1		BS1	-	2644000R1		
RMSD(-)	18	GN	TXL	239481R1		BS1	-	2644000R1		
RMSE(-)	18	GN	TXL	239481R1		BS1	-	2644000R1		
RSSC(-)	18	GN	TXL	239481R1		BS1	-	2644000R1		
RSSD(-)	18	GN	TXL	239481R1		BS1	-	2644000R1		
RSSE(-)	18	GN	TXL	239481R1		BS1	-	2644000R1		
RUSC(-)	18	GN	TXL	239481R1		BS1	-	2644000R1		
RUSD(-)	18	GN	TXL	239481R1		BS1	-	2644000R1		
RUSE(-)	18	GN	TXL	239481R1		BS1	-	2644000R1		
SASC(-)	18	GN	TXL	239481R1		BS1	-	2644000R1		
SASD(-)	18	GN	TXL	239481R1		BS1	-	2644000R1		
SASE(-)	18	GN	TXL	239481R1		BS1	-	2644000R1		
SKSD(-)	18	GN	TXL	239481R1		BS1	-	2644000R1		
SKSE(-)	18	GN	TXL	239481R1		BS1	-	2644000R1		
SKSH(-)	18	GN	TXL	239481R1		BS1	-	2644000R1		
SNSC(-)	18	GN	TXL	239481R1		BS1	-	2644000R1		
SNSD(-)	18	GN	TXL	239481R1		BS1	-	2644000R1		
SNSE(-)	18	GN	TXL	239481R1		BS1	-	2644000R1		
SPSC(-)	18	GN	TXL	239481R1		BS1	-	2644000R1		
SPSD(-)	18	GN	TXL	239481R1		BS1	-	2644000R1		
SPSE(-)	18	GN	TXL	239481R1		BS1	-	2644000R1		
VCSC(-)	18	GN	TXL	239481R1		BS1	-	2644000R1		
VCSD(-)	18	GN	TXL	239481R1		BS1	-	2644000R1		
VCSE(-)	18	GN	TXL	239481R1		BS1	-	2644000R1		
VESC(-)	18	GN	TXL	239481R1		BS1	-	2644000R1		
VESD(-)	18	GN	TXL	239481R1		BS1	-	2644000R1		
VESE(-)	18	GN	TXL	239481R1		BS1	-	2644000R1		
ZHSC(-)	18	GN	TXL	239481R1		BS1	-	2644000R1		
ZHSD(-)	18	GN	TXL	239481R1		BS1	-	2644000R1		
ZHSEA(-)	18	GN	TXL	239481R1		BS1	-	2644000R1		
1G	16	WH	GXL	239481R1		BS1	-	2644000R1		
2G	16	WH	GXL	239481R1		BS1	-	2644000R1		
4G	14	WH	GXL	239481R1		BS1	-	2644000R1		
71BA	14	OR	GXL	382182C1		BS1	-	2644000R1		
71BB	16	OR	GXL	382182C1		BS1	-	2644000R1		
71BC	16	OR	GXL	382182C1		BS1	-	2644000R1		
71BD	14	OR	GXL	382182C1		BS1	-	2644000R1		
71BE	16	OR	GXL	382182C1		BS1	-	2644000R1		
BBS2A	14	YL	TXL	382181C1		BS11	-	2644000R1		
BBS2AA	14	YL	TXL	382181C1		BS11	-	2644000R1		
BBS2AB	18	YL	TXL	382181C1		BS11	-	2644000R1		
BBS3A	14	YL	TXL	239481R1		BS12	-	2644000R1		
BBS3AA	14	YL	TXL	239481R1		BS12	-	2644000R1		
BBS3AB	20	YL	TXL	239481R1		BS12	-	2644000R1		
BBS3AC	18	YL	TXL	239481R1		BS12	-	2644000R1		
4BSAC(-)	18	GN	TXL	239481R1		BS13	-	2644000R1		
4BSAD(+)	18	YL	TXL	239481R1		BS13	-	2644000R1		
4BSAE(+)	18	YL	TXL	239481R1		BS13	-	2644000R1		
4CSAC(+)	18	YL	TXL	239481R1		BS13	-	2644000R1		
4CSAD(+)	18	YL	TXL	239481R1		BS13	-	2644000R1		
4CSAE(+)	18	YL	TXL	239481R1		BS13	-	2644000R1		
4RSAC(+)	18	YL	TXL	239481R1		BS13	-	2644000R1		
4RSAD(+)	18	YL	TXL	239481R1		BS13	-	2644000R1		
4RSAE(+)	18	YL	TXL	239481R1		BS13	-	2644000R1		
4TSAC(+)	18	YL	TXL	239481R1		BS13	-	2644000R1		
4TSAD(+)	18	YL	TXL	239481R1		BS13	-	2644000R1		
4TSAE(+)	18	YL	TXL	239481R1		BS13	-	2644000R1		
GZSAC(+)	18	YL	TXL	239481R1		BS13	-	2644000R1		
GZSAD(+)	18	YL	TXL	239481R1		BS13	-	2644000R1		
GZSAE(+)	18	YL	TXL	239481R1		BS13	-	2644000R1		
JKSAC(+)	18	YL	TXL	239481R1		BS13	-	2644000R1		
JKSAD(+)	18	YL	TXL	239481R1		BS13	-	2644000R1		
JKSAE(+)	18	YL	TXL	239481R1		BS13	-	2644000R1		
KUSAC(+)	18	YL	TXL	239481R1		BS13	-	2644000R1		
KUSAD(+)	18	YL	TXL	239481R1		BS13	-	2644000R1		
KUSAE(+)	18	YL	TXL	239481R1		BS13	-	2644000R1		
LNSAC(+)	18	YL	TXL	239481R1		BS13	-	2644000R1		
LNSAD(+)	18	YL	TXL	239481R1		BS13	-	2644000R1		
LNSAE(+)	18	YL	TXL	239481R1		BS13	-	2644000R1		
LSSC(+)	18	YL	TXL	239481R1		BS13	-	2644000R1		
LSSCC(+)	18	YL	TXL	239481R1		BS13	-	2644000R1		
LSSCD(+)	18	YL	TXL	239481R1		BS13	-	2644000R1		
LTSE(+)	18	YL	TXL	239481R1		BS13	-	2644000R1		
LTSFE(+)	18	YL	TXL	239481R1		BS13	-	2644000R1		
LTSGE(+)	18	YL	TXL	239481R1		BS13	-	2644000R1		
LWSC(+)	18	YL	TXL	239481R1		BS13	-	2644000R1		
LWSD(+)	18	YL	TXL	239481R1		BS13	-	2644000R1		
LWSE(+)	18	YL	TXL	239481R1		BS13	-	2644000R1		
SKSF(+)	18	YL	TXL	239481R1		BS13	-	2644000R1		
SKSG(+)	18	YL	TXL	239481R1		BS13	-	2644000R1		
SKSL(+)	18	YL	TXL	239481R1		BS13	-	2644000R1		
4BSAC(+)	18	YL	TXL	239481R1		BS14	-	2644000R1		
4BSAD(-)	18	GN	TXL	239481R1		BS14	-	2644000R1		
4BSAE(-)	18	GN	TXL	239481R1		BS14	-	2644000R1		
4CSAC(-)	18	GN	TXL	239481R1		BS14	-	2644000R1		
4CSAD(-)	18	GN	TXL	239481R1		BS14	-	2644000R1		
4CSAE(-)	18	GN	TXL	239481R1		BS14	-	2644000R1		
4RSAC(-)	18	GN	TXL	239481R1		BS14	-	2644000R1		
4RSAD(-)	18	GN	TXL	239481R1		BS14	-	2644000R1		
4RSAE(-)	18	GN	TXL	239481R1		BS14	-	2644000R1		
4TSAC(-)	18	GN	TXL	239481R1		BS14	-	2644000R1		
4TSAD(-)	18	GN	TXL	239481R1		BS14	-	2644000R1		
4TSAE(-)	18	GN	TXL	239481R1		BS14	-	2644000R1		
GZSAC(-)	18	GN	TXL	239481R1		BS14	-	2644000R1		
GZSAD(-)	18	GN	TXL	239481R1		BS14	-	2644000R1		
GZSAE(-)	18	GN	TXL	239481R1		BS14	-	2644000R1		
JKSAC(-)	18	GN	TXL	239481R1		BS14	-	2644000R1		
JKSAD(-)	18	GN	TXL	239481R1		BS14	-	2644000R1		
JKSAE(-)	18	GN	TXL	239481R1		BS14	-	2644000R1		
KUSAC(-)	18	GN	TXL	239481R1		BS14	-	2644000R1		
KUSAD(-)	18	GN	TXL	239481R1		BS14	-	2644000R1		

Circuit Number	Gauge	Color	Insulation	Terminal / Splice Number	Connector Part Number	Connector Number	Cavity	Seal/Sleeve	Lock 1	Lock 2
KUSAE(-)	18	GN	TXL	239481R1		BS14	-	2644000R1		
LNSAC(-)	18	GN	TXL	239481R1		BS14	-	2644000R1		
LNSAD(-)	18	GN	TXL	239481R1		BS14	-	2644000R1		
LNSAE(-)	18	GN	TXL	239481R1		BS14	-	2644000R1		
LSSC(-)	18	GN	TXL	239481R1		BS14	-	2644000R1		
LSSCC(-)	18	GN	TXL	239481R1		BS14	-	2644000R1		
LSSCD(-)	18	GN	TXL	239481R1		BS14	-	2644000R1		
LTSE(-)	18	GN	TXL	239481R1		BS14	-	2644000R1		
LTSFE(-)	18	GN	TXL	239481R1		BS14	-	2644000R1		
LTSGE(-)	18	GN	TXL	239481R1		BS14	-	2644000R1		
LWSC(-)	18	GN	TXL	239481R1		BS14	-	2644000R1		
LWSD(-)	18	GN	TXL	239481R1		BS14	-	2644000R1		
LWSE(-)	18	GN	TXL	239481R1		BS14	-	2644000R1		
SKSF(-)	18	GN	TXL	239481R1		BS14	-	2644000R1		
SKSG(-)	18	GN	TXL	239481R1		BS14	-	2644000R1		
SKSL(-)	18	GN	TXL	239481R1		BS14	-	2644000R1		
ZA94SK	18	GY	TXL	239481R1		BS15	-	2644000R1		
ZA94SKA	18	GY	TXL	239481R1		BS15	-	2644000R1		
ZA94SKB	18	GY	TXL	239481R1		BS15	-	2644000R1		
BU65	16	OR	TXL	239481R1		BS16	-	2644000R1		
BU65AA	18	OR	TXL	239481R1		BS16	-	2644000R1		
BU65AB	16	OR	TXL	239481R1		BS16	-	2644000R1		
BW65	16	OR	TXL	239481R1		BS16	-	2644000R1		
BW65AA	18	OR	TXL	239481R1		BS16	-	2644000R1		
BW65AB	16	OR	TXL	239481R1		BS16	-	2644000R1		
BX65	16	OR	TXL	239481R1		BS16	-	2644000R1		
BX65AA	18	OR	TXL	239481R1		BS16	-	2644000R1	3668940C1	
BX65AB	18	OR	TXL	239481R1		BS16	-	2644000R1		
BX65AC	18	OR	TXL	239481R1		BS16	-	2644000R1		
ZN5C(-)	18	GN	TXL	239481R1		BS17	-	2644000R1		
ZN5D(-)	18	GN	TXL	239481R1		BS17	-	2644000R1		
ZN5EB(-)	18	GN	TXL	239481R1		BS17	-	2644000R1		
ZN5C(+)	18	YL	TXL	239481R1		BS18	-	2644000R1		
ZN5D(+)	18	YL	TXL	239481R1		BS18	-	2644000R1		
ZN5EB(+)	18	YL	TXL	239481R1		BS18	-	2644000R1		
KP5AC(+)	18	YL	TXL	239481R1		BS19	-	2644000R1		
KP5AD(+)	18	YL	TXL	239481R1		BS19	-	2644000R1		
KP5AE(+)	18	YL	TXL	239481R1		BS19	-	2644000R1		
2H5C(+)	18	YL	TXL	239481R1		BS2	-	2644000R1		
2H5D(+)	18	YL	TXL	239481R1		BS2	-	2644000R1		
2H5E(+)	18	YL	TXL	239481R1		BS2	-	2644000R1		
2J5C(+)	18	YL	TXL	239481R1		BS2	-	2644000R1		
2J5D(+)	18	YL	TXL	239481R1		BS2	-	2644000R1		
2J5E(+)	18	YL	TXL	239481R1		BS2	-	2644000R1	1667530C1	
2L5C(+)	18	YL	TXL	239481R1		BS2	-	2644000R1		
2L5D(+)	18	YL	TXL	239481R1		BS2	-	2644000R1		
2L5E(+)	18	YL	TXL	239481R1		BS2	-	2644000R1		
2M5C(+)	18	YL	TXL	239481R1		BS2	-	2644000R1		
2M5D(+)	18	YL	TXL	239481R1		BS2	-	2644000R1		
2M5E(+)	18	YL	TXL	239481R1		BS2	-	2644000R1		
2W5C(+)	18	YL	TXL	239481R1		BS2	-	2644000R1		
2W5D(+)	18	YL	TXL	239481R1		BS2	-	2644000R1		
2W5E(+)	18	YL	TXL	239481R1		BS2	-	2644000R1		
2Y5C(+)	18	YL	TXL	239481R1		BS2	-	2644000R1		
2Y5D(+)	18	YL	TXL	239481R1		BS2	-	2644000R1		
2Y5E(+)	18	YL	TXL	239481R1		BS2	-	2644000R1		
2Z5C(+)	18	YL	TXL	239481R1		BS2	-	2644000R1		
2Z5D(+)	18	YL	TXL	239481R1		BS2	-	2644000R1		
2Z5E(+)	18	YL	TXL	239481R1		BS2	-	2644000R1		
3C5C(+)	18	YL	TXL	239481R1		BS2	-	2644000R1		
3C5D(+)	18	YL	TXL	239481R1		BS2	-	2644000R1		
3C5E(+)	18	YL	TXL	239481R1		BS2	-	2644000R1		
3D5C(+)	18	YL	TXL	239481R1		BS2	-	2644000R1		
3D5D(+)	18	YL	TXL	239481R1		BS2	-	2644000R1	3540614C1	
3D5E(+)	18	YL	TXL	239481R1		BS2	-	2644000R1		
3M5C(+)	18	YL	TXL	239481R1		BS2	-	2644000R1		
3M5D(+)	18	YL	TXL	239481R1		BS2	-	2644000R1		
3M5E(+)	18	YL	TXL	239481R1		BS2	-	2644000R1		
6E5C(+)	18	YL	TXL	239481R1		BS2	-	2644000R1		
6E5D(+)	18	YL	TXL	239481R1		BS2	-	2644000R1		
6E5E(+)	18	YL	TXL	239481R1		BS2	-	2644000R1		
9K5C(+)	18	YL	TXL	239481R1		BS2	-	2644000R1		
9K5D(+)	18	YL	TXL	239481R1		BS2	-	2644000R1		
9K5E(+)	18	YL	TXL	239481R1		BS2	-	2644000R1		
9L5C(+)	18	YL	TXL	239481R1		BS2	-	2644000R1		
9L5D(+)	18	YL	TXL	239481R1		BS2	-	2644000R1		
9L5E(+)	18	YL	TXL	239481R1		BS2	-	2644000R1		
9P5C(+)	18	YL	TXL	239481R1		BS2	-	2644000R1		
9P5D(+)	18	YL	TXL	239481R1		BS2	-	2644000R1		
9P5E(+)	18	YL	TXL	239481R1		BS2	-	2644000R1		
9V5C(+)	18	YL	TXL	239481R1		BS2	-	2644000R1	3539144C1	
9V5D(+)	18	YL	TXL	239481R1		BS2	-	2644000R1		
9V5E(+)	18	YL	TXL	239481R1		BS2	-	2644000R1		
JB5C(+)	18	YL	TXL	239481R1		BS2	-	2644000R1		
JB5D(+)	18	YL	TXL	239481R1		BS2	-	2644000R1		
JB5EB(+)	18	YL	TXL	239481R1		BS2	-	2644000R1		
LC5C(+)	18	YL	TXL	239481R1		BS2	-	2644000R1		
LC5D(+)	18	YL	TXL	239481R1		BS2	-	2644000R1		
LC5E(+)	18	YL	TXL	239481R1		BS2	-	2644000R1		
LD5C(+)	18	YL	TXL	239481R1		BS2	-	2644000R1		
LD5D(+)	18	YL	TXL	239481R1		BS2	-	2644000R1		
LD5E(+)	18	YL	TXL	239481R1		BS2	-	2644000R1		
LE5C(+)	18	YL	TXL	239481R1		BS2	-	2644000R1		
LE5D(+)	18	YL	TXL	239481R1		BS2	-	2644000R1		
LE5E(+)	18	YL	TXL	239481R1		BS2	-	2644000R1		
LF5CD(+)	18	YL	TXL	239481R1		BS2	-	2644000R1		
LF5D(+)	18	YL	TXL	239481R1		BS2	-	2644000R1		
LF5E(+)	18	YL	TXL	239481R1		BS2	-	2644000R1		
LS5CD(+)	18	YL	TXL	239481R1		BS2	-	2644000R1		
LS5D(+)	18	YL	TXL	239481R1		BS2	-	2644000R1		
LS5E(+)	18	YL	TXL	239481R1		BS2	-	2644000R1		
LTSGE(+)	18	YL	TXL	239481R1		BS2	-	2644000R1		
LTSHE(+)	18	YL	TXL	239481R1		BS2	-	2644000R1		
LTSJE(+)	18	YL	TXL	239481R1		BS2	-	2644000R1		
LU5D(+)	18	YL	TXL	239481R1		BS2	-	2644000R1		
LU5E(+)	18	YL	TXL	239481R1		BS2	-	2644000R1		
LU5F(+)	18	YL	TXL	239481R1		BS2	-	2644000R1		
LW5GE(+)	18	YL	TXL	239481R1		BS2	-	2644000R1		
LW5HE(+)	18	YL	TXL	239481R1		BS2	-	2644000R1		
LW5JE(+)	18	YL	TXL	239481R1		BS2	-	2644000R1		
PY5C(+)	18	YL	TXL	239481R1		BS2	-	2644000R1		
PY5D(+)	18	YL	TXL	239481R1		BS2	-	2644000R1		
PY5E(+)	18	YL	TXL	239481R1		BS2	-	2644000R1		
PZ5C(+)	18	YL	TXL	239481R1		BS2	-	2644000R1		
PZ5D(+)	18	YL	TXL	239481R1		BS2	-	2644000R1		

Circuit Number	Gauge	Color	Insulation	Terminal / Splice Number	Connector Part Number	Connector Number	Cavity	Seal/Sleeve	Lock 1	Lock 2
PZSE(+)	18	YL	TXL	239481R1		BS2	-	2644000R1		
RDSC(+)	18	YL	TXL	239481R1		BS2	-	2644000R1		
RDSD(+)	18	YL	TXL	239481R1		BS2	-	2644000R1		
RDSE(+)	18	YL	TXL	239481R1		BS2	-	2644000R1		
RGSC(+)	18	YL	TXL	239481R1		BS2	-	2644000R1		
RGSD(+)	18	YL	TXL	239481R1		BS2	-	2644000R1		
RGSE(+)	18	YL	TXL	239481R1		BS2	-	2644000R1		
RJSC(+)	18	YL	TXL	239481R1		BS2	-	2644000R1		
RJSD(+)	18	YL	TXL	239481R1		BS2	-	2644000R1		
RJSE(+)	18	YL	TXL	239481R1		BS2	-	2644000R1		
RMSC(+)	18	YL	TXL	239481R1		BS2	-	2644000R1		
RMSD(+)	18	YL	TXL	239481R1		BS2	-	2644000R1		
RMSE(+)	18	YL	TXL	239481R1		BS2	-	2644000R1		
RSSC(+)	18	YL	TXL	239481R1		BS2	-	2644000R1		
RSSD(+)	18	YL	TXL	239481R1		BS2	-	2644000R1		
RSSE(+)	18	YL	TXL	239481R1		BS2	-	2644000R1		
RUSC(+)	18	YL	TXL	239481R1		BS2	-	2644000R1		
RUSD(+)	18	YL	TXL	239481R1		BS2	-	2644000R1		
RUSE(+)	18	YL	TXL	239481R1		BS2	-	2644000R1		
SASC(+)	18	YL	TXL	239481R1		BS2	-	2644000R1		
SASD(+)	18	YL	TXL	239481R1		BS2	-	2644000R1		
SASE(+)	18	YL	TXL	239481R1		BS2	-	2644000R1		
SKSD(+)	18	YL	TXL	239481R1		BS2	-	2644000R1		
SKSE(+)	18	YL	TXL	239481R1		BS2	-	2644000R1		
SKSH(+)	18	YL	TXL	239481R1		BS2	-	2644000R1		
SNSC(+)	18	YL	TXL	239481R1		BS2	-	2644000R1		
SNSD(+)	18	YL	TXL	239481R1		BS2	-	2644000R1		
SNSE(+)	18	YL	TXL	239481R1		BS2	-	2644000R1		
SPSC(+)	18	YL	TXL	239481R1		BS2	-	2644000R1		
SPSD(+)	18	YL	TXL	239481R1		BS2	-	2644000R1		
SPSE(+)	18	YL	TXL	239481R1		BS2	-	2644000R1		
VCSC(+)	18	YL	TXL	239481R1		BS2	-	2644000R1		
VCSD(+)	18	YL	TXL	239481R1		BS2	-	2644000R1		
VCSE(+)	18	YL	TXL	239481R1		BS2	-	2644000R1		
VESC(+)	18	YL	TXL	239481R1		BS2	-	2644000R1		
VESD(+)	18	YL	TXL	239481R1		BS2	-	2644000R1		
VESE(+)	18	YL	TXL	239481R1		BS2	-	2644000R1		
ZHSC(+)	18	YL	TXL	239481R1		BS2	-	2644000R1		
ZHSD(+)	18	YL	TXL	239481R1		BS2	-	2644000R1		
ZHSEA(+)	18	YL	TXL	239481R1		BS2	-	2644000R1		
68A	14	BN	GXL	382181C1		BS2	-	2644000R1		
68B	16	BN	GXL	382181C1		BS2	-	2644000R1		
68C	16	BN	GXL	382181C1		BS2	-	2644000R1		
68D	16	BN	GXL	382181C1		BS2	-	2644000R1		
KPSAC(-)	18	GN	TXL	239481R1		BS20	-	2644000R1		
KPSAD(-)	18	GN	TXL	239481R1		BS20	-	2644000R1		
KPSAE(-)	18	GN	TXL	239481R1		BS20	-	2644000R1		
JPSBC(+)	18	YL	TXL	382181C1		BS3	-	2644000R1		
JPSBD(+)	18	YL	TXL	382181C1		BS3	-	2644000R1		
JPSBE(+)	18	YL	TXL	382181C1		BS3	-	2644000R1		
JRSBC(+)	18	YL	TXL	382181C1		BS3	-	2644000R1		
JRSBD(+)	18	YL	TXL	382181C1		BS3	-	2644000R1		
JRSBE(+)	18	YL	TXL	382181C1		BS3	-	2644000R1		
10-G	12	WH	GXL	468358C1		BS3	-	2644000R1		
10-GA	16	WH	GXL	468358C1		BS3	-	2644000R1		
10-GB	16	WH	GXL	468358C1		BS3	-	2644000R1		
10-GC	12	WH	GXL	468358C1		BS3	-	2644000R1		
10-GD	16	WH	GXL	468358C1		BS3	-	2644000R1		
10-GE	16	WH	GXL	468358C1		BS3	-	2644000R1		
JPSBC(-)	18	LTGN	TXL	382181C1		BS4	-	2644000R1		
JPSBD(-)	18	LTGN	TXL	382181C1		BS4	-	2644000R1		
JPSBE(-)	18	LTGN	TXL	382181C1		BS4	-	2644000R1		
JRSBC(-)	18	LTGN	TXL	382181C1		BS4	-	2644000R1		
JRSBD(-)	18	LTGN	TXL	382181C1		BS4	-	2644000R1		
JRSBE(-)	18	LTGN	TXL	382181C1		BS4	-	2644000R1		
3LSBB(+)	18	YL	TXL	382181C1		BS5	-	2644000R1		
3LSBC(+)	18	YL	TXL	382181C1		BS5	-	2644000R1	2006504C1	2006504C1
3LSBF(+)	18	YL	TXL	382181C1		BS5	-	2644000R1		
ARSBA(+)	18	YL	TXL	382181C1		BS5	-	2644000R1		
ARSBB(+)	18	YL	TXL	382181C1		BS5	-	2644000R1		
ARSBC(+)	18	YL	TXL	382181C1		BS5	-	2644000R1		
BRSBA(+)	18	YL	TXL	382181C1		BS5	-	2644000R1		
BRSBB(+)	18	YL	TXL	382181C1		BS5	-	2644000R1		
BRSBF(+)	18	YL	TXL	382181C1		BS5	-	2644000R1		
NRSBB(+)	18	YL	TXL	382181C1		BS5	-	2644000R1		
NRSBC(+)	18	YL	TXL	382181C1		BS5	-	2644000R1		
NRSBF(+)	18	YL	TXL	382181C1		BS5	-	2644000R1		
WPSBA(+)	18	YL	TXL	382181C1		BS5	-	2644000R1		
WPSBB(+)	18	YL	TXL	382181C1		BS5	-	2644000R1		
WPSBC(+)	18	YL	TXL	382181C1		BS5	-	2644000R1		
WTSBA(+)	18	YL	TXL	382181C1		BS5	-	2644000R1		
WTSBB(+)	18	YL	TXL	382181C1		BS5	-	2644000R1		
WTSBF(+)	18	YL	TXL	382181C1		BS5	-	2644000R1		
3LSBB(-)	18	GN	TXL	382181C1		BS6	-	2644000R1	1661263C1	1661263C1
3LSBC(-)	18	GN	TXL	382181C1		BS6	-	2644000R1		
3LSBF(-)	18	GN	TXL	382181C1		BS6	-	2644000R1		
ARSBA(-)	18	GN	TXL	382181C1		BS6	-	2644000R1		
ARSBB(-)	18	GN	TXL	382181C1		BS6	-	2644000R1		
ARSBC(-)	18	GN	TXL	382181C1		BS6	-	2644000R1		
BRSBA(-)	18	GN	TXL	382181C1		BS6	-	2644000R1		
BRSBB(-)	18	GN	TXL	382181C1		BS6	-	2644000R1		
BRSBF(-)	18	GN	TXL	382181C1		BS6	-	2644000R1		
NRSBB(-)	18	GN	TXL	382181C1		BS6	-	2644000R1		
NRSBC(-)	18	GN	TXL	382181C1		BS6	-	2644000R1		
NRSBF(-)	18	GN	TXL	382181C1		BS6	-	2644000R1		
WPSBA(-)	18	GN	TXL	382181C1		BS6	-	2644000R1		
WPSBB(-)	18	GN	TXL	382181C1		BS6	-	2644000R1		
WPSBC(-)	18	GN	TXL	382181C1		BS6	-	2644000R1		
WTSBA(-)	18	GN	TXL	382181C1		BS6	-	2644000R1		
WTSBB(-)	18	GN	TXL	382181C1		BS6	-	2644000R1		
WTSBF(-)	18	GN	TXL	382181C1		BS6	-	2644000R1		
BVSBP(+)	18	YL	TXL	239481R1		BS7	-	2644000R1		
BVSBS(+)	18	YL	TXL	239481R1		BS7	-	2644000R1		
BVSBT(+)	18	YL	TXL	239481R1		BS7	-	2644000R1		
FHSBP(+)	18	YL	TXL	239481R1		BS7	-	2644000R1		
FHSBS(+)	18	YL	TXL	239481R1		BS7	-	2644000R1		
FHSBT(+)	18	YL	TXL	239481R1		BS7	-	2644000R1		
WSSBP(+)	18	YL	TXL	239481R1		BS7	-	2644000R1		
WSSBS(+)	18	YL	TXL	239481R1		BS7	-	2644000R1		
WSSBT(+)	18	YL	TXL	239481R1		BS7	-	2644000R1		
BVSBP(-)	18	GN	TXL	239481R1		BS8	-	2644000R1		
BVSBS(-)	18	GN	TXL	239481R1		BS8	-	2644000R1		
BVSBT(-)	18	GN	TXL	239481R1		BS8	-	2644000R1		
FHSBP(-)	18	GN	TXL	239481R1		BS8	-	2644000R1		
FHSBS(-)	18	GN	TXL	239481R1		BS8	-	2644000R1		

Circuit Number	Gauge	Color	Insulation	Terminal / Splice Number	Connector Part Number	Connector Number	Cavity	Seal/Sleeve	Lock 1	Lock 2
FHSBT(-)	18	GN	TXL	239481R1		BS8	-	2644000R1		
WSSBP(-)	18	GN	TXL	239481R1		BS8	-	2644000R1		
WSSBS(-)	18	GN	TXL	239481R1		BS8	-	2644000R1		
WSSBT(-)	18	GN	TXL	239481R1		BS8	-	2644000R1		
CV81-G	10	WH	TXL	468358C1		CS1	-	2644000R1		
CV81-GA	12	WH	TXL	468358C1		CS1	-	2644000R1		
CV81-GB	12	WH	TXL	468358C1		CS1	-	2644000R1		
BD75-GAK	18	WH	GXL	239481R1		CS1	-	2644000R1		
BD75-GAS	18	WH	TXL	239481R1		CS1	-	2644000R1		
BD75-GASA	18	WH	GXL	239481R1		CS1	-	2644000R1		
BD75-GSX	14	WH	GXL	239481R1		CS1	-	2644000R1		
BF75-GAK	18	WH	GXL	239481R1		CS1	-	2644000R1		
BF75-GAS	18	WH	GXL	239481R1		CS1	-	2644000R1		
BF75-GSX	14	WH	GXL	239481R1		CS1	-	2644000R1		
3A94-GC	16	WH	TXL	382181C1		CS2	-	2644000R1		
3A94-GD	14	WH	TXL	382181C1		CS2	-	2644000R1		
3A94BT	18	GY	TXL	382181C1		CS2	-	2644000R1		
3A94BZ	18	GY	TXL	382181C1		CS2	-	2644000R1		
ZT11-GM	10	WH	TXL	382181C1		CS2	-	2644000R1		
ZT11-GM1	10	WH	TXL	382181C1		CS2	-	2644000R1		
ZT11-GM2	10	WH	TXL	382181C1		CS2	-	2644000R1		
LR86AS	18	LTGN	TXL	239481R1		CS3	-	2644000R1		
LR86AU	18	LTGN	TXL	239481R1		CS3	-	2644000R1		
LR86YL	18	LTGN	TXL	239481R1		CS3	-	2644000R1		
JP11-GT	14	WH	GXL	239481R1		CS3	-	2644000R1		
JP63-GK	18	WH	GXL	239481R1		CS3	-	2644000R1		
JP63-GSD	18	WH	GXL	239481R1		CS3	-	2644000R1		
JP63-GU	18	WH	GXL	239481R1		CS3	-	2644000R1		
JP86-GU	16	WH	GXL	239481R1		CS3	-	2644000R1		
ZE75-GAK	18	WH	GXL	239481R1		CS4	-	2644000R1		
ZE75-GAS	18	WH	GXL	239481R1		CS4	-	2644000R1		
ZE75-GSX	14	WH	GXL	239481R1		CS4	-	2644000R1		
ZE75WG	18	WH	GXL	239481R1		CS4	-	2644000R1		
ZG75-GAS	18	WH	GXL	239481R1		CS4	-	2644000R1		
ZG75-GSX	14	WH	GXL	239481R1		CS4	-	2644000R1		
ZG75WG	18	WH	GXL	239481R1		CS4	-	2644000R1		
ZP11-GM	8	WH	TXL	382181C1		CS5	-	2644000R1		
ZP11-GM1	10	WH	TXL	382181C1		CS5	-	2644000R1		
ZP11-GM2	10	WH	TXL	382181C1		CS5	-	2644000R1		
ZP63-GIA	18	WH	GXL	382181C1		CS5	-	2644000R1		
ZP63-GIB	18	WH	GXL	382181C1		CS5	-	2644000R1		
ZR11-GM	8	WH	TXL	382181C1		CS6	-	2644000R1		
ZR11-GM1	10	WH	TXL	382181C1		CS6	-	2644000R1		
ZR11-GM2	10	WH	TXL	382181C1		CS6	-	2644000R1		
ZR63-GIA	18	WH	GXL	382181C1		CS6	-	2644000R1		
ZR63-GIB	18	WH	GXL	382181C1		CS6	-	2644000R1		
ZS11-GM	10	WH	TXL	382181C1		CS7	-	2644000R1		
ZS11-GM1	10	WH	TXL	382181C1		CS7	-	2644000R1		
ZS11-GM2	10	WH	TXL	382181C1		CS7	-	2644000R1		
6ESE(+)	18	YL	TXL	239481R1		DS1	-	2644000R1		
6ESF(+)	18	YL	TXL	239481R1		DS1	-	2644000R1		
6ESG(+)	18	YL	TXL	239481R1		DS1	-	2644000R1		
JMSBC(+)	18	YL	TXL	239481R1		DS1	-	2644000R1		
JMSBF(+)	18	YL	TXL	239481R1		DS1	-	2644000R1		
JMSBG(+)	18	YL	TXL	239481R1		DS1	-	2644000R1		
JNSBC(+)	18	YL	TXL	239481R1		DS1	-	2644000R1		
JNSBF(+)	18	YL	TXL	239481R1		DS1	-	2644000R1		
JNSBG(+)	18	YL	TXL	239481R1		DS1	-	2644000R1		
JP5BE(+)	18	YL	TXL	239481R1		DS1	-	2644000R1		
JP5BF(+)	18	YL	TXL	239481R1		DS1	-	2644000R1		
JP5BG(+)	18	YL	TXL	239481R1		DS1	-	2644000R1		
JR5BE(+)	18	YL	TXL	239481R1		DS1	-	2644000R1		
JR5BF(+)	18	YL	TXL	239481R1		DS1	-	2644000R1		
JR5BG(+)	18	YL	TXL	239481R1		DS1	-	2644000R1		
LW5E(+)	18	YL	TXL	239481R1		DS1	-	2644000R1		
LW5FE(+)	18	YL	TXL	239481R1		DS1	-	2644000R1		
LW5GE(+)	18	YL	TXL	239481R1		DS1	-	2644000R1		
SK5H(+)	18	YL	TXL	239481R1		DS1	-	2644000R1		
SK5J(+)	18	YL	TXL	239481R1		DS1	-	2644000R1		
SK5L(+)	18	YL	TXL	239481R1		DS1	-	2644000R1		
HG62A	18	DKBL	GXL	239481R1		DS1	-	2644000R1		
HG62AH	18	DKBL	TXL	239481R1		DS1	-	2644000R1		
HG62AS	18	DKBL	GXL	239481R1		DS1	-	2644000R1		
6ESE(-)	18	GN	TXL	239481R1		DS2	-	2644000R1		
6ESF(-)	18	GN	TXL	239481R1		DS2	-	2644000R1		
6ESG(-)	18	GN	TXL	239481R1		DS2	-	2644000R1		
JMSBC(-)	18	LTGN	TXL	239481R1		DS2	-	2644000R1		
JMSBF(-)	18	LTGN	TXL	239481R1		DS2	-	2644000R1		
JMSBG(-)	18	LTGN	TXL	239481R1		DS2	-	2644000R1		
JNSBC(-)	18	LTGN	TXL	239481R1		DS2	-	2644000R1		
JNSBF(-)	18	LTGN	TXL	239481R1		DS2	-	2644000R1		
JNSBG(-)	18	LTGN	TXL	239481R1		DS2	-	2644000R1		
JP5BE(-)	18	LTGN	TXL	239481R1		DS2	-	2644000R1		
JP5BF(-)	18	LTGN	TXL	239481R1		DS2	-	2644000R1		
JP5BG(-)	18	LTGN	TXL	239481R1		DS2	-	2644000R1		
JR5BE(-)	18	LTGN	TXL	239481R1		DS2	-	2644000R1		
JR5BF(-)	18	LTGN	TXL	239481R1		DS2	-	2644000R1		
JR5BG(-)	18	LTGN	TXL	239481R1		DS2	-	2644000R1		
LW5E(-)	18	GN	TXL	239481R1		DS2	-	2644000R1		
LW5FE(-)	18	GN	TXL	239481R1		DS2	-	2644000R1		
LW5GE(-)	18	GN	TXL	239481R1		DS2	-	2644000R1		
SK5H(-)	18	GN	TXL	239481R1		DS2	-	2644000R1		
SK5J(-)	18	GN	TXL	239481R1		DS2	-	2644000R1		
SK5L(-)	18	GN	TXL	239481R1		DS2	-	2644000R1		
BA75AJ	18	LTGN	GXL	239481R1		DS2	-	2644000R1		
BA75AJA	18	LTGN	GXL	239481R1		DS2	-	2644000R1		
BA75AJB	18	LTGN	GXL	239481R1		DS2	-	2644000R1		
RA11-GBA	14	WH	TXL	239481R1		DS3	-	2644000R1		
RA11-GCB	14	WH	TXL	239481R1		DS3	-	2644000R1		
RA11-GCC	14	WH	TXL	239481R1		DS3	-	2644000R1		
RA11-GKJ	6	WH	SGX	239481R1		DS3	-	2644000R1		
RB11-GBA	14	WH	TXL	239481R1		DS3	-	2644000R1		
RB11-GCB	14	WH	TXL	239481R1		DS3	-	2644000R1		
RB11-GCC	14	WH	TXL	239481R1		DS3	-	2644000R1		
RB11-GKJ	6	WH	SGX	239481R1		DS3	-	2644000R1		
ZE75AJ	18	LTGN	GXL	239481R1		DS3	-	2644000R1		
ZE75AJA	18	LTGN	GXL	239481R1		DS3	-	2644000R1		
ZE75AJB	18	LTGN	GXL	239481R1		DS3	-	2644000R1		
1A60C	18	OR	TXL	239481R1		DS4	-	2644000R1	2011364C1	
1A62	18	DKBL	TXL	239481R1		DS4	-	2644000R1		
1A62DD	18	DKBL	TXL	239481R1		DS4	-	2644000R1		
AA60C	18	OR	TXL	239481R1		DS4	-	2644000R1		
AA62	18	DKBL	TXL	239481R1		DS4	-	2644000R1		
AA62DD	18	DKBL	TXL	239481R1		DS4	-	2644000R1		
4G62DA	16	DKBL	TXL	239481R1		DS5	-	2644000R1		

Circuit Number	Gauge	Color	Insulation	Terminal / Splice Number	Connector Part Number	Connector Number	Cavity	Seal/Sleeve	Lock 1	Lock 2
4G62DB	16	DKBL	TXL	239481R1		DS5	-	2644000R1		
4G62DC	16	DKBL	TXL	239481R1		DS5	-	2644000R1		
2HSE(+)	18	YL	TXL	239481R1		ES1	-	2644000R1		
2HSG(+)	18	YL	TXL	239481R1		ES1	-	2644000R1		
2HSJ(+)	18	YL	TXL	239481R1		ES1	-	2644000R1		
2JSE(+)	18	YL	TXL	239481R1		ES1	-	2644000R1		
2JSG(+)	18	YL	TXL	239481R1		ES1	-	2644000R1		
2JSH(+)	18	YL	TXL	239481R1		ES1	-	2644000R1		
2LSE(+)	18	YL	TXL	239481R1		ES1	-	2644000R1		
2LSF(+)	18	YL	TXL	239481R1		ES1	-	2644000R1	3515765C1	
2LSG(+)	18	YL	TXL	239481R1		ES1	-	2644000R1		
2MSE(+)	18	YL	TXL	239481R1		ES1	-	2644000R1		
2MSF(+)	18	YL	TXL	239481R1		ES1	-	2644000R1		
2MSG(+)	18	YL	TXL	239481R1		ES1	-	2644000R1		
2WSE(+)	18	YL	TXL	239481R1		ES1	-	2644000R1		
2WSF(+)	18	YL	TXL	239481R1		ES1	-	2644000R1		
2WSG(+)	18	YL	TXL	239481R1		ES1	-	2644000R1		
2YSE(+)	18	YL	TXL	239481R1		ES1	-	2644000R1		
2YSG(+)	18	YL	TXL	239481R1		ES1	-	2644000R1		
2YSH(+)	18	YL	TXL	239481R1		ES1	-	2644000R1		
2ZSE(+)	18	YL	TXL	239481R1		ES1	-	2644000R1		
2ZSF(+)	18	YL	TXL	239481R1		ES1	-	2644000R1		
2ZSG(+)	18	YL	TXL	239481R1		ES1	-	2644000R1		
3CSE(+)	18	YL	TXL	239481R1		ES1	-	2644000R1		
3CSG(+)	18	YL	TXL	239481R1		ES1	-	2644000R1		
3CSH(+)	18	YL	TXL	239481R1		ES1	-	2644000R1		
3DSE(+)	18	YL	TXL	239481R1		ES1	-	2644000R1	3553460C1	
3DSG(+)	18	YL	TXL	239481R1		ES1	-	2644000R1	3601839C1	
3DSH(+)	18	YL	TXL	239481R1		ES1	-	2644000R1		
3ESF(+)	18	YL	TXL	239481R1		ES1	-	2644000R1		
3ESG(+)	18	YL	TXL	239481R1		ES1	-	2644000R1		
3ESJ(+)	18	YL	TXL	239481R1		ES1	-	2644000R1		
3JSF(+)	18	YL	TXL	239481R1		ES1	-	2644000R1		
3JSG(+)	18	YL	TXL	239481R1		ES1	-	2644000R1		
3JSH(+)	18	YL	TXL	239481R1		ES1	-	2644000R1		
3MSE(+)	18	YL	TXL	239481R1		ES1	-	2644000R1		
3MSG(+)	18	YL	TXL	239481R1		ES1	-	2644000R1		
3MSH(+)	18	YL	TXL	239481R1		ES1	-	2644000R1		
3RSF(+)	18	YL	TXL	239481R1		ES1	-	2644000R1		
3RSG(+)	18	YL	TXL	239481R1		ES1	-	2644000R1		
3RSJ(+)	18	YL	TXL	239481R1		ES1	-	2644000R1		
3USG(+)	18	YL	TXL	239481R1		ES1	-	2644000R1	3978364C1	
3USH(+)	18	YL	TXL	239481R1		ES1	-	2644000R1		
3USPJ(+)	18	YL	TXL	239481R1		ES1	-	2644000R1		
3WSH(+)	18	YL	TXL	239481R1		ES1	-	2644000R1		
3WST(+)	18	YL	TXL	239481R1		ES1	-	2644000R1		
3WSW(+)	18	YL	TXL	239481R1		ES1	-	2644000R1		
3ZSF(+)	18	YL	TXL	239481R1		ES1	-	2644000R1		
3ZSG(+)	18	YL	TXL	239481R1		ES1	-	2644000R1		
3ZSH(+)	18	YL	TXL	239481R1		ES1	-	2644000R1		
4ESE(+)	18	YL	TXL	239481R1		ES1	-	2644000R1		
4ESG(+)	18	YL	TXL	239481R1		ES1	-	2644000R1		
4ESH(+)	18	YL	TXL	239481R1		ES1	-	2644000R1		
4JSE(+)	18	YL	TXL	239481R1		ES1	-	2644000R1		
4JSF(+)	18	YL	TXL	239481R1		ES1	-	2644000R1		
4JSG(+)	18	YL	TXL	239481R1		ES1	-	2644000R1		
4LSE(+)	18	YL	TXL	239481R1		ES1	-	2644000R1		
4LSF(+)	18	YL	TXL	239481R1		ES1	-	2644000R1		
4LSG(+)	18	YL	TXL	239481R1		ES1	-	2644000R1		
4NSE(+)	18	YL	TXL	239481R1		ES1	-	2644000R1		
4NSG(+)	18	YL	TXL	239481R1		ES1	-	2644000R1		
4NSH(+)	18	YL	TXL	239481R1		ES1	-	2644000R1		
6ESG(+)	18	YL	TXL	239481R1		ES1	-	2644000R1		
6ESH(+)	18	YL	TXL	239481R1		ES1	-	2644000R1		
6ESJ(+)	18	YL	TXL	239481R1		ES1	-	2644000R1		
9KSE(+)	18	YL	TXL	239481R1		ES1	-	2644000R1		
9KSG(+)	18	YL	TXL	239481R1		ES1	-	2644000R1		
9KSH(+)	18	YL	TXL	239481R1		ES1	-	2644000R1		
9LSE(+)	18	YL	TXL	239481R1		ES1	-	2644000R1		
9LSG(+)	18	YL	TXL	239481R1		ES1	-	2644000R1		
9LSH(+)	18	YL	TXL	239481R1		ES1	-	2644000R1		
9PSE(+)	18	YL	TXL	239481R1		ES1	-	2644000R1		
9PSG(+)	18	YL	TXL	239481R1		ES1	-	2644000R1		
9PSH(+)	18	YL	TXL	239481R1		ES1	-	2644000R1		
9TSF(+)	18	YL	TXL	239481R1		ES1	-	2644000R1		
9TSG(+)	18	YL	TXL	239481R1		ES1	-	2644000R1		
9TSH(+)	18	YL	TXL	239481R1		ES1	-	2644000R1		
9VSE(+)	18	YL	TXL	239481R1		ES1	-	2644000R1		
9VSG(+)	18	YL	TXL	239481R1		ES1	-	2644000R1		
9VSH(+)	18	YL	TXL	239481R1		ES1	-	2644000R1		
9WSF(+)	18	YL	TXL	239481R1		ES1	-	2644000R1		
9WSG(+)	18	YL	TXL	239481R1		ES1	-	2644000R1		
9WSH(+)	18	YL	TXL	239481R1		ES1	-	2644000R1		
JCSF(+)	18	YL	TXL	239481R1		ES1	-	2644000R1		
JCSG(+)	18	YL	TXL	239481R1		ES1	-	2644000R1		
JCSH(+)	18	YL	TXL	239481R1		ES1	-	2644000R1		
JDSF(+)	18	YL	TXL	239481R1		ES1	-	2644000R1		
JDSG(+)	18	YL	TXL	239481R1		ES1	-	2644000R1		
JDSH(+)	18	YL	TXL	239481R1		ES1	-	2644000R1		
JFSF(+)	18	YL	TXL	239481R1		ES1	-	2644000R1		
JFSG(+)	18	YL	TXL	239481R1		ES1	-	2644000R1		
JFSH(+)	18	YL	TXL	239481R1		ES1	-	2644000R1		
JGSF(+)	18	YL	TXL	239481R1		ES1	-	2644000R1		
JGSG(+)	18	YL	TXL	239481R1		ES1	-	2644000R1		
JGSH(+)	18	YL	TXL	239481R1		ES1	-	2644000R1		
LCSE(+)	18	YL	TXL	239481R1		ES1	-	2644000R1		
LCSH(+)	18	YL	TXL	239481R1		ES1	-	2644000R1		
LCSJ(+)	18	YL	TXL	239481R1		ES1	-	2644000R1		
LDSE(+)	18	YL	TXL	239481R1		ES1	-	2644000R1		
LDSG(+)	18	YL	TXL	239481R1		ES1	-	2644000R1		
LDSJ(+)	18	YL	TXL	239481R1		ES1	-	2644000R1		
LESE(+)	18	YL	TXL	239481R1		ES1	-	2644000R1		
LESG(+)	18	YL	TXL	239481R1		ES1	-	2644000R1		
LESH(+)	18	YL	TXL	239481R1		ES1	-	2644000R1		
LFSE(+)	18	YL	TXL	239481R1		ES1	-	2644000R1		
LFSG(+)	18	YL	TXL	239481R1		ES1	-	2644000R1		
LFSH(+)	18	YL	TXL	239481R1		ES1	-	2644000R1		
LSSE(+)	18	YL	TXL	239481R1		ES1	-	2644000R1		
LSSG(+)	18	YL	TXL	239481R1		ES1	-	2644000R1		
LSSH(+)	18	YL	TXL	239481R1		ES1	-	2644000R1		
LUSF(+)	18	YL	TXL	239481R1		ES1	-	2644000R1		
LUSG(+)	18	YL	TXL	239481R1		ES1	-	2644000R1		
LUSH(+)	18	YL	TXL	239481R1		ES1	-	2644000R1		
LVSF(+)	18	YL	TXL	239481R1		ES1	-	2644000R1		
LVSG(+)	18	YL	TXL	239481R1		ES1	-	2644000R1		

Circuit Number	Gauge	Color	Insulation	Terminal / Splice Number	Connector Part Number	Connector Number	Cavity	Seal/Sleeve	Lock 1	Lock 2
LVSH(+)	18	YL	TXL	239481R1		ES1	-	2644000R1		
PVSF(+)	18	YL	TXL	239481R1		ES1	-	2644000R1		
PVSG(+)	18	YL	TXL	239481R1		ES1	-	2644000R1		
PVSH(+)	18	YL	TXL	239481R1		ES1	-	2644000R1		
PYSE(+)	18	YL	TXL	239481R1		ES1	-	2644000R1		
PYSG(+)	18	YL	TXL	239481R1		ES1	-	2644000R1		
PYSJ(+)	18	YL	TXL	239481R1		ES1	-	2644000R1		
PZSE(+)	18	YL	TXL	239481R1		ES1	-	2644000R1		
PZSG(+)	18	YL	TXL	239481R1		ES1	-	2644000R1		
PZSH(+)	18	YL	TXL	239481R1		ES1	-	2644000R1		
RDSE(+)	18	YL	TXL	239481R1		ES1	-	2644000R1		
RDSG(+)	18	YL	TXL	239481R1		ES1	-	2644000R1		
RDSH(+)	18	YL	TXL	239481R1		ES1	-	2644000R1		
RGSE(+)	18	YL	TXL	239481R1		ES1	-	2644000R1		
RGSF(+)	18	YL	TXL	239481R1		ES1	-	2644000R1		
RGSG(+)	18	YL	TXL	239481R1		ES1	-	2644000R1		
RJSE(+)	18	YL	TXL	239481R1		ES1	-	2644000R1		
RJSG(+)	18	YL	TXL	239481R1		ES1	-	2644000R1		
RJSH(+)	18	YL	TXL	239481R1		ES1	-	2644000R1		
RMSE(+)	18	YL	TXL	239481R1		ES1	-	2644000R1		
RMSG(+)	18	YL	TXL	239481R1		ES1	-	2644000R1		
RMSH(+)	18	YL	TXL	239481R1		ES1	-	2644000R1		
RRSE(+)	18	YL	TXL	239481R1		ES1	-	2644000R1		
RRSG(+)	18	YL	TXL	239481R1		ES1	-	2644000R1		
RRSH(+)	18	YL	TXL	239481R1		ES1	-	2644000R1		
RSSE(+)	18	YL	TXL	239481R1		ES1	-	2644000R1		
RSSG(+)	18	YL	TXL	239481R1		ES1	-	2644000R1		
RSSH(+)	18	YL	TXL	239481R1		ES1	-	2644000R1		
RUSE(+)	18	YL	TXL	239481R1		ES1	-	2644000R1		
RUSG(+)	18	YL	TXL	239481R1		ES1	-	2644000R1		
RUSH(+)	18	YL	TXL	239481R1		ES1	-	2644000R1		
RXSE(+)	18	YL	TXL	239481R1		ES1	-	2644000R1		
RXSG(+)	18	YL	TXL	239481R1		ES1	-	2644000R1		
RXSH(+)	18	YL	TXL	239481R1		ES1	-	2644000R1		
RZSE(+)	18	YL	TXL	239481R1		ES1	-	2644000R1		
RZSF(+)	18	YL	TXL	239481R1		ES1	-	2644000R1		
RZSG(+)	18	YL	TXL	239481R1		ES1	-	2644000R1		
SBSF(+)	18	YL	TXL	239481R1		ES1	-	2644000R1		
SBSG(+)	18	YL	TXL	239481R1		ES1	-	2644000R1		
SBSH(+)	18	YL	TXL	239481R1		ES1	-	2644000R1		
SCSF(+)	18	YL	TXL	239481R1		ES1	-	2644000R1		
SCSG(+)	18	YL	TXL	239481R1		ES1	-	2644000R1		
SCSH(+)	18	YL	TXL	239481R1		ES1	-	2644000R1		
SDSF(+)	18	YL	TXL	239481R1		ES1	-	2644000R1		
SDSG(+)	18	YL	TXL	239481R1		ES1	-	2644000R1		
SDSJ(+)	18	YL	TXL	239481R1		ES1	-	2644000R1		
SESE(+)	18	YL	TXL	239481R1		ES1	-	2644000R1		
SESG(+)	18	YL	TXL	239481R1		ES1	-	2644000R1		
SESH(+)	18	YL	TXL	239481R1		ES1	-	2644000R1		
SNSE(+)	18	YL	TXL	239481R1		ES1	-	2644000R1		
SNSG(+)	18	YL	TXL	239481R1		ES1	-	2644000R1		
SNSH(+)	18	YL	TXL	239481R1		ES1	-	2644000R1		
SPSE(+)	18	YL	TXL	239481R1		ES1	-	2644000R1		
SPSG(+)	18	YL	TXL	239481R1		ES1	-	2644000R1		
SPSH(+)	18	YL	TXL	239481R1		ES1	-	2644000R1		
SRSF(+)	18	YL	TXL	239481R1		ES1	-	2644000R1		
SRSG(+)	18	YL	TXL	239481R1		ES1	-	2644000R1		
SRSH(+)	18	YL	TXL	239481R1		ES1	-	2644000R1		
VCSE(+)	18	YL	TXL	239481R1		ES1	-	2644000R1		
VCSG(+)	18	YL	TXL	239481R1		ES1	-	2644000R1		
VCSH(+)	18	YL	TXL	239481R1		ES1	-	2644000R1		
VDSF(+)	18	YL	TXL	239481R1		ES1	-	2644000R1		
VDSG(+)	18	YL	TXL	239481R1		ES1	-	2644000R1		
VDSH(+)	18	YL	TXL	239481R1		ES1	-	2644000R1		
VESE(+)	18	YL	TXL	239481R1		ES1	-	2644000R1		
VESG(+)	18	YL	TXL	239481R1		ES1	-	2644000R1		
VESH(+)	18	YL	TXL	239481R1		ES1	-	2644000R1		
VGSF(+)	18	YL	TXL	239481R1		ES1	-	2644000R1		
VGSG(+)	18	YL	TXL	239481R1		ES1	-	2644000R1		
VGSH(+)	18	YL	TXL	239481R1		ES1	-	2644000R1		
YXSF(+)	18	YL	TXL	239481R1		ES1	-	2644000R1		
YXSG(+)	18	YL	TXL	239481R1		ES1	-	2644000R1		
YXSH(+)	18	YL	TXL	239481R1		ES1	-	2644000R1		
YZSF(+)	18	YL	TXL	239481R1		ES1	-	2644000R1		
YZSG(+)	18	YL	TXL	239481R1		ES1	-	2644000R1		
YZSH(+)	18	YL	TXL	239481R1		ES1	-	2644000R1		
11COG	18	WH	TXL	239481R1		ES1	-	2644000R1		
11COG1	18	WH	TXL	239481R1		ES1	-	2644000R1		
11COG2	18	WH	TXL	239481R1		ES1	-	2644000R1		
2HSE(-)	18	GN	TXL	239481R1		ES2	-	2644000R1		
2HSG(-)	18	GN	TXL	239481R1		ES2	-	2644000R1		
2HSJ(-)	18	GN	TXL	239481R1		ES2	-	2644000R1		
2JSE(-)	18	GN	TXL	239481R1		ES2	-	2644000R1		
2JSG(-)	18	GN	TXL	239481R1		ES2	-	2644000R1		
2JSH(-)	18	GN	TXL	239481R1		ES2	-	2644000R1		
2LSE(-)	18	GN	TXL	239481R1		ES2	-	2644000R1	1661890C1	
2LSF(-)	18	GN	TXL	239481R1		ES2	-	2644000R1		
2LSG(-)	18	GN	TXL	239481R1		ES2	-	2644000R1		
2MSE(-)	18	GN	TXL	239481R1		ES2	-	2644000R1		
2MSF(-)	18	GN	TXL	239481R1		ES2	-	2644000R1		
2MSG(-)	18	GN	TXL	239481R1		ES2	-	2644000R1		
2WSE(-)	18	GN	TXL	239481R1		ES2	-	2644000R1		
2WSF(-)	18	GN	TXL	239481R1		ES2	-	2644000R1		
2WSG(-)	18	GN	TXL	239481R1		ES2	-	2644000R1		
2YSE(-)	18	GN	TXL	239481R1		ES2	-	2644000R1		
2YSG(-)	18	GN	TXL	239481R1		ES2	-	2644000R1		
2YSH(-)	18	GN	TXL	239481R1		ES2	-	2644000R1		
2ZSE(-)	18	GN	TXL	239481R1		ES2	-	2644000R1		
2ZSF(-)	18	GN	TXL	239481R1		ES2	-	2644000R1	1661890C1	
2ZSG(-)	18	GN	TXL	239481R1		ES2	-	2644000R1		
3CSE(-)	18	GN	TXL	239481R1		ES2	-	2644000R1		
3CSG(-)	18	GN	TXL	239481R1		ES2	-	2644000R1		
3CSH(-)	18	GN	TXL	239481R1		ES2	-	2644000R1		
3DSE(-)	18	GN	TXL	239481R1		ES2	-	2644000R1	3573833C1	
3DSG(-)	18	GN	TXL	239481R1		ES2	-	2644000R1	3557682C1	
3DSH(-)	18	GN	TXL	239481R1		ES2	-	2644000R1		
3ESF(-)	18	GN	TXL	239481R1		ES2	-	2644000R1		
3ESG(-)	18	GN	TXL	239481R1		ES2	-	2644000R1		
3ESJ(-)	18	GN	TXL	239481R1		ES2	-	2644000R1		
3JSF(-)	18	GN	TXL	239481R1		ES2	-	2644000R1		
3JSG(-)	18	GN	TXL	239481R1		ES2	-	2644000R1		
3JSH(-)	18	GN	TXL	239481R1		ES2	-	2644000R1		
3MSE(-)	18	GN	TXL	239481R1		ES2	-	2644000R1		
3MSG(-)	18	GN	TXL	239481R1		ES2	-	2644000R1		
3MSH(-)	18	GN	TXL	239481R1		ES2	-	2644000R1		

Circuit Number	Gauge	Color	Insulation	Terminal / Splice Number	Connector Part Number	Connector Number	Cavity	Seal/Sleeve	Lock 1	Lock 2
3RSF(-)	18	GN	TXL	239481R1		ES2	-	2644000R1		
3RSG(-)	18	GN	TXL	239481R1		ES2	-	2644000R1		
3RSI(-)	18	GN	TXL	239481R1		ES2	-	2644000R1		
3USG(-)	18	GN	TXL	239481R1		ES2	-	2644000R1		
3USH(-)	18	GN	TXL	239481R1		ES2	-	2644000R1		
3USPJ(-)	18	GN	TXL	239481R1		ES2	-	2644000R1		
3WSH(-)	18	GN	TXL	239481R1		ES2	-	2644000R1		
3WST(-)	18	GN	TXL	239481R1		ES2	-	2644000R1		
3WSW(-)	18	GN	TXL	239481R1		ES2	-	2644000R1		
3ZSF(-)	18	GN	TXL	239481R1		ES2	-	2644000R1		
3ZSG(-)	18	GN	TXL	239481R1		ES2	-	2644000R1		
3ZSH(-)	18	GN	TXL	239481R1		ES2	-	2644000R1		
4ESE(-)	18	GN	TXL	239481R1		ES2	-	2644000R1		
4ESG(-)	18	GN	TXL	239481R1		ES2	-	2644000R1		
4ESH(-)	18	GN	TXL	239481R1		ES2	-	2644000R1		
4JSE(-)	18	GN	TXL	239481R1		ES2	-	2644000R1		
4JSF(-)	18	GN	TXL	239481R1		ES2	-	2644000R1		
4JSG(-)	18	GN	TXL	239481R1		ES2	-	2644000R1		
4LSE(-)	18	GN	TXL	239481R1		ES2	-	2644000R1		
4LSF(-)	18	GN	TXL	239481R1		ES2	-	2644000R1		
4LSG(-)	18	GN	TXL	239481R1		ES2	-	2644000R1		
4NSE(-)	18	GN	TXL	239481R1		ES2	-	2644000R1		
4NSG(-)	18	GN	TXL	239481R1		ES2	-	2644000R1		
4NSH(-)	18	GN	TXL	239481R1		ES2	-	2644000R1		
6ESG(-)	18	GN	TXL	239481R1		ES2	-	2644000R1		
6ESH(-)	18	GN	TXL	239481R1		ES2	-	2644000R1		
6ESJ(-)	18	GN	TXL	239481R1		ES2	-	2644000R1		
9KSE(-)	18	GN	TXL	239481R1		ES2	-	2644000R1		
9KSG(-)	18	GN	TXL	239481R1		ES2	-	2644000R1		
9KSH(-)	18	GN	TXL	239481R1		ES2	-	2644000R1		
9LSE(-)	18	GN	TXL	239481R1		ES2	-	2644000R1		
9LSG(-)	18	GN	TXL	239481R1		ES2	-	2644000R1		
9LSH(-)	18	GN	TXL	239481R1		ES2	-	2644000R1		
9PSE(-)	18	GN	TXL	239481R1		ES2	-	2644000R1		
9PSG(-)	18	GN	TXL	239481R1		ES2	-	2644000R1		
9PSH(-)	18	GN	TXL	239481R1		ES2	-	2644000R1		
9TSF(-)	18	GN	TXL	239481R1		ES2	-	2644000R1		
9TSG(-)	18	GN	TXL	239481R1		ES2	-	2644000R1		
9TSH(-)	18	GN	TXL	239481R1		ES2	-	2644000R1		
9VSE(-)	18	GN	TXL	239481R1		ES2	-	2644000R1	3545579C1	
9VSG(-)	18	GN	TXL	239481R1		ES2	-	2644000R1		
9VSH(-)	18	GN	TXL	239481R1		ES2	-	2644000R1		
9WSF(-)	18	GN	TXL	239481R1		ES2	-	2644000R1		
9WSG(-)	18	GN	TXL	239481R1		ES2	-	2644000R1		
9WSH(-)	18	GN	TXL	239481R1		ES2	-	2644000R1		
JCSF(-)	18	GN	TXL	239481R1		ES2	-	2644000R1		
JCSG(-)	18	GN	TXL	239481R1		ES2	-	2644000R1		
JCSH(-)	18	GN	TXL	239481R1		ES2	-	2644000R1		
JDSF(-)	18	GN	TXL	239481R1		ES2	-	2644000R1		
JDSG(-)	18	GN	TXL	239481R1		ES2	-	2644000R1		
JDSH(-)	18	GN	TXL	239481R1		ES2	-	2644000R1		
JFSF(-)	18	GN	TXL	239481R1		ES2	-	2644000R1		
JFSG(-)	18	GN	TXL	239481R1		ES2	-	2644000R1		
JFSH(-)	18	GN	TXL	239481R1		ES2	-	2644000R1		
JGSF(-)	18	GN	TXL	239481R1		ES2	-	2644000R1		
JGSG(-)	18	GN	TXL	239481R1		ES2	-	2644000R1		
JGSH(-)	18	GN	TXL	239481R1		ES2	-	2644000R1		
LCSE(-)	18	GN	TXL	239481R1		ES2	-	2644000R1		
LCSH(-)	18	GN	TXL	239481R1		ES2	-	2644000R1		
LCSJ(-)	18	GN	TXL	239481R1		ES2	-	2644000R1		
LDSE(-)	18	GN	TXL	239481R1		ES2	-	2644000R1		
LDSH(-)	18	GN	TXL	239481R1		ES2	-	2644000R1		
LDSL(-)	18	GN	TXL	239481R1		ES2	-	2644000R1		
LESE(-)	18	GN	TXL	239481R1		ES2	-	2644000R1		
LESG(-)	18	GN	TXL	239481R1		ES2	-	2644000R1		
LESH(-)	18	GN	TXL	239481R1		ES2	-	2644000R1		
LFSE(-)	18	GN	TXL	239481R1		ES2	-	2644000R1		
LFSG(-)	18	GN	TXL	239481R1		ES2	-	2644000R1		
LFSH(-)	18	GN	TXL	239481R1		ES2	-	2644000R1		
LSSE(-)	18	GN	TXL	239481R1		ES2	-	2644000R1		
LSSG(-)	18	GN	TXL	239481R1		ES2	-	2644000R1		
LSSH(-)	18	GN	TXL	239481R1		ES2	-	2644000R1		
LUSF(-)	18	GN	TXL	239481R1		ES2	-	2644000R1		
LUSG(-)	18	GN	TXL	239481R1		ES2	-	2644000R1		
LUSH(-)	18	GN	TXL	239481R1		ES2	-	2644000R1		
LVSF(-)	18	GN	TXL	239481R1		ES2	-	2644000R1		
LVSG(-)	18	GN	TXL	239481R1		ES2	-	2644000R1		
LVSH(-)	18	GN	TXL	239481R1		ES2	-	2644000R1		
PVSF(-)	18	GN	TXL	239481R1		ES2	-	2644000R1		
PVSG(-)	18	GN	TXL	239481R1		ES2	-	2644000R1		
PVSH(-)	18	GN	TXL	239481R1		ES2	-	2644000R1		
PYSE(-)	18	GN	TXL	239481R1		ES2	-	2644000R1		
PYSG(-)	18	GN	TXL	239481R1		ES2	-	2644000R1		
PYSJ(-)	18	GN	TXL	239481R1		ES2	-	2644000R1		
PZSE(-)	18	GN	TXL	239481R1		ES2	-	2644000R1		
PZSG(-)	18	GN	TXL	239481R1		ES2	-	2644000R1		
PZSH(-)	18	GN	TXL	239481R1		ES2	-	2644000R1		
RDSE(-)	18	GN	TXL	239481R1		ES2	-	2644000R1		
RDSG(-)	18	GN	TXL	239481R1		ES2	-	2644000R1		
RDSH(-)	18	GN	TXL	239481R1		ES2	-	2644000R1		
RGSE(-)	18	GN	TXL	239481R1		ES2	-	2644000R1		
RGSF(-)	18	GN	TXL	239481R1		ES2	-	2644000R1		
RGSG(-)	18	GN	TXL	239481R1		ES2	-	2644000R1		
RJSE(-)	18	GN	TXL	239481R1		ES2	-	2644000R1		
RJSG(-)	18	GN	TXL	239481R1		ES2	-	2644000R1		
RJSH(-)	18	GN	TXL	239481R1		ES2	-	2644000R1		
RMSE(-)	18	GN	TXL	239481R1		ES2	-	2644000R1		
RMSG(-)	18	GN	TXL	239481R1		ES2	-	2644000R1		
RMSH(-)	18	GN	TXL	239481R1		ES2	-	2644000R1		
RRSE(-)	18	GN	TXL	239481R1		ES2	-	2644000R1		
RRSG(-)	18	GN	TXL	239481R1		ES2	-	2644000R1		
RRSH(-)	18	GN	TXL	239481R1		ES2	-	2644000R1		
RSSE(-)	18	GN	TXL	239481R1		ES2	-	2644000R1		
RSSG(-)	18	GN	TXL	239481R1		ES2	-	2644000R1		
RSSH(-)	18	GN	TXL	239481R1		ES2	-	2644000R1		
RUSE(-)	18	GN	TXL	239481R1		ES2	-	2644000R1		
RUSG(-)	18	GN	TXL	239481R1		ES2	-	2644000R1		
RUSH(-)	18	GN	TXL	239481R1		ES2	-	2644000R1		
RXSE(-)	18	GN	TXL	239481R1		ES2	-	2644000R1		
RXSG(-)	18	GN	TXL	239481R1		ES2	-	2644000R1		
RXSH(-)	18	GN	TXL	239481R1		ES2	-	2644000R1		
RZSE(-)	18	GN	TXL	239481R1		ES2	-	2644000R1		
RZSF(-)	18	GN	TXL	239481R1		ES2	-	2644000R1		
RZSG(-)	18	GN	TXL	239481R1		ES2	-	2644000R1		
SBSF(-)	18	GN	TXL	239481R1		ES2	-	2644000R1		

Circuit Number	Gauge	Color	Insulation	Terminal / Splice Number	Connector Part Number	Connector Number	Cavity	Seal/Sleeve	Lock 1	Lock 2
SB5G(-)	18	GN	TXL	239481R1		ES2	-	2644000R1		
SB5H(-)	18	GN	TXL	239481R1		ES2	-	2644000R1		
SC5F(-)	18	GN	TXL	239481R1		ES2	-	2644000R1		
SC5G(-)	18	GN	TXL	239481R1		ES2	-	2644000R1		
SC5H(-)	18	GN	TXL	239481R1		ES2	-	2644000R1		
SD5F(-)	18	GN	TXL	239481R1		ES2	-	2644000R1		
SD5G(-)	18	GN	TXL	239481R1		ES2	-	2644000R1		
SD5H(-)	18	GN	TXL	239481R1		ES2	-	2644000R1		
SE5E(-)	18	GN	TXL	239481R1		ES2	-	2644000R1		
SE5G(-)	18	GN	TXL	239481R1		ES2	-	2644000R1		
SE5H(-)	18	GN	TXL	239481R1		ES2	-	2644000R1		
SN5E(-)	18	GN	TXL	239481R1		ES2	-	2644000R1		
SN5G(-)	18	GN	TXL	239481R1		ES2	-	2644000R1		
SN5H(-)	18	GN	TXL	239481R1		ES2	-	2644000R1		
SP5E(-)	18	GN	TXL	239481R1		ES2	-	2644000R1		
SP5G(-)	18	GN	TXL	239481R1		ES2	-	2644000R1		
SP5H(-)	18	GN	TXL	239481R1		ES2	-	2644000R1		
SR5F(-)	18	GN	TXL	239481R1		ES2	-	2644000R1		
SR5G(-)	18	GN	TXL	239481R1		ES2	-	2644000R1		
SR5H(-)	18	GN	TXL	239481R1		ES2	-	2644000R1		
VC5E(-)	18	GN	TXL	239481R1		ES2	-	2644000R1		
VC5G(-)	18	GN	TXL	239481R1		ES2	-	2644000R1		
VC5H(-)	18	GN	TXL	239481R1		ES2	-	2644000R1		
VD5F(-)	18	GN	TXL	239481R1		ES2	-	2644000R1		
VD5G(-)	18	GN	TXL	239481R1		ES2	-	2644000R1		
VD5H(-)	18	GN	TXL	239481R1		ES2	-	2644000R1		
VE5E(-)	18	GN	TXL	239481R1		ES2	-	2644000R1		
VE5G(-)	18	GN	TXL	239481R1		ES2	-	2644000R1		
VE5H(-)	18	GN	TXL	239481R1		ES2	-	2644000R1		
VG5F(-)	18	GN	TXL	239481R1		ES2	-	2644000R1		
VG5G(-)	18	GN	TXL	239481R1		ES2	-	2644000R1		
VG5H(-)	18	GN	TXL	239481R1		ES2	-	2644000R1		
YX5F(-)	18	GN	TXL	239481R1		ES2	-	2644000R1		
YX5G(-)	18	GN	TXL	239481R1		ES2	-	2644000R1		
YX5H(-)	18	GN	TXL	239481R1		ES2	-	2644000R1		
YZ5F(-)	18	GN	TXL	239481R1		ES2	-	2644000R1		
YZ5G(-)	18	GN	TXL	239481R1		ES2	-	2644000R1		
YZ5H(-)	18	GN	TXL	239481R1		ES2	-	2644000R1		
MB86-GD1	18	WH	TXL	239481R1		ES3	-	2644000R1		
MB86-GD2	18	WH	TXL	239481R1		ES3	-	2644000R1		
MB86-GND	18	WH	TXL	239481R1		ES3	-	2644000R1		
VF5F(+)	18	YL	TXL	239481R1		ES4	-	2644000R1		
VF5G(+)	18	YL	TXL	239481R1		ES4	-	2644000R1		
VF5H(+)	18	YL	TXL	239481R1		ES4	-	2644000R1		
VH5F(+)	18	YL	TXL	239481R1		ES4	-	2644000R1		
VH5G(+)	18	YL	TXL	239481R1		ES4	-	2644000R1		
VH5H(+)	18	YL	TXL	239481R1		ES4	-	2644000R1		
VF5F(-)	18	GN	TXL	239481R1		ES5	-	2644000R1		
VF5G(-)	18	GN	TXL	239481R1		ES5	-	2644000R1		
VF5H(-)	18	GN	TXL	239481R1		ES5	-	2644000R1		
VH5F(-)	18	GN	TXL	239481R1		ES5	-	2644000R1		
VH5G(-)	18	GN	TXL	239481R1		ES5	-	2644000R1		
VH5H(-)	18	GN	TXL	239481R1		ES5	-	2644000R1		
5.00E+179	18	WH	TXL	239481R1		ES6	-	2644000R1	1664408C1	
5E179A	18	WH	TXL	239481R1		ES6	-	2644000R1	2039342C1	
5E179B	18	WH	TXL	239481R1		ES6	-	2644000R1	1661874C1	
1A11-G	18	WH	TXL	239481R1		FS1	-	2644000R1		
1A11-GCA	12	WH	TXL	239481R1		FS1	-	2644000R1		
1A11-GK	18	WH	TXL	239481R1		FS1	-	2644000R1		
1A11-GKD	18	WH	TXL	239481R1		FS1	-	2644000R1		
1A11-GKE	16	WH	TXL	239481R1		FS1	-	2644000R1		
1A11-GL	18	WH	TXL	239481R1		FS1	-	2644000R1		
1A11-GN	18	WH	TXL	239481R1		FS1	-	2644000R1		
1A166-G	20	GY	TXL	239481R1		FS1	-	2644000R1		
1A60-G	18	WH	TXL	239481R1		FS1	-	2644000R1	1667771C1	
1A63-GA	16	WH	TXL	239481R1		FS1	-	2644000R1		
1A74-G	20	WH	TXL	239481R1		FS1	-	2644000R1	3601925C1	
1A74-GA	20	WH	TXL	239481R1		FS1	-	2644000R1		
1A75-G	12	WH	TXL	239481R1		FS1	-	2644000R1		
1A82-G	16	WH	TXL	239481R1		FS1	-	2644000R1		
1A87-GA	18	WH	TXL	239481R1		FS1	-	2644000R1		
AA11-G	18	WH	TXL	239481R1		FS1	-	2644000R1		
AA11-GCA	12	WH	TXL	239481R1		FS1	-	2644000R1		
AA11-GK	18	WH	TXL	239481R1		FS1	-	2644000R1		
AA11-GKD	18	WH	TXL	239481R1		FS1	-	2644000R1		
AA11-GKE	16	WH	TXL	239481R1		FS1	-	2644000R1		
AA11-GL	18	WH	TXL	239481R1		FS1	-	2644000R1		
AA11-GN	18	WH	TXL	239481R1		FS1	-	2644000R1		
AA166-G	20	GY	TXL	239481R1		FS1	-	2644000R1		
AA60-G	18	WH	TXL	239481R1		FS1	-	2644000R1		
AA63-GA	16	WH	TXL	239481R1		FS1	-	2644000R1		
AA74-G	20	WH	TXL	239481R1		FS1	-	2644000R1		
AA74-GA	20	WH	TXL	239481R1		FS1	-	2644000R1		
AA75-G	12	WH	TXL	239481R1		FS1	-	2644000R1		
AA82-G	16	WH	TXL	239481R1		FS1	-	2644000R1		
AA87-GA	18	WH	TXL	239481R1		FS1	-	2644000R1		
1A87B	20	GY	TXL	239481R1		FS3	-	2644000R1		
1A87D	18	GY	TXL	239481R1		FS3	-	2644000R1		
1A87E	18	GY	TXL	239481R1		FS3	-	2644000R1		
AA87B	20	GY	TXL	239481R1		FS3	-	2644000R1		
AA87D	18	GY	TXL	239481R1		FS3	-	2644000R1		
AA87E	18	GY	TXL	239481R1		FS3	-	2644000R1		
EM13-GBL	20	WH	TXL	239481R1		GS1	-	2644000R1		
EM13-GBM	20	WH	TXL	239481R1		GS1	-	2644000R1		
EM13-GBP	20	WH	TXL	239481R1		GS1	-	2644000R1		
EM62-GDL	20	WH	TXL	239481R1		GS1	-	2644000R1		
GN13-GBL	20	WH	TXL	239481R1		GS1	-	2644000R1		
GN13-GBM	20	WH	TXL	239481R1		GS1	-	2644000R1		
GN13-GBP	14	WH	TXL	239481R1		GS1	-	2644000R1		
GN13-GBR	16	WH	TXL	239481R1		GS1	-	2644000R1		
GN62-GDL	20	WH	TXL	239481R1		GS1	-	2644000R1		
HA11-GSK	10	WH	GXL	239481R1		GS1	-	2644000R1		
HA63-GD	18	WH	GXL	239481R1		GS1	-	2644000R1		
HA63-GSD	18	WH	GXL	239481R1		GS1	-	2644000R1		
HA86-GSC	16	WH	GXL	239481R1		GS1	-	2644000R1		
2V13COG	16	PK	TXL	239481R1		GS10	-	2644000R1		
2V13COG1	20	PK	TXL	239481R1		GS10	-	2644000R1		
2V13COG2	16	PK	TXL	239481R1		GS10	-	2644000R1		
2V13COG3	20	PK	TXL	239481R1		GS10	-	2644000R1		
RV13COG	16	PK	TXL	239481R1		GS10	-	2644000R1		
RV13COG1	16	PK	TXL	239481R1		GS10	-	2644000R1		
RV13COG2	16	PK	TXL	239481R1		GS10	-	2644000R1		
RV13COG3	16	PK	TXL	239481R1		GS10	-	2644000R1		
2V67COG	18	GY	TXL	239481R1		GS11	-	2644000R1		
2V67COG1	20	GY	TXL	239481R1		GS11	-	2644000R1		

Circuit Number	Gauge	Color	Insulation	Terminal / Splice Number	Connector Part Number	Connector Number	Cavity	Seal/Sleeve	Lock 1	Lock 2
2V67COG2	20	GY	TXL	239481R1		GS11	-	2644000R1		
YH82K	16	GY	TXL	239481R1		GS12	-	2644000R1		
YH82KA	16	GY	TXL	239481R1		GS12	-	2644000R1		
YH82KB	16	GY	TXL	239481R1		GS12	-	2644000R1		
6K9LC	20	GY	TXL	239481R1		GS13	-	2644000R1		
6K9LCA	20	GY	TXL	239481R1		GS13	-	2644000R1		
6K9LCC	20	GY	TXL	239481R1		GS13	-	2644000R1		
DY54X	16	BN	TXL	382182C1		GS14	-	2644000R1		
DY54XA	16	BN	TXL	382182C1		GS14	-	2644000R1		
DY54XB	16	BN	TXL	382182C1		GS14	-	2644000R1		
PA54X	16	BN	TXL	382182C1		GS14	-	2644000R1		
PA54XA	16	BN	TXL	382182C1		GS14	-	2644000R1		
PA54XB	16	BN	TXL	382182C1		GS14	-	2644000R1		
CS13COG	16	PK	TXL	239481R1		GS15	-	2644000R1		
CS67A	16	PK	TXL	239481R1		GS15	-	2644000R1		
CS67Y	18	PK	TXL	239481R1		GS15	-	2644000R1		
YK13COG	16	PK	TXL	239481R1		GS15	-	2644000R1		
YK67A	16	PK	TXL	239481R1		GS15	-	2644000R1		
YK67Y	18	PK	TXL	239481R1		GS15	-	2644000R1		
DD78	16	LTGN	TXL	239481R1		GS17	-	2644000R1		
DD78A	16	LTGN	TXL	239481R1		GS17	-	2644000R1		
DD78B	16	LTGN	TXL	239481R1		GS17	-	2644000R1		
CD14-GAG	18	WH	TXL	239481R1		GS18	-	2644000R1		
CD14-GSA	20	WH	TXL	239481R1		GS18	-	2644000R1	3557682C1	
CD14-GSB	20	WH	TXL	239481R1		GS18	-	2644000R1		
CD62-GAJ	20	WH	TXL	239481R1		GS18	-	2644000R1		
CE14-GAG	18	WH	TXL	239481R1		GS18	-	2644000R1		
CE14-GSA	20	WH	TXL	239481R1		GS18	-	2644000R1		
CE14-GSB	20	WH	TXL	239481R1		GS18	-	2644000R1		
CE14-GSC	20	WH	TXL	239481R1		GS18	-	2644000R1		
CE14-GSD	20	WH	TXL	239481R1		GS18	-	2644000R1		
CE62-GA	20	WH	TXL	239481R1		GS18	-	2644000R1		
CE62-GB	20	WH	TXL	239481R1		GS18	-	2644000R1		
CE14S	18	RD	TXL	239481R1		GS19	-	2644000R1		
CE14SA	20	RD	TXL	239481R1		GS19	-	2644000R1		
CE14SB	20	RD	TXL	239481R1		GS19	-	2644000R1		
JL116JZ	18	GY	TXL	239481R1		GS2	-	2644000R1		
JL116UV	18	GY	TXL	239481R1		GS2	-	2644000R1		
JL116UZ	18	GY	TXL	239481R1		GS2	-	2644000R1		
MZ86AA	18	LTGN	TXL	239481R1		GS21	-	2644000R1		
MZ86AF	18	LTGN	TXL	239481R1		GS21	-	2644000R1		
MZ86F	18	YL	TXL	239481R1		GS21	-	2644000R1		
NL86AA	18	LTGN	TXL	239481R1		GS21	-	2644000R1		
NL86AF	18	LTGN	TXL	239481R1		GS21	-	2644000R1		
NL86F	18	YL	TXL	239481R1		GS21	-	2644000R1		
BC63JJ	20	GY	TXL	239481R1		GS22	-	2644000R1		
BC63JK	18	DKBL	TXL	239481R1		GS22	-	2644000R1		
BC63JV	18	GY	GXL	239481R1		GS22	-	2644000R1		
2HSJ(+)	18	YL	TXL	239481R1		GS23	-	2644000R1		
2HSM(+)	18	YL	TXL	239481R1		GS23	-	2644000R1		
2HSPJ(+)	18	YL	TXL	239481R1		GS23	-	2644000R1		
2JSF(+)	18	YL	TXL	239481R1		GS23	-	2644000R1	3515764C1	
2JSH(+)	18	YL	TXL	239481R1		GS23	-	2644000R1		
2JSL(+)	18	YL	TXL	239481R1		GS23	-	2644000R1		
2LSH(+)	18	YL	TXL	239481R1		GS23	-	2644000R1		
2LST(+)	18	YL	TXL	239481R1		GS23	-	2644000R1	3540614C1	
2LSV(+)	18	YL	TXL	239481R1		GS23	-	2644000R1		
2MSF(+)	18	YL	TXL	239481R1		GS23	-	2644000R1		
2MSX(+)	18	YL	TXL	239481R1		GS23	-	2644000R1		
2MSM(+)	18	YL	TXL	239481R1		GS23	-	2644000R1		
2WSH(+)	18	YL	TXL	239481R1		GS23	-	2644000R1		
2WSK(+)	18	YL	TXL	239481R1		GS23	-	2644000R1		
2WSPJ(+)	18	YL	TXL	239481R1		GS23	-	2644000R1	3539892C1	3539893C1
2YSF(+)	18	YL	TXL	239481R1		GS23	-	2644000R1		
2YSK(+)	18	YL	TXL	239481R1		GS23	-	2644000R1		
2YSPJ(+)	18	YL	TXL	239481R1		GS23	-	2644000R1		
2ZSH(+)	18	YL	TXL	239481R1		GS23	-	2644000R1		
2ZST(+)	18	YL	TXL	239481R1		GS23	-	2644000R1		
2ZSV(+)	18	YL	TXL	239481R1		GS23	-	2644000R1		
3CSH(+)	18	YL	TXL	239481R1		GS23	-	2644000R1		
3CSM(+)	18	YL	TXL	239481R1		GS23	-	2644000R1		
3CSPJ(+)	18	YL	TXL	239481R1		GS23	-	2644000R1		
3ESH(+)	18	YL	TXL	239481R1		GS23	-	2644000R1		
3ESPJ(+)	18	YL	TXL	239481R1		GS23	-	2644000R1		
3EST(+)	18	YL	TXL	239481R1		GS23	-	2644000R1		
3JSK(+)	18	YL	TXL	239481R1		GS23	-	2644000R1		
3JSV(+)	18	YL	TXL	239481R1		GS23	-	2644000R1		
3JSW(+)	18	YL	TXL	239481R1		GS23	-	2644000R1		
3RSJ(+)	18	YL	TXL	239481R1		GS23	-	2644000R1		
3RSL(+)	18	YL	TXL	239481R1		GS23	-	2644000R1		
3RSM(+)	18	YL	TXL	239481R1		GS23	-	2644000R1		
3USF(+)	18	YL	TXL	239481R1		GS23	-	2644000R1	3765546C1	3765565C1
3USH(+)	18	YL	TXL	239481R1		GS23	-	2644000R1		
3UST(+)	18	YL	TXL	239481R1		GS23	-	2644000R1		
3WSH(+)	18	YL	TXL	239481R1		GS23	-	2644000R1		
3WSPJ(+)	18	YL	TXL	239481R1		GS23	-	2644000R1		
3WSV(+)	18	YL	TXL	239481R1		GS23	-	2644000R1		
4ESF(+)	18	YL	TXL	239481R1		GS23	-	2644000R1		
4ESH(+)	18	YL	TXL	239481R1		GS23	-	2644000R1		
4ESL(+)	18	YL	TXL	239481R1		GS23	-	2644000R1	3525873C1	
4JSH(+)	18	YL	TXL	239481R1		GS23	-	2644000R1		
4JST(+)	18	YL	TXL	239481R1		GS23	-	2644000R1		
4JSV(+)	18	YL	TXL	239481R1		GS23	-	2644000R1		
4LSF(+)	18	YL	TXL	239481R1		GS23	-	2644000R1		
4LSK(+)	18	YL	TXL	239481R1		GS23	-	2644000R1		
4LSM(+)	18	YL	TXL	239481R1		GS23	-	2644000R1		
4NSF(+)	18	YL	TXL	239481R1		GS23	-	2644000R1		
4NSK(+)	18	YL	TXL	239481R1		GS23	-	2644000R1		
4NSPJ(+)	18	YL	TXL	239481R1		GS23	-	2644000R1		
6ESJ(+)	18	YL	TXL	239481R1		GS23	-	2644000R1		
6ESK(+)	18	YL	TXL	239481R1		GS23	-	2644000R1		
6ESL(+)	18	YL	TXL	239481R1		GS23	-	2644000R1		
2HSJ(-)	18	GN	TXL	239481R1		GS24	-	2644000R1		
2HSM(-)	18	GN	TXL	239481R1		GS24	-	2644000R1		
2HSPJ(-)	18	GN	TXL	239481R1		GS24	-	2644000R1		
2JSF(-)	18	GN	TXL	239481R1		GS24	-	2644000R1		
2JSH(-)	18	GN	TXL	239481R1		GS24	-	2644000R1		
2JSL(-)	18	GN	TXL	239481R1		GS24	-	2644000R1		
2LSH(-)	18	GN	TXL	239481R1		GS24	-	2644000R1		
2LST(-)	18	GN	TXL	239481R1		GS24	-	2644000R1		
2LSV(-)	18	GN	TXL	239481R1		GS24	-	2644000R1		
2MSF(-)	18	GN	TXL	239481R1		GS24	-	2644000R1		
2MSK(-)	18	GN	TXL	239481R1		GS24	-	2644000R1	1661263C1	
2MSM(-)	18	GN	TXL	239481R1		GS24	-	2644000R1		
2WSH(-)	18	GN	TXL	239481R1		GS24	-	2644000R1		

Circuit Number	Gauge	Color	Insulation	Terminal / Splice Number	Connector Part Number	Connector Number	Cavity	Seal/Sleeve	Lock 1	Lock 2
2W5K(-)	18	GN	TXL	239481R1		GS24	-	2644000R1		
2W5PJ(-)	18	GN	TXL	239481R1		GS24	-	2644000R1		
2Y5F(-)	18	GN	TXL	239481R1		GS24	-	2644000R1		
2Y5K(-)	18	GN	TXL	239481R1		GS24	-	2644000R1		
2Y5PJ(-)	18	GN	TXL	239481R1		GS24	-	2644000R1		
2Z5H(-)	18	GN	TXL	239481R1		GS24	-	2644000R1		
2Z5T(-)	18	GN	TXL	239481R1		GS24	-	2644000R1	3515764C1	
2Z5V(-)	18	GN	TXL	239481R1		GS24	-	2644000R1		
3C5H(-)	18	GN	TXL	239481R1		GS24	-	2644000R1		
3C5M(-)	18	GN	TXL	239481R1		GS24	-	2644000R1		
3C5PJ(-)	18	GN	TXL	239481R1		GS24	-	2644000R1	1661263C1	1661263C1
3E5H(-)	18	GN	TXL	239481R1		GS24	-	2644000R1		
3E5PJ(-)	18	GN	TXL	239481R1		GS24	-	2644000R1		
3E5T(-)	18	GN	TXL	239481R1		GS24	-	2644000R1		
3J5K(-)	18	GN	TXL	239481R1		GS24	-	2644000R1		
3J5V(-)	18	GN	TXL	239481R1		GS24	-	2644000R1		
3J5W(-)	18	GN	TXL	239481R1		GS24	-	2644000R1		
3R5J(-)	18	GN	TXL	239481R1		GS24	-	2644000R1		
3R5L(-)	18	GN	TXL	239481R1		GS24	-	2644000R1		
3R5M(-)	18	GN	TXL	239481R1		GS24	-	2644000R1		
3U5F(-)	18	GN	TXL	239481R1		GS24	-	2644000R1		
3U5H(-)	18	GN	TXL	239481R1		GS24	-	2644000R1		
3U5T(-)	18	GN	TXL	239481R1		GS24	-	2644000R1		
3W5H(-)	18	GN	TXL	239481R1		GS24	-	2644000R1		
3W5PJ(-)	18	GN	TXL	239481R1		GS24	-	2644000R1		
3W5V(-)	18	GN	TXL	239481R1		GS24	-	2644000R1		
4E5F(-)	18	GN	TXL	239481R1		GS24	-	2644000R1		
4E5H(-)	18	GN	TXL	239481R1		GS24	-	2644000R1		
4E5L(-)	18	GN	TXL	239481R1		GS24	-	2644000R1		
4J5H(-)	18	GN	TXL	239481R1		GS24	-	2644000R1		
4J5T(-)	18	GN	TXL	239481R1		GS24	-	2644000R1		
4J5V(-)	18	GN	TXL	239481R1		GS24	-	2644000R1		
4L5F(-)	18	GN	TXL	239481R1		GS24	-	2644000R1		
4L5K(-)	18	GN	TXL	239481R1		GS24	-	2644000R1		
4L5M(-)	18	GN	TXL	239481R1		GS24	-	2644000R1		
4N5F(-)	18	GN	TXL	239481R1		GS24	-	2644000R1		
4N5K(-)	18	GN	TXL	239481R1		GS24	-	2644000R1		
4N5PJ(-)	18	GN	TXL	239481R1		GS24	-	2644000R1		
6E5J(-)	18	GN	TXL	239481R1		GS24	-	2644000R1		
6E5K(-)	18	GN	TXL	239481R1		GS24	-	2644000R1		
6E5L(-)	18	GN	TXL	239481R1		GS24	-	2644000R1		
CB84	14	LTGN	TXL	46835BC1		GS25	-	2644000R1		
CB84A	14	LTGN	TXL	46835BC1		GS25	-	2644000R1		
CB84B	14	LTGN	TXL	46835BC1		GS25	-	2644000R1		
CL84	14	LTGN	TXL	46835BC1		GS25	-	2644000R1		
CL84A	14	LTGN	TXL	46835BC1		GS25	-	2644000R1		
CL84B	14	LTGN	TXL	46835BC1		GS25	-	2644000R1		
CB13U	18	PK	TXL	239481R1		GS27	-	2644000R1		
CB13UA	20	PK	TXL	239481R1		GS27	-	2644000R1	3534506C1	
CB13UB	20	PK	TXL	239481R1		GS27	-	2644000R1		
CL13U	18	PK	TXL	239481R1		GS27	-	2644000R1		
CL13UA	20	PK	TXL	239481R1		GS27	-	2644000R1		
CL13UB	20	PK	TXL	239481R1		GS27	-	2644000R1	1661263C1	
AL14	4	RD	SGX	239481R1		GS28	-	2644000R1		
AL14F	8	RD	TXL	239481R1		GS28	-	2644000R1		
AL14H	8	RD	TXL	239481R1		GS28	-	2644000R1		
AL14K	8	RD	TXL	239481R1		GS28	-	2644000R1		
AL14M	6	RD	SGX	239481R1		GS28	-	2644000R1		
NJ14	4	RD	SGX	239481R1		GS28	-	2644000R1		
NJ14F	8	RD	TXL	239481R1		GS28	-	2644000R1		
NJ14H	8	RD	TXL	239481R1		GS28	-	2644000R1		
NJ14K	8	RD	TXL	239481R1		GS28	-	2644000R1		
NJ14M	6	RD	SGX	239481R1		GS28	-	2644000R1		
2L5F(+)	18	YL	TXL	239481R1		GS3	-	2644000R1	3540614C1	
2L5H(+)	18	YL	TXL	239481R1		GS3	-	2644000R1		
2L5L(+)	20	YL	193	239481R1		GS3	-	2644000R1		
2W5F(+)	18	YL	TXL	239481R1		GS3	-	2644000R1		
2W5H(+)	18	YL	TXL	239481R1		GS3	-	2644000R1		
2W5L(+)	20	YL	193	239481R1		GS3	-	2644000R1		
2Y5H(+)	18	YL	TXL	239481R1		GS3	-	2644000R1		
2Y5L(+)	20	YL	193	239481R1		GS3	-	2644000R1		
2Y5PJ(+)	18	YL	TXL	239481R1		GS3	-	2644000R1		
2Z5F(+)	18	YL	TXL	239481R1		GS3	-	2644000R1	1661264C1	
2Z5H(+)	18	YL	TXL	239481R1		GS3	-	2644000R1		
2Z5L(+)	20	YL	193	239481R1		GS3	-	2644000R1		
3D5H(+)	18	YL	TXL	239481R1		GS3	-	2644000R1		
3D5K(+)	18	YL	TXL	239481R1		GS3	-	2644000R1		
3D5L(+)	20	YL	193	239481R1		GS3	-	2644000R1		
3E5H(+)	18	YL	TXL	239481R1		GS3	-	2644000R1		
3E5J(+)	18	YL	TXL	239481R1		GS3	-	2644000R1		
3E5L(+)	20	YL	193	239481R1		GS3	-	2644000R1		
3J5H(+)	18	YL	TXL	239481R1		GS3	-	2644000R1		
3J5L(+)	20	YL	193	239481R1		GS3	-	2644000R1		
3J5W(+)	18	YL	TXL	239481R1		GS3	-	2644000R1		
3M5H(+)	18	YL	TXL	239481R1		GS3	-	2644000R1		
3M5K(+)	18	YL	TXL	239481R1		GS3	-	2644000R1		
3M5L(+)	20	YL	193	239481R1		GS3	-	2644000R1		
3Z5H(+)	18	YL	TXL	239481R1		GS3	-	2644000R1		
3Z5K(+)	18	YL	TXL	239481R1		GS3	-	2644000R1		
3Z5L(+)	20	YL	193	239481R1		GS3	-	2644000R1		
4J5F(+)	18	YL	TXL	239481R1		GS3	-	2644000R1		
4J5H(+)	18	YL	TXL	239481R1		GS3	-	2644000R1		
4J5L(+)	20	YL	193	239481R1		GS3	-	2644000R1		
4N5H(+)	18	YL	TXL	239481R1		GS3	-	2644000R1		
4N5L(+)	20	YL	193	239481R1		GS3	-	2644000R1		
4N5PJ(+)	18	YL	TXL	239481R1		GS3	-	2644000R1		
9L5H(+)	18	YL	TXL	239481R1		GS3	-	2644000R1		
9L5L(+)	20	YL	193	239481R1		GS3	-	2644000R1		
9L5M(+)	18	YL	TXL	239481R1		GS3	-	2644000R1		
9V5H(+)	18	YL	TXL	239481R1		GS3	-	2644000R1		
9V5L(+)	20	YL	193	239481R1		GS3	-	2644000R1		
9V5M(+)	18	YL	TXL	239481R1		GS3	-	2644000R1		
9W5H(+)	18	YL	TXL	239481R1		GS3	-	2644000R1		
9W5L(+)	20	YL	193	239481R1		GS3	-	2644000R1		
9W5M(+)	18	YL	TXL	239481R1		GS3	-	2644000R1		
JC5H(+)	18	YL	TXL	239481R1		GS3	-	2644000R1		
JC5L(+)	20	YL	193	239481R1		GS3	-	2644000R1		
JC5M(+)	18	YL	TXL	239481R1		GS3	-	2644000R1		
JD5H(+)	18	YL	TXL	239481R1		GS3	-	2644000R1		
JD5K(+)	18	YL	TXL	239481R1		GS3	-	2644000R1		
JD5L(+)	20	YL	193	239481R1		GS3	-	2644000R1		
LT5C(+)	18	YL	TXL	239481R1		GS3	-	2644000R1		
LT5D(+)	20	YL	193	239481R1		GS3	-	2644000R1		
LT5E(+)	18	YL	TXL	239481R1		GS3	-	2644000R1		
RD5F(+)	18	YL	TXL	239481R1		GS3	-	2644000R1		

Circuit Number	Gauge	Color	Insulation	Terminal / Splice Number	Connector Part Number	Connector Number	Cavity	Seal/Sleeve	Lock 1	Lock 2
RD5H(+)	18	YL	TXL	239481R1		GS3	-	2644000R1		
RD5L(+)	20	YL	193	239481R1		GS3	-	2644000R1		
RJ5F(+)	18	YL	TXL	239481R1		GS3	-	2644000R1		
RJ5H(+)	18	YL	TXL	239481R1		GS3	-	2644000R1		
RJ5L(+)	20	YL	193	239481R1		GS3	-	2644000R1		
RM5F(+)	18	YL	TXL	239481R1		GS3	-	2644000R1		
RM5H(+)	18	YL	TXL	239481R1		GS3	-	2644000R1		
RM5L(+)	20	YL	193	239481R1		GS3	-	2644000R1		
RR5F(+)	18	YL	TXL	239481R1		GS3	-	2644000R1		
RR5H(+)	18	YL	TXL	239481R1		GS3	-	2644000R1		
RR5L(+)	20	YL	193	239481R1		GS3	-	2644000R1		
RS5F(+)	18	YL	TXL	239481R1		GS3	-	2644000R1		
RS5H(+)	18	YL	TXL	239481R1		GS3	-	2644000R1		
RS5L(+)	20	YL	193	239481R1		GS3	-	2644000R1		
RX5F(+)	18	YL	TXL	239481R1		GS3	-	2644000R1		
RX5H(+)	18	YL	TXL	239481R1		GS3	-	2644000R1		
RX5L(+)	20	YL	193	239481R1		GS3	-	2644000R1		
SB5H(+)	18	YL	TXL	239481R1		GS3	-	2644000R1		
SB5J(+)	18	YL	TXL	239481R1		GS3	-	2644000R1		
SB5L(+)	20	YL	193	239481R1		GS3	-	2644000R1		
SC5H(+)	18	YL	TXL	239481R1		GS3	-	2644000R1		
SC5K(+)	18	YL	TXL	239481R1		GS3	-	2644000R1		
SC5L(+)	20	YL	193	239481R1		GS3	-	2644000R1		
6K166B	20	LTGN	TXL	239481R1		GS32	-	2644000R1		
6K166BA	20	LTGN	TXL	239481R1		GS32	-	2644000R1		
6K166BB	20	LTGN	TXL	239481R1		GS32	-	2644000R1		
AL14KA	8	RD	TXL	505040C1		GS33	-	2644027R1		
AL14KAA	12	RD	TXL	505040C1		GS33	-	2644027R1		
AL14KAB	12	RD	TXL	505040C1		GS33	-	2644027R1		
AL14KAC	12	RD	TXL	505040C1		GS33	-	2644027R1		
AL14KAD	12	RD	TXL	505040C1		GS33	-	2644027R1		
AL14KAE	12	RD	TXL	505040C1		GS33	-	2644027R1		
NJ14KA	8	RD	TXL	505040C1		GS33	-	2644027R1		
NJ14KAA	12	RD	TXL	505040C1		GS33	-	2644027R1		
NJ14KAB	12	RD	TXL	505040C1		GS33	-	2644027R1		
NJ14KAC	12	RD	TXL	505040C1		GS33	-	2644027R1		
NJ14KAD	12	RD	TXL	505040C1		GS33	-	2644027R1		
NJ14KAE	12	RD	TXL	505040C1		GS33	-	2644027R1		
NJ14S	18	RD	TXL	505040C1		GS33	-	2644027R1		
1A82	16	GY	TXL	239481R1		GS34	-	2644000R1		
1A82D	16	GY	TXL	239481R1		GS34	-	2644000R1		
1A82E	16	GY	TXL	239481R1		GS34	-	2644000R1		
1A82M	20	GY	TXL	239481R1		GS34	-	2644000R1		
1A82N	20	GY	TXL	239481R1		GS34	-	2644000R1		
AA82	16	GY	TXL	239481R1		GS34	-	2644000R1		
AA82D	16	GY	TXL	239481R1		GS34	-	2644000R1		
AA82E	16	GY	TXL	239481R1		GS34	-	2644000R1		
AA82M	20	GY	TXL	239481R1		GS34	-	2644000R1		
AA82N	20	GY	TXL	239481R1		GS34	-	2644000R1		
6F94TV	12	GY	TXL	382181C1		GS35	-	2644000R1		
6F94TV1	16	GY	TXL	382181C1		GS35	-	2644000R1		
6F94TV2	16	GY	TXL	382181C1		GS35	-	2644000R1		
FR94TV	12	GY	TXL	382181C1		GS35	-	2644000R1		
FR94TV1	16	GY	TXL	382181C1		GS35	-	2644000R1		
FR94TV2	16	GY	TXL	382181C1		GS35	-	2644000R1		
6F72EC	20	OR	TXL	239481R1		GS36	-	2644000R1		
6F72ED	20	OR	TXL	239481R1		GS36	-	2644000R1		
6F72EE	20	OR	TXL	239481R1		GS36	-	2644000R1		
CS67COG	18	GY	TXL	239481R1		GS36	-	2644000R1		
CS67COG1	20	GY	TXL	239481R1		GS36	-	2644000R1		
CS67COG2	20	GY	TXL	239481R1		GS36	-	2644000R1		
FR72EC	20	OR	TXL	239481R1		GS36	-	2644000R1		
FR72ED	20	OR	TXL	239481R1		GS36	-	2644000R1		
FR72EE	20	OR	TXL	239481R1		GS36	-	2644000R1		
YK67COG	18	GY	TXL	239481R1		GS36	-	2644000R1		
YK67COG1	18	GY	TXL	239481R1		GS36	-	2644000R1		
YK67COG2	18	GY	TXL	239481R1		GS36	-	2644000R1		
6F11-GB	18	WH	TXL	239481R1		GS37	-	2644000R1		
6F72-GB1	20	WH	TXL	239481R1		GS37	-	2644000R1		
6F72-GB2	20	WH	TXL	239481R1		GS37	-	2644000R1		
6F72-GB3	20	WH	TXL	239481R1		GS37	-	2644000R1		
FR11-GB	18	WH	TXL	239481R1		GS37	-	2644000R1		
FR72-GB1	20	WH	TXL	239481R1		GS37	-	2644000R1		
FR72-GB2	20	WH	TXL	239481R1		GS37	-	2644000R1		
FR72-GB3	20	WH	TXL	239481R1		GS37	-	2644000R1		
6F94TA	12	GY	TXL	382182C1		GS38	-	2644000R1		
6F94TB	12	GY	TXL	382182C1		GS38	-	2644000R1		
6F94TZ	12	GY	TXL	382182C1		GS38	-	2644000R1		
FR94T	12	GY	TXL	382182C1		GS38	-	2644000R1		
FR94TA	12	GY	TXL	382182C1		GS38	-	2644000R1		
FR94TB	12	GY	TXL	382182C1		GS38	-	2644000R1		
6F94T	12	GY	TXL	505040C1		GS39	-	2644027R1		
6F94TT4	16	GY	TXL	505040C1		GS39	-	2644027R1		
6F94TZ	12	GY	TXL	505040C1		GS39	-	2644027R1		
HF94T	12	GY	TXL	505040C1		GS39	-	2644027R1		
HF94TT1	12	GY	TXL	505040C1		GS39	-	2644027R1		
HF94TT2	18	GY	TXL	505040C1		GS39	-	2644027R1		
HG94T	12	GY	TXL	505040C1		GS39	-	2644027R1		
HG94TT1	12	GY	TXL	505040C1		GS39	-	2644027R1		
HG94TT2	18	GY	TXL	505040C1		GS39	-	2644027R1		
2L5F(-)	18	GN	TXL	239481R1		GS4	-	2644000R1		
2L5H(-)	18	GN	TXL	239481R1		GS4	-	2644000R1		
2L5L(-)	20	GN	193	239481R1		GS4	-	2644000R1		
2W5F(-)	18	GN	TXL	239481R1		GS4	-	2644000R1		
2W5H(-)	18	GN	TXL	239481R1		GS4	-	2644000R1		
2W5L(-)	20	GN	193	239481R1		GS4	-	2644000R1		
2Y5H(-)	18	GN	TXL	239481R1		GS4	-	2644000R1		
2Y5L(-)	20	GN	193	239481R1		GS4	-	2644000R1		
2YSPJ(-)	18	GN	TXL	239481R1		GS4	-	2644000R1		
2Z5F(-)	18	GN	TXL	239481R1		GS4	-	2644000R1	3515765C1	
2Z5H(-)	18	GN	TXL	239481R1		GS4	-	2644000R1		
2Z5L(-)	20	GN	193	239481R1		GS4	-	2644000R1		
3D5H(-)	18	GN	TXL	239481R1		GS4	-	2644000R1		
3D5K(-)	18	GN	TXL	239481R1		GS4	-	2644000R1	4108453C1	
3D5L(-)	20	GN	193	239481R1		GS4	-	2644000R1		
3E5H(-)	18	GN	TXL	239481R1		GS4	-	2644000R1		
3E5J(-)	18	GN	TXL	239481R1		GS4	-	2644000R1		
3E5L(-)	20	GN	193	239481R1		GS4	-	2644000R1		
3J5H(-)	18	GN	TXL	239481R1		GS4	-	2644000R1		
3J5L(-)	20	GN	193	239481R1		GS4	-	2644000R1		
3J5W(-)	18	GN	TXL	239481R1		GS4	-	2644000R1		
3M5H(-)	18	GN	TXL	239481R1		GS4	-	2644000R1		
3M5K(-)	18	GN	TXL	239481R1		GS4	-	2644000R1		
3M5L(-)	20	GN	193	239481R1		GS4	-	2644000R1		
3Z5H(-)	18	GN	TXL	239481R1		GS4	-	2644000R1		

Circuit Number	Gauge	Color	Insulation	Terminal / Splice Number	Connector Part Number	Connector Number	Cavity	Seal/Sleeve	Lock 1	Lock 2
3Z5K(-)	18	GN	TXL	239481R1		GS4	-	2644000R1		
3Z5L(-)	20	GN	193	239481R1		GS4	-	2644000R1		
4J5F(-)	18	GN	TXL	239481R1		GS4	-	2644000R1		
4J5H(-)	18	GN	TXL	239481R1		GS4	-	2644000R1		
4J5L(-)	20	GN	193	239481R1		GS4	-	2644000R1		
4N5H(-)	18	GN	TXL	239481R1		GS4	-	2644000R1		
4N5L(-)	20	GN	193	239481R1		GS4	-	2644000R1		
4N5PJ(-)	18	GN	TXL	239481R1		GS4	-	2644000R1		
9L5H(-)	18	GN	TXL	239481R1		GS4	-	2644000R1		
9L5L(-)	20	GN	193	239481R1		GS4	-	2644000R1		
9L5M(-)	18	GN	TXL	239481R1		GS4	-	2644000R1		
9V5H(-)	18	GN	TXL	239481R1		GS4	-	2644000R1		
9V5L(-)	20	GN	193	239481R1		GS4	-	2644000R1		
9V5M(-)	18	GN	TXL	239481R1		GS4	-	2644000R1		
9W5H(-)	18	GN	TXL	239481R1		GS4	-	2644000R1		
9W5L(-)	20	GN	193	239481R1		GS4	-	2644000R1		
9W5M(-)	18	GN	TXL	239481R1		GS4	-	2644000R1		
JC5H(-)	18	GN	TXL	239481R1		GS4	-	2644000R1		
JC5L(-)	20	GN	193	239481R1		GS4	-	2644000R1		
JC5M(-)	18	GN	TXL	239481R1		GS4	-	2644000R1		
JD5H(-)	18	GN	TXL	239481R1		GS4	-	2644000R1		
JD5K(-)	18	GN	TXL	239481R1		GS4	-	2644000R1		
JD5L(-)	20	GN	193	239481R1		GS4	-	2644000R1		
LT5C(-)	18	GN	TXL	239481R1		GS4	-	2644000R1		
LT5D(-)	20	GN	193	239481R1		GS4	-	2644000R1		
LT5E(-)	18	GN	TXL	239481R1		GS4	-	2644000R1		
RD5F(-)	18	GN	TXL	239481R1		GS4	-	2644000R1		
RD5H(-)	18	GN	TXL	239481R1		GS4	-	2644000R1		
RD5L(-)	20	GN	193	239481R1		GS4	-	2644000R1		
RJ5F(-)	18	GN	TXL	239481R1		GS4	-	2644000R1		
RJ5H(-)	18	GN	TXL	239481R1		GS4	-	2644000R1		
RJ5L(-)	20	GN	193	239481R1		GS4	-	2644000R1		
RM5F(-)	18	GN	TXL	239481R1		GS4	-	2644000R1		
RM5H(-)	18	GN	TXL	239481R1		GS4	-	2644000R1		
RM5L(-)	20	GN	193	239481R1		GS4	-	2644000R1		
RR5F(-)	18	GN	TXL	239481R1		GS4	-	2644000R1		
RR5H(-)	18	GN	TXL	239481R1		GS4	-	2644000R1		
RR5L(-)	20	GN	193	239481R1		GS4	-	2644000R1		
RS5F(-)	18	GN	TXL	239481R1		GS4	-	2644000R1		
RS5H(-)	18	GN	TXL	239481R1		GS4	-	2644000R1		
RS5L(-)	20	GN	193	239481R1		GS4	-	2644000R1		
RX5F(-)	18	GN	TXL	239481R1		GS4	-	2644000R1		
RX5H(-)	18	GN	TXL	239481R1		GS4	-	2644000R1		
RX5L(-)	20	GN	193	239481R1		GS4	-	2644000R1		
SB5H(-)	18	GN	TXL	239481R1		GS4	-	2644000R1		
SB5J(-)	18	GN	TXL	239481R1		GS4	-	2644000R1		
SB5L(-)	20	GN	193	239481R1		GS4	-	2644000R1		
SC5H(-)	18	GN	TXL	239481R1		GS4	-	2644000R1		
SC5K(-)	18	GN	TXL	239481R1		GS4	-	2644000R1		
SC5L(-)	20	GN	193	239481R1		GS4	-	2644000R1		
SE13AB	18	PK	TXL	239481R1		GS40	-	2644000R1		
SE13BA	18	PK	TXL	239481R1		GS40	-	2644000R1		
SE13BD	18	PK	TXL	239481R1		GS40	-	2644000R1	1661376C1	
SE13C	18	PK	TXL	239481R1		GS40	-	2644000R1	1661874C1	
AE11-GCC	14	WH	TXL	382181C1		GS41	-	2644000R1	3554019C1	
AE11-GCD	14	WH	TXL	382181C1		GS41	-	2644000R1		
AE11-GCE	14	WH	TXL	382181C1		GS41	-	2644000R1		
AE86C	14	LTGN	TXL	382181C1		GS42	-	2644000R1		
AE86C1	14	LTGN	TXL	382181C1		GS42	-	2644000R1		
AE86C2	14	LTGN	TXL	382181C1		GS42	-	2644000R1		
3T71	16	OR	TXL	239481R1		GS43	-	2644000R1	3577413C1	
3T71A	16	OR	TXL	239481R1		GS43	-	2644000R1		
3T71B	20	OR	TXL	239481R1		GS43	-	2644000R1		
GM71	16	OR	TXL	239481R1		GS43	-	2644000R1		
GM71A	16	OR	TXL	239481R1		GS43	-	2644000R1		
GM71B	20	OR	TXL	239481R1		GS43	-	2644000R1		
BK71A	16	OR	TXL	382182C1		GS44	-	2644000R1		
BK71B	16	OR	TXL	382182C1		GS44	-	2644000R1		
BK92RAB	18	TN	TXL	382182C1		GS44	-	2644000R1		
GM71BA	16	OR	TXL	382182C1		GS44	-	2644000R1		
GM71BC	18	OR	TXL	382182C1		GS44	-	2644000R1		
GM71BD	16	OR	TXL	382182C1		GS44	-	2644000R1		
CF13SD	18	PK	TXL	382181C1		GS45	-	2644000R1		
CF13SD1	18	PK	TXL	382181C1		GS45	-	2644000R1		
CF70D	18	GY	TXL	382181C1		GS45	-	2644000R1		
CG13SD	18	PK	TXL	382181C1		GS45	-	2644000R1		
CG13SD1	18	PK	TXL	382181C1		GS45	-	2644000R1		
CG70D	18	OR	TXL	382181C1		GS45	-	2644000R1		
JY11-GA	18	WH	TXL	239481R1		GS47	-	2644000R1		
JY11-GC	20	WH	TXL	239481R1		GS47	-	2644000R1		
JY11-GD	18	WH	TXL	239481R1		GS47	-	2644000R1		
JY13	18	PK	TXL	239481R1		GS48	-	2644000R1		
JY13E	20	PK	TXL	239481R1		GS48	-	2644000R1		
JY13F	18	PK	TXL	239481R1		GS48	-	2644000R1		
JY14BC	18	RD	TXL	239481R1		GS49	-	2644000R1		
JY14C	18	RD	TXL	239481R1		GS49	-	2644000R1		
JY14E	20	RD	TXL	239481R1		GS49	-	2644000R1		
2J5J(+)	18	YL	TXL	239481R1		GS5	-	2644000R1		
2J5L(+)	18	YL	TXL	239481R1		GS5	-	2644000R1		
2J5M(+)	18	YL	TXL	239481R1		GS5	-	2644000R1		
2L5J(+)	18	YL	TXL	239481R1		GS5	-	2644000R1		
2L5K(+)	18	YL	TXL	239481R1		GS5	-	2644000R1		
2L5V(+)	18	YL	TXL	239481R1		GS5	-	2644000R1		
2Z5J(+)	18	YL	TXL	239481R1		GS5	-	2644000R1		
2Z5K(+)	18	YL	TXL	239481R1		GS5	-	2644000R1		
2Z5V(+)	18	YL	TXL	239481R1		GS5	-	2644000R1		
3C5F(+)	18	YL	TXL	239481R1		GS5	-	2644000R1		
3C5J(+)	18	YL	TXL	239481R1		GS5	-	2644000R1		
3C5PJ(+)	18	YL	TXL	239481R1		GS5	-	2644000R1		
3D5J(+)	18	YL	TXL	239481R1		GS5	-	2644000R1	3683466C1	3573833C1
3D5K(+)	18	YL	TXL	239481R1		GS5	-	2644000R1		
3D5M(+)	18	YL	TXL	239481R1		GS5	-	2644000R1		
3J5J(+)	18	YL	TXL	239481R1		GS5	-	2644000R1		
3J5K(+)	18	YL	TXL	239481R1		GS5	-	2644000R1		
3J5PJ(+)	18	YL	TXL	239481R1		GS5	-	2644000R1		
3M5J(+)	18	YL	TXL	239481R1		GS5	-	2644000R1		
3M5K(+)	18	YL	TXL	239481R1		GS5	-	2644000R1		
3M5M(+)	18	YL	TXL	239481R1		GS5	-	2644000R1		
3U5J(+)	18	YL	TXL	239481R1		GS5	-	2644000R1		
3U5L(+)	18	YL	TXL	239481R1		GS5	-	2644000R1		
3U5T(+)	18	YL	TXL	239481R1		GS5	-	2644000R1		
3W5J(+)	18	YL	TXL	239481R1		GS5	-	2644000R1		
3W5L(+)	18	YL	TXL	239481R1		GS5	-	2644000R1		
3W5PJ(+)	18	YL	TXL	239481R1		GS5	-	2644000R1		
3Z5J(+)	18	YL	TXL	239481R1		GS5	-	2644000R1		

Circuit Number	Gauge	Color	Insulation	Terminal / Splice Number	Connector Part Number	Connector Number	Cavity	Seal/Sleeve	Lock 1	Lock 2
3ZSK(+)	18	YL	TXL	239481R1		GS5	-	2644000R1		
3ZSM(+)	18	YL	TXL	239481R1		GS5	-	2644000R1		
4ESJ(+)	18	YL	TXL	239481R1		GS5	-	2644000R1	1661873C1	
4ESL(+)	18	YL	TXL	239481R1		GS5	-	2644000R1	3525875C1	
4ESM(+)	18	YL	TXL	239481R1		GS5	-	2644000R1	3543731C1	
4JSJ(+)	18	YL	TXL	239481R1		GS5	-	2644000R1		
4JSK(+)	18	YL	TXL	239481R1		GS5	-	2644000R1		
4JSV(+)	18	YL	TXL	239481R1		GS5	-	2644000R1		
6ESL(+)	18	YL	TXL	239481R1		GS5	-	2644000R1		
6ESM(+)	18	YL	TXL	239481R1		GS5	-	2644000R1		
6ESN(+)	18	YL	TXL	239481R1		GS5	-	2644000R1		
JDSJ(+)	18	YL	TXL	239481R1		GS5	-	2644000R1		
JDSK(+)	18	YL	TXL	239481R1		GS5	-	2644000R1		
JDSM(+)	18	YL	TXL	239481R1		GS5	-	2644000R1		
JGSH(+)	18	YL	TXL	239481R1		GS5	-	2644000R1		
JGSJ(+)	18	YL	TXL	239481R1		GS5	-	2644000R1		
JGSK(+)	18	YL	TXL	239481R1		GS5	-	2644000R1		
LDSH(+)	18	YL	TXL	239481R1		GS5	-	2644000R1		
LDSJ(+)	18	YL	TXL	239481R1		GS5	-	2644000R1		
LDSK(+)	18	YL	TXL	239481R1		GS5	-	2644000R1		
LESH(+)	18	YL	TXL	239481R1		GS5	-	2644000R1		
LESJ(+)	18	YL	TXL	239481R1		GS5	-	2644000R1		
LESL(+)	18	YL	TXL	239481R1		GS5	-	2644000R1		
LFSH(+)	18	YL	TXL	239481R1		GS5	-	2644000R1		
LFSJ(+)	18	YL	TXL	239481R1		GS5	-	2644000R1		
LFSK(+)	18	YL	TXL	239481R1		GS5	-	2644000R1		
LSSH(+)	18	YL	TXL	239481R1		GS5	-	2644000R1		
LSSJ(+)	18	YL	TXL	239481R1		GS5	-	2644000R1		
LSSK(+)	18	YL	TXL	239481R1		GS5	-	2644000R1		
PVSH(+)	18	YL	TXL	239481R1		GS5	-	2644000R1		
PVSJ(+)	18	YL	TXL	239481R1		GS5	-	2644000R1		
PVSM(+)	18	YL	TXL	239481R1		GS5	-	2644000R1		
PZSH(+)	18	YL	TXL	239481R1		GS5	-	2644000R1		
PZSJ(+)	18	YL	TXL	239481R1		GS5	-	2644000R1		
PZSM(+)	18	YL	TXL	239481R1		GS5	-	2644000R1		
RDSF(+)	18	YL	TXL	239481R1		GS5	-	2644000R1		
RDSJ(+)	18	YL	TXL	239481R1		GS5	-	2644000R1		
RDSK(+)	18	YL	TXL	239481R1		GS5	-	2644000R1		
RSSF(+)	18	YL	TXL	239481R1		GS5	-	2644000R1		
RSSJ(+)	18	YL	TXL	239481R1		GS5	-	2644000R1		
RSSK(+)	18	YL	TXL	239481R1		GS5	-	2644000R1		
RUSF(+)	18	YL	TXL	239481R1		GS5	-	2644000R1		
RUSH(+)	18	YL	TXL	239481R1		GS5	-	2644000R1		
RUSJ(+)	18	YL	TXL	239481R1		GS5	-	2644000R1		
RXSF(+)	18	YL	TXL	239481R1		GS5	-	2644000R1		
RXSJ(+)	18	YL	TXL	239481R1		GS5	-	2644000R1		
RXSK(+)	18	YL	TXL	239481R1		GS5	-	2644000R1		
SCSJ(+)	18	YL	TXL	239481R1		GS5	-	2644000R1		
SCSK(+)	18	YL	TXL	239481R1		GS5	-	2644000R1		
SCSPJ(+)	18	YL	TXL	239481R1		GS5	-	2644000R1		
SESH(+)	18	YL	TXL	239481R1		GS5	-	2644000R1		
SESJ(+)	18	YL	TXL	239481R1		GS5	-	2644000R1		
SESL(+)	18	YL	TXL	239481R1		GS5	-	2644000R1		
SNSH(+)	18	YL	TXL	239481R1		GS5	-	2644000R1		
SNSJ(+)	18	YL	TXL	239481R1		GS5	-	2644000R1		
SNSK(+)	18	YL	TXL	239481R1		GS5	-	2644000R1		
SPSH(+)	18	YL	TXL	239481R1		GS5	-	2644000R1		
SPSJ(+)	18	YL	TXL	239481R1		GS5	-	2644000R1		
SPSK(+)	18	YL	TXL	239481R1		GS5	-	2644000R1		
SRSH(+)	18	YL	TXL	239481R1		GS5	-	2644000R1		
SRSJ(+)	18	YL	TXL	239481R1		GS5	-	2644000R1		
SRSK(+)	18	YL	TXL	239481R1		GS5	-	2644000R1		
VCSJ(+)	18	YL	TXL	239481R1		GS5	-	2644000R1		
VCSK(+)	18	YL	TXL	239481R1		GS5	-	2644000R1		
VCST(+)	18	YL	TXL	239481R1		GS5	-	2644000R1		
VDSJ(+)	18	YL	TXL	239481R1		GS5	-	2644000R1		
VDSK(+)	18	YL	TXL	239481R1		GS5	-	2644000R1		
VDST(+)	18	YL	TXL	239481R1		GS5	-	2644000R1		
VESF(+)	18	YL	TXL	239481R1		GS5	-	2644000R1		
VESJ(+)	18	YL	TXL	239481R1		GS5	-	2644000R1		
VEST(+)	18	YL	TXL	239481R1		GS5	-	2644000R1		
VFST(+)	18	YL	TXL	239481R1		GS5	-	2644000R1		
VGSJ(+)	18	YL	TXL	239481R1		GS5	-	2644000R1		
VGSL(+)	18	YL	TXL	239481R1		GS5	-	2644000R1		
VGST(+)	18	YL	TXL	239481R1		GS5	-	2644000R1		
YXSJ(+)	18	YL	TXL	239481R1		GS5	-	2644000R1		
YXSK(+)	18	YL	TXL	239481R1		GS5	-	2644000R1		
YXSPJ(+)	18	YL	TXL	239481R1		GS5	-	2644000R1		
YZSJ(+)	18	YL	TXL	239481R1		GS5	-	2644000R1		
YZSL(+)	18	YL	TXL	239481R1		GS5	-	2644000R1		
YZSPJ(+)	18	YL	TXL	239481R1		GS5	-	2644000R1		
FB94TT3	12	GY	TXL	382182C1		GS50	-	2644000R1		
FB94TT4	16	GY	TXL	382182C1		GS50	-	2644000R1		
FB94U	12	GY	TXL	382182C1		GS50	-	2644000R1		
HN75AR	20	LTGN	TXL	239481R1		GS51	-	2644000R1		
HN75AT	20	LTGN	TXL	239481R1		GS51	-	2644000R1		
HN75HB	20	LTGN	TXL	239481R1		GS51	-	2644000R1		
HN75HC	20	LTGN	TXL	239481R1		GS51	-	2644000R1		
HN75HD	20	LTGN	TXL	239481R1		GS51	-	2644000R1		
AL14AJ	12	RD	TXL	1613947C1		GS52	-	2644000R1		
AL14AK	12	RD	TXL	1613947C1		GS52	-	2644000R1		
AL14AM	12	RD	TXL	1613947C1		GS52	-	2644000R1		
AL14AP	12	RD	TXL	1613947C1		GS52	-	2644000R1		
AL14AT	12	RD	TXL	1613947C1		GS52	-	2644000R1		
AL14M	6	RD	SGX	1613947C1		GS52	-	2644000R1		
NJ14AJ	12	RD	TXL	1613947C1		GS52	-	2644000R1		
NJ14AK	12	RD	TXL	1613947C1		GS52	-	2644000R1		
NJ14AM	12	RD	TXL	1613947C1		GS52	-	2644000R1		
NJ14AP	12	RD	TXL	1613947C1		GS52	-	2644000R1		
NJ14AT	12	RD	TXL	1613947C1		GS52	-	2644000R1		
NJ14M	6	RD	SGX	1613947C1		GS52	-	2644000R1		
AL14AB	12	RD	TXL	505040C1		GS53	-	2644027R1		
AL14AC	12	RD	TXL	505040C1		GS53	-	2644027R1		
AL14AD	12	RD	TXL	505040C1		GS53	-	2644027R1		
AL14AE	12	RD	TXL	505040C1		GS53	-	2644027R1		
AL14AF	12	RD	TXL	505040C1		GS53	-	2644027R1		
AL14H	8	RD	TXL	505040C1		GS53	-	2644027R1		
NJ14AB	12	RD	TXL	505040C1		GS53	-	2644027R1		
NJ14AC	12	RD	TXL	505040C1		GS53	-	2644027R1		
NJ14AD	12	RD	TXL	505040C1		GS53	-	2644027R1		
NJ14AE	12	RD	TXL	505040C1		GS53	-	2644027R1		
NJ14AF	12	RD	TXL	505040C1		GS53	-	2644027R1		
NJ14H	8	RD	TXL	505040C1		GS53	-	2644027R1		
AL14AS	10	RD	TXL	1613947C1		GS54	-	2644000R1		
AL14BB	10	RD	TXL	1613947C1		GS54	-	2644000R1		

Circuit Number	Gauge	Color	Insulation	Terminal / Splice Number	Connector Part Number	Connector Number	Cavity	Seal/Sleeve	Lock 1	Lock 2
AL14F	8	RD	TXL	1613947C1		GS54	-	2644000R1		
AL14G	8	RD	TXL	1613947C1		GS54	-	2644000R1		
NJ14AS	10	RD	TXL	1613947C1		GS54	-	2644000R1		
NJ14BB	10	RD	TXL	1613947C1		GS54	-	2644000R1		
NJ14F	8	RD	TXL	1613947C1		GS54	-	2644000R1		
NJ14G	8	RD	TXL	1613947C1		GS54	-	2644000R1		
YY13P	8	PK	GXL	239481R1		GS55	-	2644000R1		
YY13PA	12	PK	TXL	239481R1		GS55	-	2644000R1		
YY13PB	12	PK	TXL	239481R1		GS55	-	2644000R1		
YY13PC	12	PK	TXL	239481R1		GS55	-	2644000R1		
YY13PD	12	PK	TXL	239481R1		GS55	-	2644000R1		
YY13PE	12	PK	TXL	239481R1		GS55	-	2644000R1		
YY13PF	12	PK	TXL	239481R1		GS55	-	2644000R1		
AB12M	10	LTBL	TXL	468358C1		GS56	-	2644000R1	1667771C1	
AB12MA	12	LTBL	TXL	468358C1		GS56	-	2644000R1		
AB12MB	12	LTBL	TXL	468358C1		GS56	-	2644000R1	2039342C1	
WD62WA	20	DKBL	TXL	382182C1		GS58	-	2644000R1		
WD62WB	20	DKBL	TXL	382182C1		GS58	-	2644000R1		
WD62WC	20	DKBL	TXL	382182C1		GS58	-	2644000R1		
4A74RA	12	LTGN	TXL	382182C1		GS59	-	2644000R1		
4A74RB	16	LTGN	TXL	382182C1		GS59	-	2644000R1		
4A74RC	12	LTGN	TXL	382182C1		GS59	-	2644000R1		
2JSJ(-)	18	GN	TXL	239481R1		GS6	-	2644000R1		
2JSL(-)	18	GN	TXL	239481R1		GS6	-	2644000R1		
2JSM(-)	18	GN	TXL	239481R1		GS6	-	2644000R1		
2L5J(-)	18	GN	TXL	239481R1		GS6	-	2644000R1		
2L5K(-)	18	GN	TXL	239481R1		GS6	-	2644000R1		
2L5V(-)	18	GN	TXL	239481R1		GS6	-	2644000R1		
2Z5J(-)	18	GN	TXL	239481R1		GS6	-	2644000R1		
2Z5K(-)	18	GN	TXL	239481R1		GS6	-	2644000R1		
2Z5V(-)	18	GN	TXL	239481R1		GS6	-	2644000R1		
3C5F(-)	18	GN	TXL	239481R1		GS6	-	2644000R1		
3C5J(-)	18	GN	TXL	239481R1		GS6	-	2644000R1		
3C5PJ(-)	18	GN	TXL	239481R1		GS6	-	2644000R1	1667530C1	
3D5J(-)	18	GN	TXL	239481R1		GS6	-	2644000R1		
3D5K(-)	18	GN	TXL	239481R1		GS6	-	2644000R1	4100327C1	
3D5M(-)	18	GN	TXL	239481R1		GS6	-	2644000R1		
3J5J(-)	18	GN	TXL	239481R1		GS6	-	2644000R1		
3J5K(-)	18	GN	TXL	239481R1		GS6	-	2644000R1		
3J5PJ(-)	18	GN	TXL	239481R1		GS6	-	2644000R1		
3M5J(-)	18	GN	TXL	239481R1		GS6	-	2644000R1		
3M5K(-)	18	GN	TXL	239481R1		GS6	-	2644000R1		
3M5M(-)	18	GN	TXL	239481R1		GS6	-	2644000R1		
3U5J(-)	18	GN	TXL	239481R1		GS6	-	2644000R1		
3U5L(-)	18	GN	TXL	239481R1		GS6	-	2644000R1		
3U5T(-)	18	GN	TXL	239481R1		GS6	-	2644000R1		
3W5J(-)	18	GN	TXL	239481R1		GS6	-	2644000R1		
3W5L(-)	18	GN	TXL	239481R1		GS6	-	2644000R1		
3W5PJ(-)	18	GN	TXL	239481R1		GS6	-	2644000R1		
3Z5J(-)	18	GN	TXL	239481R1		GS6	-	2644000R1		
3Z5K(-)	18	GN	TXL	239481R1		GS6	-	2644000R1		
3Z5M(-)	18	GN	TXL	239481R1		GS6	-	2644000R1		
4E5J(-)	18	GN	TXL	239481R1		GS6	-	2644000R1	1671608C1	
4E5L(-)	18	GN	TXL	239481R1		GS6	-	2644000R1		
4E5M(-)	18	GN	TXL	239481R1		GS6	-	2644000R1		
4J5J(-)	18	GN	TXL	239481R1		GS6	-	2644000R1		
4J5K(-)	18	GN	TXL	239481R1		GS6	-	2644000R1		
4J5V(-)	18	GN	TXL	239481R1		GS6	-	2644000R1		
6E5L(-)	18	GN	TXL	239481R1		GS6	-	2644000R1		
6E5M(-)	18	GN	TXL	239481R1		GS6	-	2644000R1		
6E5N(-)	18	GN	TXL	239481R1		GS6	-	2644000R1		
JD5J(-)	18	GN	TXL	239481R1		GS6	-	2644000R1		
JD5K(-)	18	GN	TXL	239481R1		GS6	-	2644000R1		
JD5M(-)	18	GN	TXL	239481R1		GS6	-	2644000R1		
JG5H(-)	18	GN	TXL	239481R1		GS6	-	2644000R1		
JG5J(-)	18	GN	TXL	239481R1		GS6	-	2644000R1		
JG5K(-)	18	GN	TXL	239481R1		GS6	-	2644000R1		
LD5H(-)	18	GN	TXL	239481R1		GS6	-	2644000R1		
LD5J(-)	18	GN	TXL	239481R1		GS6	-	2644000R1		
LD5K(-)	18	GN	TXL	239481R1		GS6	-	2644000R1		
LE5H(-)	18	GN	TXL	239481R1		GS6	-	2644000R1		
LE5J(-)	18	GN	TXL	239481R1		GS6	-	2644000R1		
LE5L(-)	18	GN	TXL	239481R1		GS6	-	2644000R1		
LF5H(-)	18	GN	TXL	239481R1		GS6	-	2644000R1		
LF5J(-)	18	GN	TXL	239481R1		GS6	-	2644000R1		
LF5K(-)	18	GN	TXL	239481R1		GS6	-	2644000R1		
LS5H(-)	18	GN	TXL	239481R1		GS6	-	2644000R1		
LS5J(-)	18	GN	TXL	239481R1		GS6	-	2644000R1		
LS5K(-)	18	GN	TXL	239481R1		GS6	-	2644000R1		
PV5H(-)	18	GN	TXL	239481R1		GS6	-	2644000R1		
PV5J(-)	18	GN	TXL	239481R1		GS6	-	2644000R1		
PV5M(-)	18	GN	TXL	239481R1		GS6	-	2644000R1		
PZ5H(-)	18	GN	TXL	239481R1		GS6	-	2644000R1		
PZ5J(-)	18	GN	TXL	239481R1		GS6	-	2644000R1		
PZ5M(-)	18	GN	TXL	239481R1		GS6	-	2644000R1		
RD5F(-)	18	GN	TXL	239481R1		GS6	-	2644000R1		
RD5J(-)	18	GN	TXL	239481R1		GS6	-	2644000R1		
RD5K(-)	18	GN	TXL	239481R1		GS6	-	2644000R1		
RS5F(-)	18	GN	TXL	239481R1		GS6	-	2644000R1		
RS5J(-)	18	GN	TXL	239481R1		GS6	-	2644000R1		
RS5K(-)	18	GN	TXL	239481R1		GS6	-	2644000R1		
RU5F(-)	18	GN	TXL	239481R1		GS6	-	2644000R1		
RU5H(-)	18	GN	TXL	239481R1		GS6	-	2644000R1		
RU5J(-)	18	GN	TXL	239481R1		GS6	-	2644000R1		
RX5F(-)	18	GN	TXL	239481R1		GS6	-	2644000R1		
RX5J(-)	18	GN	TXL	239481R1		GS6	-	2644000R1		
RX5K(-)	18	GN	TXL	239481R1		GS6	-	2644000R1		
SC5J(-)	18	GN	TXL	239481R1		GS6	-	2644000R1		
SC5K(-)	18	GN	TXL	239481R1		GS6	-	2644000R1		
SC5PJ(-)	18	GN	TXL	239481R1		GS6	-	2644000R1		
SE5H(-)	18	GN	TXL	239481R1		GS6	-	2644000R1		
SE5J(-)	18	GN	TXL	239481R1		GS6	-	2644000R1		
SE5L(-)	18	GN	TXL	239481R1		GS6	-	2644000R1		
SN5H(-)	18	GN	TXL	239481R1		GS6	-	2644000R1		
SN5J(-)	18	GN	TXL	239481R1		GS6	-	2644000R1		
SN5K(-)	18	GN	TXL	239481R1		GS6	-	2644000R1		
SP5H(-)	18	GN	TXL	239481R1		GS6	-	2644000R1		
SP5J(-)	18	GN	TXL	239481R1		GS6	-	2644000R1		
SP5K(-)	18	GN	TXL	239481R1		GS6	-	2644000R1		
SR5H(-)	18	GN	TXL	239481R1		GS6	-	2644000R1		
SR5J(-)	18	GN	TXL	239481R1		GS6	-	2644000R1		
SR5K(-)	18	GN	TXL	239481R1		GS6	-	2644000R1		
VC5J(-)	18	GN	TXL	239481R1		GS6	-	2644000R1		
VC5K(-)	18	GN	TXL	239481R1		GS6	-	2644000R1		
VC5T(-)	18	GN	TXL	239481R1		GS6	-	2644000R1		

Circuit Number	Gauge	Color	Insulation	Terminal / Splice Number	Connector Part Number	Connector Number	Cavity	Seal/Sleeve	Lock 1	Lock 2
VD5J(-)	18	GN	TXL	239481R1		GS6	-	2644000R1		
VD5K(-)	18	GN	TXL	239481R1		GS6	-	2644000R1		
VD5T(-)	18	GN	TXL	239481R1		GS6	-	2644000R1		
VE5F(-)	18	GN	TXL	239481R1		GS6	-	2644000R1		
VE5J(-)	18	GN	TXL	239481R1		GS6	-	2644000R1		
VE5T(-)	18	GN	TXL	239481R1		GS6	-	2644000R1		
VF5T(-)	18	GN	TXL	239481R1		GS6	-	2644000R1		
VG5J(-)	18	GN	TXL	239481R1		GS6	-	2644000R1		
VG5L(-)	18	GN	TXL	239481R1		GS6	-	2644000R1		
VG5T(-)	18	GN	TXL	239481R1		GS6	-	2644000R1		
YX5J(-)	18	GN	TXL	239481R1		GS6	-	2644000R1		
YX5K(-)	18	GN	TXL	239481R1		GS6	-	2644000R1		
YX5PJ(-)	18	GN	TXL	239481R1		GS6	-	2644000R1		
YZ5J(-)	18	GN	TXL	239481R1		GS6	-	2644000R1		
YZ5L(-)	18	GN	TXL	239481R1		GS6	-	2644000R1		
YZ5PJ(-)	18	GN	TXL	239481R1		GS6	-	2644000R1		
4A74J	16	LTGN	TXL	382181C1		GS60	-	2644000R1		
4A74RB2	16	LTGN	TXL	382181C1		GS60	-	2644000R1		
4A74RBA	16	LTGN	GXL	382181C1		GS60	-	2644000R1		
4A74RBB	16	LTGN	TXL	382181C1		GS60	-	2644000R1		
4A11-GB	18	WH	TXL	239481R1		GS61	-	2644000R1		
4A11-GBA	16	WH	GXL	239481R1		GS61	-	2644000R1		
4A11-GBB	16	WH	TXL	239481R1		GS61	-	2644000R1		
4A11-GA	18	WH	TXL	239481R1		GS62	-	2644000R1		
4A11-GB	18	WH	TXL	239481R1		GS62	-	2644000R1		
4A11-GC	18	WH	TXL	239481R1		GS62	-	2644000R1		
VC5H(+)	18	YL	TXL	239481R1		GS63	-	2644000R1		
VC5PJ(+)	18	YL	TXL	239481R1		GS63	-	2644000R1		
VC5T(+)	18	YL	TXL	239481R1		GS63	-	2644000R1		
VD5H(+)	18	YL	TXL	239481R1		GS63	-	2644000R1		
VD5PJ(+)	18	YL	TXL	239481R1		GS63	-	2644000R1		
VD5T(+)	18	YL	TXL	239481R1		GS63	-	2644000R1		
VE5H(+)	18	YL	TXL	239481R1		GS63	-	2644000R1		
VE5PJ(+)	18	YL	TXL	239481R1		GS63	-	2644000R1		
VE5T(+)	18	YL	TXL	239481R1		GS63	-	2644000R1		
VF5T(+)	18	YL	TXL	239481R1		GS63	-	2644000R1		
VG5H(+)	18	YL	TXL	239481R1		GS63	-	2644000R1		
VG5PJ(+)	18	YL	TXL	239481R1		GS63	-	2644000R1		
VG5T(+)	18	YL	TXL	239481R1		GS63	-	2644000R1		
VC5H(-)	18	GN	TXL	239481R1		GS64	-	2644000R1		
VC5PJ(-)	18	GN	TXL	239481R1		GS64	-	2644000R1		
VC5T(-)	18	GN	TXL	239481R1		GS64	-	2644000R1		
VD5H(-)	18	GN	TXL	239481R1		GS64	-	2644000R1		
VD5PJ(-)	18	GN	TXL	239481R1		GS64	-	2644000R1		
VD5T(-)	18	GN	TXL	239481R1		GS64	-	2644000R1		
VE5H(-)	18	GN	TXL	239481R1		GS64	-	2644000R1		
VE5PJ(-)	18	GN	TXL	239481R1		GS64	-	2644000R1		
VE5T(-)	18	GN	TXL	239481R1		GS64	-	2644000R1		
VF5T(-)	18	GN	TXL	239481R1		GS64	-	2644000R1		
VG5H(-)	18	GN	TXL	239481R1		GS64	-	2644000R1		
VG5PJ(-)	18	GN	TXL	239481R1		GS64	-	2644000R1		
VG5T(-)	18	GN	TXL	239481R1		GS64	-	2644000R1		
YJ11-G	20	WH	TXL	239481R1		GS65	-	2644000R1		
YJ11-GA	20	WH	GXL	239481R1		GS65	-	2644000R1		
YJ11-GB	20	WH	GXL	239481R1		GS65	-	2644000R1		
BG70C	18	OR	TXL	239481R1		GS66	-	2644000R1		
BG70CA	18	OR	TXL	239481R1		GS66	-	2644000R1		
BG70CB	18	RD	TXL	239481R1		GS66	-	2644000R1		
3Y12	20	LTBL	TXL	239481R1		GS67	-	2644000R1		
3Y12A	20	LTBL	TXL	239481R1		GS67	-	2644000R1		
3Y12B	20	LTBL	TXL	239481R1		GS67	-	2644000R1		
3Y12BB	20	LTBL	TXL	239481R1		GS67	-	2644000R1		
AY12	18	LTBL	TXL	239481R1		GS67	-	2644000R1		
AY12A	18	LTBL	TXL	239481R1		GS67	-	2644000R1		
AY12BB	18	LTBL	TXL	239481R1		GS67	-	2644000R1		
NL86AH	18	LTGN	TXL	239481R1		GS68	-	2644000R1		
NL86AJ	18	LTGN	TXL	239481R1		GS68	-	2644000R1		
NL86AK	18	LTGN	TXL	239481R1		GS68	-	2644000R1		
NP86AH	18	LTGN	TXL	239481R1		GS68	-	2644000R1		
NP86AK	18	LTGN	TXL	239481R1		GS68	-	2644000R1		
NP86AL	18	LTGN	TXL	239481R1		GS68	-	2644000R1		
VH5H(+)	18	YL	TXL	239481R1		GS69	-	2644000R1		
VH5J(+)	18	YL	TXL	239481R1		GS69	-	2644000R1		
VH5K(+)	18	YL	TXL	239481R1		GS69	-	2644000R1		
4A11-GA	18	WH	TXL	ABRSPLIC0		GS7	-	2644000R1		
6K11-GE	20	WH	TXL	ABRSPLIC0		GS7	-	2644000R1		
BC63-GAJ	18	WH	TXL	ABRSPLIC0		GS7	-	2644000R1		
BH11-GAL	18	WH	TXL	ABRSPLIC0		GS7	-	2644000R1		
BX65-GFA	18	WH	TXL	ABRSPLIC0		GS7	-	2644000R1	1677914C1	
BX65-GFB	18	WH	TXL	ABRSPLIC0		GS7	-	2644000R1	3668940C1	
CA11-GUA	20	WH	TXL	ABRSPLIC0		GS7	-	2644000R1		
CA84-GAF	14	WH	TXL	ABRSPLIC0		GS7	-	2644000R1		
CB11-GUA	20	WH	TXL	ABRSPLIC0		GS7	-	2644000R1		
CB11-GUB	20	WH	TXL	ABRSPLIC0		GS7	-	2644000R1		
CB84-GAF	14	WH	TXL	ABRSPLIC0		GS7	-	2644000R1		
CB84-GBB	14	WH	TXL	ABRSPLIC0		GS7	-	2644000R1		
CD14-GAG	18	WH	TXL	ABRSPLIC0		GS7	-	2644000R1	2031873C1	
CE14-GAG	18	WH	TXL	ABRSPLIC0		GS7	-	2644000R1		
CL11-GUA	20	WH	TXL	ABRSPLIC0		GS7	-	2644000R1	1661892C1	
CL11-GUB	20	WH	TXL	ABRSPLIC0		GS7	-	2644000R1		
CL84-GAB	14	WH	TXL	ABRSPLIC0		GS7	-	2644000R1		
CL84-GAF	14	WH	TXL	ABRSPLIC0		GS7	-	2644000R1		
DB11-GAA	14	WH	TXL	ABRSPLIC0		GS7	-	2644000R1		
DK62-GBN	20	WH	TXL	ABRSPLIC0		GS7	-	2644000R1		
DX11-GLD	20	WH	TXL	ABRSPLIC0		GS7	-	2644000R1		
HA11-GAT	18	WH	TXL	ABRSPLIC0		GS7	-	2644000R1		
HC105-GAP	18	WH	TXL	ABRSPLIC0		GS7	-	2644000R1		
JL116GAG	18	WH	TXL	ABRSPLIC0		GS7	-	2644000R1		
MR86-G	18	WH	TXL	ABRSPLIC0		GS7	-	2644000R1		
MZ86-G	18	WH	TXL	ABRSPLIC0		GS7	-	2644000R1		
NL86-G	18	WH	TXL	ABRSPLIC0		GS7	-	2644000R1		
NP86-G	18	WH	TXL	ABRSPLIC0		GS7	-	2644000R1		
RE11-GAL	20	WH	TXL	ABRSPLIC0		GS7	-	2644000R1		
RW22-GAN	18	WH	TXL	ABRSPLIC0		GS7	-	2644000R1		
YY13-GFF	20	WH	TXL	ABRSPLIC0		GS7	-	2644000R1		
VH5H(-)	18	GN	TXL	239481R1		GS70	-	2644000R1		
VH5J(-)	18	GN	TXL	239481R1		GS70	-	2644000R1		
VH5K(-)	18	GN	TXL	239481R1		GS70	-	2644000R1		
JL116GAG	18	WH	TXL	239481R1		GS8	-	2644000R1		
JL116L-G	20	WH	TXL	239481R1		GS8	-	2644000R1		
JL116U-G	20	WH	TXL	239481R1		GS8	-	2644000R1		
2V11-GBP	18	WH	TXL	239481R1		GS9	-	2644000R1		
2V11COG	20	WH	TXL	239481R1		GS9	-	2644000R1		
2V11COG1	20	WH	TXL	239481R1		GS9	-	2644000R1		
CS11-GBP	18	WH	TXL	239481R1		GS9	-	2644000R1		

Circuit Number	Gauge	Color	Insulation	Terminal / Splice Number	Connector Part Number	Connector Number	Cavity	Seal/Sleeve	Lock 1	Lock 2
CS11COG	18	WH	TXL	239481R1		GS9	-	2644000R1		
CS11COG1	20	WH	TXL	239481R1		GS9	-	2644000R1	1661263C1	
CS67NB	20	VT	TXL	239481R1		GS9	-	2644000R1		
RV11-GBP	18	WH	TXL	239481R1		GS9	-	2644000R1		
RV11COG	18	WH	TXL	239481R1		GS9	-	2644000R1		
RV11COG1	18	WH	TXL	239481R1		GS9	-	2644000R1		
RV11COG3	18	WH	TXL	239481R1		GS9	-	2644000R1		
YK11-GBP	18	WH	TXL	239481R1		GS9	-	2644000R1		
YK11COG	18	WH	TXL	239481R1		GS9	-	2644000R1		
YK11COG1	18	WH	TXL	239481R1		GS9	-	2644000R1		
YK67NB	16	VT	TXL	239481R1		GS9	-	2644000R1		
RE10AA	20	WH	TXL	239481R1		HS1	-	2644000R1		
RE10AB	20	WH	TXL	239481R1		HS1	-	2644000R1		
RE10AC	20	WH	TXL	239481R1		HS1	-	2644000R1		
RE10AD	20	WH	TXL	239481R1		HS1	-	2644000R1		
RE11-GAL	20	WH	TXL	239481R1		HS1	-	2644000R1		
ZA63JB	18	DKBL	GXL	239481R1		HS1	-	2644000R1		
ZA63JBA	18	DKBL	GXL	239481R1		HS1	-	2644000R1		
ZA63JBB	18	DKBL	GXL	239481R1		HS1	-	2644000R1		
GZ5AE(+)	18	YL	TXL	239481R1		HS2	-	2644000R1		
GZ5AH(+)	18	YL	TXL	239481R1		HS2	-	2644000R1		
GZ5AJ(+)	18	YL	TXL	239481R1		HS2	-	2644000R1		
JK5AE(+)	18	YL	TXL	239481R1		HS2	-	2644000R1		
JK5AH(+)	18	YL	TXL	239481R1		HS2	-	2644000R1		
JK5AJ(+)	18	YL	TXL	239481R1		HS2	-	2644000R1		
KU5AE(+)	18	YL	TXL	239481R1		HS2	-	2644000R1		
KU5AH(+)	18	YL	TXL	239481R1		HS2	-	2644000R1		
KU5AJ(+)	18	YL	TXL	239481R1		HS2	-	2644000R1		
LN5AE(+)	18	YL	TXL	239481R1		HS2	-	2644000R1		
LN5AH(+)	18	YL	TXL	239481R1		HS2	-	2644000R1		
LN5AJ(+)	18	YL	TXL	239481R1		HS2	-	2644000R1		
GZ5AE(-)	18	GN	TXL	239481R1		HS3	-	2644000R1		
GZ5AH(-)	18	GN	TXL	239481R1		HS3	-	2644000R1		
GZ5AJ(-)	18	GN	TXL	239481R1		HS3	-	2644000R1		
JK5AE(-)	18	GN	TXL	239481R1		HS3	-	2644000R1		
JK5AH(-)	18	GN	TXL	239481R1		HS3	-	2644000R1		
JK5AJ(-)	18	GN	TXL	239481R1		HS3	-	2644000R1		
KU5AE(-)	18	GN	TXL	239481R1		HS3	-	2644000R1		
KU5AH(-)	18	GN	TXL	239481R1		HS3	-	2644000R1		
KU5AJ(-)	18	GN	TXL	239481R1		HS3	-	2644000R1		
LN5AE(-)	18	GN	TXL	239481R1		HS3	-	2644000R1		
LN5AH(-)	18	GN	TXL	239481R1		HS3	-	2644000R1		
LN5AJ(-)	18	GN	TXL	239481R1		HS3	-	2644000R1		
ZE75WD	18	LTGN	TXL	239481R1		HS3	-	2644000R1		
ZE75WDA	18	LTGN	TXL	239481R1		HS3	-	2644000R1		
ZE75WDB	18	LTGN	TXL	239481R1		HS3	-	2644000R1		
KP5AE(+)	18	YL	TXL	239481R1		HS4	-	2644000R1		
KP5AH(+)	18	YL	TXL	239481R1		HS4	-	2644000R1		
KP5AJ(+)	18	YL	TXL	239481R1		HS4	-	2644000R1		
KP5AE(-)	18	GN	TXL	239481R1		HS5	-	2644000R1		
KP5AH(-)	18	GN	TXL	239481R1		HS5	-	2644000R1		
KP5AJ(-)	18	GN	TXL	239481R1		HS5	-	2644000R1		
HH86AP	16	LTGN	GXL	239481R1		IS1	-	2644000R1		
HH86APX	18	LTGN	GXL	239481R1		IS1	-	2644000R1		
HH86APY	18	LTGN	GXL	239481R1		IS1	-	2644000R1		
HH86APZ	18	LTGN	GXL	239481R1		IS1	-	2644000R1		
HH86-GH	16	LTGN	GXL	239481R1		IS2	-	2644000R1		
HH86-GHX	18	LTGN	GXL	239481R1		IS2	-	2644000R1		
HH86-GHY	18	LTGN	GXL	239481R1		IS2	-	2644000R1		
HH86-GHZ	18	LTGN	GXL	239481R1		IS2	-	2644000R1		
MJ75WG	18	WH	GXL	239481R1		IS3	-	2644000R1		
MJ75WJ	18	WH	TXL	239481R1		IS3	-	2644000R1		
MJ75WK	16	WH	GXL	239481R1		IS3	-	2644000R1		
2G14D	18	RD	TXL	239481R1		JS1	-	2644000R1		
2G14LCM	18	RD	TXL	239481R1		JS1	-	2644000R1		
2G14MUX	18	RD	TXL	239481R1		JS1	-	2644000R1		
HA865A	16	LTGN	GXL	239481R1		JS1	-	2644000R1		
HA865B	14	LTGN	GXL	239481R1		JS1	-	2644000R1		
HA865BA	16	LTBL	GXL	239481R1		JS1	-	2644000R1		
LE63SJ	18	DKBL	GXL	239481R1		JS10	-	2644000R1		
LE63SJA	18	DKBL	GXL	239481R1		JS10	-	2644000R1		
LE63SJB	18	DKBL	GXL	239481R1		JS10	-	2644000R1		
HC77TZ	18	LTGN	TXL	239481R1		JS11	-	2644000R1		
HC77TZB	18	LTGN	GXL	239481R1		JS11	-	2644000R1		
HC77TZT	18	LTGN	GXL	239481R1		JS11	-	2644000R1		
HA11-GSN	10	WH	GXL	239481R1		JS12	-	2644000R1		
HA62-GSD	18	WH	GXL	239481R1		JS12	-	2644000R1		
HA63-GB	16	WH	GXL	239481R1		JS12	-	2644000R1		
HA63-GSF	18	WH	GXL	239481R1		JS12	-	2644000R1		
HA65-G	16	WH	GXL	239481R1		JS12	-	2644000R1		
HA86-GSA	16	WH	GXL	239481R1		JS12	-	2644000R1		
HC77TV	18	LTGN	TXL	239481R1		JS13	-	2644000R1		
HC77TVB	18	LTGN	GXL	239481R1		JS13	-	2644000R1		
HC77TVT	18	LTGN	GXL	239481R1		JS13	-	2644000R1		
ZE75AJC	18	LTGN	GXL	239481R1		JS14	-	2644000R1		
ZE75AJD	16	LTGN	GXL	239481R1		JS14	-	2644000R1		
ZE75WDC	18	LTGN	TXL	239481R1		JS14	-	2644000R1		
ZG75AJD	16	LTGN	GXL	239481R1		JS14	-	2644000R1		
ZG75WD	18	LTGN	GXL	239481R1		JS14	-	2644000R1		
ZG75WDA	18	LTGN	GXL	239481R1		JS14	-	2644000R1		
ZM63SA	16	DKBL	GXL	239481R1		JS15	-	2644000R1		
ZM63V	18	DKBL	GXL	239481R1		JS15	-	2644000R1		
ZM63VA	18	DKBL	GXL	239481R1		JS15	-	2644000R1		
ZL86M	16	LTGN	GXL	239481R1		JS16	-	2644000R1		
ZL86MA	16	LTGN	GXL	239481R1		JS16	-	2644000R1		
ZL86SBB	16	LTGN	GXL	239481R1		JS16	-	2644000R1		
BD75AF	18	LTGN	TXL	239481R1		JS2	-	2644000R1		
BD75AFA	18	LTGN	TXL	239481R1		JS2	-	2644000R1		
BD75AFB	18	LTGN	TXL	239481R1		JS2	-	2644000R1		
BD75AG	18	LTGN	TXL	239481R1		JS3	-	2644000R1		
BD75AGA	18	LTGN	TXL	239481R1		JS3	-	2644000R1		
BD75AGB	18	LTGN	TXL	239481R1		JS3	-	2644000R1		
ZK63SB	18	DKBL	GXL	239481R1		JS4	-	2644000R1		
ZK63U	18	DKBL	GXL	239481R1		JS4	-	2644000R1		
ZK63UA	18	DKBL	GXL	239481R1		JS4	-	2644000R1		
ZM63SB	18	DKBL	GXL	239481R1		JS4	-	2644000R1		
ZM63U	18	DKBL	GXL	239481R1		JS4	-	2644000R1		
ZM63UA	18	DKBL	GXL	239481R1		JS4	-	2644000R1		
BD75AR	18	LTGN	GXL	239481R1		JS5	-	2644000R1		
BD75ARA	18	LTGN	TXL	239481R1		JS5	-	2644000R1		
BD75ARB	18	LTGN	GXL	239481R1		JS5	-	2644000R1		
BD77CR	18	LTGN	TXL	239481R1		JS6	-	2644000R1		
BD77NE	18	LTGN	TXL	239481R1		JS6	-	2644000R1		
BD77NEA	18	LTGN	TXL	239481R1		JS6	-	2644000R1		
BD77NEB	18	LTGN	TXL	239481R1		JS6	-	2644000R1		

Circuit Number	Gauge	Color	Insulation	Terminal / Splice Number	Connector Part Number	Connector Number	Cavity	Seal/Sleeve	Lock 1	Lock 2
BD77NF	18	LTGN	TXL	239481R1		J57	-	2644000R1		
BD77NFA	18	LTGN	TXL	239481R1		J57	-	2644000R1		
BD77NFB	18	LTGN	TXL	239481R1		J57	-	2644000R1		
LD63-GSA	18	WH	GXL	239481R1		J58	-	2644000R1		
LD63-GSB	18	DKBL	GXL	239481R1		J58	-	2644000R1		
LD63-GSE	18	DKBL	GXL	239481R1		J58	-	2644000R1		
LE63-GSA	18	DKBL	GXL	239481R1		J59	-	2644000R1		
LE63-GSB	18	DKBL	GXL	239481R1		J59	-	2644000R1		
LE63-GSC	18	DKBL	GXL	239481R1		J59	-	2644000R1		
LE63-GSE	18	DKBL	GXL	239481R1		J59	-	2644000R1		
2HSH(+)	18	YL	TXL	239481R1		KS1	-	2644000R1		
2HSK(+)	20	YL	193	239481R1		KS1	-	2644000R1		
2HSM(+)	18	YL	TXL	239481R1		KS1	-	2644000R1		
2JSK(+)	18	YL	TXL	239481R1		KS1	-	2644000R1		
2JSM(+)	18	YL	TXL	239481R1		KS1	-	2644000R1		
2JSP(+)	20	YL	193	239481R1		KS1	-	2644000R1		
2LSK(+)	18	YL	TXL	239481R1		KS1	-	2644000R1		
2LSM(+)	18	YL	TXL	239481R1		KS1	-	2644000R1		
2LSP(+)	20	YL	193	239481R1		KS1	-	2644000R1		
2MSH(+)	18	YL	TXL	239481R1		KS1	-	2644000R1		
2MSK(+)	20	YL	193	239481R1		KS1	-	2644000R1		
2MSM(+)	18	YL	TXL	239481R1		KS1	-	2644000R1		
2WSJ(+)	20	YL	193	239481R1		KS1	-	2644000R1		
2WSM(+)	18	YL	TXL	239481R1		KS1	-	2644000R1		
2WSP(+)	18	YL	TXL	239481R1		KS1	-	2644000R1		
2YSF(+)	18	YL	TXL	239481R1		KS1	-	2644000R1		
2YSJ(+)	20	YL	193	239481R1		KS1	-	2644000R1		
2YSM(+)	18	YL	TXL	239481R1		KS1	-	2644000R1		
2ZSK(+)	18	YL	TXL	239481R1		KS1	-	2644000R1		
2ZSM(+)	18	YL	TXL	239481R1		KS1	-	2644000R1		
2ZSP(+)	20	YL	193	239481R1		KS1	-	2644000R1		
3CSF(+)	18	YL	TXL	239481R1		KS1	-	2644000R1		
3CSK(+)	18	YL	TXL	239481R1		KS1	-	2644000R1		
3CSL(+)	20	YL	193	239481R1		KS1	-	2644000R1		
3ESK(+)	20	YL	193	239481R1		KS1	-	2644000R1		
3ESM(+)	18	YL	TXL	239481R1		KS1	-	2644000R1		
3EST(+)	18	YL	TXL	239481R1		KS1	-	2644000R1		
3JSM(+)	18	YL	TXL	239481R1		KS1	-	2644000R1		
3JSP(+)	18	YL	TXL	239481R1		KS1	-	2644000R1		
3JST(+)	20	YL	193	239481R1		KS1	-	2644000R1		
3RSH(+)	18	YL	TXL	239481R1		KS1	-	2644000R1		
3RSK(+)	20	YL	193	239481R1		KS1	-	2644000R1		
3RSM(+)	18	YL	TXL	239481R1		KS1	-	2644000R1		
3USK(+)	18	YL	TXL	239481R1		KS1	-	2644000R1		
3USL(+)	18	YL	TXL	239481R1		KS1	-	2644000R1		
3USM(+)	20	YL	193	239481R1		KS1	-	2644000R1		
3WSK(+)	18	YL	TXL	239481R1		KS1	-	2644000R1		
3WSL(+)	18	YL	TXL	239481R1		KS1	-	2644000R1		
3WSM(+)	20	YL	193	239481R1		KS1	-	2644000R1		
4ESK(+)	18	YL	TXL	239481R1		KS1	-	2644000R1	1661376C1	
4ESM(+)	18	YL	TXL	239481R1		KS1	-	2644000R1	3540454C1	3551897C1
4ESP(+)	20	YL	193	239481R1		KS1	-	2644000R1	3765546C1	3765565C1
4JSK(+)	18	YL	TXL	239481R1		KS1	-	2644000R1		
4JSM(+)	18	YL	TXL	239481R1		KS1	-	2644000R1		
4JSP(+)	20	YL	193	239481R1		KS1	-	2644000R1		
4LSH(+)	18	YL	TXL	239481R1		KS1	-	2644000R1		
4LSJ(+)	20	YL	193	239481R1		KS1	-	2644000R1		
4LSM(+)	18	YL	TXL	239481R1		KS1	-	2644000R1		
4NSF(+)	18	YL	TXL	239481R1		KS1	-	2644000R1		
4NSJ(+)	20	YL	193	239481R1		KS1	-	2644000R1		
4NSM(+)	18	YL	TXL	239481R1		KS1	-	2644000R1		
6ESN(+)	18	YL	TXL	239481R1		KS1	-	2644000R1		
6ESP(+)	20	YL	193	239481R1		KS1	-	2644000R1		
6ESQ(+)	18	YL	TXL	239481R1		KS1	-	2644000R1		
LESK(+)	18	YL	TXL	239481R1		KS1	-	2644000R1		
LESL(+)	18	YL	TXL	239481R1		KS1	-	2644000R1		
LESM(+)	20	YL	193	239481R1		KS1	-	2644000R1		
LSSF(+)	18	YL	TXL	239481R1		KS1	-	2644000R1		
LSSK(+)	18	YL	TXL	239481R1		KS1	-	2644000R1		
LSSL(+)	20	YL	193	239481R1		KS1	-	2644000R1		
LUSH(+)	18	YL	TXL	239481R1		KS1	-	2644000R1		
LUSK(+)	18	YL	TXL	239481R1		KS1	-	2644000R1		
LUSM(+)	20	YL	193	239481R1		KS1	-	2644000R1		
LVSH(+)	18	YL	TXL	239481R1		KS1	-	2644000R1		
LVSK(+)	18	YL	TXL	239481R1		KS1	-	2644000R1		
LVSM(+)	20	YL	193	239481R1		KS1	-	2644000R1		
PVSK(+)	18	YL	TXL	239481R1		KS1	-	2644000R1		
PVSM(+)	18	YL	TXL	239481R1		KS1	-	2644000R1		
PVSP(+)	20	YL	193	239481R1		KS1	-	2644000R1		
PYSH(+)	18	YL	TXL	239481R1		KS1	-	2644000R1		
PYSJ(+)	18	YL	TXL	239481R1		KS1	-	2644000R1		
PYSK(+)	20	YL	193	239481R1		KS1	-	2644000R1		
PZSK(+)	18	YL	TXL	239481R1		KS1	-	2644000R1		
PZSM(+)	18	YL	TXL	239481R1		KS1	-	2644000R1		
PZSP(+)	20	YL	193	239481R1		KS1	-	2644000R1		
RDSK(+)	18	YL	TXL	239481R1		KS1	-	2644000R1		
RDSM(+)	18	YL	TXL	239481R1		KS1	-	2644000R1		
RDSP(+)	20	YL	193	239481R1		KS1	-	2644000R1		
RGSF(+)	18	YL	TXL	239481R1		KS1	-	2644000R1		
RGSH(+)	18	YL	TXL	239481R1		KS1	-	2644000R1		
RGSJ(+)	20	YL	193	239481R1		KS1	-	2644000R1		
RJSF(+)	18	YL	TXL	239481R1		KS1	-	2644000R1		
RJSJ(+)	20	YL	193	239481R1		KS1	-	2644000R1		
RJSM(+)	18	YL	TXL	239481R1		KS1	-	2644000R1		
RMSF(+)	18	YL	TXL	239481R1		KS1	-	2644000R1		
RMSJ(+)	20	YL	193	239481R1		KS1	-	2644000R1		
RMSM(+)	18	YL	TXL	239481R1		KS1	-	2644000R1		
RRSF(+)	18	YL	TXL	239481R1		KS1	-	2644000R1		
RRSJ(+)	20	YL	193	239481R1		KS1	-	2644000R1		
RRSM(+)	18	YL	TXL	239481R1		KS1	-	2644000R1		
RSSK(+)	18	YL	TXL	239481R1		KS1	-	2644000R1		
RSSM(+)	18	YL	TXL	239481R1		KS1	-	2644000R1		
RSSP(+)	20	YL	193	239481R1		KS1	-	2644000R1		
RUSF(+)	18	YL	TXL	239481R1		KS1	-	2644000R1		
RUSK(+)	18	YL	TXL	239481R1		KS1	-	2644000R1		
RUSL(+)	20	YL	193	239481R1		KS1	-	2644000R1		
RXSK(+)	18	YL	TXL	239481R1		KS1	-	2644000R1		
RXSM(+)	18	YL	TXL	239481R1		KS1	-	2644000R1		
RXSP(+)	20	YL	193	239481R1		KS1	-	2644000R1		
RZSF(+)	18	YL	TXL	239481R1		KS1	-	2644000R1		
RZSH(+)	18	YL	TXL	239481R1		KS1	-	2644000R1		
RZSJ(+)	20	YL	193	239481R1		KS1	-	2644000R1		
SBSJ(+)	18	YL	TXL	239481R1		KS1	-	2644000R1		
SBSK(+)	20	YL	193	239481R1		KS1	-	2644000R1		
SBSM(+)	18	YL	TXL	239481R1		KS1	-	2644000R1		

Circuit Number	Gauge	Color	Insulation	Terminal / Splice Number	Connector Part Number	Connector Number	Cavity	Seal/Sleeve	Lock 1	Lock 2
5C5M(+)	18	YL	TXL	239481R1		KS1	-	2644000R1		
5C5PJ(+)	18	YL	TXL	239481R1		KS1	-	2644000R1		
5C5T(+)	20	YL	193	239481R1		KS1	-	2644000R1		
5D5H(+)	18	YL	TXL	239481R1		KS1	-	2644000R1		
5D5J(+)	18	YL	TXL	239481R1		KS1	-	2644000R1		
5D5K(+)	20	YL	193	239481R1		KS1	-	2644000R1		
5E5K(+)	18	YL	TXL	239481R1		KS1	-	2644000R1		
5E5L(+)	18	YL	TXL	239481R1		KS1	-	2644000R1		
5E5M(+)	20	YL	193	239481R1		KS1	-	2644000R1		
VE5F(+)	18	YL	TXL	239481R1		KS1	-	2644000R1		
VE5K(+)	18	YL	TXL	239481R1		KS1	-	2644000R1		
VE5L(+)	20	YL	193	239481R1		KS1	-	2644000R1		
VG5K(+)	18	YL	TXL	239481R1		KS1	-	2644000R1		
VG5L(+)	18	YL	TXL	239481R1		KS1	-	2644000R1		
VG5M(+)	20	YL	193	239481R1		KS1	-	2644000R1		
YZ5K(+)	18	YL	TXL	239481R1		KS1	-	2644000R1		
YZ5L(+)	18	YL	TXL	239481R1		KS1	-	2644000R1		
YZ5M(+)	20	YL	193	239481R1		KS1	-	2644000R1		
2H5H(-)	18	GN	TXL	239481R1		KS2	-	2644000R1		
2H5K(-)	20	GN	193	239481R1		KS2	-	2644000R1		
2H5M(-)	18	GN	TXL	239481R1		KS2	-	2644000R1		
2J5K(-)	18	GN	TXL	239481R1		KS2	-	2644000R1		
2J5M(-)	18	GN	TXL	239481R1		KS2	-	2644000R1		
2J5PJ(-)	20	GN	193	239481R1		KS2	-	2644000R1		
2L5K(-)	18	GN	TXL	239481R1		KS2	-	2644000R1		
2L5M(-)	18	GN	TXL	239481R1		KS2	-	2644000R1		
2L5PJ(-)	20	GN	193	239481R1		KS2	-	2644000R1		
2M5H(-)	18	GN	TXL	239481R1		KS2	-	2644000R1		
2M5J(-)	20	GN	193	239481R1		KS2	-	2644000R1		
2M5M(-)	18	GN	TXL	239481R1		KS2	-	2644000R1		
2W5J(-)	20	GN	193	239481R1		KS2	-	2644000R1		
2W5M(-)	18	GN	TXL	239481R1		KS2	-	2644000R1		
2W5PJ(-)	18	GN	TXL	239481R1		KS2	-	2644000R1		
2Y5F(-)	18	GN	TXL	239481R1		KS2	-	2644000R1		
2Y5J(-)	20	GN	193	239481R1		KS2	-	2644000R1		
2Y5M(-)	18	GN	TXL	239481R1		KS2	-	2644000R1		
2Z5K(-)	18	GN	TXL	239481R1		KS2	-	2644000R1		
2Z5M(-)	18	GN	TXL	239481R1		KS2	-	2644000R1		
2Z5PJ(-)	20	GN	193	239481R1		KS2	-	2644000R1		
3C5F(-)	18	GN	TXL	239481R1		KS2	-	2644000R1		
3C5K(-)	18	GN	TXL	239481R1		KS2	-	2644000R1		
3C5L(-)	20	GN	193	239481R1		KS2	-	2644000R1		
3E5K(-)	20	GN	193	239481R1		KS2	-	2644000R1		
3E5M(-)	18	GN	TXL	239481R1		KS2	-	2644000R1		
3E5T(-)	18	GN	TXL	239481R1		KS2	-	2644000R1		
3J5M(-)	18	GN	TXL	239481R1		KS2	-	2644000R1		
3J5PJ(-)	18	GN	TXL	239481R1		KS2	-	2644000R1		
3J5T(-)	20	GN	193	239481R1		KS2	-	2644000R1		
3R5H(-)	18	GN	TXL	239481R1		KS2	-	2644000R1		
3R5K(-)	20	GN	193	239481R1		KS2	-	2644000R1		
3R5M(-)	18	GN	TXL	239481R1		KS2	-	2644000R1		
3U5K(-)	18	GN	TXL	239481R1		KS2	-	2644000R1		
3U5L(-)	18	GN	TXL	239481R1		KS2	-	2644000R1		
3U5M(-)	20	GN	193	239481R1		KS2	-	2644000R1		
3W5K(-)	18	GN	TXL	239481R1		KS2	-	2644000R1		
3W5L(-)	18	GN	TXL	239481R1		KS2	-	2644000R1		
3W5M(-)	20	GN	193	239481R1		KS2	-	2644000R1		
4E5K(-)	18	GN	TXL	239481R1		KS2	-	2644000R1		
4E5M(-)	18	GN	TXL	239481R1		KS2	-	2644000R1		
4E5PJ(-)	20	GN	193	239481R1		KS2	-	2644000R1		
4J5K(-)	18	GN	TXL	239481R1		KS2	-	2644000R1		
4J5M(-)	18	GN	TXL	239481R1		KS2	-	2644000R1		
4J5PJ(-)	20	GN	193	239481R1		KS2	-	2644000R1		
4L5H(-)	18	GN	TXL	239481R1		KS2	-	2644000R1		
4L5J(-)	20	GN	193	239481R1		KS2	-	2644000R1		
4L5M(-)	18	GN	TXL	239481R1		KS2	-	2644000R1		
4N5F(-)	18	GN	TXL	239481R1		KS2	-	2644000R1		
4N5J(-)	20	GN	193	239481R1		KS2	-	2644000R1		
4N5M(-)	18	GN	TXL	239481R1		KS2	-	2644000R1		
6E5N(-)	18	GN	TXL	239481R1		KS2	-	2644000R1		
6E5P(-)	20	GN	193	239481R1		KS2	-	2644000R1		
6E5Q(-)	18	GN	TXL	239481R1		KS2	-	2644000R1		
LE5K(-)	18	GN	TXL	239481R1		KS2	-	2644000R1		
LE5L(-)	18	GN	TXL	239481R1		KS2	-	2644000R1		
LE5M(-)	20	GN	193	239481R1		KS2	-	2644000R1		
LS5F(-)	18	GN	TXL	239481R1		KS2	-	2644000R1		
LS5K(-)	18	GN	TXL	239481R1		KS2	-	2644000R1		
LS5L(-)	20	GN	193	239481R1		KS2	-	2644000R1		
LU5H(-)	18	GN	TXL	239481R1		KS2	-	2644000R1		
LU5K(-)	18	GN	TXL	239481R1		KS2	-	2644000R1		
LU5M(-)	20	GN	193	239481R1		KS2	-	2644000R1		
LV5H(-)	18	GN	TXL	239481R1		KS2	-	2644000R1		
LV5K(-)	18	GN	TXL	239481R1		KS2	-	2644000R1		
LV5M(-)	20	GN	193	239481R1		KS2	-	2644000R1		
PV5K(-)	18	GN	TXL	239481R1		KS2	-	2644000R1		
PV5M(-)	18	GN	TXL	239481R1		KS2	-	2644000R1		
PV5PJ(-)	20	GN	193	239481R1		KS2	-	2644000R1		
PY5H(-)	18	GN	TXL	239481R1		KS2	-	2644000R1		
PY5J(-)	18	GN	TXL	239481R1		KS2	-	2644000R1		
PY5K(-)	20	GN	193	239481R1		KS2	-	2644000R1		
PZ5K(-)	18	GN	TXL	239481R1		KS2	-	2644000R1		
PZ5M(-)	18	GN	TXL	239481R1		KS2	-	2644000R1		
PZ5PJ(-)	20	GN	193	239481R1		KS2	-	2644000R1		
RD5K(-)	18	GN	TXL	239481R1		KS2	-	2644000R1		
RD5M(-)	18	GN	TXL	239481R1		KS2	-	2644000R1		
RD5PJ(-)	20	GN	193	239481R1		KS2	-	2644000R1		
RG5F(-)	18	GN	TXL	239481R1		KS2	-	2644000R1		
RG5H(-)	18	GN	TXL	239481R1		KS2	-	2644000R1		
RG5J(-)	20	GN	193	239481R1		KS2	-	2644000R1		
RJ5F(-)	18	GN	TXL	239481R1		KS2	-	2644000R1		
RJ5J(-)	20	GN	193	239481R1		KS2	-	2644000R1		
RJ5M(-)	18	GN	TXL	239481R1		KS2	-	2644000R1		
RM5F(-)	18	GN	TXL	239481R1		KS2	-	2644000R1		
RM5J(-)	20	GN	193	239481R1		KS2	-	2644000R1		
RM5M(-)	18	GN	TXL	239481R1		KS2	-	2644000R1		
RR5F(-)	18	GN	TXL	239481R1		KS2	-	2644000R1		
RR5J(-)	20	GN	193	239481R1		KS2	-	2644000R1		
RR5M(-)	18	GN	TXL	239481R1		KS2	-	2644000R1		
RS5K(-)	18	GN	TXL	239481R1		KS2	-	2644000R1		
RS5M(-)	18	GN	TXL	239481R1		KS2	-	2644000R1		
RS5PJ(-)	20	GN	193	239481R1		KS2	-	2644000R1		
RU5F(-)	18	GN	TXL	239481R1		KS2	-	2644000R1		
RU5K(-)	18	GN	TXL	239481R1		KS2	-	2644000R1		
RU5L(-)	20	GN	193	239481R1		KS2	-	2644000R1		
RX5K(-)	18	GN	TXL	239481R1		KS2	-	2644000R1		

Circuit Number	Gauge	Color	Insulation	Terminal / Splice Number	Connector Part Number	Connector Number	Cavity	Seal/Sleeve	Lock 1	Lock 2
RXSM(-)	18	GN	TXL	239481R1		KS2	-	2644000R1		
RXSPJ(-)	20	GN	193	239481R1		KS2	-	2644000R1		
RZSF(-)	18	GN	TXL	239481R1		KS2	-	2644000R1		
RZSH(-)	18	GN	TXL	239481R1		KS2	-	2644000R1		
RZSJ(-)	20	GN	193	239481R1		KS2	-	2644000R1		
SBSJ(-)	18	GN	TXL	239481R1		KS2	-	2644000R1		
SBSK(-)	20	GN	193	239481R1		KS2	-	2644000R1		
SBSM(-)	18	GN	TXL	239481R1		KS2	-	2644000R1		
SC5M(-)	18	GN	TXL	239481R1		KS2	-	2644000R1		
SC5PJ(-)	18	GN	TXL	239481R1		KS2	-	2644000R1		
SC5T(-)	20	GN	193	239481R1		KS2	-	2644000R1		
SDSH(-)	18	GN	TXL	239481R1		KS2	-	2644000R1		
SDSJ(-)	18	GN	TXL	239481R1		KS2	-	2644000R1		
SDSK(-)	20	GN	193	239481R1		KS2	-	2644000R1		
SESK(-)	18	GN	TXL	239481R1		KS2	-	2644000R1		
SESL(-)	18	GN	TXL	239481R1		KS2	-	2644000R1		
SESM(-)	20	GN	193	239481R1		KS2	-	2644000R1		
VE5F(-)	18	GN	TXL	239481R1		KS2	-	2644000R1		
VESK(-)	18	GN	TXL	239481R1		KS2	-	2644000R1		
VESL(-)	20	GN	193	239481R1		KS2	-	2644000R1		
VGSK(-)	18	GN	TXL	239481R1		KS2	-	2644000R1		
VGSL(-)	18	GN	TXL	239481R1		KS2	-	2644000R1		
VGSM(-)	20	GN	193	239481R1		KS2	-	2644000R1		
YZSK(-)	18	GN	TXL	239481R1		KS2	-	2644000R1		
YZSL(-)	18	GN	TXL	239481R1		KS2	-	2644000R1		
YZSM(-)	20	GN	193	239481R1		KS2	-	2644000R1		
HA14AE	14	RD	GXL	239481R1		KS7	-	2644000R1		
HA14AF	16	RD	GXL	239481R1		KS7	-	2644000R1		
HA14AG	16	RD	GXL	239481R1		KS7	-	2644000R1		
HA14AH	12	RD	GXL	239481R1		KS7	-	2644000R1		
HA14AJ	12	RD	GXL	239481R1		KS7	-	2644000R1		
HA14AK	8	RD	GXL	239481R1		KS7	-	2644000R1		
HA14AL	12	RD	GXL	239481R1		KS7	-	2644000R1		
HA14AM	18	RD	GXL	239481R1		KS7	-	2644000R1		
LE63AW	18	DKBL	GXL	239481R1		LS1	-	2644000R1		
LE63SDA	16	DKBL	GXL	239481R1		LS1	-	2644000R1		
LE63SEA	16	DKBL	GXL	239481R1		LS1	-	2644000R1		
LE63SF	18	DKBL	GXL	239481R1		LS1	-	2644000R1		
LE63SH	18	DKBL	GXL	239481R1		LS1	-	2644000R1		
BD62A	18	DKBL	GXL	239481R1		LS2	-	2644000R1		
BD62AS	18	DKBL	GXL	239481R1		LS2	-	2644000R1		
BD62J	18	DKBL	GXL	239481R1		LS2	-	2644000R1		
BLSS(+)	18	YL	TXL	239481R1		LS3	-	2644000R1		
BLSSA(+)	18	YL	TXL	239481R1		LS3	-	2644000R1		
BLSSB(+)	18	YL	TXL	239481R1		LS3	-	2644000R1		
BLSS(-)	18	GN	TXL	239481R1		LS4	-	2644000R1		
BLSSA(-)	18	GN	TXL	239481R1		LS4	-	2644000R1		
BLSSB(-)	18	GN	TXL	239481R1		LS4	-	2644000R1		
LD63AW	18	DKBL	GXL	239481R1		LS5	-	2644000R1		
LD63SDA	16	DKBL	GXL	239481R1		LS5	-	2644000R1		
LD63SF	18	DKBL	GXL	239481R1		LS5	-	2644000R1		
LD63SH	18	DKBL	GXL	239481R1		LS5	-	2644000R1		
LE14VAF	16	RD	GXL	239481R1		LS6	-	2644000R1		
LE63SC	18	DKBL	GXL	239481R1		LS6	-	2644000R1		
LE63SD	16	DKBL	GXL	239481R1		LS6	-	2644000R1		
LE63SE	16	DKBL	GXL	239481R1		LS6	-	2644000R1		
LD14VAF	16	RD	GXL	239481R1		LS7	-	2644000R1		
LD63SC	18	DKBL	GXL	239481R1		LS7	-	2644000R1		
LD63SD	16	DKBL	GXL	239481R1		LS7	-	2644000R1		
HA14AA	6	RD	SGX	239481R1		LS8	-	2644000R1		
HA14AB	8	RD	GXL	239481R1		LS8	-	2644000R1		
HA14AC	12	RD	GXL	239481R1		LS8	-	2644000R1		
HA14AD	14	RD	GXL	239481R1		LS8	-	2644000R1		
GS75WD	18	LTGN	GXL	239481R1		LS9	-	2644000R1		
GS75WDA	18	LTGN	TXL	239481R1		LS9	-	2644000R1		
GS75WDB	18	LTGN	TXL	239481R1		LS9	-	2644000R1		
GV75WD	18	LTGN	TXL	239481R1		LS9	-	2644000R1		
GV75WDA	18	LTGN	TXL	239481R1		LS9	-	2644000R1		
GV75WDB	18	LTGN	TXL	239481R1		LS9	-	2644000R1		
ZC75WD	20	RD	GXL	239481R1		LS9	-	2644000R1		
ZC75WDA	18	LTGN	TXL	239481R1		LS9	-	2644000R1		
ZC75WDB	18	LTGN	TXL	239481R1		LS9	-	2644000R1		
CN11-GBC	20	WH	TXL	239481R1		MS1	-	2644000R1		
CN11-GBD	20	WH	TXL	239481R1		MS1	-	2644000R1	1661874C1	
CN11-GBF	20	WH	TXL	239481R1		MS1	-	2644000R1		
CR11-GBC	20	WH	TXL	239481R1		MS1	-	2644000R1		
CR11-GBD	20	WH	TXL	239481R1		MS1	-	2644000R1		
CR11-GBF	20	WH	TXL	239481R1		MS1	-	2644000R1		
ZY11-GBC	20	WH	TXL	239481R1		MS1	-	2644000R1		
ZY11-GBD	20	WH	TXL	239481R1		MS1	-	2644000R1		
ZY11-GBF	20	WH	TXL	239481R1		MS1	-	2644000R1		
ZY98-GBE	18	WH	TXL	239481R1		MS1	-	2644000R1		
5CA(+)	18	YL	TXL	239481R1		MS1	-	2644000R1		
5CB(+)	18	YL	TXL	239481R1		MS1	-	2644000R1		
5CC(+)	18	YL	TXL	239481R1		MS1	-	2644000R1		
5CA(-)	18	GN	TXL	239481R1		MS2	-	2644000R1		
5CB(-)	18	GN	TXL	239481R1		MS2	-	2644000R1		
5CC(-)	18	GN	TXL	239481R1		MS2	-	2644000R1		
JP5BG(+)	18	YL	TXL	382181C1		NS1	-	2644000R1		
JP5BJ(+)	18	YL	TXL	382181C1		NS1	-	2644000R1		
JP5BK(+)	18	YL	TXL	382181C1		NS1	-	2644000R1		
JR5BH(+)	18	YL	TXL	382181C1		NS1	-	2644000R1		
JR5BJ(+)	18	YL	TXL	382181C1		NS1	-	2644000R1		
JR5BK(+)	18	YL	TXL	382181C1		NS1	-	2644000R1		
1A73A	20	LTGN	TXL	239481R1		NS10	-	2644000R1		
1A73B	20	LTGN	TXL	239481R1		NS10	-	2644000R1	1618846C1	1618847C1
1A73C	20	LTGN	TXL	239481R1		NS10	-	2644000R1	1618846C1	1618847C1
AA73A	20	LTGN	TXL	239481R1		NS10	-	2644000R1		
AA73B	20	LTGN	TXL	239481R1		NS10	-	2644000R1		
AA73C	20	LTGN	TXL	239481R1		NS10	-	2644000R1		
KP5AB(+)	18	YL	TXL	239481R1		NS11	-	2644000R1		
KP5AF(+)	20	YL	193	239481R1		NS11	-	2644000R1		
KP5AJ(+)	18	YL	TXL	239481R1		NS11	-	2644000R1		
KP5AB(-)	18	GN	TXL	239481R1		NS12	-	2644000R1		
KP5AF(-)	20	GN	193	239481R1		NS12	-	2644000R1		
KP5AJ(-)	18	GN	TXL	239481R1		NS12	-	2644000R1		
WD10WA	18	WH	GXL	239481R1		NS13	-	2644000R1		
WD10WAG	18	WH	GXL	239481R1		NS13	-	2644000R1		
WD10WB	18	WH	GXL	239481R1		NS13	-	2644000R1		
WD10WC	18	WH	GXL	239481R1		NS13	-	2644000R1		
WD10WD	18	WH	GXL	239481R1		NS13	-	2644000R1		
WD10WAG	18	WH	GXL	239481R1		NS14	-	2644000R1		
WD10WE	18	WH	GXL	239481R1		NS14	-	2644000R1		
WD10WF	18	WH	GXL	239481R1		NS14	-	2644000R1		
WD10WG	18	WH	GXL	239481R1		NS14	-	2644000R1		

Circuit Number	Gauge	Color	Insulation	Terminal / Splice Number	Connector Part Number	Connector Number	Cavity	Seal/Sleeve	Lock 1	Lock 2
WD10WH	18	WH	GXL	239481R1		NS14	-	2644000R1		
JP5BG(-)	18	LTGN	TXL	382181C1		NS2	-	2644000R1		
JP5BJ(-)	18	LTGN	TXL	382181C1		NS2	-	2644000R1		
JP5BK(-)	18	LTGN	TXL	382181C1		NS2	-	2644000R1		
JR5BH(-)	18	LTGN	TXL	382181C1		NS2	-	2644000R1		
JR5BJ(-)	18	LTGN	TXL	382181C1		NS2	-	2644000R1		
JR5BK(-)	18	LTGN	TXL	382181C1		NS2	-	2644000R1		
DH75A	20	LTGN	TXL	239481R1		NS3	-	2644000R1		
DH75AA	18	LTGN	TXL	239481R1		NS3	-	2644000R1		
DH75AB	18	LTGN	TXL	239481R1		NS3	-	2644000R1		
3A94-GA	18	WH	TXL	239481R1		NS4	-	2644000R1		
3A94-GB	18	WH	TXL	239481R1		NS4	-	2644000R1		
3A94-GC	16	WH	TXL	239481R1		NS4	-	2644000R1		
3A94BB	18	GY	TXL	239481R1		NS4	-	2644000R1		
3A94BK	18	GY	TXL	239481R1		NS4	-	2644000R1		
3A94MA	18	GY	TXL	239481R1		NS4	-	2644000R1		
3A94MJ	18	GY	TXL	239481R1		NS4	-	2644000R1		
GS94-GA	18	WH	TXL	239481R1		NS4	-	2644000R1		
GS94-GB	18	WH	TXL	239481R1		NS4	-	2644000R1		
GS94-GC	16	WH	TXL	239481R1		NS4	-	2644000R1		
GS94BB	18	GY	TXL	239481R1		NS4	-	2644000R1		
GS94BK	18	GY	TXL	239481R1		NS4	-	2644000R1		
GS94MA	18	GY	TXL	239481R1		NS4	-	2644000R1		
GS94MJ	18	GY	TXL	239481R1		NS4	-	2644000R1		
4BSAE(+)	18	YL	TXL	239481R1		NS5	-	2644000R1		
4BSAF(+)	20	YL	193	239481R1		NS5	-	2644000R1		
4BSAG(+)	18	YL	TXL	239481R1		NS5	-	2644000R1		
4CSAF(+)	20	YL	193	239481R1		NS5	-	2644000R1		
4CSAG(+)	18	YL	TXL	239481R1		NS5	-	2644000R1		
4CSAL(+)	18	YL	TXL	239481R1		NS5	-	2644000R1		
4RSAB(+)	18	YL	TXL	239481R1		NS5	-	2644000R1		
4RSAE(+)	18	YL	TXL	239481R1		NS5	-	2644000R1		
4RSAF(+)	20	YL	193	239481R1		NS5	-	2644000R1		
4TSAB(+)	18	YL	TXL	239481R1		NS5	-	2644000R1		
4TSAF(+)	20	YL	193	239481R1		NS5	-	2644000R1		
4TSAL(+)	18	YL	TXL	239481R1		NS5	-	2644000R1		
GZSAF(+)	20	YL	193	239481R1		NS5	-	2644000R1		
GZSAG(+)	18	YL	TXL	239481R1		NS5	-	2644000R1		
GZSAJ(+)	18	YL	TXL	239481R1		NS5	-	2644000R1		
JKSAF(+)	20	YL	193	239481R1		NS5	-	2644000R1		
JKSAG(+)	18	YL	TXL	239481R1		NS5	-	2644000R1		
JKSAL(+)	18	YL	TXL	239481R1		NS5	-	2644000R1		
KUSAB(+)	18	YL	TXL	239481R1		NS5	-	2644000R1		
KUSAF(+)	20	YL	193	239481R1		NS5	-	2644000R1		
KUSAJ(+)	18	YL	TXL	239481R1		NS5	-	2644000R1		
LNSAB(+)	18	YL	TXL	239481R1		NS5	-	2644000R1		
LNSAF(+)	20	YL	193	239481R1		NS5	-	2644000R1		
LNSAL(+)	18	YL	TXL	239481R1		NS5	-	2644000R1		
4BSAE(-)	18	GN	TXL	239481R1		NS6	-	2644000R1		
4BSAF(-)	20	GN	193	239481R1		NS6	-	2644000R1		
4BSAG(-)	18	GN	TXL	239481R1		NS6	-	2644000R1		
4CSAF(-)	20	GN	193	239481R1		NS6	-	2644000R1		
4CSAG(-)	18	GN	TXL	239481R1		NS6	-	2644000R1		
4CSAL(-)	18	GN	TXL	239481R1		NS6	-	2644000R1		
4RSAB(-)	18	GN	TXL	239481R1		NS6	-	2644000R1		
4RSAE(-)	18	GN	TXL	239481R1		NS6	-	2644000R1		
4RSAF(-)	20	GN	193	239481R1		NS6	-	2644000R1		
4TSAB(-)	18	GN	TXL	239481R1		NS6	-	2644000R1		
4TSAF(-)	20	GN	193	239481R1		NS6	-	2644000R1		
4TSAL(-)	18	GN	TXL	239481R1		NS6	-	2644000R1		
GZSAF(-)	20	GN	193	239481R1		NS6	-	2644000R1		
GZSAG(-)	18	GN	TXL	239481R1		NS6	-	2644000R1		
GZSAJ(-)	18	GN	TXL	239481R1		NS6	-	2644000R1		
JKSAF(-)	20	GN	193	239481R1		NS6	-	2644000R1		
JKSAG(-)	18	GN	TXL	239481R1		NS6	-	2644000R1		
JKSAL(-)	18	GN	TXL	239481R1		NS6	-	2644000R1		
KUSAB(-)	18	GN	TXL	239481R1		NS6	-	2644000R1		
KUSAF(-)	20	GN	193	239481R1		NS6	-	2644000R1		
KUSAJ(-)	18	GN	TXL	239481R1		NS6	-	2644000R1		
LNSAB(-)	18	GN	TXL	239481R1		NS6	-	2644000R1		
LNSAF(-)	20	GN	193	239481R1		NS6	-	2644000R1		
LNSAL(-)	18	GN	TXL	239481R1		NS6	-	2644000R1		
EY71B	16	OR	TXL	239481R1		NS7	-	2644000R1		
EY71BC	16	OR	TXL	239481R1		NS7	-	2644000R1		
EY71BD	16	OR	TXL	239481R1		NS7	-	2644000R1		
CF11-GBE	18	WH	TXL	239481R1		NS9	-	2644000R1		
CF11-GSD	18	WH	TXL	239481R1		NS9	-	2644000R1		
CF53-G	20	WH	TXL	239481R1		NS9	-	2644000R1		
2H5N(-)	18	GN	TXL	239481R1		PS1	-	2644000R1		
2H5N(-)	18	GN	TXL	239481R1		PS1	-	2644000R1		
2H5P(-)	18	GN	TXL	239481R1		PS1	-	2644000R1		
2J5K(-)	18	GN	TXL	239481R1		PS1	-	2644000R1		
2J5N(-)	18	GN	TXL	239481R1		PS1	-	2644000R1		
2J5P(-)	18	GN	TXL	239481R1		PS1	-	2644000R1		
2L5M(-)	18	GN	TXL	239481R1		PS1	-	2644000R1		
2L5N(-)	18	GN	TXL	239481R1		PS1	-	2644000R1		
2L5P(-)	18	GN	TXL	239481R1		PS1	-	2644000R1		
2M5H(-)	18	GN	TXL	239481R1		PS1	-	2644000R1		
2M5N(-)	18	GN	TXL	239481R1		PS1	-	2644000R1		
2M5P(-)	18	GN	TXL	239481R1		PS1	-	2644000R1		
2W5M(-)	18	GN	TXL	239481R1		PS1	-	2644000R1		
2W5N(-)	18	GN	TXL	239481R1		PS1	-	2644000R1		
2W5P(-)	18	GN	TXL	239481R1		PS1	-	2644000R1		
2Y5M(-)	18	GN	TXL	239481R1		PS1	-	2644000R1		
2Y5N(-)	18	GN	TXL	239481R1		PS1	-	2644000R1		
2Y5P(-)	18	GN	TXL	239481R1		PS1	-	2644000R1		
2Z5M(-)	18	GN	TXL	239481R1		PS1	-	2644000R1		
2Z5N(-)	18	GN	TXL	239481R1		PS1	-	2644000R1		
2Z5P(-)	18	GN	TXL	239481R1		PS1	-	2644000R1		
3C5K(-)	18	GN	TXL	239481R1		PS1	-	2644000R1		
3C5N(-)	18	GN	TXL	239481R1		PS1	-	2644000R1		
3C5P(-)	18	GN	TXL	239481R1		PS1	-	2644000R1		
3D5M(-)	18	GN	TXL	239481R1		PS1	-	2644000R1		
3D5N(-)	18	GN	TXL	239481R1		PS1	-	2644000R1		
3D5P(-)	18	GN	TXL	239481R1		PS1	-	2644000R1		
3E5M(-)	18	GN	TXL	239481R1		PS1	-	2644000R1		
3E5N(-)	18	GN	TXL	239481R1		PS1	-	2644000R1		
3E5P(-)	18	GN	TXL	239481R1		PS1	-	2644000R1		
3J5M(-)	18	GN	TXL	239481R1		PS1	-	2644000R1		
3J5N(-)	18	GN	TXL	239481R1		PS1	-	2644000R1		
3J5P(-)	18	GN	TXL	239481R1		PS1	-	2644000R1		
3M5M(-)	18	GN	TXL	239481R1		PS1	-	2644000R1		
3M5N(-)	18	GN	TXL	239481R1		PS1	-	2644000R1		
3M5P(-)	18	GN	TXL	239481R1		PS1	-	2644000R1		
3R5H(-)	18	GN	TXL	239481R1		PS1	-	2644000R1		

Circuit Number	Gauge	Color	Insulation	Terminal / Splice Number	Connector Part Number	Connector Number	Cavity	Seal/Sleeve	Lock 1	Lock 2
3RSN(-)	18	GN	TXL	239481R1		PS1	-	2644000R1	1671608C1	
3RSP(-)	18	GN	TXL	239481R1		PS1	-	2644000R1	3525873C1	
3USK(-)	18	GN	TXL	239481R1		PS1	-	2644000R1		
3USN(-)	18	GN	TXL	239481R1		PS1	-	2644000R1		
3USP(-)	18	GN	TXL	239481R1		PS1	-	2644000R1		
3WSK(-)	18	GN	TXL	239481R1		PS1	-	2644000R1		
3WSN(-)	18	GN	TXL	239481R1		PS1	-	2644000R1		
3WSP(-)	18	GN	TXL	239481R1		PS1	-	2644000R1		
3ZSM(-)	18	GN	TXL	239481R1		PS1	-	2644000R1		
3ZSN(-)	18	GN	TXL	239481R1		PS1	-	2644000R1		
3ZSP(-)	18	GN	TXL	239481R1		PS1	-	2644000R1		
4ESK(-)	18	GN	TXL	239481R1		PS1	-	2644000R1	1661874C1	
4ESN(-)	18	GN	TXL	239481R1		PS1	-	2644000R1		
4ESP(-)	18	GN	TXL	239481R1		PS1	-	2644000R1	3683466C1	3573833C1
4JSM(-)	18	GN	TXL	239481R1		PS1	-	2644000R1		
4JSN(-)	18	GN	TXL	239481R1		PS1	-	2644000R1		
4JSP(-)	18	GN	TXL	239481R1		PS1	-	2644000R1		
4LSH(-)	18	GN	TXL	239481R1		PS1	-	2644000R1		
4LSN(-)	18	GN	TXL	239481R1		PS1	-	2644000R1		
4LSP(-)	18	GN	TXL	239481R1		PS1	-	2644000R1		
4NSM(-)	18	GN	TXL	239481R1		PS1	-	2644000R1		
4NSN(-)	18	GN	TXL	239481R1		PS1	-	2644000R1		
4NSP(-)	18	GN	TXL	239481R1		PS1	-	2644000R1		
6ESQ(-)	18	GN	TXL	239481R1		PS1	-	2644000R1		
6ESR(-)	18	GN	TXL	239481R1		PS1	-	2644000R1		
6ESS(-)	18	GN	TXL	239481R1		PS1	-	2644000R1		
9KSH(-)	18	GN	TXL	239481R1		PS1	-	2644000R1		
9KSN(-)	18	GN	TXL	239481R1		PS1	-	2644000R1		
9KSP(-)	18	GN	TXL	239481R1		PS1	-	2644000R1		
9LSM(-)	18	GN	TXL	239481R1		PS1	-	2644000R1		
9LSN(-)	18	GN	TXL	239481R1		PS1	-	2644000R1		
9LSP(-)	18	GN	TXL	239481R1		PS1	-	2644000R1		
9PSH(-)	18	GN	TXL	239481R1		PS1	-	2644000R1		
9PSN(-)	18	GN	TXL	239481R1		PS1	-	2644000R1		
9PSP(-)	18	GN	TXL	239481R1		PS1	-	2644000R1		
9TSH(-)	18	GN	TXL	239481R1		PS1	-	2644000R1		
9TSN(-)	18	GN	TXL	239481R1		PS1	-	2644000R1		
9TSP(-)	18	GN	TXL	239481R1		PS1	-	2644000R1	1667734C1	
9VSM(-)	18	GN	TXL	239481R1		PS1	-	2644000R1		
9VSN(-)	18	GN	TXL	239481R1		PS1	-	2644000R1		
9VSP(-)	18	GN	TXL	239481R1		PS1	-	2644000R1		
9WSM(-)	18	GN	TXL	239481R1		PS1	-	2644000R1		
9WSN(-)	18	GN	TXL	239481R1		PS1	-	2644000R1		
9WSP(-)	18	GN	TXL	239481R1		PS1	-	2644000R1		
JCSM(-)	18	GN	TXL	239481R1		PS1	-	2644000R1		
JCSN(-)	18	GN	TXL	239481R1		PS1	-	2644000R1		
JCSP(-)	18	GN	TXL	239481R1		PS1	-	2644000R1		
JDSM(-)	18	GN	TXL	239481R1		PS1	-	2644000R1		
JDSN(-)	18	GN	TXL	239481R1		PS1	-	2644000R1		
JDSP(-)	18	GN	TXL	239481R1		PS1	-	2644000R1		
JFSH(-)	18	GN	TXL	239481R1		PS1	-	2644000R1		
JFSN(-)	18	GN	TXL	239481R1		PS1	-	2644000R1		
JFSP(-)	18	GN	TXL	239481R1		PS1	-	2644000R1		
JGSK(-)	18	GN	TXL	239481R1		PS1	-	2644000R1		
JGSN(-)	18	GN	TXL	239481R1		PS1	-	2644000R1		
JGSP(-)	18	GN	TXL	239481R1		PS1	-	2644000R1		
LCSH(-)	18	GN	TXL	239481R1		PS1	-	2644000R1		
LCSN(-)	18	GN	TXL	239481R1		PS1	-	2644000R1		
LCSP(-)	18	GN	TXL	239481R1		PS1	-	2644000R1		
LDSK(-)	18	GN	TXL	239481R1		PS1	-	2644000R1		
LDSN(-)	18	GN	TXL	239481R1		PS1	-	2644000R1		
LDSP(-)	18	GN	TXL	239481R1		PS1	-	2644000R1		
LESK(-)	18	GN	TXL	239481R1		PS1	-	2644000R1		
LESN(-)	18	GN	TXL	239481R1		PS1	-	2644000R1		
LESP(-)	18	GN	TXL	239481R1		PS1	-	2644000R1		
LFSK(-)	18	GN	TXL	239481R1		PS1	-	2644000R1		
LFSN(-)	18	GN	TXL	239481R1		PS1	-	2644000R1		
LFSP(-)	18	GN	TXL	239481R1		PS1	-	2644000R1		
LSSF(-)	18	GN	TXL	239481R1		PS1	-	2644000R1		
LSSN(-)	18	GN	TXL	239481R1		PS1	-	2644000R1		
LSSP(-)	18	GN	TXL	239481R1		PS1	-	2644000R1		
LUSK(-)	18	GN	TXL	239481R1		PS1	-	2644000R1		
LUSN(-)	18	GN	TXL	239481R1		PS1	-	2644000R1		
LUSP(-)	18	GN	TXL	239481R1		PS1	-	2644000R1		
LVSK(-)	18	GN	TXL	239481R1		PS1	-	2644000R1		
LVSN(-)	18	GN	TXL	239481R1		PS1	-	2644000R1		
LVSP(-)	18	GN	TXL	239481R1		PS1	-	2644000R1		
PVSK(-)	18	GN	TXL	239481R1		PS1	-	2644000R1		
PVSN(-)	18	GN	TXL	239481R1		PS1	-	2644000R1		
PVSP(-)	18	GN	TXL	239481R1		PS1	-	2644000R1		
PYSH(-)	18	GN	TXL	239481R1		PS1	-	2644000R1		
PYSN(-)	18	GN	TXL	239481R1		PS1	-	2644000R1		
PYSP(-)	18	GN	TXL	239481R1		PS1	-	2644000R1		
PZSK(-)	18	GN	TXL	239481R1		PS1	-	2644000R1		
PZSN(-)	18	GN	TXL	239481R1		PS1	-	2644000R1		
PZSP(-)	18	GN	TXL	239481R1		PS1	-	2644000R1		
RDSM(-)	18	GN	TXL	239481R1		PS1	-	2644000R1		
RDSN(-)	18	GN	TXL	239481R1		PS1	-	2644000R1		
RDSP(-)	18	GN	TXL	239481R1		PS1	-	2644000R1		
RGSH(-)	18	GN	TXL	239481R1		PS1	-	2644000R1		
RGSN(-)	18	GN	TXL	239481R1		PS1	-	2644000R1		
RGSP(-)	18	GN	TXL	239481R1		PS1	-	2644000R1		
RJSM(-)	18	GN	TXL	239481R1		PS1	-	2644000R1		
RJSN(-)	18	GN	TXL	239481R1		PS1	-	2644000R1		
RJSP(-)	18	GN	TXL	239481R1		PS1	-	2644000R1		
RMSM(-)	18	GN	TXL	239481R1		PS1	-	2644000R1		
RMSN(-)	18	GN	TXL	239481R1		PS1	-	2644000R1		
RMSP(-)	18	GN	TXL	239481R1		PS1	-	2644000R1		
RRSM(-)	18	GN	TXL	239481R1		PS1	-	2644000R1		
RRSN(-)	18	GN	TXL	239481R1		PS1	-	2644000R1		
RRSP(-)	18	GN	TXL	239481R1		PS1	-	2644000R1		
RSSM(-)	18	GN	TXL	239481R1		PS1	-	2644000R1		
RSSN(-)	18	GN	TXL	239481R1		PS1	-	2644000R1		
RSSP(-)	18	GN	TXL	239481R1		PS1	-	2644000R1		
RUSK(-)	18	GN	TXL	239481R1		PS1	-	2644000R1		
RUSN(-)	18	GN	TXL	239481R1		PS1	-	2644000R1		
RUSP(-)	18	GN	TXL	239481R1		PS1	-	2644000R1		
RXSM(-)	18	GN	TXL	239481R1		PS1	-	2644000R1		
RXSN(-)	18	GN	TXL	239481R1		PS1	-	2644000R1		
RXSP(-)	18	GN	TXL	239481R1		PS1	-	2644000R1		
RZSH(-)	18	GN	TXL	239481R1		PS1	-	2644000R1		
RZSN(-)	18	GN	TXL	239481R1		PS1	-	2644000R1		
RZSP(-)	18	GN	TXL	239481R1		PS1	-	2644000R1		
SBSM(-)	18	GN	TXL	239481R1		PS1	-	2644000R1		
SBSN(-)	18	GN	TXL	239481R1		PS1	-	2644000R1		

Circuit Number	Gauge	Color	Insulation	Terminal / Splice Number	Connector Part Number	Connector Number	Cavity	Seal/Sleeve	Lock 1	Lock 2
5BSP(-)	18	GN	TXL	239481R1		PS1	-	2644000R1		
5C5M(-)	18	GN	TXL	239481R1		PS1	-	2644000R1		
5C5N(-)	18	GN	TXL	239481R1		PS1	-	2644000R1		
5C5P(-)	18	GN	TXL	239481R1		PS1	-	2644000R1		
5D5H(-)	18	GN	TXL	239481R1		PS1	-	2644000R1		
5D5N(-)	18	GN	TXL	239481R1		PS1	-	2644000R1		
5D5P(-)	18	GN	TXL	239481R1		PS1	-	2644000R1		
5E5K(-)	18	GN	TXL	239481R1		PS1	-	2644000R1		
5E5N(-)	18	GN	TXL	239481R1		PS1	-	2644000R1		
5E5P(-)	18	GN	TXL	239481R1		PS1	-	2644000R1		
5N5K(-)	18	GN	TXL	239481R1		PS1	-	2644000R1		
5N5N(-)	18	GN	TXL	239481R1		PS1	-	2644000R1		
5N5P(-)	18	GN	TXL	239481R1		PS1	-	2644000R1		
5P5K(-)	18	GN	TXL	239481R1		PS1	-	2644000R1		
5P5N(-)	18	GN	TXL	239481R1		PS1	-	2644000R1		
5P5P(-)	18	GN	TXL	239481R1		PS1	-	2644000R1		
5R5K(-)	18	GN	TXL	239481R1		PS1	-	2644000R1		
5R5N(-)	18	GN	TXL	239481R1		PS1	-	2644000R1		
5R5P(-)	18	GN	TXL	239481R1		PS1	-	2644000R1		
VC5K(-)	18	GN	TXL	239481R1		PS1	-	2644000R1		
VC5N(-)	18	GN	TXL	239481R1		PS1	-	2644000R1		
VC5P(-)	18	GN	TXL	239481R1		PS1	-	2644000R1		
VD5N(-)	18	GN	TXL	239481R1		PS1	-	2644000R1		
VD5P(-)	18	GN	TXL	239481R1		PS1	-	2644000R1		
VE5K(-)	18	GN	TXL	239481R1		PS1	-	2644000R1		
VE5N(-)	18	GN	TXL	239481R1		PS1	-	2644000R1		
VE5P(-)	18	GN	TXL	239481R1		PS1	-	2644000R1		
VG5K(-)	18	GN	TXL	239481R1		PS1	-	2644000R1		
VG5N(-)	18	GN	TXL	239481R1		PS1	-	2644000R1		
VG5P(-)	18	GN	TXL	239481R1		PS1	-	2644000R1		
YX5K(-)	18	GN	TXL	239481R1		PS1	-	2644000R1		
YX5N(-)	18	GN	TXL	239481R1		PS1	-	2644000R1		
YX5P(-)	18	GN	TXL	239481R1		PS1	-	2644000R1		
YZ5K(-)	18	GN	TXL	239481R1		PS1	-	2644000R1		
YZ5N(-)	18	GN	TXL	239481R1		PS1	-	2644000R1		
YZ5P(-)	18	GN	TXL	239481R1		PS1	-	2644000R1		
2H5H(+)	18	YL	TXL	239481R1		PS2	-	2644000R1		
2H5N(+)	18	YL	TXL	239481R1		PS2	-	2644000R1		
2H5P(+)	18	YL	TXL	239481R1		PS2	-	2644000R1		
2J5K(+)	18	YL	TXL	239481R1		PS2	-	2644000R1		
2J5N(+)	18	YL	TXL	239481R1		PS2	-	2644000R1		
2J5P(+)	18	YL	TXL	239481R1		PS2	-	2644000R1		
2L5M(+)	18	YL	TXL	239481R1		PS2	-	2644000R1		
2L5N(+)	18	YL	TXL	239481R1		PS2	-	2644000R1		
2L5P(+)	18	YL	TXL	239481R1		PS2	-	2644000R1		
2M5H(+)	18	YL	TXL	239481R1		PS2	-	2644000R1		
2M5N(+)	18	YL	TXL	239481R1		PS2	-	2644000R1		
2M5P(+)	18	YL	TXL	239481R1		PS2	-	2644000R1		
2W5M(+)	18	YL	TXL	239481R1		PS2	-	2644000R1		
2W5N(+)	18	YL	TXL	239481R1		PS2	-	2644000R1		
2W5P(+)	18	YL	TXL	239481R1		PS2	-	2644000R1		
2Y5M(+)	18	YL	TXL	239481R1		PS2	-	2644000R1		
2Y5N(+)	18	YL	TXL	239481R1		PS2	-	2644000R1		
2Y5P(+)	18	YL	TXL	239481R1		PS2	-	2644000R1		
2Z5M(+)	18	YL	TXL	239481R1		PS2	-	2644000R1		
2Z5N(+)	18	YL	TXL	239481R1		PS2	-	2644000R1		
2Z5P(+)	18	YL	TXL	239481R1		PS2	-	2644000R1		
3C5K(+)	18	YL	TXL	239481R1		PS2	-	2644000R1		
3C5N(+)	18	YL	TXL	239481R1		PS2	-	2644000R1		
3C5P(+)	18	YL	TXL	239481R1		PS2	-	2644000R1		
3D5M(+)	18	YL	TXL	239481R1		PS2	-	2644000R1		
3D5N(+)	18	YL	TXL	239481R1		PS2	-	2644000R1		
3D5P(+)	18	YL	TXL	239481R1		PS2	-	2644000R1		
3E5M(+)	18	YL	TXL	239481R1		PS2	-	2644000R1		
3E5N(+)	18	YL	TXL	239481R1		PS2	-	2644000R1		
3E5P(+)	18	YL	TXL	239481R1		PS2	-	2644000R1		
3J5M(+)	18	YL	TXL	239481R1		PS2	-	2644000R1		
3J5N(+)	18	YL	TXL	239481R1		PS2	-	2644000R1		
3J5P(+)	18	YL	TXL	239481R1		PS2	-	2644000R1		
3M5M(+)	18	YL	TXL	239481R1		PS2	-	2644000R1		
3M5N(+)	18	YL	TXL	239481R1		PS2	-	2644000R1		
3M5P(+)	18	YL	TXL	239481R1		PS2	-	2644000R1		
3R5H(+)	18	YL	TXL	239481R1		PS2	-	2644000R1		
3R5N(+)	18	YL	TXL	239481R1		PS2	-	2644000R1		
3R5P(+)	18	YL	TXL	239481R1		PS2	-	2644000R1		
3U5K(+)	18	YL	TXL	239481R1		PS2	-	2644000R1		
3U5N(+)	18	YL	TXL	239481R1		PS2	-	2644000R1		
3U5P(+)	18	YL	TXL	239481R1		PS2	-	2644000R1		
3W5K(+)	18	YL	TXL	239481R1		PS2	-	2644000R1		
3W5N(+)	18	YL	TXL	239481R1		PS2	-	2644000R1		
3W5P(+)	18	YL	TXL	239481R1		PS2	-	2644000R1		
3Z5M(+)	18	YL	TXL	239481R1		PS2	-	2644000R1		
3Z5N(+)	18	YL	TXL	239481R1		PS2	-	2644000R1		
3Z5P(+)	18	YL	TXL	239481R1		PS2	-	2644000R1		
4E5K(+)	18	YL	TXL	239481R1		PS2	-	2644000R1		
4E5N(+)	18	YL	TXL	239481R1		PS2	-	2644000R1		
4E5P(+)	18	YL	TXL	239481R1		PS2	-	2644000R1	3610532C1	
4J5M(+)	18	YL	TXL	239481R1		PS2	-	2644000R1		
4J5N(+)	18	YL	TXL	239481R1		PS2	-	2644000R1		
4J5P(+)	18	YL	TXL	239481R1		PS2	-	2644000R1		
4L5H(+)	18	YL	TXL	239481R1		PS2	-	2644000R1		
4L5N(+)	18	YL	TXL	239481R1		PS2	-	2644000R1		
4L5P(+)	18	YL	TXL	239481R1		PS2	-	2644000R1		
4N5M(+)	18	YL	TXL	239481R1		PS2	-	2644000R1		
4N5N(+)	18	YL	TXL	239481R1		PS2	-	2644000R1		
4N5P(+)	18	YL	TXL	239481R1		PS2	-	2644000R1		
6E5Q(+)	18	YL	TXL	239481R1		PS2	-	2644000R1		
6E5R(+)	18	YL	TXL	239481R1		PS2	-	2644000R1		
6E5S(+)	18	YL	TXL	239481R1		PS2	-	2644000R1		
9K5H(+)	18	YL	TXL	239481R1		PS2	-	2644000R1		
9K5N(+)	18	YL	TXL	239481R1		PS2	-	2644000R1		
9K5P(+)	18	YL	TXL	239481R1		PS2	-	2644000R1		
9L5M(+)	18	YL	TXL	239481R1		PS2	-	2644000R1		
9L5N(+)	18	YL	TXL	239481R1		PS2	-	2644000R1		
9L5P(+)	18	YL	TXL	239481R1		PS2	-	2644000R1		
9P5H(+)	18	YL	TXL	239481R1		PS2	-	2644000R1		
9P5N(+)	18	YL	TXL	239481R1		PS2	-	2644000R1		
9P5P(+)	18	YL	TXL	239481R1		PS2	-	2644000R1		
9T5H(+)	18	YL	TXL	239481R1		PS2	-	2644000R1		
9T5N(+)	18	YL	TXL	239481R1		PS2	-	2644000R1		
9T5P(+)	18	YL	TXL	239481R1		PS2	-	2644000R1	1661874C1	
9V5M(+)	18	YL	TXL	239481R1		PS2	-	2644000R1		
9V5N(+)	18	YL	TXL	239481R1		PS2	-	2644000R1		
9V5P(+)	18	YL	TXL	239481R1		PS2	-	2644000R1		
9W5M(+)	18	YL	TXL	239481R1		PS2	-	2644000R1		

Circuit Number	Gauge	Color	Insulation	Terminal / Splice Number	Connector Part Number	Connector Number	Cavity	Seal/Sleeve	Lock 1	Lock 2
9WSN(+)	18	YL	TXL	239481R1		PS2	-	2644000R1		
9WSP(+)	18	YL	TXL	239481R1		PS2	-	2644000R1		
JC5M(+)	18	YL	TXL	239481R1		PS2	-	2644000R1		
JC5N(+)	18	YL	TXL	239481R1		PS2	-	2644000R1		
JC5P(+)	18	YL	TXL	239481R1		PS2	-	2644000R1		
JD5M(+)	18	YL	TXL	239481R1		PS2	-	2644000R1		
JD5N(+)	18	YL	TXL	239481R1		PS2	-	2644000R1		
JD5P(+)	18	YL	TXL	239481R1		PS2	-	2644000R1		
JF5H(+)	18	YL	TXL	239481R1		PS2	-	2644000R1		
JF5N(+)	18	YL	TXL	239481R1		PS2	-	2644000R1		
JF5P(+)	18	YL	TXL	239481R1		PS2	-	2644000R1		
JG5K(+)	18	YL	TXL	239481R1		PS2	-	2644000R1		
JG5N(+)	18	YL	TXL	239481R1		PS2	-	2644000R1		
JG5P(+)	18	YL	TXL	239481R1		PS2	-	2644000R1		
LC5H(+)	18	YL	TXL	239481R1		PS2	-	2644000R1		
LC5N(+)	18	YL	TXL	239481R1		PS2	-	2644000R1		
LC5P(+)	18	YL	TXL	239481R1		PS2	-	2644000R1		
LD5K(+)	18	YL	TXL	239481R1		PS2	-	2644000R1		
LD5N(+)	18	YL	TXL	239481R1		PS2	-	2644000R1		
LD5P(+)	18	YL	TXL	239481R1		PS2	-	2644000R1		
LE5K(+)	18	YL	TXL	239481R1		PS2	-	2644000R1		
LE5N(+)	18	YL	TXL	239481R1		PS2	-	2644000R1		
LE5P(+)	18	YL	TXL	239481R1		PS2	-	2644000R1		
LF5K(+)	18	YL	TXL	239481R1		PS2	-	2644000R1		
LF5N(+)	18	YL	TXL	239481R1		PS2	-	2644000R1		
LF5P(+)	18	YL	TXL	239481R1		PS2	-	2644000R1		
LS5F(+)	18	YL	TXL	239481R1		PS2	-	2644000R1		
LS5N(+)	18	YL	TXL	239481R1		PS2	-	2644000R1		
LS5P(+)	18	YL	TXL	239481R1		PS2	-	2644000R1		
LU5K(+)	18	YL	TXL	239481R1		PS2	-	2644000R1		
LU5N(+)	18	YL	TXL	239481R1		PS2	-	2644000R1		
LU5P(+)	18	YL	TXL	239481R1		PS2	-	2644000R1		
LV5K(+)	18	YL	TXL	239481R1		PS2	-	2644000R1		
LV5N(+)	18	YL	TXL	239481R1		PS2	-	2644000R1		
LV5P(+)	18	YL	TXL	239481R1		PS2	-	2644000R1		
PV5K(+)	18	YL	TXL	239481R1		PS2	-	2644000R1		
PV5N(+)	18	YL	TXL	239481R1		PS2	-	2644000R1		
PV5P(+)	18	YL	TXL	239481R1		PS2	-	2644000R1		
PY5H(+)	18	YL	TXL	239481R1		PS2	-	2644000R1		
PY5N(+)	18	YL	TXL	239481R1		PS2	-	2644000R1		
PY5P(+)	18	YL	TXL	239481R1		PS2	-	2644000R1		
PZ5K(+)	18	YL	TXL	239481R1		PS2	-	2644000R1		
PZ5N(+)	18	YL	TXL	239481R1		PS2	-	2644000R1		
PZ5P(+)	18	YL	TXL	239481R1		PS2	-	2644000R1		
RD5M(+)	18	YL	TXL	239481R1		PS2	-	2644000R1		
RD5N(+)	18	YL	TXL	239481R1		PS2	-	2644000R1		
RD5P(+)	18	YL	TXL	239481R1		PS2	-	2644000R1		
RG5H(+)	18	YL	TXL	239481R1		PS2	-	2644000R1		
RG5N(+)	18	YL	TXL	239481R1		PS2	-	2644000R1		
RG5P(+)	18	YL	TXL	239481R1		PS2	-	2644000R1		
RJ5M(+)	18	YL	TXL	239481R1		PS2	-	2644000R1		
RJ5N(+)	18	YL	TXL	239481R1		PS2	-	2644000R1		
RJ5P(+)	18	YL	TXL	239481R1		PS2	-	2644000R1		
RM5M(+)	18	YL	TXL	239481R1		PS2	-	2644000R1		
RM5N(+)	18	YL	TXL	239481R1		PS2	-	2644000R1		
RM5P(+)	18	YL	TXL	239481R1		PS2	-	2644000R1		
RR5M(+)	18	YL	TXL	239481R1		PS2	-	2644000R1		
RR5N(+)	18	YL	TXL	239481R1		PS2	-	2644000R1		
RR5P(+)	18	YL	TXL	239481R1		PS2	-	2644000R1		
RS5M(+)	18	YL	TXL	239481R1		PS2	-	2644000R1		
RS5N(+)	18	YL	TXL	239481R1		PS2	-	2644000R1		
RS5P(+)	18	YL	TXL	239481R1		PS2	-	2644000R1		
RU5K(+)	18	YL	TXL	239481R1		PS2	-	2644000R1		
RU5N(+)	18	YL	TXL	239481R1		PS2	-	2644000R1		
RU5P(+)	18	YL	TXL	239481R1		PS2	-	2644000R1		
RX5M(+)	18	YL	TXL	239481R1		PS2	-	2644000R1		
RX5N(+)	18	YL	TXL	239481R1		PS2	-	2644000R1		
RX5P(+)	18	YL	TXL	239481R1		PS2	-	2644000R1		
RZ5H(+)	18	YL	TXL	239481R1		PS2	-	2644000R1		
RZ5N(+)	18	YL	TXL	239481R1		PS2	-	2644000R1		
RZ5P(+)	18	YL	TXL	239481R1		PS2	-	2644000R1		
SB5M(+)	18	YL	TXL	239481R1		PS2	-	2644000R1		
SB5N(+)	18	YL	TXL	239481R1		PS2	-	2644000R1		
SB5P(+)	18	YL	TXL	239481R1		PS2	-	2644000R1		
SC5M(+)	18	YL	TXL	239481R1		PS2	-	2644000R1		
SC5N(+)	18	YL	TXL	239481R1		PS2	-	2644000R1		
SC5P(+)	18	YL	TXL	239481R1		PS2	-	2644000R1		
SD5H(+)	18	YL	TXL	239481R1		PS2	-	2644000R1		
SD5N(+)	18	YL	TXL	239481R1		PS2	-	2644000R1		
SD5P(+)	18	YL	TXL	239481R1		PS2	-	2644000R1		
SE5K(+)	18	YL	TXL	239481R1		PS2	-	2644000R1		
SE5N(+)	18	YL	TXL	239481R1		PS2	-	2644000R1		
SE5P(+)	18	YL	TXL	239481R1		PS2	-	2644000R1		
SN5K(+)	18	YL	TXL	239481R1		PS2	-	2644000R1		
SN5N(+)	18	YL	TXL	239481R1		PS2	-	2644000R1		
SN5P(+)	18	YL	TXL	239481R1		PS2	-	2644000R1		
SP5K(+)	18	YL	TXL	239481R1		PS2	-	2644000R1		
SP5N(+)	18	YL	TXL	239481R1		PS2	-	2644000R1		
SP5P(+)	18	YL	TXL	239481R1		PS2	-	2644000R1		
SR5K(+)	18	YL	TXL	239481R1		PS2	-	2644000R1		
SR5N(+)	18	YL	TXL	239481R1		PS2	-	2644000R1		
SR5P(+)	18	YL	TXL	239481R1		PS2	-	2644000R1		
VC5K(+)	18	YL	TXL	239481R1		PS2	-	2644000R1		
VC5N(+)	18	YL	TXL	239481R1		PS2	-	2644000R1		
VC5P(+)	18	YL	TXL	239481R1		PS2	-	2644000R1		
VD5K(+)	18	YL	TXL	239481R1		PS2	-	2644000R1		
VD5K(-)	18	GN	TXL	239481R1		PS2	-	2644000R1		
VD5N(+)	18	YL	TXL	239481R1		PS2	-	2644000R1		
VD5P(+)	18	YL	TXL	239481R1		PS2	-	2644000R1		
VE5K(+)	18	YL	TXL	239481R1		PS2	-	2644000R1		
VE5N(+)	18	YL	TXL	239481R1		PS2	-	2644000R1		
VE5P(+)	18	YL	TXL	239481R1		PS2	-	2644000R1		
VG5K(+)	18	YL	TXL	239481R1		PS2	-	2644000R1		
VG5N(+)	18	YL	TXL	239481R1		PS2	-	2644000R1		
VG5P(+)	18	YL	TXL	239481R1		PS2	-	2644000R1		
YX5K(+)	18	YL	TXL	239481R1		PS2	-	2644000R1		
YX5N(+)	18	YL	TXL	239481R1		PS2	-	2644000R1		
YX5P(+)	18	YL	TXL	239481R1		PS2	-	2644000R1		
YZ5K(+)	18	YL	TXL	239481R1		PS2	-	2644000R1		
YZ5N(+)	18	YL	TXL	239481R1		PS2	-	2644000R1		
YZ5P(+)	18	YL	TXL	239481R1		PS2	-	2644000R1		
DY54-GX	16	WH	TXL	239481R1		PS3	-	2644000R1		
DY54-GXA	16	WH	TXL	239481R1		PS3	-	2644000R1		
DY54-GXB	20	WH	TXL	239481R1		PS3	-	2644000R1		
PA54-GX	16	WH	TXL	239481R1		PS3	-	2644000R1		

Circuit Number	Gauge	Color	Insulation	Terminal / Splice Number	Connector Part Number	Connector Number	Cavity	Seal/Sleeve	Lock 1	Lock 2
PAS4-GXA	16	WH	TXL	239481R1		PS3	-	2644000R1		
PAS4-GXB	20	WH	TXL	239481R1		PS3	-	2644000R1		
VF5H(-)	18	GN	TXL	239481R1		PS4	-	2644000R1		
VF5N(-)	18	GN	TXL	239481R1		PS4	-	2644000R1		
VF5P(-)	18	GN	TXL	239481R1		PS4	-	2644000R1		
VH5K(-)	18	GN	TXL	239481R1		PS4	-	2644000R1		
VH5N(-)	18	GN	TXL	239481R1		PS4	-	2644000R1		
VH5P(-)	18	GN	TXL	239481R1		PS4	-	2644000R1		
YJ5A(+)	18	YL	TXL	239481R1		PS4	-	2644000R1		
YJ5B(+)	18	YL	TXL	239481R1		PS4	-	2644000R1		
YJ5C(+)	18	YL	TXL	239481R1		PS4	-	2644000R1		
VF5H(+)	18	YL	TXL	239481R1		PS5	-	2644000R1		
VF5N(+)	18	YL	TXL	239481R1		PS5	-	2644000R1		
VF5P(+)	18	YL	TXL	239481R1		PS5	-	2644000R1		
VH5K(+)	18	YL	TXL	239481R1		PS5	-	2644000R1		
VH5N(+)	18	YL	TXL	239481R1		PS5	-	2644000R1		
VH5P(+)	18	YL	TXL	239481R1		PS5	-	2644000R1		
YJ5A(-)	18	GN	TXL	239481R1		PS5	-	2644000R1		
YJ5B(-)	18	GN	TXL	239481R1		PS5	-	2644000R1		
YJ5C(-)	18	GN	TXL	239481R1		PS5	-	2644000R1		
XZ94SV	16	GY	TXL	239481R1		RS1	-	2644000R1		
XZ94SVC	16	GY	TXL	239481R1		RS1	-	2644000R1		
XZ94SVD	16	GY	TXL	239481R1		RS1	-	2644000R1		
XZ94SZ	16	GY	TXL	239481R1		RS2	-	2644000R1		
XZ94SZC	16	GY	TXL	239481R1		RS2	-	2644000R1		
XZ94SZD	16	GY	TXL	239481R1		RS2	-	2644000R1		
MAS4X	16	OR	GXL	382181C1		SAS1	-	2644000R1		
MAS4XB	16	OR	GXL	382181C1		SAS1	-	2644000R1		
MAS4XC	16	OR	GXL	382181C1		SAS1	-	2644000R1		
MAS8CB	16	BN	GXL	382181C1		SAS1	-	2644000R1		
J11GB	16	WH	GXL	239481R1		SAS1	-	2644000R1		
J11GBA	16	WH	GXL	239481R1		SAS1	-	2644000R1		
J11GBB	16	WH	GXL	239481R1		SAS1	-	2644000R1		
AF62AS	16	DKBL	GXL	239481R1		SAS2	-	2644000R1		
AF62D	18	DKBL	GXL	239481R1		SAS2	-	2644000R1		
AF62J	18	DKBL	GXL	239481R1		SAS2	-	2644000R1		
AF62K	18	DKBL	GXL	239481R1		SAS2	-	2644000R1		
J56A	16	OR	GXL	239481R1		SAS2	-	2644000R1		
J56AA	16	OR	GXL	239481R1		SAS2	-	2644000R1		
J56AB	16	OR	GXL	239481R1		SAS2	-	2644000R1		
AD62AS	16	DKBL	GXL	239481R1		SAS3	-	2644000R1		
AD62B	18	DKBL	GXL	239481R1		SAS3	-	2644000R1		
AD62D	18	DKBL	GXL	239481R1		SAS3	-	2644000R1		
J58A	16	BN	GXL	239481R1		SAS3	-	2644000R1		
J58AA	16	BN	GXL	239481R1		SAS3	-	2644000R1		
J58AB	16	BN	GXL	239481R1		SAS3	-	2644000R1		
AM62AS	16	DKBL	GXL	239481R1		SAS4	-	2644000R1		
AM62B	18	DKBL	GXL	239481R1		SAS4	-	2644000R1		
AM62D	18	DKBL	GXL	239481R1		SAS4	-	2644000R1		
AP62AS	18	DKBL	GXL	239481R1		SAS5	-	2644000R1		
AP62D	18	DKBL	GXL	239481R1		SAS5	-	2644000R1		
AP62J	18	DKBL	GXL	239481R1		SAS5	-	2644000R1		
AP62K	18	DKBL	GXL	239481R1		SAS5	-	2644000R1		
B(+)	8	RD	GXL	239481R1		SBS1	-	2644000R1		
BATTA	10	RD	GXL	239481R1		SBS1	-	2644000R1		
BATTB	10	RD	GXL	239481R1		SBS1	-	2644000R1		
RN49-GA	18	WH	GXL	239481R1		SBS1	-	2644000R1		
RN49-GB	18	WH	GXL	239481R1		SBS1	-	2644000R1		
RN49-GC	18	WH	GXL	239481R1		SBS1	-	2644000R1		
K2	0	RD	SGX	239481R1		SBS1	-	2644000R1		
K2A-FL	18	RS	BAR	239481R1		SBS1	-	2644000R1		
K2B-FL	18	RS	BAR	239481R1		SBS1	-	2644000R1		
K2C-FL	18	RS	BAR	239481R1		SBS1	-	2644000R1		
K2D-FL	18	RS	BAR	239481R1		SBS1	-	2644000R1		
J63SB	18	DKBL	GXL	239481R1		SBS1	-	2644000R1		
J63SBA	18	DKBL	GXL	239481R1		SBS1	-	2644000R1		
J63SBB	18	DKBL	GXL	239481R1		SBS1	-	2644000R1		
NK68T	10	BN	GXL	382181C1		SBS2	-	2644000R1		
NK68U	10	BN	TXL	382181C1		SBS2	-	2644000R1		
NK68W	10	BN	GXL	382181C1		SBS2	-	2644000R1		
B(-)	8	WH	GXL	239481R1		SBS2	-	2644000R1		
GRD-C	10	LTGN	GXL	239481R1		SBS2	-	2644000R1		
GRD-D	10	LTGN	GXL	239481R1		SBS2	-	2644000R1		
J63-GSD	18	WH	GXL	239481R1		SBS2	-	2644000R1		
J63-GSDA	18	WH	GXL	239481R1		SBS2	-	2644000R1		
J63-GSDB	18	WH	GXL	239481R1		SBS2	-	2644000R1		
NK57T	10	LTGN	GXL	382181C1		SBS5	-	2644000R1		
NK57U	10	LTGN	GXL	382181C1		SBS5	-	2644000R1		
NK57W	10	LTGN	GXL	382181C1		SBS5	-	2644000R1		
NY6SBC	14	OR	GXL	382181C1		SBS6	-	2644000R1		
NY6SBD	16	OR	GXL	382181C1		SBS6	-	2644000R1		
NY6SBE	16	OR	GXL	382181C1		SBS6	-	2644000R1		
BA6	18	GY	GXL	239481R1		SCS1	-	2644000R1		
BA6A	18	GY	GXL	239481R1		SCS1	-	2644000R1		
BA6B	18	GY	GXL	239481R1		SCS1	-	2644000R1		
BA6C	18	GY	GXL	239481R1		SCS1	-	2644000R1		
D58-GL	18	WH	GXL	239481R1		SCS1	-	2644000R1		
D63-GA	16	WH	GXL	239481R1		SCS1	-	2644000R1		
D63-GL	16	WH	TXL	239481R1		SCS1	-	2644000R1		
D58L	18	BN	GXL	382181C1		SCS1	-	2644000R1		
D58M	18	BN	GXL	382181C1		SCS1	-	2644000R1		
D58N	18	BN	GXL	382181C1		SCS1	-	2644000R1		
D58P	18	BN	GXL	382181C1		SCS1	-	2644000R1		
D58R	18	BN	GXL	382181C1		SCS1	-	2644000R1		
D58Z	18	BN	GXL	382181C1		SCS1	-	2644000R1		
C63-GE	18	WH	GXL	239481R1		SCS1	-	2644000R1		
C63-GL	16	WH	GXL	239481R1		SCS1	-	2644000R1		
C86-GF1	16	WH	GXL	239481R1		SCS1	-	2644000R1		
D58-GL	18	WH	GXL	239481R1		SCS1	-	2644000R1		
D63-GA	16	WH	GXL	239481R1		SCS1	-	2644000R1		
D63-GL	16	WH	TXL	239481R1		SCS1	-	2644000R1		
C63-GE	18	WH	GXL	239481R1		SCS1	-	2644000R1		
C63-GL	16	WH	GXL	239481R1		SCS1	-	2644000R1		
C86-GF	16	WH	GXL	239481R1		SCS1	-	2644000R1		
V63HB	18	DKBL	GXL	239481R1		SCS1	-	2644000R1		
V63HBD	18	DKBL	GXL	239481R1		SCS1	-	2644000R1		
V63HBE	18	DKBL	GXL	239481R1		SCS1	-	2644000R1		
BC9N	18	GY	GXL	382182C1		SCS2	-	2644000R1		
BH9	18	GY	GXL	382182C1		SCS2	-	2644000R1		
BH9C	18	GY	TXL	382182C1		SCS2	-	2644000R1		
BH9D	18	GY	TXL	382182C1		SCS2	-	2644000R1		
BH9E	18	GY	GXL	382182C1		SCS2	-	2644000R1		
BH9F	18	GY	GXL	382182C1		SCS2	-	2644000R1		
BH9H	18	GY	GXL	382182C1		SCS2	-	2644000R1		
BH9J	18	GY	GXL	382182C1		SCS2	-	2644000R1		

Circuit Number	Gauge	Color	Insulation	Terminal / Splice Number	Connector Part Number	Connector Number	Cavity	Seal/Sleeve	Lock 1	Lock 2
BH9K	18	GY	GXL	382182C1		SCS2	-	2644000R1		
BJ9	18	GY	GXL	382182C1		SCS2	-	2644000R1		
BJ9C	18	GY	TXL	382182C1		SCS2	-	2644000R1		
BJ9D	18	GY	TXL	382182C1		SCS2	-	2644000R1		
BJ9E	18	GY	GXL	382182C1		SCS2	-	2644000R1		
BJ9F	18	GY	GXL	382182C1		SCS2	-	2644000R1		
BJ9H	18	GY	GXL	382182C1		SCS2	-	2644000R1		
BJ9J	18	GY	GXL	382182C1		SCS2	-	2644000R1		
BJ9K	18	GY	GXL	382182C1		SCS2	-	2644000R1		
BM9	18	GY	GXL	382182C1		SCS2	-	2644000R1		
BM9C	18	GY	TXL	382182C1		SCS2	-	2644000R1		
BM9D	18	GY	TXL	382182C1		SCS2	-	2644000R1		
BM9E	18	GY	GXL	382182C1		SCS2	-	2644000R1		
BM9F	18	GY	GXL	382182C1		SCS2	-	2644000R1		
BM9H	18	GY	GXL	382182C1		SCS2	-	2644000R1		
BM9J	18	GY	GXL	382182C1		SCS2	-	2644000R1		
BM9K	18	GY	GXL	382182C1		SCS2	-	2644000R1		
BM9N	18	GY	GXL	382182C1		SCS2	-	2644000R1		
BN9	18	GY	GXL	382182C1		SCS2	-	2644000R1		
BN9C	18	GY	TXL	382182C1		SCS2	-	2644000R1		
BN9D	18	GY	TXL	382182C1		SCS2	-	2644000R1		
BN9E	18	GY	GXL	382182C1		SCS2	-	2644000R1		
BN9F	18	GY	GXL	382182C1		SCS2	-	2644000R1		
BN9H	18	GY	GXL	382182C1		SCS2	-	2644000R1		
BN9J	18	GY	GXL	382182C1		SCS2	-	2644000R1		
BN9K	18	GY	GXL	382182C1		SCS2	-	2644000R1		
BN9M	18	GY	GXL	382182C1		SCS2	-	2644000R1		
BN9N	18	GY	GXL	382182C1		SCS2	-	2644000R1		
BP9	18	GY	GXL	382182C1		SCS2	-	2644000R1		
BP9C	18	GY	TXL	382182C1		SCS2	-	2644000R1		
BP9D	18	GY	TXL	382182C1		SCS2	-	2644000R1		
BP9E	18	GY	GXL	382182C1		SCS2	-	2644000R1		
BP9F	18	GY	GXL	382182C1		SCS2	-	2644000R1		
BP9H	18	GY	GXL	382182C1		SCS2	-	2644000R1		
BP9J	18	GY	GXL	382182C1		SCS2	-	2644000R1		
BP9K	18	GY	GXL	382182C1		SCS2	-	2644000R1		
BP9M	18	GY	GXL	382182C1		SCS2	-	2644000R1		
BR9	18	GY	GXL	382182C1		SCS2	-	2644000R1		
BR9C	18	GY	TXL	382182C1		SCS2	-	2644000R1		
BR9D	18	GY	TXL	382182C1		SCS2	-	2644000R1		
BR9E	18	GY	GXL	382182C1		SCS2	-	2644000R1		
BR9F	18	GY	GXL	382182C1		SCS2	-	2644000R1		
BR9H	18	GY	GXL	382182C1		SCS2	-	2644000R1		
BR9J	18	GY	GXL	382182C1		SCS2	-	2644000R1		
BR9K	18	GY	GXL	382182C1		SCS2	-	2644000R1		
BR9M	18	GY	GXL	382182C1		SCS2	-	2644000R1		
D58-GD	18	WH	GXL	382181C1		SCS2	-	2644000R1		
D58-GE	18	WH	GXL	382181C1		SCS2	-	2644000R1		
D58-GF	18	WH	GXL	382181C1		SCS2	-	2644000R1		
D58-GH	18	WH	GXL	382181C1		SCS2	-	2644000R1		
D58-GJ	18	WH	GXL	382181C1		SCS2	-	2644000R1		
D63-GA	18	WH	GXL	382181C1		SCS2	-	2644000R1		
V63-GA	18	WH	GXL	239481R1		SCS2	-	2644000R1		
V63-GB	18	WH	GXL	239481R1		SCS2	-	2644000R1		
V63-GBD	18	WH	GXL	239481R1		SCS2	-	2644000R1		
V63-GBE	18	WH	GXL	239481R1		SCS2	-	2644000R1		
BE94SV	18	GY	GXL	239481R1		SCS3	-	2644000R1		
BE94SVA	18	GY	GXL	239481R1		SCS3	-	2644000R1		
BE94SVB	18	GY	GXL	239481R1		SCS3	-	2644000R1		
D58-GL	18	WH	GXL	382181C1		SCS3	-	2644000R1		
D63-GA	16	WH	GXL	382181C1		SCS3	-	2644000R1		
D63-GE	18	WH	GXL	382181C1		SCS3	-	2644000R1		
D63-GF	18	WH	GXL	382181C1		SCS3	-	2644000R1		
D63-GM	18	WH	GXL	382181C1		SCS3	-	2644000R1		
D86-GF	16	WH	GXL	382181C1		SCS3	-	2644000R1		
D180G	18	WH	TXL	468358C1		SCS3	-	2644000R1		
D58-GD	18	WH	GXL	468358C1		SCS3	-	2644000R1		
D58-GE	18	WH	GXL	468358C1		SCS3	-	2644000R1		
D58-GF	18	WH	GXL	468358C1		SCS3	-	2644000R1		
D58-GH	18	WH	GXL	468358C1		SCS3	-	2644000R1		
D58-GJ	18	WH	GXL	468358C1		SCS3	-	2644000R1		
D63-GA	16	WH	GXL	468358C1		SCS3	-	2644000R1		
D63-GE	18	WH	GXL	468358C1		SCS3	-	2644000R1		
D63-GF	18	WH	GXL	468358C1		SCS3	-	2644000R1		
D63-GM	18	WH	GXL	468358C1		SCS3	-	2644000R1		
D86-GF	16	WH	GXL	468358C1		SCS3	-	2644000R1		
D86GA	18	WH	TXL	468358C1		SCS3	-	2644000R1		
D58-GL	18	WH	GXL	382181C1		SCS3	-	2644000R1		
D63-GA	16	WH	GXL	382181C1		SCS3	-	2644000R1		
D63-GE	18	WH	GXL	382181C1		SCS3	-	2644000R1		
D63-GF	18	WH	GXL	382181C1		SCS3	-	2644000R1		
D63-GM	18	WH	GXL	382181C1		SCS3	-	2644000R1		
D86-GF	16	WH	GXL	382181C1		SCS3	-	2644000R1		
BE94SZ	18	GY	GXL	239481R1		SCS4	-	2644000R1		
BE94SZA	18	GY	GXL	239481R1		SCS4	-	2644000R1		
BE94SZB	18	GY	GXL	239481R1		SCS4	-	2644000R1		
D63C	18	DKBL	GXL	239481R1		SCS4	-	2644000R1		
D63E	18	DKBL	GXL	239481R1		SCS4	-	2644000R1		
D63M	18	DKBL	GXL	239481R1		SCS4	-	2644000R1		
D63C	18	DKBL	GXL	239481R1		SCS4	-	2644000R1		
D63E	18	DKBL	GXL	239481R1		SCS4	-	2644000R1		
D63M	18	DKBL	GXL	239481R1		SCS4	-	2644000R1		
D63C	18	DKBL	GXL	239481R1		SCS4	-	2644000R1		
D63E	18	DKBL	GXL	239481R1		SCS4	-	2644000R1		
D63M	18	DKBL	GXL	239481R1		SCS4	-	2644000R1		
BH11-GA	18	WH	GXL	239481R1		SDS1	-	2644000R1		
BH62-GDD	18	WH	TXL	239481R1		SDS1	-	2644000R1		
BH87-G	18	WH	TXL	239481R1		SDS1	-	2644000R1		
BM11-GA	18	WH	GXL	239481R1		SDS1	-	2644000R1		
BM62-GDD	18	WH	TXL	239481R1		SDS1	-	2644000R1		
BM87-G	18	WH	TXL	239481R1		SDS1	-	2644000R1		
BN11-GA	18	WH	GXL	239481R1		SDS1	-	2644000R1		
BN62-GDD	18	WH	TXL	239481R1		SDS1	-	2644000R1		
BN87-G	18	WH	TXL	239481R1		SDS1	-	2644000R1		
BP11-GA	18	WH	GXL	239481R1		SDS1	-	2644000R1		
BP62-GDD	18	WH	TXL	239481R1		SDS1	-	2644000R1		
BP87-G	18	WH	TXL	239481R1		SDS1	-	2644000R1		
MA11-G	10	WH	GXL	505040C1		SDS1	-	2644027R1		
MA11-GA	14	WH	GXL	505040C1		SDS1	-	2644027R1		
MA11-GB	14	WH	GXL	505040C1		SDS1	-	2644027R1		
MA11-GBB	16	WH	GXL	505040C1		SDS1	-	2644027R1		
MA11-GD	12	WH	GXL	505040C1		SDS1	-	2644027R1		
MA11-G	10	WH	GXL	239481R1		SDS1	-	2644000R1		
MA11-GA	14	WH	GXL	239481R1		SDS1	-	2644000R1		
MA11-GB	14	WH	GXL	239481R1		SDS1	-	2644000R1		

Circuit Number	Gauge	Color	Insulation	Terminal / Splice Number	Connector Part Number	Connector Number	Cavity	Seal/Sleeve	Lock 1	Lock 2
MA11-GD	12	WH	GXL	239481R1		SDS1	-	2644000R1		
MAS4-GA	16	WH	GXL	239481R1		SDS1	-	2644000R1		
MAS4-GBB	16	WH	GXL	239481R1		SDS1	-	2644000R1		
MA54-GE	16	VT	GXL	239481R1		SDS1	-	2644000R1		
RH9A	18	GY	GXL	239481R1		SDS1	-	2644000R1		
RH9B	18	GY	GXL	239481R1		SDS1	-	2644000R1		
RH9C	18	GY	GXL	239481R1		SDS1	-	2644000R1		
A14D	4	RD	SGX	1613947C1		SDS1	-	2644000R1		
A14D-FL	8	LTBL	FUS	1613947C1		SDS1	-	2644000R1		
KA41-GB	18	WH	TXL	239481R1		SDS2	-	2644000R1		
KA41-GC	18	WH	TXL	239481R1		SDS2	-	2644000R1		
KA41-GD	12	WH	GXL	239481R1		SDS2	-	2644000R1		
PN78A	16	LTGN	GXL	239481R1		SDS2	-	2644000R1		
PN78B	16	LTGN	GXL	239481R1		SDS2	-	2644000R1		
PN78C	16	LTGN	GXL	239481R1		SDS2	-	2644000R1		
NY65-GA	14	WH	GXL	382181C1		SDS7	-	2644000R1		
NY65-GB	16	WH	GXL	382181C1		SDS7	-	2644000R1		
NY65-GC	16	WH	GXL	382181C1		SDS7	-	2644000R1		
TW92#103	18	YL	TXL	239481R1		SDS8	-	2644000R1		
TW92A103	18	YL	TXL	239481R1		SDS8	-	2644000R1		
TW92B103	18	YL	TXL	239481R1		SDS8	-	2644000R1		
TW92C103	18	YL	TXL	239481R1		SDS8	-	2644000R1		
D63A	18	DKBL	GXL	239481R1		SES1	-	2644000R1		
D63B	16	DKBL	GXL	239481R1		SES1	-	2644000R1		
D63H	16	DKBL	GXL	239481R1		SES1	-	2644000R1		
D9D	16	GY	GXL	239481R1		SES2	-	2644000R1		
D9L	18	GY	GXL	239481R1		SES2	-	2644000R1		
D9N	16	GY	GXL	239481R1		SES2	-	2644000R1		
MAS8	14	BN	GXL	382181C1		SES2	-	2644000R1		
MAS8A	16	BN	GXL	382181C1		SES2	-	2644000R1		
MAS8B	16	BN	GXL	382181C1		SES2	-	2644000R1		
MAS8	14	BN	GXL	382181C1		SES2	-	2644000R1		
MAS8A	16	BN	GXL	382181C1		SES2	-	2644000R1		
MAS8B	16	BN	GXL	382181C1		SES2	-	2644000R1		
NX65BC	14	OR	GXL	382181C1		SES2	-	2644000R1		
NX65BD	16	OR	GXL	382181C1		SES2	-	2644000R1		
NX65BE	16	OR	GXL	382181C1		SES2	-	2644000R1		
PN78-G	16	WH	GXL	239481R1		SES3	-	2644000R1		
PN78-GA	16	WH	GXL	239481R1		SES3	-	2644000R1		
PN78-GB	16	WH	GXL	239481R1		SES3	-	2644000R1		
KF5R(+)	18	YL	TXL	239481R1		SES5	-	2644000R1		
KF5S(+)	20	YL	193	239481R1		SES5	-	2644000R1		
KF5TB(+)	18	YL	TXL	239481R1		SES5	-	2644000R1		
NX65-GA	14	WH	GXL	382181C1		SES5	-	2644000R1		
NX65-GB	16	WH	GXL	382181C1		SES5	-	2644000R1		
NX65-GC	16	WH	GXL	382181C1		SES5	-	2644000R1		
KF5R(-)	18	GN	TXL	239481R1		SES6	-	2644000R1		
KF5S(-)	20	GN	193	239481R1		SES6	-	2644000R1		
KF5TB(-)	18	GN	TXL	239481R1		SES6	-	2644000R1		
KH5R(+)	18	YL	TXL	239481R1		SES7	-	2644000R1		
KH5S(+)	20	YL	193	239481R1		SES7	-	2644000R1		
KH5TA(+)	18	YL	TXL	239481R1		SES7	-	2644000R1		
KH5R(-)	18	GN	TXL	239481R1		SES8	-	2644000R1		
KH5S(-)	20	GN	193	239481R1		SES8	-	2644000R1		
KH5TA(-)	18	GN	TXL	239481R1		SES8	-	2644000R1		
SC92#117	18	TN	TXL	239481R1		SGS17	-	2644000R1		
SC92#142	18	TN	TXL	239481R1		SGS17	-	2644000R1		
SC92A117	18	TN	TXL	239481R1		SGS17	-	2644000R1		
TD92#109	18	GY	TXL	239481R1		SGS3	-	2644000R1		
TD92#169	18	TN	TXL	239481R1		SGS3	-	2644000R1		
TD92-G	14	WH	GXL	239481R1		SGS3	-	2644000R1		
TD92#110	18	PK	TXL	239481R1		SGS4	-	2644000R1		
TD92#170	18	TN	TXL	239481R1		SGS4	-	2644000R1		
TD92A170	14	RD	GXL	239481R1		SGS4	-	2644000R1		
KH5TA(+)	18	YL	TXL	239481R1		SGS7	-	2644000R1		
KH5TB(+)	18	YL	TXL	239481R1		SGS7	-	2644000R1		
KH5V(+)	18	YL	TXL	239481R1		SGS7	-	2644000R1		
KH5TA(-)	18	GN	TXL	239481R1		SGS8	-	2644000R1		
KH5TB(-)	18	GN	TXL	239481R1		SGS8	-	2644000R1		
KH5V(-)	18	GN	TXL	239481R1		SGS8	-	2644000R1		
SV5U(+)	18	YL	TXL	239481R1		SHS9	-	2644000R1		
SV5UB(+)	18	YL	TXL	239481R1		SHS9	-	2644000R1		
SV5UE(+)	20	YL	193	239481R1		SHS9	-	2644000R1		
SV5U(+)	18	YL	TXL	239481R1		SHS9	-	2644000R1		
SV5UB(+)	18	YL	TXL	239481R1		SHS9	-	2644000R1		
SV5UE(+)	20	YL	193	239481R1		SHS9	-	2644000R1		
AP9	20	TN	150	239481R1		SMS1	-	2644000R1		
AP9A	18	TN	TXL	239481R1		SMS1	-	2644000R1		
AP9B	18	VT	TXL	239481R1		SMS1	-	2644000R1		
LE9	20	TN	150	239481R1		SMS1	-	2644000R1		
LE9A	18	TN	150	239481R1		SMS1	-	2644000R1		
LE9B	18	VT	TXL	239481R1		SMS1	-	2644000R1		
LF9	20	TN	150	239481R1		SMS1	-	2644000R1		
LF9A	18	TN	150	239481R1		SMS1	-	2644000R1		
LF9B	18	VT	TXL	239481R1		SMS1	-	2644000R1		
KA14H	14	RD	TXL	382181C1		SMS4	-	2644000R1		
KA14KAA	14	RD	TXL	382181C1		SMS4	-	2644000R1		
KA14KB	14	RD	TXL	382181C1		SMS4	-	2644000R1		
NK56T	10	YL	GXL	382181C1		SNS2	-	2644000R1		
NK56U	10	YL	GXL	382181C1		SNS2	-	2644000R1		
NK56W	10	YL	GXL	382181C1		SNS2	-	2644000R1		
NK70T	10	RD	GXL	382181C1		SNS5	-	2644000R1		
NK70U	10	RD	TXL	382181C1		SNS5	-	2644000R1		
NK70W	10	RD	GXL	382181C1		SNS5	-	2644000R1		
NK94T	10	GY	GXL	382181C1		SNS6	-	2644000R1		
NK94U	10	GY	TXL	382181C1		SNS6	-	2644000R1		
NK94W	10	GY	GXL	382181C1		SNS6	-	2644000R1		
PB68A	14	BN	GXL	382181C1		SNS7	-	2644000R1		
PB68B	14	BN	GXL	382181C1		SNS7	-	2644000R1		
PB68C	16	BN	GXL	382181C1		SNS7	-	2644000R1		
KL10A	16	BK	TXL	239481R1		SPX11	-	2644000R1		
KL10B	16	BK	TXL	239481R1		SPX11	-	2644000R1		
KL10C	10	BK	TXL	239481R1		SPX11	-	2644000R1		
SCA(+)	18	YL	TXL	239481R1		SS1	-	2644000R1		
SCC(+)	20	YL	193	239481R1		SS1	-	2644000R1		
SCD(+)	18	YL	TXL	239481R1		SS1	-	2644000R1		
DS8M	18	BN	GXL	382181C1		SS1	-	2644000R1		
DS8N	18	BN	GXL	382181C1		SS1	-	2644000R1		
DS8P	18	BN	GXL	382181C1		SS1	-	2644000R1		
DS8R	18	BN	GXL	382181C1		SS1	-	2644000R1		
DS8T	18	BN	GXL	382181C1		SS1	-	2644000R1		
DS8Z	18	BN	GXL	382181C1		SS1	-	2644000R1		
YELLOW	20	YL	TXL	239481R1		SS1	-	2644000R1		
YELLOWL	18	YL	GXL	239481R1		SS1	-	2644000R1		
YELLOWR	18	YL	GXL	239481R1		SS1	-	2644000R1		

Circuit Number	Gauge	Color	Insulation	Terminal / Splice Number	Connector Part Number	Connector Number	Cavity	Seal/Sleeve	Lock 1	Lock 2
5CA(+)	18	YL	TXL	239481R1		SS1	-	2644000R1		
5CC(+)	20	YL	193	239481R1		SS1	-	2644000R1		
5CD(+)	18	YL	TXL	23948 1R1		SS1	-	2644000R1		
EJ78F	18	LTGN	GXL	6102309C1		SS1	-	2644000R1		
EJ78FA	20	LTGN	TXL	6102309C1		SS1	-	2644000R1		
EJ78FB	20	LTGN	TXL	6102309C1		SS1	-	2644000R1		
AT62AS	16	DKBL	GXL	239481R1		SS1	-	2644000R1		
AT62B	18	DKBL	GXL	239481R1		SS1	-	2644000R1		
AT62D	18	DKBL	GXL	239481R1		SS1	-	2644000R1		
V6S	18	OR	GXL	239481R1		SS1	-	2644000R1		
V6SA	16	OR	TXL	239481R1		SS1	-	2644000R1		
V6SB	16	OR	TXL	239481R1		SS1	-	2644000R1		
AY5A(+)	18	YL	TXL	239481R1		SS1	-	2644000R1		
AY5B(+)	18	YL	TXL	239481R1		SS1	-	2644000R1		
AY5C(+)	18	YL	193	239481R1		SS1	-	2644000R1		
KA14A4	16	RD	TXL	382181C1		SS1	-	2644000R1		
KA14A4A	10	RD	TXL	382181C1		SS1	-	2644000R1		
KA14A5	16	RD	TXL	382181C1		SS1	-	2644000R1		
KA14A6	16	RD	TXL	382181C1		SS1	-	2644000R1		
5(-)	18	GN	TXL	382181C1		SS1	-	2644005R1		
5A(-)	18	GN	TXL	382181C1		SS1	-	2644005R1		
5B(-)	18	GN	TXL	382181C1		SS1	-	2644005R1		
WU67YA	20	PK	TXL	6102309C1		SS1	-	2644000R1		
WU67YB	20	PK	TXL	6102309C1		SS1	-	2644000R1		
WU67YC	20	PK	TXL	6102309C1		SS1	-	2644000R1		
WU67YA	20	PK	TXL	6102309C1		SS1	-	2644000R1		
WU67YB	20	PK	TXL	6102309C1		SS1	-	2644000R1		
WU67YC	20	PK	TXL	6102309C1		SS1	-	2644000R1		
NKS8T	10	BK	GXL	382181C1		SS1	-	2644000R1		
NKS8U	10	BK	GXL	382181C1		SS1	-	2644000R1		
NKS8W	10	BK	GXL	382181C1		SS1	-	2644000R1		
14-FL	10	RS	FUS	505040C1		SS1	-	2644027R1		
14B	6	RD	SGX	505040C1		SS1	-	2644027R1		
C54-GXD	16	WH	TXL	382182C1		SS1	-	2644000R1		
C54-GXL	16	WH	TXL	382182C1		SS1	-	2644000R1		
C54-GXM	16	WH	TXL	382182C1		SS1	-	2644000R1		
C54-GXN	16	WH	TXL	382182C1		SS1	-	2644000R1		
C54-GXP	16	WH	TXL	382182C1		SS1	-	2644000R1		
C54-GXR	16	WH	TXL	382182C1		SS1	-	2644000R1		
S54-GXD	16	WH	TXL	382182C1		SS1	-	2644000R1		
S54-GXE	16	WH	TXL	382182C1		SS1	-	2644000R1		
S54-GXF	16	WH	TXL	382182C1		SS1	-	2644000R1		
S54-GXG	16	WH	TXL	382182C1		SS1	-	2644000R1		
S54-GXH	16	WH	TXL	382182C1		SS1	-	2644000R1		
S54-GXJ	16	WH	TXL	382182C1		SS1	-	2644000R1		
S54-GXK	16	WH	TXL	382182C1		SS1	-	2644000R1		
14-FL	8	LTBL	FUS	505040C1		SS1	-	2644027R1		
14B	4	RD	SGX	505040C1		SS1	-	2644027R1		
M14	4	RD	SGX	505040C1		SS1	-	2644027R1		
M14A-FL	6	TN	FUS	505040C1		SS1	-	2644027R1		
N14Z	4	RD	SGX	505040C1		SS1	-	2644027R1		
UC9A	18	GY	GXL	239481R1		SS1	-	2644000R1		
UC9B	18	GY	GXL	239481R1		SS1	-	2644000R1		
UC9C	18	GY	GXL	239481R1		SS1	-	2644000R1		
VM2	2	RD	SGR	239481R1		SS1	-	2644000R1		
VM2A-FL	10	RS	FUS	239481R1		SS1	-	2644000R1		
VM2B-FL	10	RS	FUS	239481R1		SS1	-	2644000R1		
VH2	1	RD	SGR	239481R1		SS1	-	2644000R1		
VH2A-FL	10	RS	FUS	239481R1		SS1	-	2644000R1		
VH2B-FL	10	RS	FUS	239481R1		SS1	-	2644000R1		
VH2C-FL	10	RS	FUS	239481R1		SS1	-	2644000R1		
VG2	2	RD	SGR	239481R1		SS1	-	2644000R1		
VG2A-FL	10	RS	FUS	239481R1		SS1	-	2644000R1		
VG2B-FL	10	RS	FUS	239481R1		SS1	-	2644000R1		
K2	0	RD	SGR	239481R1		SS1	-	2644000R1		
K2A-FL	10	RS	FUS	239481R1		SS1	-	2644000R1		
K2B-FL	10	RS	FUS	239481R1		SS1	-	2644000R1		
K2C-FL	10	RS	FUS	239481R1		SS1	-	2644000R1		
K2D-FL	10	RS	FUS	239481R1		SS1	-	2644000R1		
LD2	2	RD	SGR	239481R1		SS1	-	2644000R1		
LD2A-FL	10	RS	FUS	239481R1		SS1	-	2644000R1		
LD2B-FL	10	RS	FUS	239481R1		SS1	-	2644000R1		
LC2	1	RD	SGR	239481R1		SS1	-	2644000R1		
LC2A-FL	10	RS	FUS	239481R1		SS1	-	2644000R1		
LC2B-FL	10	RS	FUS	239481R1		SS1	-	2644000R1		
LC2C-FL	10	RS	FUS	239481R1		SS1	-	2644000R1		
DL2	0	RD	SGR	239481R1		SS1	-	2644000R1		
DL2A-FL	10	RS	FUS	239481R1		SS1	-	2644000R1		
DL2B-FL	10	RS	FUS	239481R1		SS1	-	2644000R1		
DL2C-FL	10	RS	FUS	239481R1		SS1	-	2644000R1		
DL2D-FL	10	RS	FUS	239481R1		SS1	-	2644000R1		
VM2	2	RD	SGR	239481R1		SS1	-	2644000R1		
VM2A-FL	10	RS	FUS	239481R1		SS1	-	2644000R1		
VM2B-FL	10	RS	FUS	239481R1		SS1	-	2644000R1		
U11-GA	14	WH	GXL	382181C1		SS1	-	2644000R1		
U11-GAA	14	WH	TXL	382181C1		SS1	-	2644000R1		
U11-GAB	14	WH	TXL	382181C1		SS1	-	2644000R1		
U11-GAC	16	WH	TXL	382181C1		SS1	-	2644000R1		
U11-GAD	16	WH	TXL	382181C1		SS1	-	2644000R1		
U11-GA	14	WH	GXL	382182C1		SS1	-	2644000R1		
U11-GAA	14	WH	GXL	382182C1		SS1	-	2644000R1		
U11-GAB	14	WH	GXL	382182C1		SS1	-	2644000R1		
U11-GAC	16	WH	TXL	382182C1		SS1	-	2644000R1		
U11-GAD	16	WH	TXL	382182C1		SS1	-	2644000R1		
U11-GA	14	WH	GXL	239481R1		SS1	-	2644000R1		
U11-GAA	14	WH	TXL	239481R1		SS1	-	2644000R1		
U11-GAB	14	WH	TXL	239481R1		SS1	-	2644000R1		
U11-GAC	16	WH	TXL	239481R1		SS1	-	2644000R1		
U11-GAD	16	WH	TXL	239481R1		SS1	-	2644000R1		
5CB(-)	18	GN	TXL	239481R1		SS10	-	2644000R1		
5CD(-)	18	GN	TXL	239481R1		SS10	-	2644000R1		
5CE(-)	20	GN	193	239481R1		SS10	-	2644000R1		
5CB(-)	18	GN	TXL	239481R1		SS10	-	2644000R1		
5CD(-)	18	GN	TXL	239481R1		SS10	-	2644000R1		
5CE(-)	20	GN	193	239481R1		SS10	-	2644000R1		
5CB(-)	18	GN	TXL	239481R1		SS10	-	2644000R1		
5CD(-)	18	GN	TXL	239481R1		SS10	-	2644000R1		
5CE(-)	20	GN	193	239481R1		SS10	-	2644000R1		
AM10-AH	10	WH	TXL	239481R1		SS10	-	2644000R1		
AM10-H	10	WH	TXL	239481R1		SS10	-	2644000R1		
AM95-GB	16	BK	TXL	239481R1		SS10	-	2644000R1		
AM95-GL	16	BK	TXL	239481R1		SS10	-	2644000R1		
KA10-H	4	WH	SGX	505040C1		SS10	-	2644027R1		
KA10H2	10	WH	TXL	505040C1		SS10	-	2644027R1		
KA10H3	10	WH	TXL	505040C1		SS10	-	2644027R1		

Circuit Number	Gauge	Color	Insulation	Terminal / Splice Number	Connector Part Number	Connector Number	Cavity	Seal/Sleeve	Lock 1	Lock 2
YT56T	10	YL	GXL	382181C1		SS10	-	2644000R1		
YT56U	10	YL	GXL	382181C1		SS10	-	2644000R1		
YT56W	10	YL	GXL	382181C1		SS10	-	2644000R1		
VH71BA	12	OR	TXL	468358C1		SS10	-	2644000R1		
VH71BE	12	OR	TXL	468358C1		SS10	-	2644000R1		
VH71BF	12	OR	GXL	468358C1		SS10	-	2644000R1		
VH71BG	12	OR	TXL	468358C1		SS10	-	2644000R1		
KG5A(+)	18	YL	TXL	239481R1		SS100	-	2644000R1		
KG5AB(+)	18	YL	TXL	239481R1		SS100	-	2644000R1		
KG5AC(+)	18	YL	TXL	239481R1		SS100	-	2644000R1		
KG5AC(+)	18	YL	TXL	239481R1		SS101	-	2644000R1		
KG5AD(+)	18	YL	TXL	239481R1		SS101	-	2644000R1		
KG5AE(+)	20	YL	193	239481R1		SS101	-	2644000R1		
KG5A(-)	18	GN	TXL	239481R1		SS102	-	2644000R1		
KG5AB(-)	18	GN	TXL	239481R1		SS102	-	2644000R1		
KG5AC(-)	18	GN	TXL	239481R1		SS102	-	2644000R1		
KG5AC(-)	18	GN	TXL	239481R1		SS103	-	2644000R1		
KG5AD(-)	18	GN	TXL	239481R1		SS103	-	2644000R1		
KG5AE(-)	20	GN	193	239481R1		SS103	-	2644000R1		
KG10-GA	16	BK	TXL	239481R1		SS104	-	2644000R1		
KG10-GB	16	BK	TXL	239481R1		SS104	-	2644000R1		
KG10-GC	10	BK	TXL	239481R1		SS104	-	2644000R1		
KG10-GD	16	WH	GXL	239481R1		SS104	-	2644000R1		
KT71A	18	LTBL	TXL	239481R1		SS105	-	2644000R1		
KT71C	18	LTBL	TXL	239481R1		SS105	-	2644000R1		
KT92#20S	18	LTBL	TXL	239481R1		SS105	-	2644000R1		
KT71A	18	LTBL	TXL	239481R1		SS105	-	2644000R1		
KT71C	18	LTBL	TXL	239481R1		SS105	-	2644000R1		
KT92#20S	18	LTBL	TXL	239481R1		SS105	-	2644000R1		
LE5C(+)	18	YL	193	239481R1		SS106	-	2644000R1		
LE5D(+)	18	YL	TXL	239481R1		SS106	-	2644000R1		
LE5E(+)	18	YL	TXL	239481R1		SS106	-	2644000R1		
LE5C(-)	18	GN	193	239481R1		SS107	-	2644000R1		
LE5D(-)	18	GN	TXL	239481R1		SS107	-	2644000R1		
LE5E(-)	18	GN	TXL	239481R1		SS107	-	2644000R1		
LF5C(+)	18	YL	193	239481R1		SS108	-	2644000R1		
LF5D(+)	18	YL	TXL	239481R1		SS108	-	2644000R1		
LF5E(+)	18	YL	TXL	239481R1		SS108	-	2644000R1		
LF5C(-)	18	GN	193	239481R1		SS109	-	2644000R1		
LF5D(-)	18	GN	TXL	239481R1		SS109	-	2644000R1		
LF5E(-)	18	GN	TXL	239481R1		SS109	-	2644000R1		
5DA(+)	18	YL	TXL	6102309C1		SS11	-	2644000R1		
5DB(+)	20	YL	193	6102309C1		SS11	-	2644000R1		
5DC(+)	20	YL	193	6102309C1		SS11	-	2644000R1		
AP5A(-)	18	GN	TXL	239481R1		SS11	-	2644000R1		
AP5B(-)	18	GN	TXL	239481R1		SS11	-	2644000R1		
AP5C(-)	18	GN	193	239481R1		SS11	-	2644000R1		
KH5(+)	20	YL	193	239481R1		SS11	-	2644000R1		
KH5A(+)	18	YL	TXL	239481R1		SS11	-	2644000R1		
KH5B(+)	18	YL	TXL	239481R1		SS11	-	2644000R1		
YT57T	10	LTGN	GXL	382181C1		SS11	-	2644000R1		
YT57U	10	LTGN	GXL	382181C1		SS11	-	2644000R1		
YT57W	10	LTGN	GXL	382181C1		SS11	-	2644000R1		
VJ71BA	12	OR	TXL	468358C1		SS11	-	2644000R1		
VJ71BE	12	OR	TXL	468358C1		SS11	-	2644000R1		
VJ71BG	12	OR	TXL	468358C1		SS11	-	2644000R1		
11COG	18	WH	TXL	6102309C1		SS12	-	2644000R1		
11COG1	18	WH	TXL	6102309C1		SS12	-	2644000R1		
11COG2	20	WH	TXL	6102309C1		SS12	-	2644000R1		
11COG3	20	WH	TXL	6102309C1		SS12	-	2644000R1		
AS1D-AH	10	WH	TXL	239481R1		SS12	-	2644000R1		
AS1D-H	10	WH	TXL	239481R1		SS12	-	2644000R1		
AS95-GB	16	BK	TXL	239481R1		SS12	-	2644000R1		
AS95-GL	18	BK	TXL	239481R1		SS12	-	2644000R1		
GM34B	16	TN	TXL	239481R1		SS12	-	2644000R1		
GM9	18	TN	150	239481R1		SS12	-	2644000R1		
GM9A	20	TN	TXL	239481R1		SS12	-	2644000R1		
YT58T	10	BK	GXL	382181C1		SS12	-	2644000R1		
YT58U	10	BK	GXL	382181C1		SS12	-	2644000R1		
YT58W	10	BK	GXL	382181C1		SS12	-	2644000R1		
VF10-G	12	WH	TXL	468358C1		SS12	-	2644000R1		
VF10-GB	12	WH	TXL	468358C1		SS12	-	2644000R1		
VF10-GC	12	WH	TXL	468358C1		SS12	-	2644000R1		
VF10-GD	12	WH	TXL	468358C1		SS12	-	2644000R1		
5BA(-)	18	GN	TXL	239481R1		SS13	-	2644000R1		
5BB(-)	18	GN	TXL	239481R1		SS13	-	2644000R1		
5BG(-)	18	GN	TXL	239481R1		SS13	-	2644000R1		
KH5A(-)	18	GN	TXL	239481R1		SS13	-	2644000R1		
KH5B(-)	18	GN	TXL	239481R1		SS13	-	2644000R1		
KH5V(-)	18	GN	TXL	239481R1		SS13	-	2644000R1		
YT68T	10	BN	GXL	382181C1		SS13	-	2644000R1		
YT68U	10	BN	TXL	382181C1		SS13	-	2644000R1		
YT68W	10	BN	GXL	382181C1		SS13	-	2644000R1		
VK10-G	12	WH	TXL	468358C1		SS13	-	2644000R1		
VK10-GB	12	WH	TXL	468358C1		SS13	-	2644000R1		
VK10-GC	12	WH	TXL	468358C1		SS13	-	2644000R1		
GN34B	16	TN	TXL	239481R1		SS14	-	2644000R1		
GN9	18	TN	150	239481R1		SS14	-	2644000R1		
GN9A	20	TN	TXL	239481R1		SS14	-	2644000R1		
YT70T	10	RD	GXL	382181C1		SS14	-	2644000R1		
YT70U	10	RD	TXL	382181C1		SS14	-	2644000R1		
YT70W	10	RD	GXL	382181C1		SS14	-	2644000R1		
VE68A	14	BN	GXL	382181C1		SS14	-	2644000R1		
VE68AA	14	BN	GXL	382181C1		SS14	-	2644000R1		
VE68AB	14	BN	GXL	382181C1		SS14	-	2644000R1		
5BA(+)	18	YL	TXL	239481R1		SS15	-	2644000R1		
5BB(+)	18	YL	TXL	239481R1		SS15	-	2644000R1		
5BG(+)	18	YL	TXL	239481R1		SS15	-	2644000R1		
AL13AA	18	RD	TXL	239481R1		SS15	-	2644000R1		
AL13AB	18	RD	TXL	239481R1		SS15	-	2644000R1		
AL13R2	10	RD	TXL	239481R1		SS15	-	2644000R1		
AL95KD	10	TN	TXL	239481R1		SS15	-	2644000R1		
KF5(+)	20	YL	193	239481R1		SS15	-	2644000R1		
KF5R(+)	18	YL	TXL	239481R1		SS15	-	2644000R1		
KF5TB(+)	18	YL	TXL	239481R1		SS15	-	2644000R1		
YT94T	10	GY	GXL	382181C1		SS15	-	2644000R1		
YT94U	10	GY	TXL	382181C1		SS15	-	2644000R1		
YT94W	10	GY	GXL	382181C1		SS15	-	2644000R1		
VF71BA	12	OR	TXL	468358C1		SS15	-	2644000R1		
VF71BB	12	OR	TXL	468358C1		SS15	-	2644000R1		
VF71BC	12	OR	TXL	468358C1		SS15	-	2644000R1		
VF71BD	12	OR	TXL	468358C1		SS15	-	2644000R1		
AM13AA	18	RD	TXL	239481R1		SS16	-	2644000R1		
AM13AB	18	RD	TXL	239481R1		SS16	-	2644000R1		
AM13R2	10	RD	TXL	239481R1		SS16	-	2644000R1		

Circuit Number	Gauge	Color	Insulation	Terminal / Splice Number	Connector Part Number	Connector Number	Cavity	Seal/Sleeve	Lock 1	Lock 2
AM95KD	10	RD	TXL	239481R1		SS16	-	2644000R1		
TJ23-G	20	TN	TXL	6102309C1		SS16	-	2644000R1		
TJ95AA	20	TN	TXL	6102309C1		SS16	-	2644000R1		
TJ95AB	18	TN	TXL	6102309C1		SS16	-	2644000R1		
VK71BA	12	OR	TXL	468358C1		SS16	-	2644000R1		
VK71BC	12	OR	TXL	468358C1		SS16	-	2644000R1		
VK71BD	12	OR	TXL	468358C1		SS16	-	2644000R1		
AS13AA	18	RD	TXL	239481R1		SS17	-	2644000R1		
AS13AB	18	RD	TXL	239481R1		SS17	-	2644000R1		
AS13R2	10	RD	TXL	239481R1		SS17	-	2644000R1		
AS95KD	10	RD	TXL	239481R1		SS17	-	2644000R1		
TK23-G	20	TN	TXL	6102309C1		SS17	-	2644000R1		
TK95AA	20	TN	TXL	6102309C1		SS17	-	2644000R1		
TK95AB	18	TN	TXL	6102309C1		SS17	-	2644000R1		
UJ94BQ	18	GY	GXL	6102309C1		SS17	-	2644000R1		
UJ94BQA	18	GY	TXL	6102309C1		SS17	-	2644000R1		
KH5(-)	20	GN	193	239481R1		SS18	-	2644000R1		
KH5A(-)	18	GN	TXL	239481R1		SS18	-	2644000R1		
KH5R(-)	18	GN	TXL	239481R1		SS18	-	2644000R1		
US94BQ	18	GY	GXL	6102309C1		SS18	-	2644000R1		
US94BQA	18	GY	TXL	6102309C1		SS18	-	2644000R1		
AJ95AS1	18	TN	TXL	239481R1		SS19	-	2644000R1		
AJ95AS2	18	TN	TXL	239481R1		SS19	-	2644000R1		
AJ95AS3	18	TN	TXL	239481R1		SS19	-	2644000R1		
KF47A	18	GY	TXL	6102309C1		SS19	-	2644000R1		
KF47AA	20	GY	TXL	6102309C1		SS19	-	2644000R1		
95-G	16	TN	TXL	382181C1		SS19	-	2644000R1		
95-GA	16	TN	TXL	382181C1		SS19	-	2644000R1		
95-GB	16	TN	TXL	382181C1		SS19	-	2644000R1		
95-GC	16	TN	TXL	382181C1		SS19	-	2644000R1		
VB94BQ	18	GY	GXL	6102309C1		SS19	-	2644000R1		
VB94BQA	18	GY	TXL	6102309C1		SS19	-	2644000R1		
5CA(-)	18	GN	TXL	239481R1		SS2	-	2644000R1		
5CC(-)	20	GN	193	239481R1		SS2	-	2644000R1		
5CD(-)	18	GN	TXL	239481R1		SS2	-	2644000R1		
5CA(+)	18	YL	TXL	239481R1		SS2	-	2644000R1		
5CB(+)	18	YL	TXL	239481R1		SS2	-	2644000R1		
5CC(+)	20	YL	193	239481R1		SS2	-	2644000R1		
5CA(+)	18	YL	TXL	239481R1		SS2	-	2644000R1		
5CB(+)	18	YL	TXL	239481R1		SS2	-	2644000R1		
5CC(+)	18	YL	TXL	239481R1		SS2	-	2644000R1		
14CSB	16	RD	TXL	239481R1		SS2	-	2644000R1		
14CSB2	20	RD	TXL	239481R1		SS2	-	2644000R1		
14CSB3	20	RD	TXL	239481R1		SS2	-	2644000R1		
5CA(-)	18	GN	TXL	239481R1		SS2	-	2644000R1		
5CC(-)	20	GN	193	239481R1		SS2	-	2644000R1		
5CD(-)	18	GN	TXL	239481R1		SS2	-	2644000R1		
EJ78-GA	16	WH	TXL	239481R1		SS2	-	2644000R1		
EJ78-GB	16	WH	TXL	239481R1		SS2	-	2644000R1		
EJ78-GC	20	WH	TXL	239481R1		SS2	-	2644000R1		
AV62AS	16	DKBL	GXL	239481R1		SS2	-	2644000R1		
AV62B	18	DKBL	GXL	239481R1		SS2	-	2644000R1		
AV62D	18	DKBL	GXL	239481R1		SS2	-	2644000R1		
V65-G	18	WH	GXL	239481R1		SS2	-	2644000R1		
V65-GA	16	WH	TXL	239481R1		SS2	-	2644000R1		
V65-GB	16	WH	TXL	239481R1		SS2	-	2644000R1		
AJ95AU1	18	TN	TXL	239481R1		SS2	-	2644000R1		
AJ95AU2	18	TN	TXL	239481R1		SS2	-	2644000R1		
AJ95AU3	18	TN	TXL	239481R1		SS2	-	2644000R1		
KC41E	20	TN	TXL	6102309C1		SS2	-	2644000R1		
KC41EA	18	TN	TXL	6102309C1		SS2	-	2644000R1		
5(+)	18	YL	TXL	382181C1		SS2	-	2644005R1		
5A(+)	18	YL	TXL	382181C1		SS2	-	2644005R1		
5B(+)	18	YL	TXL	382181C1		SS2	-	2644005R1		
SV5U(-)	18	GN	TXL	239481R1		SS2	-	2644000R1		
SV5UB(-)	18	GN	TXL	239481R1		SS2	-	2644000R1		
SV5UE(-)	20	GN	193	239481R1		SS2	-	2644000R1		
SV5U(-)	18	GN	TXL	239481R1		SS2	-	2644000R1		
SV5UB(-)	18	GN	TXL	239481R1		SS2	-	2644000R1		
SV5UE(-)	20	GN	193	239481R1		SS2	-	2644000R1		
RE39-G	18	WH	GXL	239481R1		SS2	-	2644000R1		
RE39-GA	18	WH	GXL	239481R1		SS2	-	2644000R1		
RE39-GB	18	WH	GXL	239481R1		SS2	-	2644000R1		
CS4XC	16	BN	TXL	382182C1		SS2	-	2644000R1		
CS4XL	16	BN	TXL	382182C1		SS2	-	2644000R1		
CS4XM	16	BN	TXL	382182C1		SS2	-	2644000R1		
CS4XN	16	BN	TXL	382182C1		SS2	-	2644000R1		
CS4XP	16	BN	TXL	382182C1		SS2	-	2644000R1		
CS4XR	16	BN	TXL	382182C1		SS2	-	2644000R1		
SS4XC	16	BN	TXL	382182C1		SS2	-	2644000R1		
SS4XE	16	BN	TXL	382182C1		SS2	-	2644000R1		
SS4XF	16	BN	TXL	382182C1		SS2	-	2644000R1		
SS4XG	16	BN	TXL	382182C1		SS2	-	2644000R1		
SS4XH	16	BN	TXL	382182C1		SS2	-	2644000R1		
SS4XJ	16	BN	TXL	382182C1		SS2	-	2644000R1		
SS4XK	16	BN	TXL	382182C1		SS2	-	2644000R1		
K2	0	RD	SGX	239481R1		SS2	-	2644000R1		
K2A-FL	6	TN	FUS	239481R1		SS2	-	2644000R1		
K2C-FL	6	TN	FUS	239481R1		SS2	-	2644000R1		
K2	0	RD	SGX	239481R1		SS2	-	2644000R1		
K2A-FL	6	TN	FUS	239481R1		SS2	-	2644000R1		
K2C-FL	6	TN	FUS	239481R1		SS2	-	2644000R1		
US8A	16	BN	GXL	239481R1		SS2	-	2644000R1		
US8AA	16	BN	TXL	239481R1		SS2	-	2644000R1		
US8AB	16	BN	TXL	239481R1		SS2	-	2644000R1		
US8A	16	BN	GXL	239481R1		SS2	-	2644000R1		
US8AA	16	BN	TXL	239481R1		SS2	-	2644000R1		
US8AB	16	BN	TXL	239481R1		SS2	-	2644000R1		
US8A	16	BN	GXL	239481R1		SS2	-	2644000R1		
US8AA	16	BN	TXL	239481R1		SS2	-	2644000R1		
US8AB	16	BN	TXL	239481R1		SS2	-	2644000R1		
TS10-AG	10	WH	TXL	239481R1		SS20	-	2644000R1		
TS10-G	10	WH	TXL	239481R1		SS20	-	2644000R1		
TS10-GK	16	BK	TXL	239481R1		SS20	-	2644000R1		
TS10-GL	18	WH	TXL	239481R1		SS20	-	2644000R1		
UJ94BR	18	GY	GXL	6102309C1		SS20	-	2644000R1		
UJ94BRA	18	GY	TXL	6102309C1		SS20	-	2644000R1		
AK95AS1	18	TN	TXL	239481R1		SS21	-	2644000R1		
AK95AS2	18	TN	TXL	239481R1		SS21	-	2644000R1		
AK95AS3	18	TN	TXL	239481R1		SS21	-	2644000R1		
KY95W	18	TN	GXL	6102309C1		SS21	-	2644000R1		
KY95WA	20	TN	TXL	6102309C1		SS21	-	2644000R1		
US94BR	18	GY	GXL	6102309C1		SS21	-	2644000R1		
US94BRA	18	GY	TXL	6102309C1		SS21	-	2644000R1		
AJ95AR1	18	TN	TXL	239481R1		SS22	-	2644000R1		

Circuit Number	Gauge	Color	Insulation	Terminal / Splice Number	Connector Part Number	Connector Number	Cavity	Seal/Sleeve	Lock 1	Lock 2
AJ95AR2	18	RD	TXL	239481R1		SS22	-	2644000R1		
AJ95AR3	18	TN	TXL	239481R1		SS22	-	2644000R1		
KH5A(+)	18	YL	TXL	239481R1		SS22	-	2644000R1		
KH5B(+)	18	YL	TXL	239481R1		SS22	-	2644000R1		
KH5V(+)	18	YL	TXL	239481R1		SS22	-	2644000R1		
VB94BR	18	GY	GXL	6102309C1		SS22	-	2644000R1		
VB94BRA	18	GY	TXL	6102309C1		SS22	-	2644000R1		
AK95AR1	18	TN	TXL	239481R1		SS23	-	2644000R1		
AK95AR2	18	RD	TXL	239481R1		SS23	-	2644000R1		
AK95AR3	18	BK	TXL	239481R1		SS23	-	2644000R1		
KF5(-)	20	GN	193	239481R1		SS23	-	2644000R1		
KF5R(-)	18	GN	TXL	239481R1		SS23	-	2644000R1		
KF5TB(-)	18	GN	TXL	239481R1		SS23	-	2644000R1		
UJ94BS	18	GY	GXL	6102309C1		SS23	-	2644000R1		
UJ94BSA	18	GY	TXL	6102309C1		SS23	-	2644000R1		
TM10-AG	10	WH	TXL	239481R1		SS24	-	2644000R1		
TM10-G	10	WH	TXL	239481R1		SS24	-	2644000R1		
TM10-GK	16	BK	TXL	239481R1		SS24	-	2644000R1		
TM10-GL	18	WH	TXL	239481R1		SS24	-	2644000R1		
US94BS	18	GY	GXL	6102309C1		SS24	-	2644000R1		
US94BSA	18	GY	TXL	6102309C1		SS24	-	2644000R1		
AP5A(+)	18	YL	TXL	239481R1		SS25	-	2644000R1		
AP5B(+)	18	YL	TXL	239481R1		SS25	-	2644000R1		
AP5C(+)	18	YL	193	239481R1		SS25	-	2644000R1		
TL10-AG	10	WH	TXL	239481R1		SS25	-	2644000R1		
TL10-G	10	WH	TXL	239481R1		SS25	-	2644000R1		
TL10-GK	16	BK	TXL	239481R1		SS25	-	2644000R1		
TL10-GL	18	WH	TXL	239481R1		SS25	-	2644000R1		
VB94BS	18	GY	GXL	6102309C1		SS25	-	2644000R1		
VB94BSA	18	GY	TXL	6102309C1		SS25	-	2644000R1		
KA95GBC	16	TN	TXL	239481R1		SS26	-	2644000R1		
KA95GBD	18	BK	TXL	239481R1		SS26	-	2644000R1		
KA95GBE	18	TN	TXL	239481R1		SS26	-	2644000R1		
VE2	2	RD	SGX	1613947C1		SS26	-	2644000R1		
VE2A-FL	10	RS	FUS	1613947C1		SS26	-	2644000R1		
VE2B-FL	10	RS	FUS	1613947C1		SS26	-	2644000R1		
UJ94BT	18	GY	GXL	6102309C1		SS26	-	2644000R1		
UJ94BTA	18	GY	TXL	6102309C1		SS26	-	2644000R1		
KA95H1	18	PK	TXL	382181C1		SS27	-	2644000R1		
KA95H2	18	PK	TXL	382181C1		SS27	-	2644000R1		
KA95H3	18	PK	TXL	382181C1		SS27	-	2644000R1		
KA95H4	18	PK	TXL	382181C1		SS27	-	2644000R1		
KA95H5	18	PK	TXL	382181C1		SS27	-	2644000R1		
KA95H6	18	PK	TXL	382181C1		SS27	-	2644000R1		
KA95H7	18	PK	TXL	382181C1		SS27	-	2644000R1		
VF2	2	RD	SGX	1613947C1		SS27	-	2644000R1		
VF2A-FL	10	RS	FUS	1613947C1		SS27	-	2644000R1		
VF2B-FL	10	RS	FUS	1613947C1		SS27	-	2644000R1		
US94BT	18	GY	GXL	6102309C1		SS27	-	2644000R1		
US94BTA	18	GY	TXL	6102309C1		SS27	-	2644000R1		
KA14A	18	RD	TXL	382181C1		SS28	-	2644000R1		
KA14C	10	RD	TXL	382181C1		SS28	-	2644000R1		
KA14D	12	RD	TXL	382181C1		SS28	-	2644000R1		
KF47	20	GY	TXL	6102309C1		SS28	-	2644000R1		
KF47B	18	GY	TXL	6102309C1		SS28	-	2644000R1		
VB94BT	18	GY	GXL	6102309C1		SS28	-	2644000R1		
VB94BTA	18	GY	TXL	6102309C1		SS28	-	2644000R1		
KA95PA	10	PK	TXL	6102309C1		SS29	-	2644000R1		
KA95PB	10	PK	TXL	6102309C1		SS29	-	2644000R1		
KA95PC	18	PK	TXL	6102309C1		SS29	-	2644000R1		
TJ95AR1	18	TN	TXL	239481R1		SS29	-	2644000R1		
TJ95AR2	18	RD	TXL	239481R1		SS29	-	2644000R1		
TJ95AR3	18	TN	TXL	239481R1		SS29	-	2644000R1		
UJ94BU	18	GY	GXL	6102309C1		SS29	-	2644000R1		
UJ94BUA	18	GY	TXL	6102309C1		SS29	-	2644000R1		
11COG	18	WH	TXL	239481R1		SS3	-	2644000R1		
11COG1	18	WH	TXL	239481R1		SS3	-	2644000R1		
11COG2	20	WH	TXL	239481R1		SS3	-	2644000R1		
11COG3	20	WH	TXL	239481R1		SS3	-	2644000R1		
5CA(-)	18	GN	TXL	239481R1		SS3	-	2644000R1		
5CB(-)	18	GN	TXL	239481R1		SS3	-	2644000R1		
5CC(-)	20	GN	193	239481R1		SS3	-	2644000R1		
5CA(-)	18	GN	TXL	239481R1		SS3	-	2644000R1		
5CB(-)	18	GN	TXL	239481R1		SS3	-	2644000R1		
5CC(-)	18	GN	TXL	239481R1		SS3	-	2644000R1		
13COG	16	PK	TXL	239481R1		SS3	-	2644000R1		
13COG2	20	PK	TXL	239481R1		SS3	-	2644000R1		
13COG3	20	PK	TXL	239481R1		SS3	-	2644000R1		
11COG	18	WH	TXL	239481R1		SS3	-	2644000R1		
11COG1	18	WH	TXL	239481R1		SS3	-	2644000R1		
11COG2	20	WH	TXL	239481R1		SS3	-	2644000R1		
11COG3	20	WH	TXL	239481R1		SS3	-	2644000R1		
EJ62D	20	DKBL	TXL	6102309C1		SS3	-	2644000R1		
EJ62DD	18	DKBL	TXL	6102309C1		SS3	-	2644000R1		
DG11-GA	18	WH	GXL	239481R1		SS3	-	2644000R1		
DG11-GAA	18	WH	GXL	239481R1		SS3	-	2644000R1		
DG11-GAB	18	WH	GXL	239481R1		SS3	-	2644000R1		
AK95AU1	18	TN	TXL	239481R1		SS3	-	2644000R1		
AK95AU2	18	TN	TXL	239481R1		SS3	-	2644000R1		
AK95AU3	18	TN	TXL	239481R1		SS3	-	2644000R1		
KB2	2	RD	SGX	1613947C1		SS3	-	2644000R1		
KB2A-FL	10	RS	FUS	1613947C1		SS3	-	2644000R1		
KB2B-FL	10	RS	FUS	1613947C1		SS3	-	2644000R1		
KR2	2	RD	SGX	1613947C1		SS3	-	2644000R1		
KR2A-FL	10	RS	FUS	1613947C1		SS3	-	2644000R1		
KR2B-FL	10	RS	FUS	1613947C1		SS3	-	2644000R1		
RK5U(+)	18	YL	TXL	239481R1		SS3	-	2644000R1		
RK5UF(+)	18	YL	TXL	239481R1		SS3	-	2644000R1		
RK5UH(+)	18	YL	TXL	239481R1		SS3	-	2644000R1		
RK5U(+)	18	YL	TXL	239481R1		SS3	-	2644000R1		
RK5UF(+)	18	YL	TXL	239481R1		SS3	-	2644000R1		
RK5UH(+)	18	YL	TXL	239481R1		SS3	-	2644000R1		
RE39	18	GY	GXL	239481R1		SS3	-	2644000R1		
RE39A	18	GY	GXL	239481R1		SS3	-	2644000R1		
RE39B	18	GY	GXL	239481R1		SS3	-	2644000R1		
KA95GBA	18	BK	TXL	239481R1		SS30	-	2644000R1		
KA95GBB	18	BK	TXL	239481R1		SS30	-	2644000R1		
KA95GBC	16	TN	TXL	239481R1		SS30	-	2644000R1		
TK95AR1	18	TN	TXL	239481R1		SS30	-	2644000R1		
TK95AR2	18	RD	TXL	239481R1		SS30	-	2644000R1		
TK95AR3	18	TN	TXL	239481R1		SS30	-	2644000R1		
US94BU	18	GY	GXL	6102309C1		SS30	-	2644000R1		
US94BUA	18	GY	TXL	6102309C1		SS30	-	2644000R1		
SJ92A18	18	TN	TXL	6102309C1		SS31	-	2644000R1		
SJ92A18A	16	TN	GXL	6102309C1		SS31	-	2644000R1		

Circuit Number	Gauge	Color	Insulation	Terminal / Splice Number	Connector Part Number	Connector Number	Cavity	Seal/Sleeve	Lock 1	Lock 2
TJ95AS1	18	TN	TXL	239481R1		SS31	-	2644000R1		
TJ95AS2	20	TN	TXL	239481R1		SS31	-	2644000R1		
TJ95AS3	18	TN	TXL	23948 1R1		SS31	-	2644000R1		
VB94BU	18	GY	GXL	6102309C1		SS31	-	2644000R1		
VB94BUA	18	GY	TXL	6102309C1		SS31	-	2644000R1		
ZG92A4	18	TN	TXL	239481R1		SS32	-	2644000R1		
ZG95DA	18	TN	TXL	239481R1		SS32	-	2644000R1		
ZG95DB	20	TN	150	239481R1		SS32	-	2644000R1		
TK95AS1	18	TN	TXL	239481R1		SS32	-	2644000R1		
TK95AS2	20	TN	TXL	239481R1		SS32	-	2644000R1		
TK95AS3	18	TN	TXL	239481R1		SS32	-	2644000R1		
UJ94BV	18	GY	GXL	6102309C1		SS32	-	2644000R1		
UJ94BVA	18	GY	TXL	6102309C1		SS32	-	2644000R1		
AL13R	12	PK	150	239481R1		SS33	-	2644000R1		
AL13R2	10	RD	TXL	239481R1		SS33	-	2644000R1		
TL13AA	18	PK	TXL	239481R1		SS33	-	2644000R1		
TL13AB	18	RD	TXL	239481R1		SS33	-	2644000R1		
TL13R	10	RD	TXL	239481R1		SS33	-	2644000R1		
TL95KD	10	RD	TXL	239481R1		SS33	-	2644000R1		
US94BV	18	GY	GXL	6102309C1		SS33	-	2644000R1		
US94BVA	18	GY	TXL	6102309C1		SS33	-	2644000R1		
TS13R	10	RD	TXL	239481R1		SS34	-	2644000R1		
TS13R2	12	PK	150	239481R1		SS34	-	2644000R1		
VB94BV	18	GY	GXL	6102309C1		SS34	-	2644000R1		
VB94BVA	18	GY	TXL	6102309C1		SS34	-	2644000R1		
AM13R	12	PK	150	239481R1		SS35	-	2644000R1		
AM13R2	10	RD	TXL	239481R1		SS35	-	2644000R1		
VD2	1	RD	SGX	1613947C1		SS35	-	2644000R1		
VD2A-FL	10	RS	FUS	1613947C1		SS35	-	2644000R1		
VD2B-FL	10	RS	FUS	1613947C1		SS35	-	2644000R1		
VD2C-FL	10	RS	FUS	1613947C1		SS35	-	2644000R1		
UJ94BW	18	GY	GXL	6102309C1		SS35	-	2644000R1		
UJ94BWA	18	GY	TXL	6102309C1		SS35	-	2644000R1		
VM2	1	RD	SGX	1613947C1		SS36	-	2644000R1		
VM2A-FL	10	RS	FUS	1613947C1		SS36	-	2644000R1		
VM2B-FL	10	RS	FUS	1613947C1		SS36	-	2644000R1		
VM2C-FL	10	RS	FUS	1613947C1		SS36	-	2644000R1		
US94BW	18	GY	GXL	6102309C1		SS36	-	2644000R1		
US94BWA	18	GY	TXL	6102309C1		SS36	-	2644000R1		
WC10-GD	8	WH	GXL	468358C1		SS37	-	2644000R1		
WC10-GE	12	WH	GXL	468358C1		SS37	-	2644000R1		
WC11-G	10	WH	TXL	468358C1		SS37	-	2644000R1		
WX2	2	RD	SGX	1613947C1		SS37	-	2644000R1		
WX2A-FL	10	RS	FUS	1613947C1		SS37	-	2644000R1		
WX2B-FL	10	RS	FUS	1613947C1		SS37	-	2644000R1		
VB94BW	18	GY	GXL	6102309C1		SS37	-	2644000R1		
VB94BWA	18	GY	TXL	6102309C1		SS37	-	2644000R1		
AL10-AG	12	WH	150	239481R1		SS38	-	2644000R1		
AL10-AH	10	WH	TXL	239481R1		SS38	-	2644000R1		
TS10-AG	10	WH	TXL	23948 1R1		SS38	-	2644000R1		
TS10-AH	12	WH	150	239481R1		SS38	-	2644000R1		
UJ94BY	18	GY	GXL	6102309C1		SS38	-	2644000R1		
UJ94BYA	18	GY	TXL	6102309C1		SS38	-	2644000R1		
AM10-AG	12	WH	150	239481R1		SS39	-	2644000R1		
AM10-AH	10	WH	TXL	239481R1		SS39	-	2644000R1		
GA95W	20	TN	GXL	6102309C1		SS39	-	2644000R1		
GA95WA	20	TN	TXL	6102309C1		SS39	-	2644000R1		
US94BY	18	GY	GXL	6102309C1		SS39	-	2644000R1		
US94BYA	18	GY	TXL	6102309C1		SS39	-	2644000R1		
5DA(-)	18	GN	TXL	6102309C1		SS4	-	2644000R1		
5DB(-)	20	GN	193	6102309C1		SS4	-	2644000R1		
5DC(-)	20	GN	193	6102309C1		SS4	-	2644000R1		
11COG	16	WH	TXL	23948 1R1		SS4	-	2644000R1		
11COG1	20	WH	TXL	239481R1		SS4	-	2644000R1		
5DA(-)	18	GN	TXL	6102309C1		SS4	-	2644000R1		
5DB(-)	20	GN	193	6102309C1		SS4	-	2644000R1		
5DC(-)	20	GN	193	6102309C1		SS4	-	2644000R1		
EJ78V	18	LTGN	TXL	6102309C1		SS4	-	2644000R1		
EJ78VA	20	LTGN	TXL	6102309C1		SS4	-	2644000R1		
DGS0	18	YL	GXL	239481R1		SS4	-	2644000R1		
DGS0B	18	YL	GXL	23948 1R1		SS4	-	2644000R1		
AJ95AT1	18	TN	TXL	239481R1		SS4	-	2644000R1		
AJ95AT2	18	TN	TXL	239481R1		SS4	-	2644000R1		
AJ95AT3	18	TN	TXL	239481R1		SS4	-	2644000R1		
GN6	18	TN	150	23948 1R1		SS4	-	2644000R1		
GN6A	20	VT	TXL	239481R1		SS4	-	2644000R1		
GN6B	20	VT	GXL	239481R1		SS4	-	2644000R1		
GN99D	18	VT	GXL	239481R1		SS4	-	2644000R1		
RK5U(-)	18	GN	TXL	23948 1R1		SS4	-	2644000R1		
RK5UH(-)	18	GN	TXL	239481R1		SS4	-	2644000R1		
RK5UH(-)	18	GN	TXL	239481R1		SS4	-	2644000R1		
RK5U(-)	18	GN	TXL	239481R1		SS4	-	2644000R1		
RK5UH(-)	18	GN	TXL	239481R1		SS4	-	2644000R1		
RK5UH(-)	18	GN	TXL	23948 1R1		SS4	-	2644000R1		
UY49-GA	18	WH	GXL	239481R1		SS4	-	2644000R1		
UY49-GB	18	WH	GXL	239481R1		SS4	-	2644000R1		
UY49-GC	18	WH	GXL	239481R1		SS4	-	2644000R1		
TM13AA	18	PK	TXL	23948 1R1		SS40	-	2644000R1		
TM13AB	18	RD	TXL	239481R1		SS40	-	2644000R1		
TM13R	10	RD	TXL	239481R1		SS40	-	2644000R1		
TM95KD	10	RD	TXL	23948 1R1		SS40	-	2644000R1		
UJ94BZ	18	GY	GXL	6102309C1		SS40	-	2644000R1		
UJ94BZA	18	GY	TXL	6102309C1		SS40	-	2644000R1		
AS13R	12	PK	150	239481R1		SS41	-	2644000R1		
AS13R2	10	RD	TXL	23948 1R1		SS41	-	2644000R1		
KJ95W	20	TN	GXL	6102309C1		SS41	-	2644000R1		
KJ95WA	20	TN	TXL	6102309C1		SS41	-	2644000R1		
US94BZ	18	GY	GXL	6102309C1		SS41	-	2644000R1		
US94BZA	18	GY	TXL	6102309C1		SS41	-	2644000R1		
KA14A1	16	RD	TXL	382181C1		SS42	-	2644000R1		
KA14A2	16	RD	TXL	382181C1		SS42	-	2644000R1		
KA14A4B	10	RD	TXL	382181C1		SS42	-	2644000R1		
VB94BP	18	GY	GXL	6102309C1		SS42	-	2644000R1		
VB94BPA	18	GY	TXL	6102309C1		SS42	-	2644000R1		
AY9	20	TN	150	23948 1R1		SS43	-	2644000R1		
AY9A	18	TN	TXL	239481R1		SS43	-	2644000R1		
AY9B	18	VT	TXL	239481R1		SS43	-	2644000R1		
KH10-GK	12	WH	TXL	239481R1		SS43	-	2644000R1		
KH11-G	10	WH	TXL	23948 1R1		SS43	-	2644000R1		
KH11-GA	10	WH	TXL	239481R1		SS43	-	2644000R1		
VB94BY	18	GY	GXL	6102309C1		SS43	-	2644000R1		
VB94BYA	18	GY	TXL	6102309C1		SS43	-	2644000R1		
AS10-AG	12	WH	150	23948 1R1		SS44	-	2644000R1		
AS10-AH	10	WH	TXL	239481R1		SS44	-	2644000R1		
TL13R	10	RD	TXL	239481R1		SS44	-	2644000R1		

Circuit Number	Gauge	Color	Insulation	Terminal / Splice Number	Connector Part Number	Connector Number	Cavity	Seal/Sleeve	Lock 1	Lock 2
TL13R2	12	PK	150	239481R1		SS44	-	2644000R1		
VB94BZ	18	GY	GXL	6102309C1		SS44	-	2644000R1		
VB94BZA	18	GY	TXL	6102309C1		SS44	-	2644000R1		
LE5A(+)	18	YL	TXL	239481R1		SS45	-	2644000R1		
LE5B(+)	18	YL	TXL	239481R1		SS45	-	2644000R1		
LE5E(+)	18	YL	TXL	239481R1		SS45	-	2644000R1		
TS13AA	18	PK	TXL	239481R1		SS45	-	2644000R1		
TS13AB	18	RD	TXL	239481R1		SS45	-	2644000R1		
TS13R	10	RD	TXL	239481R1		SS45	-	2644000R1		
TS95KD	10	RD	TXL	239481R1		SS45	-	2644000R1		
VL68AA	14	BN	GXL	382181C1		SS45	-	2644000R1		
VL68ACA	14	BN	GXL	382181C1		SS45	-	2644000R1		
VL68ADA	14	BN	GXL	382181C1		SS45	-	2644000R1		
LE5A(-)	18	GN	TXL	239481R1		SS46	-	2644000R1		
LE5B(-)	18	GN	TXL	239481R1		SS46	-	2644000R1		
LE5E(-)	18	GN	TXL	239481R1		SS46	-	2644000R1		
TJ95AT1	18	TN	TXL	239481R1		SS46	-	2644000R1		
TJ95AT2	20	TN	TXL	239481R1		SS46	-	2644000R1		
TJ95AT3	18	TN	TXL	239481R1		SS46	-	2644000R1		
LF5A(+)	18	YL	TXL	239481R1		SS47	-	2644000R1		
LF5B(+)	18	YL	TXL	239481R1		SS47	-	2644000R1		
LF5E(+)	18	YL	TXL	239481R1		SS47	-	2644000R1		
TK95AT1	18	TN	TXL	239481R1		SS47	-	2644000R1		
TK95AT2	20	TN	TXL	239481R1		SS47	-	2644000R1		
TK95AT3	18	TN	TXL	239481R1		SS47	-	2644000R1		
LF5A(-)	18	GN	TXL	239481R1		SS48	-	2644000R1		
LF5B(-)	18	GN	TXL	239481R1		SS48	-	2644000R1		
LF5E(-)	18	GN	TXL	239481R1		SS48	-	2644000R1		
TJ95AU1	18	TN	TXL	239481R1		SS48	-	2644000R1		
TJ95AU2	20	TN	TXL	239481R1		SS48	-	2644000R1		
TJ95AU3	18	TN	TXL	239481R1		SS48	-	2644000R1		
TK95AU1	18	TN	TXL	239481R1		SS49	-	2644000R1		
TK95AU2	20	TN	TXL	239481R1		SS49	-	2644000R1		
TK95AU3	18	TN	TXL	239481R1		SS49	-	2644000R1		
5DA(+)	18	YL	TXL	6102309C1		SS5	-	2644000R1		
5DB(+)	20	YL	193	6102309C1		SS5	-	2644000R1		
5DC(+)	20	YL	193	6102309C1		SS5	-	2644000R1		
13COG	16	PK	TXL	239481R1		SS5	-	2644000R1		
13COG1	20	PK	TXL	239481R1		SS5	-	2644000R1		
5DA(+)	18	YL	TXL	6102309C1		SS5	-	2644000R1		
5DB(+)	20	YL	193	6102309C1		SS5	-	2644000R1		
5DC(+)	20	YL	193	6102309C1		SS5	-	2644000R1		
EJ78D	18	LTGN	TXL	6102309C1		SS5	-	2644000R1		
EJ78DA	20	LTGN	TXL	6102309C1		SS5	-	2644000R1		
DG9A	18	GY	GXL	239481R1		SS5	-	2644000R1		
DG9AA	18	GY	GXL	239481R1		SS5	-	2644000R1		
DG9AB	18	GY	GXL	239481R1		SS5	-	2644000R1		
AK95AT1	18	TN	TXL	239481R1		SS5	-	2644000R1		
AK95AT2	18	TN	TXL	239481R1		SS5	-	2644000R1		
AK95AT3	18	TN	TXL	239481R1		SS5	-	2644000R1		
VG2	2	RD	SGX	1613947C1		SS5	-	2644000R1		
VG2A-FL	10	RS	FUS	1613947C1		SS5	-	2644000R1		
VG2B-FL	10	RS	FUS	1613947C1		SS5	-	2644000R1		
SK5UF(+)	20	YL	193	239481R1		SS5	-	2644000R1		
SK5UH(+)	18	YL	TXL	239481R1		SS5	-	2644000R1		
SK5UK(+)	18	YL	TXL	239481R1		SS5	-	2644000R1		
SK5UF(+)	20	YL	193	239481R1		SS5	-	2644000R1		
SK5UH(+)	18	YL	TXL	239481R1		SS5	-	2644000R1		
SK5UK(+)	18	YL	TXL	239481R1		SS5	-	2644000R1		
UJ94BP	18	GY	GXL	6102309C1		SS5	-	2644000R1		
UJ94BPA	18	GY	TXL	6102309C1		SS5	-	2644000R1		
KA95GBA	18	BK	TXL	239481R1		SS50	-	2644000R1		
KA95GBB	18	BK	TXL	239481R1		SS50	-	2644000R1		
KA95GBC	16	TN	TXL	239481R1		SS50	-	2644000R1		
ZE92A4	18	TN	TXL	239481R1		SS51	-	2644000R1		
ZE95DA	18	TN	TXL	239481R1		SS51	-	2644000R1		
ZE95DB	20	TN	150	239481R1		SS51	-	2644000R1		
KA95PA	10	PK	TXL	239481R1		SS51	-	2644000R1		
KA95PB	10	PK	TXL	239481R1		SS51	-	2644000R1		
KA95PC	18	PK	TXL	239481R1		SS51	-	2644000R1		
KA14A	16	RD	TXL	239481R1		SS52	-	2644000R1		
KA14C	10	RD	TXL	239481R1		SS52	-	2644000R1		
KA14D	12	RD	TXL	239481R1		SS52	-	2644000R1		
KA95H1	18	PK	TXL	382181C1		SS53	-	2644000R1		
KA95H2	18	PK	TXL	382181C1		SS53	-	2644000R1		
KA95H3	18	PK	TXL	382181C1		SS53	-	2644000R1		
KA95H4	18	PK	TXL	382181C1		SS53	-	2644000R1		
KA95H5	18	PK	TXL	382181C1		SS53	-	2644000R1		
KA95H6	18	PK	TXL	382181C1		SS53	-	2644000R1		
KA95H7	18	PK	TXL	382181C1		SS53	-	2644000R1		
KA95GBC	16	TN	TXL	239481R1		SS54	-	2644000R1		
KA95GBD	18	BK	TXL	239481R1		SS54	-	2644000R1		
KA95GBE	16	TN	TXL	239481R1		SS54	-	2644000R1		
TM13R	10	RD	TXL	239481R1		SS55	-	2644000R1		
TM13R2	12	PK	150	239481R1		SS55	-	2644000R1		
ZC23A	18	TN	TXL	239481R1		SS56	-	2644000R1		
ZC23A2	18	TN	TXL	239481R1		SS56	-	2644000R1		
ZC92A15	18	TN	GXL	239481R1		SS56	-	2644000R1		
TL10-AG	10	WH	TXL	239481R1		SS56	-	2644000R1		
TL10-AH	12	WH	150	239481R1		SS56	-	2644000R1		
TM10-AG	10	WH	TXL	239481R1		SS57	-	2644000R1		
TM10-AH	12	WH	150	239481R1		SS57	-	2644000R1		
KA14A4A	10	RD	TXL	382181C1		SS58	-	2644000R1		
KA14A4B	10	RD	TXL	382181C1		SS58	-	2644000R1		
KA14AF	10	RD	TXL	382181C1		SS58	-	2644000R1		
GK34	20	TN	TXL	6102309C1		SS59	-	2644000R1		
GK34A	18	TN	TXL	6102309C1		SS59	-	2644000R1		
5DA(-)	18	GN	TXL	6102309C1		SS6	-	2644000R1		
5DB(-)	20	GN	193	6102309C1		SS6	-	2644000R1		
5DC(-)	20	GN	193	6102309C1		SS6	-	2644000R1		
YELLOW	20	YL	TXL	239481R1		SS6	-	2644000R1		
YELLOWL	18	YL	GXL	239481R1		SS6	-	2644000R1		
YELLOWR	18	YL	GXL	239481R1		SS6	-	2644000R1		
EJ78E	18	LTGN	TXL	6102309C1		SS6	-	2644000R1		
EJ78EA	20	LTGN	TXL	6102309C1		SS6	-	2644000R1		
KA10-GA	10	WH	GXL	382181C1		SS6	-	2644000R1		
KA10-GF	16	WH	TXL	382181C1		SS6	-	2644000R1		
KA10-GG	16	WH	TXL	382181C1		SS6	-	2644000R1		
KA10-GH	16	WH	TXL	382181C1		SS6	-	2644000R1		
SK5UF(-)	20	GN	193	239481R1		SS6	-	2644000R1		
SK5UH(-)	18	GN	TXL	239481R1		SS6	-	2644000R1		
SK5UK(-)	18	GN	TXL	239481R1		SS6	-	2644000R1		
SK5UF(-)	20	GN	193	239481R1		SS6	-	2644000R1		
SK5UH(-)	18	GN	TXL	239481R1		SS6	-	2644000R1		
SK5UK(-)	18	GN	TXL	239481R1		SS6	-	2644000R1		

Circuit Number	Gauge	Color	Insulation	Terminal / Splice Number	Connector Part Number	Connector Number	Cavity	Seal/Sleeve	Lock 1	Lock 2
US94BP	18	GY	GXL	6102309C1		SS6	-	2644000R1		
US94BPA	18	GY	TXL	6102309C1		SS6	-	2644000R1		
WA41D	18	WH	TXL	239481R1		SS60	-	2644000R1		
WA92A20	18	WH	TXL	239481R1		SS60	-	2644000R1		
WA92B20	18	TN	TXL	239481R1		SS60	-	2644000R1		
KV5C108	18	GN	TXL	239481R1		SS60	-	2644000R1		
KV5R108	20	GN	193	239481R1		SS60	-	2644000R1		
KV5S108	18	GN	TXL	239481R1		SS60	-	2644000R1		
KV5C128	18	YL	TXL	239481R1		SS61	-	2644000R1		
KV5R128	20	YL	193	239481R1		SS61	-	2644000R1		
KV5S128	18	YL	TXL	239481R1		SS61	-	2644000R1		
WC41D	18	WH	TXL	239481R1		SS62	-	2644000R1		
WC92A20	18	WH	TXL	239481R1		SS62	-	2644000R1		
WC92B20	18	TN	TXL	239481R1		SS62	-	2644000R1		
KV5A108	18	GN	TXL	239481R1		SS62	-	2644000R1		
KV5B117	18	GN	TXL	239481R1		SS62	-	2644000R1		
KV5S108	18	GN	TXL	239481R1		SS62	-	2644000R1		
KA41-GE	10	WH	TXL	505040C1		SS63	-	2644027R1		
KA41-GF	10	WH	TXL	505040C1		SS63	-	2644027R1		
KA41-GH	4	WH	SGX	505040C1		SS63	-	2644027R1		
KV5A128	18	YL	TXL	239481R1		SS63	-	2644000R1		
KV5B106	18	YL	TXL	239481R1		SS63	-	2644000R1		
KV5S128	18	YL	TXL	239481R1		SS63	-	2644000R1		
KA14G	14	RD	TXL	382182C1		SS64	-	2644000R1		
KA14HA	14	RD	TXL	382182C1		SS64	-	2644000R1		
KA14HC	14	RD	TXL	382182C1		SS64	-	2644000R1		
KA14K	14	RD	TXL	382182C1		SS64	-	2644000R1		
CC95AC	20	TN	TXL	239481R1		SS65	-	2644000R1		
CC95GC	18	VT	GXL	239481R1		SS65	-	2644000R1		
CC95GE	18	TN	TXL	239481R1		SS65	-	2644000R1		
CD95AC	20	TN	TXL	239481R1		SS66	-	2644000R1		
CD95GC	18	VT	GXL	239481R1		SS66	-	2644000R1		
CD95GE	18	TN	TXL	239481R1		SS66	-	2644000R1		
KA92BB16	14	WH	TXL	382181C1		SS67	-	2644000R1		
KA92E16	14	WH	TXL	382181C1		SS67	-	2644000R1		
KA92G16	14	WH	TXL	382181C1		SS67	-	2644000R1		
KA92B16	14	TN	TXL	382181C1		SS68	-	2644000R1		
KA92F16	14	WH	TXL	382181C1		SS68	-	2644000R1		
KA92G16	14	WH	TXL	382181C1		SS68	-	2644000R1		
KA92B16	14	TN	TXL	382182C1		SS69	-	2644000R1		
KA92BA16	14	WH	TXL	382182C1		SS69	-	2644000R1		
KA92C16	14	WH	TXL	382182C1		SS69	-	2644000R1		
KA92D16	14	WH	TXL	382182C1		SS69	-	2644000R1		
13COG	16	PK	TXL	239481R1		SS7	-	2644000R1		
13COG2	20	PK	TXL	239481R1		SS7	-	2644000R1		
13COG3	20	PK	TXL	239481R1		SS7	-	2644000R1		
5CA(+)	18	YL	TXL	239481R1		SS7	-	2644000R1		
5CC(+)	20	YL	193	239481R1		SS7	-	2644000R1		
5CD(+)	18	YL	TXL	239481R1		SS7	-	2644000R1		
13COG	16	PK	TXL	239481R1		SS7	-	2644000R1		
13COG2	20	PK	TXL	239481R1		SS7	-	2644000R1		
13COG3	20	PK	TXL	239481R1		SS7	-	2644000R1		
AY5A(-)	18	GN	TXL	239481R1		SS7	-	2644000R1		
AY5B(-)	18	GN	TXL	239481R1		SS7	-	2644000R1		
AY5C(-)	18	GN	193	239481R1		SS7	-	2644000R1		
KA10-GB	16	WH	TXL	239481R1		SS7	-	2644000R1		
KA10-GE	16	WH	TXL	239481R1		SS7	-	2644000R1		
KA10-GJ	10	WH	TXL	239481R1		SS7	-	2644000R1		
VJ10-G	12	WH	TXL	46835BC1		SS7	-	2644000R1		
VJ10-GE	12	WH	TXL	46835BC1		SS7	-	2644000R1		
VJ10-GG	12	WH	TXL	46835BC1		SS7	-	2644000R1		
XR5A127	18	GN	TXL	239481R1		SS73	-	2644000R1		
XR5B127	18	GN	TXL	239481R1		SS73	-	2644000R1		
XR5C127	18	GN	TXL	239481R1		SS73	-	2644000R1		
XR5A106	18	YL	TXL	239481R1		SS74	-	2644000R1		
XR5B106	18	YL	TXL	239481R1		SS74	-	2644000R1		
XR5C106	18	YL	TXL	239481R1		SS74	-	2644000R1		
XR5A127	18	GN	TXL	239481R1		SS75	-	2644000R1		
XR5R127	18	GN	TXL	239481R1		SS75	-	2644000R1		
XR5S127	20	GN	193	239481R1		SS75	-	2644000R1		
14CSB	16	RD	TXL	239481R1		SS8	-	2644000R1		
14CSB2	20	RD	TXL	239481R1		SS8	-	2644000R1		
14CSB3	20	RD	TXL	239481R1		SS8	-	2644000R1		
5CA(-)	18	GN	TXL	239481R1		SS8	-	2644000R1		
5CC(-)	20	GN	193	239481R1		SS8	-	2644000R1		
5CD(-)	18	GN	TXL	239481R1		SS8	-	2644000R1		
14CSB	16	RD	TXL	239481R1		SS8	-	2644000R1		
14CSB2	20	RD	TXL	239481R1		SS8	-	2644000R1		
14CSB3	20	RD	TXL	239481R1		SS8	-	2644000R1		
KA14HA	14	RD	TXL	382181C1		SS8	-	2644000R1		
KA14J2	10	RD	GXL	382181C1		SS8	-	2644000R1		
KA14KB	14	RD	TXL	382181C1		SS8	-	2644000R1		
KA10-G	8	WH	GXL	46835BC1		SS8	-	2644000R1		
KA10-GA	10	WH	GXL	46835BC1		SS8	-	2644000R1		
KA10-GJ	10	WH	TXL	46835BC1		SS8	-	2644000R1		
KA77-G	16	WH	TXL	46835BC1		SS8	-	2644000R1		
VH10-G	12	WH	TXL	46835BC1		SS8	-	2644000R1		
VH10-GE	12	WH	TXL	46835BC1		SS8	-	2644000R1		
VH10-GF	12	WH	TXL	46835BC1		SS8	-	2644000R1		
VH10-GG	12	WH	TXL	46835BC1		SS8	-	2644000R1		
XZ5A117	18	GN	TXL	239481R1		SS84	-	2644000R1		
XZ5B117	18	GN	TXL	239481R1		SS84	-	2644000R1		
XZ5S117	18	GN	TXL	239481R1		SS84	-	2644000R1		
XZ5A106	18	YL	TXL	239481R1		SS85	-	2644000R1		
XZ5B106	18	YL	TXL	239481R1		SS85	-	2644000R1		
XZ5S106	18	YL	TXL	239481R1		SS85	-	2644000R1		
XZ5C106	18	YL	TXL	239481R1		SS86	-	2644000R1		
XZ5R106	20	YL	193	239481R1		SS86	-	2644000R1		
XZ5S106	18	YL	TXL	239481R1		SS86	-	2644000R1		
XZ5C117	18	GN	TXL	239481R1		SS87	-	2644000R1		
XZ5R117	20	GN	193	239481R1		SS87	-	2644000R1		
XZ5S117	18	GN	TXL	239481R1		SS87	-	2644000R1		
5CB(+)	18	YL	TXL	239481R1		SS9	-	2644000R1		
5CD(+)	18	YL	TXL	239481R1		SS9	-	2644000R1		
5CE(+)	20	YL	193	239481R1		SS9	-	2644000R1		
5CB(+)	18	YL	TXL	239481R1		SS9	-	2644000R1		
5CD(+)	18	YL	TXL	239481R1		SS9	-	2644000R1		
5CE(+)	20	YL	193	239481R1		SS9	-	2644000R1		
5CB(+)	18	YL	TXL	239481R1		SS9	-	2644000R1		
5CD(+)	18	YL	TXL	239481R1		SS9	-	2644000R1		
5CE(+)	20	YL	193	239481R1		SS9	-	2644000R1		
AL10-AH	10	WH	TXL	239481R1		SS9	-	2644000R1		
AL10-H	10	WH	TXL	239481R1		SS9	-	2644000R1		
AL95-GB	16	BK	TXL	239481R1		SS9	-	2644000R1		
AL95-GL	16	BK	TXL	239481R1		SS9	-	2644000R1		

Circuit Number	Gauge	Color	Insulation	Terminal / Splice Number	Connector Part Number	Connector Number	Cavity	Seal/Sleeve	Lock 1	Lock 2
GM6	18	TN	150	239481R1		SS9	-	2644000R1		
GM6A	20	VT	TXL	239481R1		SS9	-	2644000R1		
GM6B	20	VT	GXL	239481R1		SS9	-	2644000R1		
GM9RD	18	VT	GXL	239481R1		SS9	-	2644000R1		
VG68A	14	BN	GXL	382181C1		SS9	-	2644000R1		
VG68AC	14	BN	GXL	382181C1		SS9	-	2644000R1		
VG68AD	14	BN	GXL	382181C1		SS9	-	2644000R1		
XR5A106	18	YL	TXL	239481R1		SS91	-	2644000R1		
XR5R106	18	YL	TXL	239481R1		SS91	-	2644000R1		
XRSS106	20	YL	193	239481R1		SS91	-	2644000R1		
WC10-GA	12	WH	GXL	239481R1		SS92	-	2644000R1		
WC10-GD	8	WH	GXL	239481R1		SS92	-	2644000R1		
WC10-GF	6	WH	SGX	239481R1		SS92	-	2644000R1		
KD41D	18	WH	TXL	239481R1		SS93	-	2644000R1		
KD92A20	18	WH	TXL	239481R1		SS93	-	2644000R1		
KD92B20	18	TN	TXL	239481R1		SS93	-	2644000R1		
HA109S	18	GY	GXL	239481R1		STS1	-	2644000R1		
HA109SA	18	GY	GXL	239481R1		STS1	-	2644000R1		
HA109SB	18	GY	GXL	239481R1		STS1	-	2644000R1		
HA63E	18	DKBL	GXL	239481R1		STS2	-	2644000R1		
HA63EA	18	DKBL	GXL	239481R1		STS2	-	2644000R1		
HA63EB	18	DKBL	GXL	239481R1		STS2	-	2644000R1		
HE65-GC	16	WH	GXL	239481R1		STS3	-	2644000R1		
HE65-GD	16	WH	GXL	239481R1		STS3	-	2644000R1		
HE65-GE	16	WH	TXL	239481R1		STS3	-	2644000R1		
HE65B	16	OR	TXL	239481R1		SUS1	-	2644000R1		
HE65BA	16	OR	GXL	239481R1		SUS1	-	2644000R1		
HE65BB	16	OR	GXL	239481R1		SUS1	-	2644000R1		
MA11-GBB	16	WH	GXL	239481R1		SVS2	-	2644000R1		
MA54-GBB	16	WH	GXL	239481R1		SVS2	-	2644000R1		
MA54-GCC	16	WH	GXL	239481R1		SVS2	-	2644000R1		
MA58C	16	BN	GXL	239481R1		SVS5	-	2644000R1		
MA58CA	16	BN	GXL	239481R1		SVS5	-	2644000R1		
MA56A	16	OR	GXL	239481R1		SVS6	-	2644000R1		
MA56AB	16	OR	GXL	239481R1		SVS6	-	2644000R1		
MA56AC	16	OR	GXL	239481R1		SVS6	-	2644000R1		
KL5AC(+)	18	YL	TXL	239481R1		SX2	-	2644000R1		
KL5AD(+)	18	YL	TXL	239481R1		SX2	-	2644000R1		
KL5AE(+)	20	YL	193	239481R1		SX2	-	2644000R1		
KL5A(-)	18	GN	TXL	239481R1		SX3	-	2644000R1		
KL5AB(-)	18	GN	TXL	239481R1		SX3	-	2644000R1		
KL5AC(-)	18	GN	TXL	239481R1		SX3	-	2644000R1		
KL5AC(-)	18	GN	TXL	239481R1		SX4	-	2644000R1		
KL5AD(-)	18	GN	TXL	239481R1		SX4	-	2644000R1		
KL5AE(-)	20	GN	193	239481R1		SX4	-	2644000R1		
KL5A(+)	18	YL	TXL	239481R1		SX5	-	2644000R1		
KL5AB(+)	18	YL	TXL	239481R1		SX5	-	2644000R1		
KL5AC(+)	18	YL	TXL	239481R1		SX5	-	2644000R1		
KL5B(-)	18	GN	TXL	239481R1		SX6	-	2644000R1		
KL5BB(-)	18	GN	TXL	239481R1		SX6	-	2644000R1		
KL5BC(-)	18	GN	TXL	239481R1		SX6	-	2644000R1		
KL5B(+)	18	YL	TXL	239481R1		SX7	-	2644000R1		
KL5BB(+)	18	YL	TXL	239481R1		SX7	-	2644000R1		
KL5BC(+)	18	YL	TXL	239481R1		SX7	-	2644000R1		
KL5BC(+)	18	YL	TXL	239481R1		SX8	-	2644000R1		
KL5BD(+)	20	YL	193	239481R1		SX8	-	2644000R1		
KL5BE(+)	18	YL	TXL	239481R1		SX8	-	2644000R1		
KL5BC(-)	18	GN	TXL	239481R1		SX9	-	2644000R1		
KL5BD(-)	20	GN	193	239481R1		SX9	-	2644000R1		
KL5BE(-)	18	GN	TXL	239481R1		SX9	-	2644000R1		
1A9AAJ	18	GY	TXL	239481R1		TS1	-	2644000R1		
1A9E	18	GY	TXL	239481R1		TS1	-	2644000R1		
AA9AAJ	18	GY	TXL	239481R1		TS1	-	2644000R1		
AA9AE	18	GY	TXL	239481R1		TS1	-	2644000R1		
AA9E	18	GY	TXL	239481R1		TS1	-	2644000R1		
PAS4-GXAH	16	WH	TXL	239481R1		TS2	-	2644000R1		
PAS4-GXAJ	16	WH	TXL	239481R1		TS2	-	2644000R1		
PAS4-GXD	16	WH	TXL	239481R1		TS2	-	2644000R1		
PAS4XAJ	16	BN	TXL	239481R1		TS3	-	2644000R1		
PAS4XC	16	BN	TXL	239481R1		TS3	-	2644000R1		
PAS4XE	16	BN	TXL	239481R1		TS3	-	2644000R1		
AF17A	16	PK	GXL	239481R1		TS4	-	2644000R1		
AF17B	16	PK	GXL	239481R1		TS4	-	2644000R1		
AF17C	16	PK	GXL	239481R1		TS4	-	2644000R1		
JA11-GMB	18	WH	GXL	239481R1		XS1	-	2644000R1		
JA11-GMC	18	WH	GXL	239481R1		XS1	-	2644000R1		
JA11-GME	18	WH	GXL	239481R1		XS1	-	2644000R1		
JZ14EA	18	RD	GXL	239481R1		YS1	-	2644000R1		
JZ14EB	18	RD	GXL	239481R1		YS1	-	2644000R1		
JZ14ED	18	RD	GXL	239481R1		YS1	-	2644000R1		
JZ11-GMA	18	WH	GXL	239481R1		YS2	-	2644000R1		
JZ11-GMB	18	WH	GXL	239481R1		YS2	-	2644000R1		
JZ11-GMC	18	WH	GXL	239481R1		YS2	-	2644000R1		
[KC11A]	20	-	GXL	V-TERM	PAS15(1	2)	1937PB	7		
[KC11B]	20	-	GXL	V-TERM	PAS15(1	2)	1937PB	8		
[KC13]	20	-	GXL	V-TERM	PAS15(1	2)	1937PB	5		
[KC14A]	20	-	GXL	V-TERM	PAS15(1	2)	1937PB	1		
[KC14B]	20	-	GXL	V-TERM	PAS15(1	2)	1937PB	2		
[KC3(+)]	20	-	GXL	V-TERM	PAS15(1	2)	1937PB	4		
[KC3(-)]	20	-	GXL	V-TERM	PAS15(1	2)	1937PB	3		
[KC4(+)]	20	-	GXL	V-TERM	PAS15(1	2)	1937PB	13		
[KC4(-)]	20	-	GXL	V-TERM	PAS15(1	2)	1937PB	14		
[KC5(+)]	20	-	GXL	V-TERM	PAS15(1	2)	1937PB	10		
[KC5(-)]	20	-	GXL	V-TERM	PAS15(1	2)	1937PB	12		
[BF94-G]	14	-	TXL	V-TERM	PAS3(1	2)	1824	2		
[BF94BY]	14	-	TXL	V-TERM	PAS3(1	2)	1824	1		
[BF94MN]	14	-	TXL	V-TERM	PAS3(1	2)	1824	3		
[PP94SJ]	16	-	GXL	V-TERM	PAS2(1	2)	9514	1		
[PP94SK]	16	-	GXL	V-TERM	PAS2(1	2)	9514	2		
[SU94MM]	16	-	GXL	V-TERM	PAS2(1	2)	9515	1		
[SU94MN]	16	-	GXL	V-TERM	PAS2(1	2)	9515	2		
[BECORE]	NONE	-	NON	V-TERM	PAS2(1	2)	3A	1		
[BESHLD]	NONE	-	NON	V-TERM	PAS2(1	2)	3A	2		
[BECORE]	NONE	-	NON	V-TERM	PAS2(1	2)	4A	1		
[BESHLD]	NONE	-	NON	V-TERM	PAS2(1	2)	4A	2		
[YH94SL]	16	-	GXL	V-TERM	PAS2(1	2)	9414A	1		
[YH94SM]	16	-	GXL	V-TERM	PAS2(1	2)	9414A	2		
[YJ94SN]	18	-	GXL	V-TERM	PAS4(1	2)	9511B	1		
[YJ94SP]	18	-	GXL	V-TERM	PAS4(1	2)	9511B	2		
[YJ94SR]	18	-	GXL	V-TERM	PAS4(1	2)	9511B	3		
[YJ94SS]	18	-	GXL	V-TERM	PAS4(1	2)	9511B	4		
[YK94SN]	18	-	GXL	V-TERM	PAS4(1	2)	9511D	1		
[YK94SP]	18	-	GXL	V-TERM	PAS4(1	2)	9511D	2		
[YK94SR]	18	-	GXL	V-TERM	PAS4(1	2)	9511D	3		
[YK94SS]	18	-	GXL	V-TERM	PAS4(1	2)	9511D	4		

Circuit Number	Gauge	Color	Insulation	Terminal / Splice Number	Connector Part Number	Connector Number	Cavity	Seal/Sleeve	Lock 1	Lock 2
[SV94MM]	16	-	GXL	V-TERM	PAS2(1	2)	9515A	1		
[SV94MN]	16	-	GXL	V-TERM	PAS2(1	2)	9515A	2		
[SW94MM]	16	-	GXL	V-TERM	PAS2(1	2)	9515B	1		
[SW94MN]	16	-	GXL	V-TERM	PAS2(1	2)	9515B	2		
[KC11A]	20	-	GXL	V-TERM	PAS3(A	B)	1918BA	C		
[KC11B]	20	-	GXL	V-TERM	PAS3(A	B)	1918BA	C		
[KC13]	20	-	GXL	V-TERM	PAS3(A	B)	1918BA	B		
[KC14A]	20	-	GXL	V-TERM	PAS3(A	B)	1918BA	A		
[KC14B]	20	-	GXL	V-TERM	PAS3(A	B)	1918BA	A		
[KC3(+)]	20	-	GXL	V-TERM	PAS8(A	B)	1919BA	C		
[KC3(-)]	20	-	GXL	V-TERM	PAS8(A	B)	1919BA	D		
[KC5(+)]	20	-	GXL	V-TERM	PAS3(A	B)	1937PA	A		
[KC5(-)]	20	-	GXL	V-TERM	PAS3(A	B)	1937PA	C		
[KC4(+)]	20	-	GXL	V-TERM	PAS2(A	B)	1937PC	A		
[KC4(-)]	20	-	GXL	V-TERM	PAS2(A	B)	1937PC	B		
[GREEN]	16	-	GXL	V-TERM	PAS2(A	B)	344F	A		
[YELLOW]	16	-	GXL	V-TERM	PAS2(A	B)	344F	B		
[GREEN]	16	-	GXL	V-TERM	PAS2(A	B)	344F	A		
[YELLOW]	16	-	GXL	V-TERM	PAS2(A	B)	344F	B		
[GREEN]	16	-	GXL	V-TERM	PAS2(A	B)	344F	A		
[YELLOW]	16	-	GXL	V-TERM	PAS2(A	B)	344F	B		
[GREEN]	16	-	GXL	V-TERM	PAS2(A	B)	344M	POS		
[YELLOW]	16	-	GXL	V-TERM	PAS2(A	B)	344M	NEG		
[BDCOAX]	NONE	-	NON	V-TERM	PAS2(T	S)	1A	S		
[BDCOAX]	NONE	-	NON	V-TERM	PAS2(T	S)	2A	S		
[GREEN]	16	-	GXL	V-TERM	PAS2(T	S)	344M	T		
[YELLOW]	16	-	GXL	V-TERM	PAS2(T	S)	344M	S		
[GREEN]	16	-	GXL	V-TERM	PAS2(T	S)	344M	T		
[YELLOW]	16	-	GXL	V-TERM	PAS2(T	S)	344M	S		

A

A01-381:BLUNT_SL_VC . . . 950
A01-382:BLUNT_SL_VC . . . 951
A01-1110M:3928059C1 . . . 904
A01-1114M:3928059C1 . . . 906
A01-1119M:3928059C1 . . . 908
A01-1126M:3928059C1 . . . 910
A01-1200A:3768152C1 . . . 912
A01-1200B:3768153C1 . . . 915
A01-1200C:4057474C1 . . . 918
A01-1200D:4061870C1 . . . 921
A01-1200E:4057658C1 . . . 922
A01-1400:3596926C1 . . . 925
A01-1401:3596929C1 . . . 928
A01-1402:3596928C1 . . . 931
A01-1403:3596927C1 . . . 934
A01-1420:3557922C1 . . . 936
A01-1421:3557921C1 . . . 938
A01-1422:3548978C1 . . . 944
A01-1423:3846885C1 . . . 946
A01-1776:4062806C1 . . . 948
A01-1942:3673259C1 . . . 949
A02-1TB1:3722128C1 . . . 957
A02-1TB2:3722128C1 . . . 958
A02-2TB1:3722128C1 . . . 1045
A02-2TB2:3722128C1 . . . 1046
A02-4TB1:3722128C1 . . . 1051
A02-0009:4063156C1 . . . 952
A02-1000A:4063415C1 . . . 959
A02-1020:4063041C1 . . . 960
A02-1021:3613769C1 . . . 961
A02-1028:3613769C1 . . . 964
A02-1030:3700745C1 . . . 966
A02-1040:3601838C1 . . . 968
A02-1050:1661259C1 . . . 971
A02-1051:1661259C1 . . . 972
A02-1052:1661259C1 . . . 973
A02-1053:4116776C1 . . . 974
A02-1100:3546518C1 . . . 976
A02-1101M:3522071C1 . . . 978
A02-1111M:3928059C1 . . . 979
A02-1112:1661260C1 . . . 983
A02-1112M:3928059C1 . . . 981
A02-1113:1661260C1 . . . 986
A02-1113M:3928059C1 . . . 984
A02-1116M:3928059C1 . . . 987
A02-1117M:3928059C1 . . . 989
A02-1127R:1667741C1 . . . 992
A02-1200F:4116508C1 . . . 993
A02-1202:3767197C1 . . . 995
A02-1300:3597143C1 . . . 996
A02-1301-MIC:3600061C1 . . . 1001
A02-1410:3601838C1 . . . 1003
A02-1500A:3710061C1 . . . 1007
A02-1620:2007315C1 . . . 1010
A02-1650:3757649C1 . . . 1013
A02-1650MA:3544066C1 . . . 1012
A02-1901:3590298C1 . . . 1016
A02-1901A:3590298C1 . . . 1014
A02-1903:3590298C1 . . . 1018
A02-1903:3590298C1 . . . 1022
A02-1904:3768147C1 . . . 1023
A02-1905:3768147C1 . . . 1026
A02-1905A:3768147C1 . . . 1025
A02-1916:2005836C1 . . . 1027
A02-1917:1661197C1 . . . 1029

A02-1918:1661199C1 . . . 1032
A02-1918A:1661199C1 . . . 1030
A02-1918B:1661199C1 . . . 1031
A02-1919:2005836C1 . . . 1035
A02-1919A:2005836C1 . . . 1033
A02-1921:587565C91 . . . 1037
A02-1924:1661260C1 . . . 1038
A02-1925:587567C91 . . . 1039
A02-1926:3544677C1 . . . 1040
A02-1931A:4110679C1 . . . 1041
A02-1934M:3554818C1 . . . 1042
A02-1940:BLUNT_SL_VC . . . 1043
A02-1941:BLUNT_SL_VC . . . 1044
A02-2223:1669972C1 . . . 1047
A02-2224:3833917C1 . . . 1048
A02-2225:3834322C1 . . . 1049
A02-4500:1661375C2 . . . 1052
A02-5759F:587567C91 . . . 1054
A02-6202:3590299C1 . . . 1055
A02-8051:1661778C1 . . . 1056
A02_0009:4063156C1 . . . 1057
A02_0009:4063156C1 . . . 1058
A02_16B:3540613C1 . . . 1088
A02_1002:2015884C1 . . . 1059
A02_1003:3752570C1 . . . 1060
A02_1004B:3710088C1 . . . 1061
A02_1012:3768010C1 . . . 1062
A02_1013:3768010C1 . . . 1064
A02_1014:3768010C1 . . . 1066
A02_1050:1661260C1 . . . 1068
A02_1051:1661260C1 . . . 1069
A02_1114M:3928059C1 . . . 1070
A02_1127R:1667741C1 . . . 1072
A02_1127R:1667741C1 . . . 1073
A02_1127R:1667741C1 . . . 1074
A02_1200A:3768152C1 . . . 1075
A02_1200B:3768153C1 . . . 1078
A02_1200C:4057474C1 . . . 1080
A02_1200D:4061870C1 . . . 1082
A02_1200E:4057658C1 . . . 1083
A02_1500A:3710061C1 . . . 1085
A02_1500A:3710061C1 . . . 1086
A02_1500A:3710061C1 . . . 1087
A02_1600:3598706C1 . . . 1090
A02_1602:3598705C1 . . . 1091
A02_1606:3759005C1 . . . 1092
A02_1702:3595621C1 . . . 1093
A02_1800:3553649C1 . . . 1098
A02_1831A:4290973C1 . . . 1099
A02_1831A:4290973C1 . . . 1100
A02_1831A:4290973C1 . . . 1101
A02_1831A:4290973C1 . . . 1102
A02_1835:3850730C1 . . . 1103
A02_1835:3850730C1 . . . 1104
A02_1835:3850730C1 . . . 1105
A02_1835:3850730C1 . . . 1106
A02_1835:3850730C1 . . . 1107
A02_4007:373756C2 . . . 1108
A02_5000A:3595621C1 . . . 1109
A02_7901A:4218683C1 . . . 1110
A02_7901B:4218681C1 . . . 1112
ABS Private J1939 Design . . . 9
Airbag (Driver Seat and Passenger Seat) Design . . . 50
Airbag (Driver Seat Only) Design . . . 52
Airbag (Driver Seat, Passenger Seat, and Steering Wheel) Design . . . 45
Airbag (Steering Wheel and Driver Seat) Design . . . 47

Airbag (Steering Wheel Only) Design 48

B

B01-1802:3608496C1 1114
B01-1803:1678137C1 1116
B01-1804:1678137C1 1117
B01-1805:1678137C1 1118
B01-1806:1661777C1 1119
B01-1807:3547870C1 1120
B01-1808:1661777C1 1122
B01-1809:1673744C1 1123
B01-1811:3540757C1 1125
B01-1812:1661777C1 1126
B01-1821:3601800C1 1128
B01-1821A:3889458C1 1127
B01-1822:1678137C1 1129
B01-1823:1678137C1 1130
B01-1824:3919376C1 1131
B01-1825F:4064551C1 1132
B01_1800F:3612512C1 1134
B01_1806:1661777C1 1135
B01_1810:1661777C1 1136
B01_1812:1661777C1 1137
B01_1831:4290974C1 1138
B01_1831:4290974C1 1139
B01_1831:4290974C1 1140
B01_1831:4290974C1 1141
B01_1832:4290975C1 1142
B01_1833:4290973C1 1143
B01_1833:4290973C1 1144
B01_1833:4290973C1 1145
B01_1833:4290973C1 1146
Battery Feed Design 56
Body J1939 (250Kbps) Splice Pack 1024 Design 17
Body J1939 (250Kbps) Splice Pack 1025 Design 18
Body J1939 (250Kbps) Splice Pack 1029 Design 19
Body J1939 (250Kbps) W/ 3 Splice Packs Design 20

C

Cab J1939 (250Kbps) Design 10
Connector Assembly List 3075

D

D1N-166M:1661889C1 1147
D1N-1979:3831401C1 1149
D1N-1979A:4061584C1 1148
D1U-348:1661197C1 1153
D1U-349F:1661197C1 1154
D1U-1979M:6137618C92 1151
D2E-241:1661259C1 1155
D2E_240:3709924C1 1156
D2M_16A:3540612C1 1157
D2M_1979M:6137618C92 1158
D25-348F:1661197C1 1162
D25-349F:1661197C1 1163
D25-1979:3710061C1 1160
D48-166M:1661889C1 1164
D48-346F:1661197C1 1170
D48-347F:1661197C1 1171
D48-1979:3831401C1 1166
D48-1979A:4061584C1 1165
D48-2310:BLUNT_SL_VC 1168
D48-2311:BLUNT_SL_VC 1169
D51-166M:1661889C1 1172
D51-348F:1661197C1 1176
D51-349F:1661197C1 1177

D51-1979:3710061C1 . . . 1173
D78-745A:872291R1 . . . 1178
D81-2102F:1669972C1 . . . 1181
D82-2102F:1669972C1 . . . 1182
D99-2100M:1661889C1 . . . 1183
Diagnostic Proprietary J1939 A26 Design . . . 11

E

E05-3000:3538634C1 . . . 1184
E05-3003M:1671610C1 . . . 1186
E05-3100M:3767181C1 . . . 1187
E05-3201M:3709437C1 . . . 1188
E05-3202M:3820176C1 . . . 1189
E05-3203M:3709924C1 . . . 1190
E05-3300M:3535769C1 . . . 1192
E05-3400:1661259C1 . . . 1193
Engine Private J1939 A26 Design . . . 12
Engine Private J1939 X15 Design . . . 13

F

F05-3000:3538634C1 . . . 1194
F05-3003M:1671610C1 . . . 1196
F05-3100M:3767181C1 . . . 1197
F05-3201M:3709437C1 . . . 1198
F05-3202M:3820176C1 . . . 1199
F05-3203M:3709924C1 . . . 1200
F05-3300M:3535769C1 . . . 1202
F05-3400:1661259C1 . . . 1203
Fusion Private J1939 Design . . . 14

H

H01-1305:969541R1 . . . 1204
H01-5001B:4100325C1 . . . 1205
H01-5001B:4100325C1 . . . 1207
H01-5003:3613000C1 . . . 1209
H01-5005:872291R1 . . . 1212
H01-5012:872291R1 . . . 1215
H01-5013:872291R1 . . . 1217
H01-5110:1661196C1 . . . 1219
H01-5111:1661196C1 . . . 1220
H01-5112:239808R1 . . . 1221
H01-5113:239808R1 . . . 1222
H01-5114:239808R1 . . . 1223
H01-5115:239808R1 . . . 1224
H01-5128:1661259C1 . . . 1225
H01-5129:1661259C1 . . . 1226
H01-5130:1669972C1 . . . 1227
H01-5132:4092975C1 . . . 1228
H01-5133:4092975C1 . . . 1229
H01-5200-SPLR_HVAC_PANEL:2029979C1 . . . 1230
H01-5200:2029979C1 . . . 1234
H01-5201:3536187C1 . . . 1236
H01-5202:3599251C1 . . . 1237
H01-5205:3544870C1 . . . 1238
H01-5210:3548957C91 . . . 1243
H01-5212:3522071C1 . . . 1247
H01-5213:3602659C1 . . . 1249
H01-5214:3627940C1 . . . 1250
H01-5218A:3602659C1 . . . 1251
H01-5236:3540613C1 . . . 1252
H01-5237:3598711C1 . . . 1254
H01-5238:3540613C1 . . . 1256
H01-5312:3663001C1 . . . 1260
H01-5313:3663000C1 . . . 1262
H01-5314:1661200C1 . . . 1266

H01-5500:872291R1 . . . 1267
H01-5501:872291R1 . . . 1268
H01-5530:2011340C1 . . . 1269
H01-5704:872291R1 . . . 1270
H01-5706:872291R1 . . . 1271
H01-5756:366817C2 . . . 1272
H01-5759F:587567C91 . . . 1273
H01-5901:587565C91 . . . 1274
H01-5906:2028493C1 . . . 1275
H01-5907:2017533C1 . . . 1276
H01-5909:2005835C1 . . . 1278
H01-5927:2005836C1 . . . 1279
H01-5928A:4125377C1 . . . 1281
H01-5929A:3520850C1 . . . 1282
H01_5000:3595620C1 . . . 1283
H01_5218A:3602659C1 . . . 1284
H01_5301A:892136C1 . . . 1285
H02-5124:3520850C1 . . . 1286
H02-5222:3520850C1 . . . 1288
H02-5233:3520850C1 . . . 1290
H02-5235:1667529C1 . . . 1292
H02-5236:3515763C1 . . . 1293
H02-5237:1661200C1 . . . 1295
H02_5300:3520850C1 . . . 1297
H02_5301:449797C1 . . . 1298
H03-5100:3522068C1 . . . 1299
H03-5101:3522068C1 . . . 1301
H03-5301:3535769C1 . . . 1303
H03-5302:3535769C1 . . . 1304

I

Interior PDM Chart Design . . . 57

J

J1-1603:3598711C1 . . . 1305
J1-1603:3598711C1 . . . 1316
J1-1930:3572899C1 . . . 1318
J1-4410A:3572899C1 . . . 1319
J1:RING-E-1-2_0 . . . 1320
J2-1604:3598710C1 . . . 1321
J2-1604:3598710C1 . . . 1327
J2-1930:3572899C1 . . . 1329
J2-4410B:3572899C1 . . . 1330
J3-1600:3598706C1 . . . 1331
J3-1600:3598706C1 . . . 1343
J3:RING-E-3-8_0 . . . 1345
J4-1601:3598707C1 . . . 1347
J4:RING-E-3-8_0 . . . 1357
J4:RING-E-3-8_0 . . . 1359
J5-1602:3598705C1 . . . 1360
J5-1602:3598705C1 . . . 1377
J5-4411M:3517760C1 . . . 1379
J5-4412M:3517760C1 . . . 1380
J6-1606:3759005C1 . . . 1381
J6-1606:3759005C1 . . . 1402
J6-1606:3759005C1 . . . 1403
J6-1606:3759005C1 . . . 1404
J6-1606:3759005C1 . . . 1405
J6-1606:3759005C1 . . . 1406
J6-1606:3759005C1 . . . 1407
J7-1607:3710061C1 . . . 1408

K

K01-1F:1667639C1 . . . 1415
K01-1874:3590390C1 . . . 1417
K01-1874C:3590390C1 . . . 1416

K01-6301-MITS:RING-E-1-2_0 . . . 1418
K01-7000:365876C2 . . . 1419
K01-7105A:3599542C1 . . . 1420
K01-7106:3765544C1 . . . 1421
K01-7135:4104389C1 . . . 1423
K01-7150:3605713C1 . . . 1424
K01-7207:3525872C1 . . . 1425
K01-7500T:1661778C1 . . . 1427
K01-7500W:1661778C1 . . . 1429
K01-7501:3577412C1 . . . 1431
K01-7502:587567C91 . . . 1432
K01_7106:3765544C1 . . . 1433
K02-670A:3573078C1 . . . 1478
K02-670B:3573078C1 . . . 1480
K02-1378:1687789C1 . . . 1438
K02-1874:3590390C1 . . . 1442
K02-1874A:3977821C1 . . . 1440
K02-1874B:3590390C1 . . . 1441
K02-2010:2036584C1 . . . 1443
K02-6000 (J2):3945694C1 . . . 1444
K02-6100A/J:RING-M-8_0 . . . 1450
K02-6100B:RING-M-8_0 . . . 1451
K02-6100D:RING-E-5-16_0 . . . 1452
K02-6100E:RING-M-8_0 . . . 1453
K02-6100F:RING-M-8_0 . . . 1454
K02-6100G:RING-E-1-4_0 . . . 1455
K02-6100H:RING-M-8_0 . . . 1456
K02-6101A/J:RING-M-8_0 . . . 1457
K02-6101B:RING-M-6_0 . . . 1458
K02-6101D:RING-E-5-16_0 . . . 1459
K02-6101E:RING-M-8_0 . . . 1460
K02-6101F:RING-M-6_0 . . . 1461
K02-6101G:RING-E-1-4_0 . . . 1462
K02-6101H:RING-M-6_0 . . . 1463
K02-6200:1671610C1 . . . 1464
K02-6201:3600324C1 . . . 1465
K02-6301-DELCO:RING-M-12_0 . . . 1466
K02-6301-MITS:RING-E-1-2_0 . . . 1469
K02-6305-DELCO:RING-M-5_0 . . . 1472
K02-6305-MITS:RING-M-6_0 . . . 1473
K02-6316M-DELCO:2036583C1 . . . 1474
K02-6401:1671610C1 . . . 1475
K02-6402:3662425C1 . . . 1476
K02-6550:1671610C1 . . . 1477
K02-6702:3551896C1 . . . 1482
K02-6703:3551896C1 . . . 1484
K02-7000:365876C2 . . . 1486
K02-7105:3599542C1 . . . 1488
K02-7106-ISX:3765544C1 . . . 1491
K02-7107-ISX:3765545C1 . . . 1494
K02-7135:4104389C1 . . . 1496
K02-7303:3522068C1 . . . 1497
K02-7350:3755755C1 . . . 1498
K02-7350:3755755C1 . . . 1500
K02-7500W:1661778C1 . . . 1502
K02-7500W:1661778C1 . . . 1505
K02-7502:587567C91 . . . 1506
K02-7600:3662425C1 . . . 1507
K02-7700K:3536864C1 . . . 1508
K02-7700M:3536864C1 . . . 1509
K02-7700T:3536864C1 . . . 1510
K02-7800:BLUNT_SL_VC . . . 1511
K02-7801:BLUNT_SL_VC . . . 1512
K02-7802:3540051C91 . . . 1513
K02-8500:6114576C1 . . . 1514
K02-J1-DELCO:RING-M-12_0 . . . 1434

K02-J1-MITS:RING-E-1-2_0 . . . 1436
K02_674B:6114577C1 . . . 1517
K02_674_:6114577C1 . . . 1519
K02_690:3765646C92 . . . 1521
K02_690_:3765646C92 . . . 1523
K02_6400:3522068C1 . . . 1516
K06_1F:3565207C1 . . . 1526
K06_670A:3573078C1 . . . 1584
K06_670B:3573078C1 . . . 1586
K06_674:6114577C1 . . . 1601
K06_674B:6114577C1 . . . 1595
K06_674B:6114577C1 . . . 1598
K06_678:3991593C1 . . . 1604
K06_690:3765646C92 . . . 1605
K06_690:3765646C92 . . . 1609
K06_690:3765646C92 . . . 1610
K06_690:3765646C92 . . . 1611
K06_690:3765646C92 . . . 1612
K06_690:3765646C92 . . . 1613
K06_690:3765646C92 . . . 1614
K06_690:3765646C92 . . . 1615
K06_690:3765646C92 . . . 1616
K06_690:3765646C92 . . . 1617
K06_691:3714731C1 . . . 1618
K06_1702:3595620C1 . . . 1528
K06_6021 (C1):4114213C1 . . . 1535
K06_6022 (C2):4114212C1 . . . 1541
K06_6023 (C3):4114211C1 . . . 1546
K06_6024 (C4):4114210C1 . . . 1551
K06_6024 (C4):4114210C1 . . . 1559
K06_6024 (C4):4114210C1 . . . 1560
K06_6024 (C4):4114210C1 . . . 1561
K06_6024:4114210C1 . . . 1562
K06_6033A:4143904C1 . . . 1563
K06_6104:6113104C1 . . . 1567
K06_6200:3626435C1 . . . 1568
K06_6201P:3600324C1 . . . 1569
K06_6307:3692844C1 . . . 1570
K06_6314A:3692850C1 . . . 1571
K06_6314B:480417C1 . . . 1572
K06_6314C:3866817C1 . . . 1573
K06_6316M:2036583C1 . . . 1574
K06_6317:3692844C1 . . . 1575
K06_6400A:3522068C1 . . . 1576
K06_6401:3662425C1 . . . 1577
K06_6564:374377C2 . . . 1578
K06_6565:3752570C1 . . . 1579
K06_6566:6113338C1 . . . 1580
K06_6567:6113341C1 . . . 1581
K06_6567:6113341C1 . . . 1582
K06_6567:6113341C1 . . . 1583
K06_6702:3543729C1 . . . 1588
K06_6703A:3522068C1 . . . 1590
K06_6703D:4155801C1 . . . 1591
K06_6704:3551896C1 . . . 1593
K06_6704H:2241337C1 . . . 1592
K06_6748:3602454C1 . . . 1600
K06_7000:365876C2 . . . 1619
K06_7100:3695859C1 . . . 1621
K06_7105A:3599542C1 . . . 1623
K06_7107:3765545C1 . . . 1626
K06_7107:3765545C1 . . . 1628
K06_7150:3605713C1 . . . 1629
K06_7205:3525872C1 . . . 1641
K06_7206:3525874C1 . . . 1643
K06_7250:3605715C1 . . . 1645

K06_7500W:1661778C1 . . . 1648
K06_7501:3577412C1 . . . 1649
K06_7502:587567C91 . . . 1650
K06_7600:3610533C1 . . . 1651
K06_7603M:3610533C1 . . . 1652
K06_7605:3610533C1 . . . 1653
K06_7700K:3536864C1 . . . 1654
K06_7800:BLUNT_SL_VC . . . 1655
K06_7801:BLUNT_SL_VC . . . 1656
K06_7802:3540051C91 . . . 1657
K06_8410:3664985C1 . . . 1658
Key Switch Accessory Design . . . 58
Key Switch Ignition Design . . . 59

L

L01-675:3854665C91 . . . 1670
L01-676:3854666C91 . . . 1671
L01-677:3854645C91 . . . 1672
L01_674:6114576C1 . . . 1673
L01_674:6114576C1 . . . 1675
L01_674:6114576C1 . . . 1677
L01_674:6114576C1 . . . 1679
L01_674_:6114576C1 . . . 1681
L01_678:3991593C1 . . . 1683
L01_680:3993814C2 . . . 1684
L01_691:3714731C1 . . . 1686
LED 113:1661375C2 . . . 1660
LF 5162:3612305C1 . . . 1662
LINE:RING-E-3-8_0 . . . 1664
LOAD:RING-E-3-8_0 . . . 1665
LoneStar - X15 - Adaptive Cruise Control (Bendix - Fusion W/O DIU & N/ Safety Direct & Tweeters) Design . . . 185
LoneStar - X15 - Adaptive Cruise Control (Bendix - Fusion W/O DIU & W/ Safety Direct & Reg Speakers) Option 1 Design . . . 186
LoneStar - X15 - Adaptive Cruise Control (Bendix - Fusion W/O DIU & W/ Safety Direct & Reg Speakers) Option 2 Design . . . 187
LoneStar - X15 - Adaptive Cruise Control (Bendix - Fusion W/O DIU & W/ Safety Direct & W/ Tweeters) Design . . . 188
LoneStar - X15 - Adaptive Cruise Control w/o Display (Bendix) Design . . . 184
LoneStar - X15 - Adaptive Cruise Control w/o Display (Wabco) Design . . . 194
LoneStar - X15 - Antilock Brake System (ABS) - Wabco 4 Channel Implementation Design . . . 332
LoneStar - X15 - Antilock Brake System (ABS) [Bendix 6 Channel Implementation] Design . . . 318
LoneStar - X15 - Antilock Brake System (ABS)-BENDIX 4 Channel Implemenation Design . . . 321
LoneStar - X15 - Antilock Brake System - Wabco ABS 6 Channel Implementation Design . . . 336
LoneStar - X15 - Body Builder Lighting - (BOC EOF In Cab) (8HAB 8HAE 8HAU) (Automatic) Design . . . 279
LoneStar - X15 - Body Builder Lighting - (BOC EOF In Cab) (8HAB 8HAE 8HAU) (Manual) Design . . . 285
LoneStar - X15 - City Horn W/ 4PIN CLK W/O RKA Design . . . 210
LoneStar - X15 - City Horn W/ 4PIN CLK W/RKA Design . . . 211
LoneStar - X15 - City Horn W/ 10PIN CLK W/O RKA Design . . . 208
LoneStar - X15 - City Horn W/ 10PIN CLK W/RKA Design . . . 209
LoneStar - X15 - Crank Inhibit with Hood Switch - with New BODY CONTROL MODULE Pin Design . . . 881
LoneStar - X15 - Fuel Heater (Vehicle Powered) (Davco) Design . . . 595
LoneStar - X15 - Headlights Halogen N/INT N/LOWW Design . . . 466
LoneStar - X15 - Headlights Halogen N/INT W/LOWW Design . . . 467
LoneStar - X15 - Headlights Halogen W/INT N/LOWW Design . . . 468
LoneStar - X15 - Headlights Halogen W/INT W/LOWW Design . . . 469
LoneStar - X15 - Hood Switch Design . . . 883

LoneStar - X15 - Lane Departure Warning - (Bendix Fusion W/Safety Direct))(US & Canada) Design . . . 369
LoneStar - X15 - Lane Departure Warning - (Bendix Fusion W/Safety Direct))(US & Canada)- Design . . . 370
LoneStar - X15 - Modesty Lighting W/ Day Cab W/ 2 Turn /0 Marker Design . . 505
LoneStar - X15 - Modesty Lighting W/ Sleeper W/ 4 Side Turns / 0 Marker Design . . . 506
LoneStar - X15 - Tire Pressure (TPMS) (US & Canada) Design . . . 252
LoneStar - X15 - Trailer Interface (ABS) - Center Pin Circuit Design . . . 755
LoneStar - X15 - Windshield Washer Pump & Low Fluid Sensor Design . . . 800
LoneStar - X15 - Windshield Washer Pump Design . . . 799
LoneStar - X15/A26 - Front Fog Lamps Design . . . 463
LoneStar - X15/A26 - Marker Lights (Halogen) Design . . . 498
Low Speed J1939 (125Kbps) Design . . . 15
LS 8053F:1667740C1 . . . 1666
LS 8100F:1667740C1 . . . 1667
LT - X15/A26 - Headlights Halogen N/INT N/LOWW Design . . . 470
LT - X15/A26 - Headlights Halogen N/INT W/LOWW Design . . . 471
LT - X15/A26 - Headlights Halogen W/INT N/LOWW Design . . . 472
LT - X15/A26 - Headlights Halogen W/INT W/LOWW Design . . . 473
LT - X15/A26 - Headlights LED N/ INT N/LOWW Design . . . 474
LT - X15/A26 - Headlights LED N/ INT W/LOWW Design . . . 475
LT - X15/A26 - Headlights LED W/INT N/LOWW Design . . . 476
LT - X15/A26 - Headlights LED W/INT W/LOWW Design . . . 477
LT 8054F:1667740C1 . . . 1668
LT A26/X15 Hadley Smart Valve - 14WCS Design . . . 218
LT/RH - 2021 A26 - Charging System (Delco Remy 28SI Alternator W/ Remote Sense) Design . . . 825
LT/RH - 2021 A26 - Charging System (Delco Remy 36SI Alternator W/ Remote Sense) Design . . . 828
LT/RH - 2021 A26 - Charging System (Delco Remy 40SI/38SI Alternator W/ Remote Sense) Design . . . 831
LT/RH - 2021 A26 - Charging System (Leece-Neville - LN 325A Alternator W/ Remote Sense) Design . . . 853
LT/RH - 2021 A26 - Charging System (Leece-Neville 14931PAH_14923PAH Alternator) Design . . . 850
LT/RH - 2021 A26 - Charging System (Leece-Neville AVI160-160A/210A/240A N/ Remote Sense) Design . . . 844
LT/RH - 2021 A26 - Charging System (Leece-Neville AVI160-190A/210A/240A Alternator W/ Remote Sense) Design . . . 847
LT/RH - 2021 A26 - Heating Ventilation & Air Conditioning (HVAC) (Auto Control head W/PT Transducer N/Low Pressure SW) Design . . . 613
LT/RH - 2021 A26 - Heating Ventilation & Air Conditioning (HVAC) (Manual W/PT Transduce N/Low Pressure SW) Design . . . 616
LT/RH - 2021 A26 - Transmission Shifter (Eaton Endurant and Eaton Procision) Design . . . 777
LT/RH - 2021 A26 - Transmission Shifter (Universal Stalk Shifter - Allison 3K/4K) Design . . . 778
LT/RH - 2021 A26 - Transmission Shifter (Universal Stalk Shifter, Ultrashift) Design . . . 779
LT/RH - A26 - Air Filter Flow Restriction Monitoring (LED Indicator) Design . . . 381
LT/RH - A26 - Air Filter Flow Restriction Monitoring Design . . . 380
LT/RH - A26 - Ambient Temperature (Mirror Sensor) Design . . . 653
LT/RH - A26 - Auto Neutral (Allison with Multiplex Switch and Confirmation Telltale) Design . . . 787
LT/RH - A26 - Auto Start Stop and Sleeper Auto Climate Cab Temp Oil Mapping (Manual Trans) Design . . . 808
LT/RH - A26 - Auto Start Stop Battery Oil Temp Mapping Manual Trans Design . . . 809
LT/RH - A26 - Auto Start Stop with Sleeper Auto Climate Cab Temp Oil Mapping (Auto Trans) Design . . . 807
LT/RH - A26 - Back of Cab Aux Work Light (2 blunt cuts without relay) (Backup with Manual Trans- not Endurant) Design . . . 589
LT/RH - A26 - Back-Up Alarm (Manual) W/ Tailboard Design . . . 114
LT/RH - A26 - Backup Light (Dual Reverse Light)Allison/ZF Trans Design . . . 412

LT/RH - A26 - Backup Light (Dual Reverse LT) - Relay Coil CTRL by TCM - 6 PIN Design 422
LT/RH - A26 - Backup Light (Reverse Light) Allison/ZF Trans Design 414
LT/RH - A26 - Backup Light (Single Reverse Light) Procision, Endurant Design 425
LT/RH - A26 - Backup Light (Single Reverse Light) W/Allison Design 415
LT/RH - A26 - Backup Light (Single Reverse Light)Yukon AMT Design 424
LT/RH - A26 - Backup Lights (Reverse Light) Eaton/Manual Trans Design . . . 421
LT/RH - A26 - Backup Lights (Dual Reverse Light) Eaton/Manual Trans Design 416
LT/RH - A26 - Backup Lights (Single Reverse Light) Eaton/Manual Trans-Option 1 Design 419
LT/RH - A26 - Backup Lights (Single Reverse Light) Eaton/Manual Trans-Option2 Design 418
LT/RH - A26 - Backup Lights (W/ BB TRLR SKT)Allison/ZF Trans Design 411
LT/RH - A26 - Battery International (8) 12V Design 900
LT/RH - A26 - Body Builder Lighting - (BOC EOF In Cab) (8HAB 8HAE 8HAU) (Manual) Design 287
LT/RH - A26 - Charging System (Bosch LH160_LH200 Alternator) Design 815
LT/RH - A26 - Charging System (Bosch LIL165_LIL200 Alternator W/ Remote Sense) Design 818
LT/RH - A26 - Coolant Level Monitoring (No CLA Module) Design 387
LT/RH - A26 - Cooling Fan Control (Fan Override) Design 389
LT/RH - A26 - Cooling Fan Control (No Fan Override) Design 390
LT/RH - A26 - Cranking (Starter) (BCM Controlled & N/ Wired Thermal Over-Crank) Design 867
LT/RH - A26 - Cranking (Starter) (BCM Controlled & N/ Wired Thermal Overcrank) Design 866
LT/RH - A26 - Cranking (Starter) (BCM Controlled & W/ Wired Thermal Over-crank) Design 870
LT/RH - A26 - Cranking (Starter) (BCM Controlled & W/ Wired Thermal Overcrank) Design 869
LT/RH - A26 - DEF Economy Monitor (Cluster) Design 661
LT/RH - A26 - DPF Regen Switch Only Design 259
LT/RH - A26 - DPF With Monostable Inhibit Switch Design 260
LT/RH - A26 - DPF With/ Bi-Stable Inhibit Switch Design 261
LT/RH - A26 - Engine Electrical I/O (24-Pin Vehicle Interface Connector) Design 401
LT/RH - A26 - Fuel Heater (Vehicle Powered)(Davco) Design 596
LT/RH - A26 - High Exhaust System Temperature (HEST) Monitoring Design . 698
LT/RH - A26 - Powertrain Body Builder Connector (A26 Engine MD1 N/Ultrashift TCM) Design 291
LT/RH - A26 - Powertrain Ground Splice Pack 6704 Design 41
LT/RH - A26 - Powertrain ZVR Splice Pack 6702 Design 42
LT/RH - A26 - Selective Catalytic Reduction (SCR) - (Built 11/01/2021-12/10/2021) Design 265
LT/RH - A26 - Selective Catalytic Reduction (SCR) - (Built 12/10/2021-12/31/2022) Design 267
LT/RH - A26 - Service Brake Switch (Multiple Service Brake Switch W/ Redundant Switch) Design 310
LT/RH - A26 - Service Brake Switch(Multiple Brake Switch N/Redundant Brake Switch) Design 311
LT/RH - A26 - Starter Interlock (BCM HSD Controlled w/ Relay & N/ Neutral Switch) Design 888
LT/RH - A26 - Starter Interlock (BCM HSD Controlled W/ Relay & W/ Neutral Switch) Design 889
LT/RH - A26 - Starter Interlock (BCM HSD CTRL W/ Clutch Switch W/ Neutral Switch) Design 890
LT/RH - A26 - Starter Interlocks (BCM controlled with input from Allison TCM Design 886
LT/RH - A26 - Starter Interlocks (Service Brake Interlock) Design 887
LT/RH - A26 - Starting Aid (Flame Start W/MD1 ECM) Design 403
LT/RH - A26 - Transmission (Allison 3K) Design 786
LT/RH - A26 - Transmission (Endurant) Design 782
LT/RH - A26 - Transmission (Ultrashift + FAS) Design 784
LT/RH - A26 - Transmission I/O (Allison 3K with Body Builder) Design 295

LT/RH - A26 - Transmission Oil Temperature (Automatic Trans W/ Aux Gauge) Design 676
LT/RH - A26 - Transmission Oil Temperature (Automatic Trans) Design 677
LT/RH - A26 - Transmission Oil Temperature (Manual Trans W/ Aux Gauge) Design 678
LT/RH - A26 - Transmission Oil Temperature (Manual Trans) Design 679
LT/RH - A26 - Transmission Power Take Off (Active Low Feedback) Design . . 298
LT/RH - A26 - Transmission Power Take Off (Dual PTO W/ 42 Parameters & W/ Auto, AMT Trans) Design 299
LT/RH - A26 - Transmission Power Take Off (Dual PTO W/ 42 Parameters & W/ Manual Trans) Design 301
LT/RH - A26 - Transmission Power Take Off (Single PTO W/ 42 Parameters & W/ Manl Trans) Design 304
LT/RH - A26 - Transmission Power Take Off (Single PTO W/42 Parameters & W/ Auto, AMT Trans) Design 302
LT/RH - A26 - Transmissions Electrical I/O (Eaton Ultrashift) Design 294
LT/RH - A26 - Underhood PDM Design 69
LT/RH - A26 - Vehicle Speedometer System (VSS wired to VIC) Design 688
LT/RH - A26 - Water In Fuel (WIF) Davco W/ Heater Design 606
LT/RH - A26 - Water In Fuel (WIF) Racor N/ Heater Design 607
LT/RH - A26 - Work Lights (2 Blunt Cuts Only W/O Relay) W/Backup W/Manual Trans Day Cab Design 568
LT/RH - A26 - Work Lights - LED W/ Sw Pack - Customer Supplied - Sleeper W/ RKE W/MAN REV Design 546
LT/RH - A26 - Work Lights - LED W/ Sw Pack - Customer Supplied - Sleeper W/O RKE W/MAN REV Design 542
LT/RH - A26 - Work Lights -LED W/ Sw Pack - Sleeper W/ RKE W/MAN REV Design 583
LT/RH - A26 - Work Lights -LED W/ Sw Pack - Sleeper W/O RKE W/MAN REV Design 581
LT/RH - A26 - Work Lights LED W/ Sw Pack - Day Cab W/ RKE W/MAN REV Design 566
LT/RH - A26 - Work Lights LED W/ Sw Pack - Day Cab W/O RKE W/MAN REV Design 564
LT/RH - A26 - Work Lights W/ Sw Pack - Customer Supplied W/ RKE W/MAN REV Design 525
LT/RH - A26 - Work Lights W/ Sw Pack - Customer Supplied W/O RKE W/MAN REV Design 521
LT/RH - A26/X15 - Maxwell 12V Ultracapacitor Engine Start Module (ESM) Design 879
LT/RH - Navistar A26 ECM Design 26
LT/RH - X15 - Accelerator Interlock W/ Park Brake Controls Design 379
LT/RH - X15 - Body Builder Lighting - (BOC EOF In Cab) (8HAB 8HAE 8HAU) (Manual) Design 289
LT/RH - X15 - Cooling Fan Control (No Fan Override, Cummins) Design 391
LT/RH - X15 - Fuel Heater (Vehicle Powered) (Davco) Design 597
LT/RH - X15 - Fuel Heater (Vehicle Powered) (RAVCOR) Design 599
LT/RH - X15/A26 - 10 PIN ClockSpring Design 197
LT/RH - X15/A26 - Adaptive Cruise Control (Bendix - Fusion W/O DIU & N/ Safety Direct & Reg Speakers) Design 190
LT/RH - X15/A26 - Adaptive Cruise Control (Bendix - Fusion W/O DIU & N/ Safety Direct & Tweeters) Design 191
LT/RH - X15/A26 - Adaptive Cruise Control (Bendix - Fusion W/O DIU & W/ Safety Direct & Reg Speakers) Design 192
LT/RH - X15/A26 - Adaptive Cruise Control (Bendix - Fusion W/O DIU & W/ Safety Direct & W/ Tweeters) Design 193
LT/RH - X15/A26 - Adaptive Cruise Control w/o Display (Bendix) Design 189
LT/RH - X15/A26 - Adaptive Cruise Control w/o Display (Wabco) Design 195
LT/RH - X15/A26 - Antilock Brake System (ABS) - Wabco 4 Channel Implementation Design 339
LT/RH - X15/A26 - Antilock Brake System (ABS) BENDIX 4 Channel Implemenation Design 325
LT/RH - X15/A26 - Antilock Brake System (ABS) Bendix 6 Channel Implementation Design 329

LT/RH - X15/A26 - Antilock Brake System - Wabco ABS 6 Channel Implementation Design . . . 343
LT/RH - X15/A26 - Battery Disconnect Design . . . 814
LT/RH - X15/A26 - Bendix Stability Control For Tractor or Tractors with Trailer Tow Design . . . 352
LT/RH - X15/A26 - Bendix; Tractor or Towing Truck; W/ Air SUSP; J1939 Driven Lamp Design . . . 354
LT/RH - X15/A26 - Body Builder Lighting - (BOC EOF In Cab) (8HAB 8HAE 8HAU) (Automatic) Design . . . 281
LT/RH - X15/A26 - City Horn W/ 4PIN CLK W/O RKA Design . . . 214
LT/RH - X15/A26 - City Horn W/ 4PIN CLK W/RKA Design . . . 215
LT/RH - X15/A26 - City Horn W/ 10PIN CLK W/O RKA Design . . . 212
LT/RH - X15/A26 - City Horn W/ 10PIN CLK W/RKA Design . . . 213
LT/RH - X15/A26 - Directional Signal (Turn) With HEADLIGHTS (HAL-125) Design . . . 457
LT/RH - X15/A26 - Directional Signal (Turn) With HEADLIGHTS (LED-125) Design . . . 460
LT/RH - X15/A26 - Directional Signal (Turn) With HEADLIGHTS Design . . . 456
LT/RH - X15/A26 - Directional Signal (Turn) With HEADLIGHTS Option2 Design . . . 459
LT/RH - X15/A26 - Engine Block Heater (Purchased Assembly) Design . . . 397
LT/RH - X15/A26 - Engine Fuel and Block Heaters (Purchased Assembly) Design . . . 398
LT/RH - X15/A26 - Engine Oil and Block Heaters (Purchased Assembly) Design . . . 399
LT/RH - X15/A26 - Engine Oil Level Monitoring (CA2.0) Design . . . 665
LT/RH - X15/A26 - Engine Oil, Fuel, and Block Heaters (Purchased Assembly) Design . . . 400
LT/RH - X15/A26 - Fog Lights Lamps Design . . . 464
LT/RH - X15/A26 - Hood Switch Design . . . 884
LT/RH - X15/A26 - Intake Manifold Pressure AUX gauge Design . . . 672
LT/RH - X15/A26 - Land Departure Warning - (Bendix - AutoVue W/ Qualcomm Safety Direct) Design . . . 371
LT/RH - X15/A26 - Lane Departure Warning (Mobileye Per-Wire) Design . . . 375
LT/RH - X15/A26 - Lane Departure Warning - (Bendix - AutoVue N/ Qualcomm Safety Direct) Design . . . 374
LT/RH - X15/A26 - Lane Departure Warning - (Bendix Fusion W/Safety Direct))(US & Canada) Design . . . 373
LT/RH - X15/A26 - Lane Departure Warning - (Wabco OnLane 2.0 w/ roof speakers) Design . . . 376
LT/RH - X15/A26 - Lane Departure Warning - (Wabco OnLane 2.0 w/ tweeter) Design . . . 377
LT/RH - X15/A26 - Lane Departure Warning - (Wabco OnLane) Design . . . 378
LT/RH - X15/A26 - Lane Departure Warning - Bendix Design . . . 372
LT/RH - X15/A26 - Lane Keep Assist Design . . . 365
LT/RH - X15/A26 - License Plate Light (Dual LED Lamp Tail Light) Option 1 Design . . . 486
LT/RH - X15/A26 - License Plate Light (Dual LED Lamp Tail Light) Option 2 Design . . . 488
LT/RH - X15/A26 - License Plate Light (Tail Light Single Assy.) Option 1 Design . . . 492
LT/RH - X15/A26 - License Plate Light (Tail Light Single Assy.)Option 2 Design . . . 490
LT/RH - X15/A26 - Marker Lights (With 113 Halogen) Design . . . 499
LT/RH - X15/A26 - Marker Lights (With 125 Halogen) Design . . . 500
LT/RH - X15/A26 - Marker Lights (With 125 LED) Design . . . 502
LT/RH - X15/A26 - Marker Lights (With113 LED) Design . . . 501
LT/RH - X15/A26 - Mirrors (Heat) [Switch Pack Actuated Relay Driven] Design 201
LT/RH - X15/A26 - Modesty Lighting W/ Day Cab W/ 2 Turn /0 Marker Design 507
LT/RH - X15/A26 - Modesty Lighting W/ Sleeper W/ 4 Side Turns / 0 Marker Design . . . 508
LT/RH - X15/A26 - Panic Switch (Sleeper) Design . . . 509
LT/RH - X15/A26 - Park Brake Control (Monitoring) (W/Vehicle Speed) Design 346
LT/RH - X15/A26 - Park Brake Control (Monitoring)(GEN IV BCM) Design . . . 347
LT/RH - X15/A26 - Radio N/ Sterring Wheel Pod N/ Remote Design . . . 81
LT/RH - X15/A26 - Radio W/Steering Wheel Pod N/ Remote Design . . . 82

LT/RH - X15/A26 - Skirt Light Customer Supplied Design 510
LT/RH - X15/A26 - Steering Hands Off Detection Design 366
LT/RH - X15/A26 - Steering Performance Design 367
LT/RH - X15/A26 - Tire Pressure (TPMS) (US & Canada) Design 253
LT/RH - X15/A26 - Trailer Interface (ABS) - Center Pin Circuit Design 759
LT/RH - X15/A26 - Wabco Full Stability Control Design 356
LT/RH - X15/A26 - Windshield Washer Pump & Low Fluid Sensor Design 802
LT/RH - X15/A26 - Windshield Washer Pump Design 801
LT/RH - X15/A26 - Windshield Wipers Cruise Disable & Park Brake W/Wipers ON Design 804
LT/RH - X15/A26 - Windshield Wipers Cruise Disable W/Wipers ON Design . . . 803
LT/RH - X15/A26 - with Hood Switch - with New BODY CONTROL MODULE Pin Design 885
LT/RH - X15/A26 - Work Lights W/ Sw Pack - Customer Supplied Design 530
LT/RH A26 - Aftertreatment PDM Design 54
LT/RH A26 - Back-Up Alarm (Manual) (W/ Tail Light Bar Assy) Design 110
LT/RH A26 - Back-Up Alarm (Manual) and UltraShift+ Design 102
LT/RH A26 - Battery International (3) 12V Design 896
LT/RH A26 - Battery International (4) 12V Design 898
LT/RH A26 - Transmission (Ultrashift+ w/Body Builder) Design 790
LT/RH A26 - Transmission I/O (Endurant Pressure Sensor) Design 797
LT/RH A26 - X15/A26 - Up Shift Indicator (CA 2.0) Design 701
LT/RH LoneStar - X15/A26 - Fan - Sleeper/Bunk Design 216
LT/RH LoneStar - X15/A26 - Speakers:Four Speakers N/BT N/QC Design 87
LT/RH LoneStar - X15/A26 - Speakers:Four Speakers N/BT W/QC Design 89
LT/RH LoneStar - X15/A26 - Speakers:Four Speakers W/BT N/QC Design 92
LT/RH LoneStar - X15/A26 - Speakers:Four Speakers W/BT W/QC Design 94
LT/RH LoneStar - X15/A26 - Speakers:Speakers N/BT W/AMP N/QC Design . . 91
LT/RH LoneStar - X15/A26 - Speakers:Speakers W/BT W/AMP N/QC Design . . 96
LT/RH X15 - Backup Light (Dual Reverse Light) Allison-TC10 Design 426
LT/RH X15 - Backup Light (Dual Reverse LT) Procosion/Endurant Design 444
LT/RH X15 - Backup Light (Reverse Light) Allison TC10 Design 428
LT/RH X15 - Backup Light (Single Reverse Light) Allison TC10 Design 430
LT/RH X15 - Backup Light (Single Reverse Light) Endurant Design 446
LT/RH X15 - Backup Lights (Dual Reverse Light) Eaton/Manual Trans Design . 434
LT/RH X15 - Backup Lights (Reverse Light) Eaton/Manual Trans Design 438
LT/RH X15 - Backup Lights (Reverse Lights) Eaton/Manual Trans Design 436
LT/RH X15 - Backup Lights (Single Reverse Light) Eaton/Manual Trans Design 440
LT/RH X15 - Coolant Level Monitoring Design 386
LT/RH/LoneStar - Cummins X15 ECM Design 27
LT/RH/LoneStar - Vehicle Accessory Connector - 0008XMB Design 257
LT/RH/LoneStar - X15 - Air Flow Restriction Monitoring Design 382
LT/RH/LoneStar - X15 - Auto Neutral (J1939 Comms TC10 and Ultrashift) Design 788
LT/RH/LoneStar - X15 - Bosch LH160_LH200 Alternator W/ Delco Starter Design 821
LT/RH/LoneStar - X15 - Bosch LH160_LH200 Alternator W/ Mitsubishi Starter Design 822
LT/RH/LoneStar - X15 - Bosch LIL165_LIL200 Alternator W/ Remote Sense W/ Delco Starter Design 823
LT/RH/LoneStar - X15 - Bosch LIL165_LIL200 Alternator W/ Remote Sense W/ Mitsubishi Starter Design 824
LT/RH/LoneStar - X15 - Coolant Level Monitoring Design 388
LT/RH/LoneStar - X15 - Cooling Fan Control (Fan Override, Cummins) Design 392
LT/RH/LoneStar - X15 - Cranking (Starter) GEN4 BODY CONTROL MODULE W/ Thermal Overcrank - External Switch Design 871
LT/RH/LoneStar - X15 - Cranking (Starter) GEN4 BODY CONTROL MODULE W/O Thermal Overcrank Wiring Design 868
LT/RH/LoneStar - X15 - DEF Economy Monitor (GEN IV Cluster w/ Cummins ENG) Design 662
LT/RH/LoneStar - X15 - Delco Remy 28SI Alternator W/ Remote Sense W/ Delco Starter Design 834
LT/RH/LoneStar - X15 - Delco Remy 28SI Alternator W/ Remote Sense W/ Mitsubishi Starter Design 836

LT/RH/LoneStar - X15 - Delco Remy 36SI Alternator W/ Remote Sense W/ Mitsubishi Starter Design . . . 838
LT/RH/LoneStar - X15 - Delco Remy 36SI Alternator W/ Remtoe Sense W/ Delco Starter Design . . . 839
LT/RH/LoneStar - X15 - Delco Remy 40SI Alternator W/ Remote Sense W/ Delco Starter Design . . . 840
LT/RH/LoneStar - X15 - Delco Remy 40SI Alternator W/ Remote Sense W/ Mitsubishi Starter Design . . . 842
LT/RH/LoneStar - X15 - DPF Regen Switch Only Design . . . 262
LT/RH/LoneStar - X15 - DPF With Monostable Inhibit Switch Design . . . 263
LT/RH/LoneStar - X15 - DPF With/ Bi-Stable Inhibit Switch Design . . . 264
LT/RH/LoneStar - X15 - High Exhaust System Temperature (HEST) Monitoring Design . . . 699
LT/RH/LoneStar - X15 - Leece-Neville - LN 325A Alternator W/ Remote Sense W/ Delco Starter Design . . . 862
LT/RH/LoneStar - X15 - Leece-Neville - LN 325A Alternator W/ Remote Sense W/ Mitsubishi Starter Design . . . 863
LT/RH/LoneStar - X15 - Leece-Neville 320PAH Alternator W/ Delco Starter Design . . . 860
LT/RH/LoneStar - X15 - Leece-Neville 320PAH Alternator W/ Mitsubishi Starter Design . . . 861
LT/RH/LoneStar - X15 - Leece-Neville AVI160 Alternator W/ Delco Starter Design . . . 856
LT/RH/LoneStar - X15 - Leece-Neville AVI160 Alternator W/ Mitsubishi Starter Design . . . 857
LT/RH/LoneStar - X15 - Leece-Neville AVI160-210A/240A Alternator W/ Remote Sense W/ Delco Starter Design . . . 858
LT/RH/LoneStar - X15 - Leece-Neville AVI160-210A/240A Alternator W/ Remote Sense W/ Mitsubishi Starter Design . . . 859
LT/RH/LoneStar - X15 - Selective Catalytic Reduction (SCR) Design . . . 272
LT/RH/LoneStar - X15 - Starter Interlock (BCM HSD controlled W/ Clutch Switch N/ Auto Start Stop) Design . . . 893
LT/RH/LoneStar - X15 - Starter Interlock (BCM HSD controlled W/ Clutch Switch W/ Auto Start Stop) Design . . . 894
LT/RH/LoneStar - X15 - Starter Interlock (BCM LSD Controlled w/ Relay)_EATON XMSN Design . . . 895
LT/RH/LoneStar - X15 - Starter Interlocks (Service Brake Interlock) Design . . . 892
LT/RH/LoneStar - X15 - Starter Interlocks ISX TC10 Design . . . 891
LT/RH/LoneStar - X15 - Starting Aid (Ether Start) Design . . . 404
LT/RH/LoneStar - X15 - Transmission Oil Temperature (Automatic Trans W/ Aux Gauge) Design . . . 680
LT/RH/LoneStar - X15 - Transmission Oil Temperature (Automatic Trans) Design . . . 681
LT/RH/LoneStar - X15 - Transmission Oil Temperature-Manual Trans-Horizon Option 1 Design . . . 682
LT/RH/LoneStar - X15 - Transmission Oil Temperature-Manual Trans-Horizon Option 2 Design . . . 685
LT/RH/LoneStar - X15 - Transmission Power Take Off Design . . . 305
LT/RH/LoneStar - X15 - Transmission Power Take Off Dual PTO with Clutch Interlock MANUAL Design . . . 306
LT/RH/LoneStar - X15 - Transmission Power Take Off Dual Solenoid AUTO Design . . . 307
LT/RH/LoneStar - X15 - Transmission Power Take Off W/ Clutch Interlock Design . . . 308
LT/RH/LoneStar - X15 - Transmission Shifter (Eaton Endurant and Eaton Procision) Design . . . 780
LT/RH/LoneStar - X15 - Transmission Shifter (Universal Shifter - Ultrashift+ & FAS) Design . . . 781
LT/RH/LoneStar - X15 - Transmission SINGLE Power Take Off MANUAL Design . . . 309
LT/RH/LoneStar - X15 - Vehicle Acceleration (w/ Two PWR Two GND & Two STS) Design . . . 405
LT/RH/LoneStar - X15 - Vehicle Speedometer System (Manual XMSN) Design . . . 689

LT/RH/LoneStar - X15 - Vehicle Speedometer System (W/AMT/AUTO TRANS) Design 690
LT/RH/LoneStar - X15 - Water In Fuel (WIF) DAVCO N/ Heater Design 608
LT/RH/LoneStar - X15 - Water In Fuel (WIF) DAVCO W/ Heater Design 610
LT/RH/LoneStar - X15 - Water In Fuel (WIF) RACOR N/ Heater Design 612
LT/RH/LoneStar - X15 - Work Lights (2 Blunt Cuts Only W/O Relay) W/Backup W/Manual Trans Design 572
LT/RH/LoneStar - X15 - Work Lights - LED W/ Sw Pack - Customer Supplied - Sleeper W/ RKE W/MAN REV Design 552
LT/RH/LoneStar - X15 - Work Lights - LED W/ Sw Pack - Customer Supplied - Sleeper W/O RKE W/MAN REV Design 550
LT/RH/LoneStar - X15 - Work Lights -LED W/ Sw Pack - Sleeper W/ RKE W/MAN REV Design 586
LT/RH/LoneStar - X15 - Work Lights -LED W/ Sw Pack - Sleeper W/O RKE W/MAN REV Design 585
LT/RH/LoneStar - X15 - Work Lights W/ Sw Pack - Customer Supplied W/ RKE W/MAN REV Design 534
LT/RH/LoneStar - X15 - Work Lights W/ Sw Pack - Customer Supplied W/O RKE W/MAN REV Design 532
LT/RH/LoneStar - X15/A26 - (Rand Mcnallly) GPS Display Design 217
LT/RH/LoneStar - X15/A26 - 2 Driver Controlled Locking Differential - FR & RR Axle (DANA) Design 733
LT/RH/LoneStar - X15/A26 - 2 Driver Controlled Locking Differential - FR & RR Axle (MERITOR) Design 738
LT/RH/LoneStar - X15/A26 - 9 Pin Diagnostic Connector (Green) Design 902
LT/RH/LoneStar - X15/A26 - 9 Pin Diagnostic Connector (Green)(Export) Design 903
LT/RH/LoneStar - X15/A26 - ABS CAN Splice Pack - 1410 Design 63
LT/RH/LoneStar - X15/A26 - Adjustable Engine Speed Control (PTO) 4-pin Clockspring Design 278
LT/RH/LoneStar - X15/A26 - Adjustable Engine Speed Control (PTO) 10-PIN ClockSpring Design 277
LT/RH/LoneStar - X15/A26 - Air Shield Lighting w/ One Light Design 407
LT/RH/LoneStar - X15/A26 - Analytic Cruise Control Design 196
LT/RH/LoneStar - X15/A26 - Antenna (Film Antenna Sleeper Cab OTAPM and Radio) Design 227
LT/RH/LoneStar - X15/A26 - Antenna (Shark Fin Day Cab OTAPM and Radio) Design 228
LT/RH/LoneStar - X15/A26 - Automatic Lighting (Dual Sensor Solar/Twilight) Design 409
LT/RH/LoneStar - X15/A26 - Automatic Lighting (Single Sensor Twilight) Design 410
LT/RH/LoneStar - X15/A26 - Auxilary Gauges (Secondary) Design 656
LT/RH/LoneStar - X15/A26 - Auxiliary Air Solenoids 4-pack (1 pack/4 solenoids) Design 71
LT/RH/LoneStar - X15/A26 - Auxiliary Air Solenoids 4-pack (2 packs/8 solenoids) Design 76
LT/RH/LoneStar - X15/A26 - Auxiliary Gauges (Primary) Design 657
LT/RH/LoneStar - X15/A26 - Auxiliary Trailer Power CAV D Design 750
LT/RH/LoneStar - X15/A26 - Auxiliary Trailer Power W/ ISO Trailer Socket Design 752
LT/RH/LoneStar - X15/A26 - Axle Loading (Weight) Rear Design 723
LT/RH/LoneStar - X15/A26 - Back-Up Alarm (Automatic) (W/ Tail Light Bar Assy) Design 100
LT/RH/LoneStar - X15/A26 - Banana Plugs Receptacle Design 122
LT/RH/LoneStar - X15/A26 - Beacon/Strobe Light Design 452
LT/RH/LoneStar - X15/A26 - Body Builder Lighting - (Blunt Cut) Design 283
LT/RH/LoneStar - X15/A26 - BODY CONTROL MODULE (Body Control Module) Design 1
LT/RH/LoneStar - X15/A26 - Brake Pressure (Auxiliary Gauge) Design 658
LT/RH/LoneStar - X15/A26 - Brake Pressure (Virtual Gauge) Design 659
LT/RH/LoneStar - X15/A26 - Brake Switch Design 312
LT/RH/LoneStar - X15/A26 - Cab Dome Light (Day Cab) Design 707
LT/RH/LoneStar - X15/A26 - Cab Dome Light - (Sleeper Cab) Design 708
LT/RH/LoneStar - X15/A26 - Cab Ground Studs Design 32
LT/RH/LoneStar - X15/A26 - Cabinet Refrigerator N/Relay Design 221

LT/RH/LoneStar - X15/A26 - Cabinet Refrigerator W/Relay Design 222
LT/RH/LoneStar - X15/A26 - CB Radio Power Only Design 123
LT/RH/LoneStar - X15/A26 - Center Chassis Ground Splice Packs - 8803 & 8804 Design 37
LT/RH/LoneStar - X15/A26 - Center Chassis ZVR Splice Packs - 8802 Design . 38
LT/RH/LoneStar - X15/A26 - Cigar Lighter Aux APO Design 125
LT/RH/LoneStar - X15/A26 - Cigar Lighter Aux APO Overhead APO Design . . 127
LT/RH/LoneStar - X15/A26 - Cigar Lighter Aux APO Rear Std APO Rear APO W/Cover 12V Panel Design 129
LT/RH/LoneStar - X15/A26 - Cigar Lighter Aux APO Rear Std APO Rear APO w/Cover 12V Panel Overhead APO Design 133
LT/RH/LoneStar - X15/A26 - Cigar Lighter Aux APO Rear Std APO Rear APO w/Cover 12V Panel Upr Bnk APO Design 137
LT/RH/LoneStar - X15/A26 - Cigar Lighter Aux APO Rear Std APO Rear APO w/Cover 12V Panel Upr Bnk APO Rear Overhead APO Design 141
LT/RH/LoneStar - X15/A26 - Cigar Lighter Design 124
LT/RH/LoneStar - X15/A26 - Cigar Lighter Overhead APO Design 145
LT/RH/LoneStar - X15/A26 - Cigar Lighter Rear Std APO APO W/Cover 12V Panel Design 146
LT/RH/LoneStar - X15/A26 - Cigar Lighter Rear Std APO Rear APO W/Cover 12V Panel Overhead APO Design 148
LT/RH/LoneStar - X15/A26 - Cigar Lighter Rear Std APO Rear APO W/Cover 12V Panel Upr Bnk APO Design 150
LT/RH/LoneStar - X15/A26 - Cigar Lighter Rear Std APO Rear APO w/Cover 12V Panel Upr Bnk APO Rear Overhead APO Design 152
LT/RH/LoneStar - X15/A26 - Clearance and Identification Lights (W/ Sunshade) Design 454
LT/RH/LoneStar - X15/A26 - Clutch Monitoring (High and Low Switch to BCM) Design 880
LT/RH/LoneStar - X15/A26 - Collision Avoidance System (Warning) Design . . .368
LT/RH/LoneStar - X15/A26 - Compressed Air Supply (Primary and Secondary Gauge) Design 660
LT/RH/LoneStar - X15/A26 - Coolant Temperature Monitoring (J1939 Comm) Design 700
LT/RH/LoneStar - X15/A26 - Courtesy Light Cab Design 706
LT/RH/LoneStar - X15/A26 - Cranking Request (BCM Controlled) Design 864
LT/RH/LoneStar - X15/A26 - Daytime Running Lights Design 455
LT/RH/LoneStar - X15/A26 - DC/AC Inverter (1200W W/switch control) Design 873
LT/RH/LoneStar - X15/A26 - DC/AC Inverter (1800W) Design 874
LT/RH/LoneStar - X15/A26 - DC/AC Inverter Design 872
LT/RH/LoneStar - X15/A26 - DLB - Remote Power Module (2 RPM w/ Switch Packs) Design 292
LT/RH/LoneStar - X15/A26 - Door Ajar Reminder (Entry/Exit) Design 199
LT/RH/LoneStar - X15/A26 - Drain Valve Heater Design 317
LT/RH/LoneStar - X15/A26 - Driver Controlled Locking Differential - FR & RR Axle (DANA) Design 732
LT/RH/LoneStar - X15/A26 - Driver Controlled Locking Differential - FR & RR Axle (MERITOR) Design 737
LT/RH/LoneStar - X15/A26 - Driver Controlled Locking Differential - FR (MERITOR) Design 736
LT/RH/LoneStar - X15/A26 - Driver Controlled Locking Differential - RR Axle (DANA) Design 734
LT/RH/LoneStar - X15/A26 - Driver Controlled Locking Differential - RR Axle (MERITOR) Design 739
LT/RH/LoneStar - X15/A26 - Dual Air Dryers Design 313
LT/RH/LoneStar - X15/A26 - Dual Aux Switch Design 97
LT/RH/LoneStar - X15/A26 - EGNR Diagnostic Connector Design 393
LT/RH/LoneStar - X15/A26 - Electrical Load Control(Load Shed) Design 875
LT/RH/LoneStar - X15/A26 - Engine Brake (CA2.0; Mux Switch) Design 383
LT/RH/LoneStar - X15/A26 - Engine Brake (CA2.0; Stalk Shifter) Design 384
LT/RH/LoneStar - X15/A26 - Engine Diagnostic Connector Design 394
LT/RH/LoneStar - X15/A26 - Engine Idle Increment/Decrement (Steering Wheel Switch - 4 Pin) Design 396

LT/RH/LoneStar - X15/A26 - Engine Idle Increment/Decrement (Steering Wheel Switch - 10 Pin) Design . . . 395
LT/RH/LoneStar - X15/A26 - Engine Oil Pressure Design . . . 666
LT/RH/LoneStar - X15/A26 - Engine Oil Temperature (NA MUX_AUX Gauge) Design . . . 667
LT/RH/LoneStar - X15/A26 - Engine Oil Temperature (NA-Mux) Design . . . 668
LT/RH/LoneStar - X15/A26 - Engine Speed (Tachometer_J1939) Design . . . 669
LT/RH/LoneStar - X15/A26 - Engine Speed Inhibit Only Design . . . 865
LT/RH/LoneStar - X15/A26 - Engine Usage Monitoring (Base) Design . . . 663
LT/RH/LoneStar - X15/A26 - Engine Usage Monitoring (VID Option) Design . . . 664
LT/RH/LoneStar - X15/A26 - Engine Warning (DM1 LAMPS - MUX) Design . . . 697
LT/RH/LoneStar - X15/A26 - Engine/Exhaust Brake Design . . . 385
LT/RH/LoneStar - X15/A26 - Exterior Lamp Check Design . . . 461
LT/RH/LoneStar - X15/A26 - Exterior Lamp Reminder Design . . . 462
LT/RH/LoneStar - X15/A26 - Fifth Wheel Slide Design . . . 591
LT/RH/LoneStar - X15/A26 - Floor/Search Lights DayCab Design . . . 710
LT/RH/LoneStar - X15/A26 - Floor/Search Lights Sleeper (1 Light) Design . . . 712
LT/RH/LoneStar - X15/A26 - Floor/Search Lights Sleeper Design . . . 711
LT/RH/LoneStar - X15/A26 - Forward Chassis Ground Splice Packs - 8800 Design . . . 39
LT/RH/LoneStar - X15/A26 - Front Turn Signal & Back-Up Light Splice Packs - 1030 & 1040 Design . . . 64
LT/RH/LoneStar - X15/A26 - Fuel Economy Monitor Design . . . 670
LT/RH/LoneStar - X15/A26 - Fuel Level (Single Tank - Left Side) Design . . . 600
LT/RH/LoneStar - X15/A26 - Ground Splice Pack 1620 Design . . . 35
LT/RH/LoneStar - X15/A26 - Ground Splice Packs - 1022 & 1023 Design . . . 33
LT/RH/LoneStar - X15/A26 - Ground Splice Packs - 1027 Design . . . 34
LT/RH/LoneStar - X15/A26 - Hazard Warning (CA 2.0) Design . . . 465
LT/RH/LoneStar - X15/A26 - Heated Mirrors (Door Pod Actuated Cab and Hood Mounted) Design . . . 202
LT/RH/LoneStar - X15/A26 - Heated Mirrors (Door Pod Actuated Cab Mounted) Design . . . 203
LT/RH/LoneStar - X15/A26 - Height Control Design . . . 741
LT/RH/LoneStar - X15/A26 - Hill Start Aid (Bendix) Design . . . 792
LT/RH/LoneStar - X15/A26 - Hill Start Aid (Wabco) Design . . . 795
LT/RH/LoneStar - X15/A26 - Instrument Cluster (Premium) Design . . . 28
LT/RH/LoneStar - X15/A26 - Instrument Cluster (Standard) Design . . . 29
LT/RH/LoneStar - X15/A26 - Instrument Cluster - Bulb Check Design . . . 30
LT/RH/LoneStar - X15/A26 - Instrument Cluster - Request and Status Design . . . 31
LT/RH/LoneStar - X15/A26 - Intake Manifold Pressure Design . . . 671
LT/RH/LoneStar - X15/A26 - Interior Task Lights (Map Light-Separate map light from cab dome) - Sleeper Cab Design . . . 714
LT/RH/LoneStar - X15/A26 - Interior Task Lights (Map) (Cab Dome / Map Combo) - DayCab Design . . . 713
LT/RH/LoneStar - X15/A26 - Jaw Monitoring Design . . . 592
LT/RH/LoneStar - X15/A26 - Jaw Unlock Control (Standard) Design . . . 594
LT/RH/LoneStar - X15/A26 - Jaw Unlock Control W/ SOLENOIDS W/SWITCH PACKS Design . . . 593
LT/RH/LoneStar - X15/A26 - JUMP START STUD (DUAL) Design . . . 876
LT/RH/LoneStar - X15/A26 - JUMP START STUD (SINGLE) Design . . . 877
LT/RH/LoneStar - X15/A26 - Key Switch (Operator Input) Design . . . 878
LT/RH/LoneStar - X15/A26 - Left Side Air Dryer-Bendix Design . . . 315
LT/RH/LoneStar - X15/A26 - License Plate Light (Tail Light Single Assy.) Option 1 Design . . . 494
LT/RH/LoneStar - X15/A26 - License Plate Light (Tail Light Single Assy.) Option 2 Design . . . 496
LT/RH/LoneStar - X15/A26 - Lighting - Cabinet Lights Design . . . 705
LT/RH/LoneStar - X15/A26 - Lighting Control Module Design . . . 53
LT/RH/LoneStar - X15/A26 - Lighting Sleeper Dome Design . . . 709
LT/RH/LoneStar - X15/A26 - Luggage Compartment Lights - W/ No Idle HVAC Design . . . 716
LT/RH/LoneStar - X15/A26 - Luggage Compartment Lights - W/O No Idle HVAC Design . . . 715
LT/RH/LoneStar - X15/A26 - MARKER/PARK LIGHTS - W/Marker Interrupt 10pin CLCKSPRING Design . . . 503
LT/RH/LoneStar - X15/A26 - Marker/Park Lights Splice Pack - 1028 Design . . . 65

LT/RH/LoneStar - X15/A26 - Mirror Lighting (Turns with Door Pods) Design . . .206
LT/RH/LoneStar - X15/A26 - Mirror Lighting (Turns without Door Pods) Design205
LT/RH/LoneStar - X15/A26 - Mirrors (Power) [Door Pod Actuated] Design 204
LT/RH/LoneStar - X15/A26 - Mobile Communications Sensor Wiring Effects for Trailer TRAC Design 753
LT/RH/LoneStar - X15/A26 - Multiplexed Switch Pack (Primary Switch) Design219
LT/RH/LoneStar - X15/A26 - Navistar Telematics Module - Programming Design 229
LT/RH/LoneStar - X15/A26 - Navistar Telematics Module - Wiring Design 230
LT/RH/LoneStar - X15/A26 - No Idle HVAC - TRI-PAC Prewire Design 648
LT/RH/LoneStar - X15/A26 - Odometer (Cluster) Design 673
LT/RH/LoneStar - X15/A26 - Panel Backlighting (Cabin Dimmer) Option 1 Design 717
LT/RH/LoneStar - X15/A26 - Panel Backlighting (Cabin Dimmer) Option 2 Design 718
LT/RH/LoneStar - X15/A26 - Panel Dimmer Splice Pack - 1021 Design 66
LT/RH/LoneStar - X15/A26 - Park Brake Controls (Non Lever Park Brake) Design 348
LT/RH/LoneStar - X15/A26 - Park Brake Controls (with Alarm IGN ON/OFF) Design 349
LT/RH/LoneStar - X15/A26 - Park Brake Reminder (Non-Stationary) (CA2.0) Design 350
LT/RH/LoneStar - X15/A26 - Park Brake Reminder (Stationary) (CA2.0) Design 351
LT/RH/LoneStar - X15/A26 - PARK LIGHTS - W/Marker Interrupt 4 pin clockspring Design 504
LT/RH/LoneStar - X15/A26 - Power Divider Lock Control and Monitoring Design 742
LT/RH/LoneStar - X15/A26 - Power Door Locks Design 200
LT/RH/LoneStar - X15/A26 - Power Windows Design 207
LT/RH/LoneStar - X15/A26 - Radio (Bluetooth) W/Steering Wheel Pod N/ Remote W/MIC Design 85
LT/RH/LoneStar - X15/A26 - Radio N/ Steering Wheel Pod W/Remote Design . .83
LT/RH/LoneStar - X15/A26 - Radio W/Steering Wheel Pod W/Remote Design . .84
LT/RH/LoneStar - X15/A26 - Radio(Bluetooth) W/Steering Wheel W/Remote W/MIC Design 86
LT/RH/LoneStar - X15/A26 - Reading Lighting - W/Lower Design 719
LT/RH/LoneStar - X15/A26 - Reading Lighting - W/Upper& Lower Design 720
LT/RH/LoneStar - X15/A26 - Real Time Clock (RTC) (Standard) Design 220
LT/RH/LoneStar - X15/A26 - Rear AUTO HVAC (No Idle) W/ Pre-Heat (Bergstrom Heat and Cool w/ Condensation) 2 SWITCHES Design 623
LT/RH/LoneStar - X15/A26 - Rear HVAC (No Idle Heater) (Espar) Option 1 Design 637
LT/RH/LoneStar - X15/A26 - Rear HVAC (No Idle Heater) (Espar) Option 2 Design 638
LT/RH/LoneStar - X15/A26 - Rear HVAC (No Idle Heater) (Webasto Smartemp) Design 645
LT/RH/LoneStar - X15/A26 - Rear HVAC (No Idle Heater) (Webasto Std N/Swift) N/ Heat Swtich Design 646
LT/RH/LoneStar - X15/A26 - Rear HVAC (No Idle Heater) (Webasto Std W/Swift) N/ Heat Switch Design 647
LT/RH/LoneStar - X15/A26 - Rear HVAC (No Idle) W/ Pre-Heat (Bergstrom Heat and Cool w/ Condensation) 2 SWITCHES Option 1 Design 626
LT/RH/LoneStar - X15/A26 - Rear HVAC (No Idle) W/ Pre-Heat (Bergstrom Heat and Cool w/ Condensation) 2 SWITCHES Option 2 Design 628
LT/RH/LoneStar - X15/A26 - Rear HVAC (No Idle) W/ Pre-Heat (Bergstrom Heat and Cool w/ Condensation) 4 SWITCHES Option 1 Design 630
LT/RH/LoneStar - X15/A26 - Rear HVAC (No Idle) W/ Pre-Heat (Bergstrom Heat and Cool w/ Condensation) 4 SWITCHES Option 2 Design 632
LT/RH/LoneStar - X15/A26 - Rear HVAC (Sleeper W/ Deluxe) Design 649
LT/RH/LoneStar - X15/A26 - Rear HVAC (Sleeper W/ Premium) Design 651
LT/RH/LoneStar - X15/A26 - Rear Interior Dimming (Accent Light) Design 721
LT/RH/LoneStar - X15/A26 - Rear Interior Dimming (Accent/Mood) Design 722
LT/RH/LoneStar - X15/A26 - Rear Lights Stop - Dual Assembly Design 511
LT/RH/LoneStar - X15/A26 - Rear Lights Stop - Single Assembly Option 1 Design 513

LT/RH/LoneStar - X15/A26 - Rear Lights Stop - Single Assembly Option 2 Design 515
LT/RH/LoneStar - X15/A26 - Rear Manual HVAC (No Idle) W/ Pre-Heat (Bergstrom Heat and Cool w/ Condensation) 2 SWITCHES Design 634
LT/RH/LoneStar - X15/A26 - Remote Keyless Access Design 224
LT/RH/LoneStar - X15/A26 - Seatbelt Reminder (Warning)(Driver & Passenger in parallel) Design 749
LT/RH/LoneStar - X15/A26 - Seatbelt Reminder (Warning)(Driver only) Design 748
LT/RH/LoneStar - X15/A26 - Seats (RollTek) Driver and Passenger (Hard Wired) Design 744
LT/RH/LoneStar - X15/A26 - Seats (RolTek) Drivers Seat Only (Hard Wired) - Leather Design 745
LT/RH/LoneStar - X15/A26 - Seats (RolTek) Drivers Seat Only (Hard Wired) - Mordura Design 746
LT/RH/LoneStar - X15/A26 - Seats (RolTek) Drivers Seat Only (Hard Wired) - Vinyl Design 747
LT/RH/LoneStar - X15/A26 - Seats Climate Controlled (Drivers Heated Seat) Design 743
LT/RH/LoneStar - X15/A26 - Single Aux Switch Design 98
LT/RH/LoneStar - X15/A26 - Single Axle Temperature Monitoring Design 725
LT/RH/LoneStar - X15/A26 - Single Axle Temperature Monitoring w/Aux Gauge Design 726
LT/RH/LoneStar - X15/A26 - Single USB Design 254
LT/RH/LoneStar - X15/A26 - Sleeper Ground Splice Packs - 5007 Design 36
LT/RH/LoneStar - X15/A26 - Sleeper PDM Design 67
LT/RH/LoneStar - X15/A26 - Special Power Distribution Design 68
LT/RH/LoneStar - X15/A26 - Standard APO Aux APO Design 155
LT/RH/LoneStar - X15/A26 - Standard APO Aux APO Overhead APO Design . 157
LT/RH/LoneStar - X15/A26 - Standard APO Design 154
LT/RH/LoneStar - X15/A26 - Standard APO Overhead APO Design 159
LT/RH/LoneStar - X15/A26 - Std APO Aux APO Rear Std APO Rear APO W/Cover 12V Panel Design 160
LT/RH/LoneStar - X15/A26 - Std APO Aux APO Rear Std APO Rear APO W/Cover 12V Panel Overhead APO Design 164
LT/RH/LoneStar - X15/A26 - Std APO Aux APO Rear Std APO Rear APO W/Cover 12V Panel Upr Bnk APO Design 168
LT/RH/LoneStar - X15/A26 - Std APO Aux APO Rear Std APO Rear APO w/Cover 12V Panel Upr Bnk APO Rear Overhead APO Design 172
LT/RH/LoneStar - X15/A26 - Std APO Rear Std APO Rear APO W/Cover 12V Panel Design 176
LT/RH/LoneStar - X15/A26 - Std APO Rear Std APO Rear APO W/Cover 12V Panel Rear Overhead APO Design 178
LT/RH/LoneStar - X15/A26 - Std APO Rear Std APO Rear APO W/Cover 12V Panel Upr Bnk APO Design 180
LT/RH/LoneStar - X15/A26 - Std APO Rear Std APO Rear APO w/Cover 12V Panel Upr Bnk APO Rear Overhead APO Design 182
LT/RH/LoneStar - X15/A26 - Tandem Axle Temperature Monitoring Design . . . 727
LT/RH/LoneStar - X15/A26 - Tandem Axle Temperature Monitoring w/ Single SNSR and AUX Gauge Design 731
LT/RH/LoneStar - X15/A26 - Tandem Axle Temperature Monitoring w/Aux Gauge Design 729
LT/RH/LoneStar - X15/A26 - Telematics (DRIVERTECH DAYCAB W/ J1939) Design 225
LT/RH/LoneStar - X15/A26 - Telematics (DRIVERTECH SLEEPER W/ J1939) Design 226
LT/RH/LoneStar - X15/A26 - Telematics (OMNIVISION MD) Design 231
LT/RH/LoneStar - X15/A26 - Telematics (OMNIVISION W/ J1939 & PANIC BUTTON) Design 233
LT/RH/LoneStar - X15/A26 - Telematics (PEOPLE NET DAYCAB) Design 236
LT/RH/LoneStar - X15/A26 - Telematics (PEOPLE NET SLEEPER) Design . . . 237
LT/RH/LoneStar - X15/A26 - Telematics (QUALCOMM MCP50) Design 246
LT/RH/LoneStar - X15/A26 - Telematics (QUALCOMM MCT w/ TRACS) Design 248
LT/RH/LoneStar - X15/A26 - Telematics (QUALCOMM MCT w/o Tracs) Design 247

LT/RH/LoneStar - X15/A26 - Telematics (TRIPMASTER DAYCAB) Design . . . 249
LT/RH/LoneStar - X15/A26 - Telematics (TRIPMASTER SLEEPER) Design . . .250
LT/RH/LoneStar - X15/A26 - Telematics QUALCOMM IMCT DAYCAB With MVPC & PANIC BUTTON Design 239
LT/RH/LoneStar - X15/A26 - Telematics QUALCOMM IMCT DAYCAB With MVPC Design 238
LT/RH/LoneStar - X15/A26 - Telematics QUALCOMM IMCT DAYCAB With PANIC BUTTON Design 240
LT/RH/LoneStar - X15/A26 - Telematics QUALCOMM IMCT MD Design 242
LT/RH/LoneStar - X15/A26 - Telematics QUALCOMM TMCT Design 244
LT/RH/LoneStar - X15/A26 - Telematics QUALCOMM TMCT With PANIC BUTTON Design 245
LT/RH/LoneStar - X15/A26 - Telematics:OnCommand Telematics Module Design 235
LT/RH/LoneStar - X15/A26 - Theft Deterrent (Standard J1939 Mux SW) Design 251
LT/RH/LoneStar - X15/A26 - Traction Control (Bendix Controller) Design 358
LT/RH/LoneStar - X15/A26 - Traction Control (Bendix Controller) With ABS Trailer Design 360
LT/RH/LoneStar - X15/A26 - Traction Control (Wabco Controller) Design 362
LT/RH/LoneStar - X15/A26 - Trailer Interface (ABS) - BOC & EOF_NA Design 763
LT/RH/LoneStar - X15/A26 - Trailer Interface (ABS) - BOC_NA Design 767
LT/RH/LoneStar - X15/A26 - Trailer Interface (ABS) - TRAMEC_NA Design . . .769
LT/RH/LoneStar - X15/A26 - Trailer Interface (Lighting) – BOC & EOF_NA Design 772
LT/RH/LoneStar - X15/A26 - Trailer Interface (Lighting) – BOC NA Design 770
LT/RH/LoneStar - X15/A26 - Trailer Interface (Lighting) – TRAMEC_NA Design 776
LT/RH/LoneStar - X15/A26 - Transmission - MODE Selection Design 796
LT/RH/LoneStar - X15/A26 - Transmission Oil Level (Low Level Warning) Design 675
LT/RH/LoneStar - X15/A26 - Transmission Range Inhibit (J1939 Comm) Design 702
LT/RH/LoneStar - X15/A26 - Trip Odometer (Cluster) Design 674
LT/RH/LoneStar - X15/A26 - Two USB Design 255
LT/RH/LoneStar - X15/A26 - Underbunk Refrigerator N/Relay Design 223
LT/RH/LoneStar - X15/A26 - Vehicle Information Display (VID-W/BT) Design . .703
LT/RH/LoneStar - X15/A26 - Vehicle Information Display (VID-W/O BT) Design 704
LT/RH/LoneStar - X15/A26 - Vehicle Sleep Mode Design 258
LT/RH/LoneStar - X15/A26 - Vehicle Speed Control (Cruise Control) 4 - PIN Design 198
LT/RH/LoneStar - X15/A26 - Vehicle Speed Limit Override Design 406
LT/RH/LoneStar - X15/A26 - Voltage Monitoring (Voltmeter) (with Aux gauge) Design 693
LT/RH/LoneStar - X15/A26 - Voltage Monitoring (Voltmeter) Option 1 Design . .691
LT/RH/LoneStar - X15/A26 - Voltage Monitoring (Voltmeter) Option 2 Design . .692
LT/RH/LoneStar - X15/A26 - Windshield Wipers Park Brake W/Wipers ON Design 805
LT/RH/LoneStar - X15/A26 - Windshield Wipers Standard Design 806
LT/RH/LoneStar - X15/A26 - Work Lights (2 Blunt Cuts Only W/O Relay) Design 577
LT/RH/LoneStar - X15/A26 - Work Lights (2 Blunt Cuts Only W/O Relay) W/Backup W/Auto Trans (Allison and Endurant) Design 562
LT/RH/LoneStar - X15/A26 - Work Lights - LED W/ Sw Pack - Customer Supplied - Sleeper Design 556
LT/RH/LoneStar - X15/A26 - Work Lights - LED W/ Sw Pack - Customer Supplied - Sleeper W/ RKE W/AUTO REV Design 540
LT/RH/LoneStar - X15/A26 - Work Lights - LED W/ Sw Pack - Customer Supplied - Sleeper W/O RKE Design 558
LT/RH/LoneStar - X15/A26 - Work Lights - LED W/ Sw Pack - Customer Supplied - Sleeper W/O RKE W/AUTO REV Design 538
LT/RH/LoneStar - X15/A26 - Work Lights - LED W/ Sw Pack - Customer Supplied - Sleeper W/O RKE W/Endurant (Schneider) Design 554
LT/RH/LoneStar - X15/A26 - Work Lights -LED W/ Sw Pack - Sleeper Design . 587

LT/RH/LoneStar - X15/A26 - Work Lights -LED W/ Sw Pack - Sleeper W/ RKE W/AUTO REV Design 580
LT/RH/LoneStar - X15/A26 - Work Lights -LED W/ Sw Pack - Sleeper W/O RKE Design 588
LT/RH/LoneStar - X15/A26 - Work Lights -LED W/ Sw Pack - Sleeper W/O RKE W/AUTO REV Design 579
LT/RH/LoneStar - X15/A26 - Work Lights LED W/ Sw Pack - Day Cab Design . 575
LT/RH/LoneStar - X15/A26 - Work Lights LED W/ Sw Pack - Day Cab W/ RKE W/AUTO REV Design 561
LT/RH/LoneStar - X15/A26 - Work Lights LED W/ Sw Pack - Day Cab W/O RKE Design 576
LT/RH/LoneStar - X15/A26 - Work Lights LED W/ Sw Pack - Day Cab W/O RKE W/AUTO REV Design 560
LT/RH/LoneStar - X15/A26 - Work Lights W/ Sw Pack - Customer Supplied Design 536
LT/RH/LoneStar - X15/A26 - Work Lights W/ Sw Pack - Customer Supplied W/ RKE W/AUTO REV Design 519
LT/RH/LoneStar - X15/A26 - Work Lights W/ Sw Pack - Customer Supplied W/O RKE W/AUTO REV Design 517
LT/RH/LoneStar A26/X15 - No-Idle HVAC (Espar Airtronic, Berstrom AC, Front Auto Control head) Design 639
LT/RH/LoneStar A26/X15 - No-Idle HVAC (Espar Airtronic, Berstrom AC, Front Manual Control head Design 642
LT/RH/LoneStar X15 - Aftertreatment PDM Design 55
LT/RH/LoneStar X15 - Ambient Air Temperature Option 1 Design 654
LT/RH/LoneStar X15 - Ambient Air Temperature Option 2 Design 655
LT/RH/LoneStar X15 - Auto Start Stop Oil Temp Sensor Auto Trans Design . . . 810
LT/RH/LoneStar X15 - Auto Start Stop Oil Temp Sensor Manual Trans Design 812
LT/RH/LoneStar X15 - Auto Start Stop with Sleeper Auto Climate / Cab Temp with Oil Temp Sensor Auto Trans Design 811
LT/RH/LoneStar X15 - Auto Start Stop with Sleeper Auto Climate / Cab Temp with Oil Temp Sensor Manual Trans Design 813
LT/RH/LoneStar X15 - Back-Up Alarm (Manual) (W/ Tail Light Bar Assy) Design 120
LT/RH/LoneStar X15 - Back-Up Alarm (Manual) and UltraShift+ Design 116
LT/RH/LoneStar X15 - Backup Light (Single Reverse Light) Endurant Design . . 450
LT/RH/LoneStar X15 - Backup Light (Single Reverse Light) W/Allison TC10 Design 432
LT/RH/LoneStar X15 - Backup Light Endurant Design 448
LT/RH/LoneStar X15 - Backup Lights (Single Reverse Light) Eaton/Manual Trans Design 442
LT/RH/LoneStar X15 - Battery International (3) 12V Design 897
LT/RH/LoneStar X15 - Battery International (4) 12V Design 899
LT/RH/LoneStar X15 - Battery International (8) 12V Design 901
LT/RH/LoneStar X15 - Endurant Transmission Design 783
LT/RH/LoneStar X15 - Heating Ventilation & Air Conditioning (HVAC) Auto Temp Control Design 618
LT/RH/LoneStar X15 - Heating Ventilation & Air Conditioning (HVAC) Manual Design 621
LT/RH/LoneStar X15 - IP Underhood PDM Design 70
LT/RH/LoneStar X15 - Powertrain Ground Splice Packs - 6704 & 6704A Design 43
LT/RH/LoneStar X15 - TC10 Series Design 789
LT/RH/LoneStar X15 - Transmission (TC10 Series A65 w/Body Builder) Design 293
LT/RH/LoneStar X15 - Transmission (Ultrashift+ w/Body Builder) Design 791
LT/RH/LoneStar X15 - Transmission I/O (Endurant Pressure Sensor) Design . . 798
LT/RH/LoneStar X15 - Ultrashift Plus Design 785
LT/RH/LoneStar X15 - Work Lights LED W/ Sw Pack - Day Cab W/ RKE W/MAN REV Design 574
LT/RH/LoneStar X15 - Work Lights LED W/ Sw Pack - Day Cab W/O RKE W/MAN REV Design 529
LT/RH/LoneStar X15 - ZVR Splice Packs - 6702 & 6703 Design 44

M

M01-8050:1661778C1 1687

M01-8070:587567C91 . . . 1688
M01-8071:587567C91 . . . 1689
M01-8350:3536864C1 . . . 1690
M01-8351:3554317C1 . . . 1691
M01-8454:1661777C1 . . . 1692
M01-8500:1686834C1 . . . 1693
M01-8501:1686834C1 . . . 1694
M01-8502:3757487C1 . . . 1695
M01-8503:3757487C1 . . . 1696
M01-8504:3919376C1 . . . 1697
M01-8505:3919376C1 . . . 1698
M01-8506:6111844C1 . . . 1699
M01-8507:6111844C1 . . . 1700
M01-8550:587567C91 . . . 1702
M01-8550B:587567C91 . . . 1701
M01-8600:587566C91 . . . 1703
M01-8903:6111813C1 . . . 1704
M01-8904:3852527C1 . . . 1705
M01-8993F:3823761C1 . . . 1708
M01-8993FA:4197454C1 . . . 1706
M01_4005B:3866817C1 . . . 1709
M01_4450F:2039312C91 . . . 1710
M01_4460F:3553961C1 . . . 1711
M01_8508:4219499C1 . . . 1712
M01_8509:4219500C1 . . . 1713
M02-8351:3554317C1 . . . 1714
M02-8352:3536864C1 . . . 1715
M02-8454:1661777C1 . . . 1716
M02-8500:1686834C1 . . . 1717
M02-8501:1686834C1 . . . 1718
M02-8502:3757487C1 . . . 1719
M02-8503:3757487C1 . . . 1720
M02-8504:3919376C1 . . . 1721
M02-8505:3919376C1 . . . 1722
M02-8506:6111844C1 . . . 1723
M02-8507:6111844C1 . . . 1724
M02-8550:587567C91 . . . 1725
M02-8903:6111813C1 . . . 1726
M02-8904:3852527C1 . . . 1727
M02-8993F:3823761C1 . . . 1728

N

N01-3741:1661375C2 . . . 1732
N01-3741A:1661375C2 . . . 1730
N01-8802:3551896C1 . . . 1734
N01-9100A:1661778C1 . . . 1736
N01-9100B:1661778C1 . . . 1737
N01-9100C:1661778C1 . . . 1738
N01-9100D:1661778C1 . . . 1739
N01-9100E:1661778C1 . . . 1740
N01-9100F:1661778C1 . . . 1741
N01-9511:3601685C1 . . . 1745
N01-9511A:3601685C1 . . . 1742
N01-9511B:3601685C1 . . . 1743
N01-9511D:3601685C1 . . . 1744
N01-9512:3678796C1 . . . 1746
N01-9513:1686834C1 . . . 1747
N01-9514:PAS2(1,2) . . . 1749
N01-9514A:3678796C1 . . . 1748
N01-9515:3678796C1 . . . 1750
N01-9516:3678796C1 . . . 1752
N01-9516B:3678796C1 . . . 1751
N01-9719:BLUNT_SL_VC . . . 1754
N01-9719A:BLUNT_SL_VC . . . 1753
N01-9720:BLUNT_SL_VC . . . 1757
N01-9720A:BLUNT_SL_VC . . . 1756

N01-9736:1661375C2 . . . 1759
N01-9738:1661375C2 . . . 1763
N01-9738B:1661375C2 . . . 1761
N01-9739:1661375C2 . . . 1767
N01-9739B:1661375C2 . . . 1765
N01-9740:1661375C2 . . . 1771
N01-9740A:1661375C2 . . . 1769
N01-9769:3673640C1 . . . 1773
N01-9779F1:1667732C1 . . . 1775
N01-9779F:1667732C1 . . . 1776
N01-9780M1:1667733C1 . . . 1778
N01-9780M:3535482C1 . . . 1779
N01-9781F:1667732C1 . . . 1781
N01-9782M:3535482C1 . . . 1783
N01-9783M:2031522C1 . . . 1785
N01-9901A:1673790C1 . . . 1786
N01-9901B:1673790C1 . . . 1787
N01-9902:1673790C1 . . . 1789
N01-9902A:1673790C1 . . . 1788
N01-9903:1671610C1 . . . 1790
N01-9904:1671610C1 . . . 1791
N01-9989B:3535481C1 . . . 1792
N01_4450FM:2039311C91 . . . 1793
N01_4450M:2039311C91 . . . 1795
N01_4450RM:2039311C91 . . . 1797
N01_4460FM:1686834C1 . . . 1799
N01_4460M:1686834C1 . . . 1801
N01_4460RM:1686834C1 . . . 1802
N01_9719:BLUNT_SL_VC . . . 1804
N01_9719A:BLUNT_SL_VC . . . 1803
N01_9720:BLUNT_SL_VC . . . 1806
N01_9720A:BLUNT_SL_VC . . . 1805
N01_9800F:3558026C1 . . . 1807
NEG_1:RING-E-3-8_0 . . . 1729

P

P01-8450B:587568C91 . . . 1809
P02-8311:1661778C1 . . . 1810
P03-101_1:RING-E-3-8_0 . . . 1811
P04-100:3756780C1 . . . 1813
P04-100A:RING-M-6_0 . . . 1812
P04-101:RING-E-3-8_0 . . . 1814
P05-8450B:587568C91 . . . 1816
P06-8311:1661778C1 . . . 1817
P30-LS 5157:3668886C1 . . . 1818
P30-LS-5156:3668886C1 . . . 1819
P34 DUPA-9305B:1671610C1 . . . 1820
P34-9305B:1671610C1 . . . 1821
P40-100D:RING-E-5-16_0 . . . 1822
P40-101D:RING-E-5-16_0 . . . 1823
P40-102C:3877760C1 . . . 1824
POS_1:RING-E-3-8_0 . . . 1808
Powertrain J1939 (500Kbps) A26 Design . . . 21
Powertrain J1939 (500Kbps) Eaton Ultrashift+ Transmission X15 Design . . . 22
Powertrain J1939 (500Kbps) Endurant Transmission X15 Design . . . 23
Powertrain J1939 (500Kbps) Manual Transmission X15 Design . . . 24
Powertrain J1939 (500Kbps) TC10 Transmission X15 Design . . . 25

R

R01-5906E:6111844C1 . . . 1827
R01-8994A:4197454C1 . . . 1828
R01-8994B:4197454C1 . . . 1829
R01-8994C:4197454C1 . . . 1830
R01-9303-RL04/05/06:3612305C1 . . . 1842
R01-9303:3612305C1 . . . 1843
R01-9303A-RL04/05/06:3612305C1 . . . 1831

R01-9303A:3612305C1 . . . 1832
R01-9303K:3612305C1 . . . 1834
R01-9303L:3612305C1 . . . 1836
R01-9303M:3612305C1 . . . 1838
R01-9303N:3612305C1 . . . 1840
R01-9305B:1671610C1 . . . 1845
R01-9305C:1671610C1 . . . 1846
R01-9501 DA:3757487C1 . . . 1849
R01-9501D DA/AA:3757487C1 . . . 1847
R01-9502 DA:1686834C1 . . . 1854
R01-9502A DA:1686834C1 . . . 1850
R01-9502B DA/AA:1686834C1 . . . 1852
R01-9503 DA:3757487C1 . . . 1857
R01-9503D DA/AA:3757487C1 . . . 1855
R01-9504 DA:1686834C1 . . . 1862
R01-9504A DA/AA:1686834C1 . . . 1858
R01-9504B DA:1686834C1 . . . 1860
R01-9505:3678796C1 . . . 1864
R01-9505A:3678796C1 . . . 1863
R01-9506:6111844C1 . . . 1867
R01-9506D:6111844C1 . . . 1865
R01-9507:3919376C1 . . . 1872
R01-9507A:3919376C1 . . . 1868
R01-9507B:3919376C1 . . . 1870
R01-9508:6111844C1 . . . 1876
R01-9508D:6111844C1 . . . 1873
R01-9508E:6111844C1 . . . 1875
R01-9509:3919376C1 . . . 1881
R01-9509A:3919376C1 . . . 1877
R01-9509B:3919376C1 . . . 1879
R01-9510A:1678137C1 . . . 1882
R01-9511 DA:3757487C1 . . . 1883
R01-9512 DA:3757487C1 . . . 1885
R01-9513 DA:1686834C1 . . . 1887
R01-9514 DA:1686834C1 . . . 1888
R01-9515:PAS2(1,2) . . . 1890
R01-9515B:PAS2(1,2) . . . 1889
R01-9516:3919376C1 . . . 1891
R01-9517:6111844C1 . . . 1892
R01-9518:6111844C1 . . . 1893
R01-9519:3919376C1 . . . 1894
R01-9520 DA:1686834C1 . . . 1895
R01-9521 DA:3757487C1 . . . 1896
R01-9522 AA:1686834C1 . . . 1897
R01-9523 AA:3757487C1 . . . 1898
R01-9524 AA:1686834C1 . . . 1899
R01-9525 AA:3757487C1 . . . 1900
R01-9526 DA:1686834C1 . . . 1901
R01-9527 DA:3757487C1 . . . 1902
R01-9528:3919376C1 . . . 1903
R01-9529:6111844C1 . . . 1904
R01-9530:3593684C91 . . . 1905
R01-9531:3593684C91 . . . 1906
R01-9533:3593684C91 . . . 1907
R01-9534:3919376C1 . . . 1908
R01-9535:6111844C1 . . . 1909
R01-9537:6111844C1 . . . 1910
R01-9538:6111844C1 . . . 1911
R01-9545:3522068C1 . . . 1912
R01-9724:BLUNT_SL_VC . . . 1914
R01-9724A:BLUNT_SL_VC . . . 1913
R01-9789F:1667732C1 . . . 1916
R01-9789FA:1667732C1 . . . 1915
R01-9790M:1667733C1 . . . 1918
R01-9790MA:1667733C1 . . . 1917
R01-9811:3536864C1 . . . 1919

R01-9812:3536864C1 . . . 1920
R01-9813:3536864C1 . . . 1921
R01-9814:587567C91 . . . 1922
R01-9815:587567C91 . . . 1923
R01-9816:587567C91 . . . 1924
R01-9830:1678137C1 . . . 1925
R01-9832:1678137C1 . . . 1926
R01-9911:3536864C1 . . . 1927
R01-9912:3536864C1 . . . 1928
R01_9303K:3612305C1 . . . 1929
R01_9303L:3612305C1 . . . 1930
R01_9303M:3612305C1 . . . 1931
R01_9303N:3612305C1 . . . 1932
R01_9800M:3558022C1 . . . 1933
Relays - Grid Management (N/Load Shed Day Cab) Design . . . 60
Relays - Grid Management (W/Load Shed Day Cab) Design . . . 61
Relays - Grid Management (W/Load Shed Sleeper Cab) Design . . . 62
RH - X15/A26 - Directional Signal (Turn) W/HEADLIGHTS Design . . . 458
RH - X15/A26 - Headlights Halogen N/INT N/LOWW Design . . . 478
RH - X15/A26 - Headlights Halogen N/INT W/LOWW Design . . . 479
RH - X15/A26 - Headlights Halogen W/INT N/LOWW Design . . . 480
RH - X15/A26 - Headlights Halogen W/INT W/LOWW Design . . . 481
RH - X15/A26 - Headlights LED N/INT N/LOWW LT Design . . . 482
RH - X15/A26 - Headlights LED N/INT W/LOWW LT Design . . . 483
RH - X15/A26 - Headlights LED W/INT N/LOWW LT Design . . . 484
RH - X15/A26 - Headlights LED W/INT W/LOWW LT Design . . . 485
RS 5162:3612305C1 . . . 1825

S

S05-9255:1667639C1 . . . 1934
Steering Wheel W/Air Bag Design . . . 49

T

T08-6100D:RING-M-8_0 . . . 1939
T08-6101D:RING-M-8_0 . . . 1940
T09-6100D:RING-E-5-16_0 . . . 1941
T09-6101D:RING-E-5-16_0 . . . 1942
T10-6100D:RING-M-8_0 . . . 1943
T10-6101D:RING-M-10_0 . . . 1944
T11_6101:571717C1 . . . 1946
T11_6101D:2012973C1 . . . 1945
T11_6301E:338892C2 . . . 1947
T11_6362B:475962C1 . . . 1948
T12_6101:2241360C1 . . . 1950
T12_6101D:2241360C1 . . . 1949
T12_6301E:2241415C1 . . . 1951
T12_6302B:2241341C1 . . . 1952
T13_6101:2012973C1 . . . 1954
T13_6101D:2012973C1 . . . 1953
T13_6301E:338892C2 . . . 1955
T13_6362B:475962C1 . . . 1956
T15_6101:571717C1 . . . 1958
T15_6101D:3820000C1 . . . 1957
T15_6301E:338892C2 . . . 1959
T15_6362B:475962C1 . . . 1960
T16_6101:2241360C1 . . . 1962
T16_6101D:2241360C1 . . . 1961
T16_6301E:2241415C1 . . . 1963
T16_6362B:2241341C1 . . . 1964
T19_6101:2241345C1 . . . 1966
T19_6101D:2241313C1 . . . 1965
T19_6301E:2241340C1 . . . 1967
T19_6362B:2241345C1 . . . 1968
T27_6101:2241434C1 . . . 1970
T27_6101D:2241345C1 . . . 1969
T27_6301F:2241340C1 . . . 1971

T27_6362B:2241345C1 . . . 1972
Telematics J1708 Design . . . 16
TERMINAL 1:2241349C1 . . . 1935
TERMINAL 2:2241349C1 . . . 1936
TERMINAL 3:2241305C1 . . . 1937
TERMINAL 4:2241350C1 . . . 1938
Tire Pressure Monitoring (TPMS)(LDL Technology) Design . . . 694

V

V03-5103:1661198C1 . . . 1973
V03-5104:1661198C1 . . . 1974
V13-5015:3613000C1 . . . 1975
V13-5136:1669972C1 . . . 1977

W

W01-5909:2005835C1 . . . 1978
W02-LT 8100A:1667741C1 . . . 1979
W02-LT 8100B:1667741C1 . . . 1981
W08-2300:3535769C1 . . . 1982
W08-3500:239808R1 . . . 1983
W08-3501:239808R1 . . . 1984
W09-5120:BLUNT_SL_VC . . . 1985
W09-5121:BLUNT_SL_VC . . . 1986
W13-1000A:4063415C1 . . . 1987
W13-1000B:4063415C1 . . . 1988
W17-5120-5121:BLUNT_SL_VC . . . 1989
W22-5120-5121-SHIELD BEACON:BLUNT_SL_VC . . . 1990
W22-5120:BLUNT_SL_VC . . . 1991
W22-5121:BLUNT_SL_VC . . . 1992
W24-2300:3535769C1 . . . 1993
W24-3500:239808R1 . . . 1994
W24-3501:239808R1 . . . 1995
W25-5122/5123:BLUNT_SL_VC . . . 1996
W26-5122/5123:BLUNT_SL_VC . . . 1998
W27-1032:3543888C1 . . . 2000
W27-1032:3543888C1 . . . 2002
W28-5122/5123:BLUNT_SL_VC . . . 2003
W29-5122/5123:BLUNT_SL_VC . . . 2005
W30-LS 8053B:1667741C1 . . . 2007
W30-LS-8053A:1667741C1 . . . 2008
W31-LT 8054A:1667741C1 . . . 2010
W31-LT 8054B:1667741C1 . . . 2012
W32-LS 8100A:1667741C1 . . . 2013
W32-LS 8100B:1667741C1 . . . 2015
W33_1000:4290976C1 . . . 2016
W33_1835A:4290978C1 . . . 2017
W34_1000:4290976C1 . . . 2018
W34_1000:4290976C1 . . . 2019
W34_1000:4290976C1 . . . 2020
W34_1000:4290976C1 . . . 2021
W34_1000:4290976C1 . . . 2022
W34_1001:4290977C1 . . . 2023
W34_1001:4290977C1 . . . 2024
W34_1001:4290977C1 . . . 2025
W34_1001:4290977C1 . . . 2026
W34_1835A:4290978C1 . . . 2027
W34_1835A:4290978C1 . . . 2028
W34_1835A:4290978C1 . . . 2029
W34_1835A:4290978C1 . . . 2030
W34_1836A:3850730C1 . . . 2031
W34_1836A:3850730C1 . . . 2032
W34_1836A:3850730C1 . . . 2033
W34_1836A:3850730C1 . . . 2034
W35_1836:4290978C1 . . . 2035
W35_1836:4290978C1 . . . 2036
W35_1836:4290978C1 . . . 2037

W35_1836:4290978C1 . . . 2038
W35_2004:1661889C1 . . . 2039
W35_2004:1661889C1 . . . 2040
W35_2004:1661889C1 . . . 2041
W35_2005:4124471C1 . . . 2042
W35_2005:4124471C1 . . . 2043
W35_2005:4124471C1 . . . 2044
W35_2006:4124471C1 . . . 2045
W35_2006:4124471C1 . . . 2046
W35_2007:1661260C1 . . . 2047
W35_2007:1661260C1 . . . 2048
W43-100:4124472C1 . . . 2049
W43-101:4124471C1 . . . 2050
W43-200:1661259C1 . . . 2051
W43-201:1661260C1 . . . 2052

0

0009:4063156C1 . . . 2053

1

1F:1667639C1 . . . 2057
10F:1661197C1 . . . 2059
16A/1978:3540612C1 . . . 2238
16B:3540613C1 . . . 2239
16B:3540613C1 . . . 2243
16B:3540613C1 . . . 2244
100:373756C2 . . . 2092
100:373756C2 . . . 2093
100:1661204C1 . . . 2090
100:3756780C1 . . . 2094
100A:1661205C1 . . . 2061
100A:RING-M-6_0 . . . 2060
100B:2031520C1 . . . 2063
100C:2031522C1 . . . 2069
100C:3756702C1 . . . 2070
100C:3757369C1 . . . 2071
100CN:1664531C1 . . . 2065
100CN:1664531C1 . . . 2066
100CP:1669834C1 . . . 2067
100CP:1669834C1 . . . 2068
100NB1:1669834C1 . . . 2072
100NB1:1669834C1 . . . 2073
100PB1:1664531C1 . . . 2074
100PB1:1664531C1 . . . 2075
100_1:365684C2 . . . 2095
100_1:475968C1 . . . 2096
101:2241337C1 . . . 2153
101C:3606342C1 . . . 2097
101C:3757370C1 . . . 2098
102B:3756780C1 . . . 2154
102B:3756781C1 . . . 2155
113:3600049C1 . . . 2199
113:3625557C1 . . . 2200
113:3625557C1 . . . 2201
113:3625557C1 . . . 2202
113l:3600049C1 . . . 2197
113_:3625557C1 . . . 2203
125:3625557C1 . . . 2209
125:3625557C1 . . . 2210
125:3625557C1 . . . 2211
125:3625557C1 . . . 2212
125:4062974C1 . . . 2213
1000:3825184C1 . . . 2076
1000:3825185C1 . . . 2080
1001:3515762C1 . . . 2084
1001:3515763C1 . . . 2087

1010:3768015C1 . . . 2099
1011:3768010C1 . . . 2106
1012:3768010C1 . . . 2112
1013:3768010C1 . . . 2122
1014:3768010C1 . . . 2128
1015:3768015C1 . . . 2131
1016:4100070C1 . . . 2138
1017:3768015C1 . . . 2140
1018:3768015C1 . . . 2146
1018:3768015C1 . . . 2150
1018:3768015C1 . . . 2152
1020:4063041C1 . . . 2156
1022:3613769C1 . . . 2157
1023:3613769C1 . . . 2161
1024:3601838C1 . . . 2165
1025:3601838C1 . . . 2168
1025:3601838C1 . . . 2171
1026:3601838C1 . . . 2172
1027:3613769C1 . . . 2174
1029:3601838C1 . . . 2177
1051:1661259C1 . . . 2180
1101F:3768593C1 . . . 2181
1101M:3507395C1 . . . 2182
1101M:3507395C1 . . . 2183
1101M:3507395C1 . . . 2189
1118M:3520850C1 . . . 2190
1124M:3928059C1 . . . 2192
1125M:3928059C1 . . . 2194
1127R:1667741C1 . . . 2196
1132B:3520850C1 . . . 2198
1200A:3768152C1 . . . 2204
1200A:3768152C1 . . . 2205
1200A:3768152C1 . . . 2206
1200A:3768152C1 . . . 2207
1200A:3768152C1 . . . 2208
1300:3597143C1 . . . 2214
1400:3596926C1 . . . 2215
1403:3596927C1 . . . 2217
1410:3601838C1 . . . 2218
1420:3557922C1 . . . 2222
1423:3846885C1 . . . 2224
1500A:3710061C1 . . . 2225
1500A:3710061C1 . . . 2226
1605:373759C2 . . . 2246
1650 (500k):3757649C1 . . . 2248
1650:3757649C1 . . . 2249
1650MA (250K):3544066C1 . . . 2247
1650_:3544066C1 . . . 2250
1651:3757649C1 . . . 2251
1651:3757649C1 . . . 2252
1700:3595625C1 . . . 2277
1700:3595625C1 . . . 2292
1700:3595625C1 . . . 2295
1700F:3595624C1 . . . 2253
1700F:3595624C1 . . . 2273
1700F:3595624C1 . . . 2276
1701:3595623C1 . . . 2335
1701F:3595622C1 . . . 2296
1701F:3595622C1 . . . 2298
1701M:3595623C1 . . . 2333
1702:3595620C1 . . . 2362
1702:3595620C1 . . . 2363
1702:3595620C1 . . . 2364
1702:3595620C1 . . . 2365
1702:3595620C1 . . . 2366
1702:3595620C1 . . . 2367

1702:3595621C1 . . . 2383
1702:3595621C1 . . . 2384
1702:3595621C1 . . . 2385
1702:3595621C1 . . . 2386
1702:3595621C1 . . . 2387
1702:3595621C1 . . . 2388
1703F:3595624C1 . . . 2401
1703F:3595624C1 . . . 2402
1703F:3595624C1 . . . 2403
1703F:3595624C1 . . . 2404
1703F:3595624C1 . . . 2405
1703F:3595624C1 . . . 2406
1703F:3595624C1 . . . 2420
1703M:3595624C1 . . . 2426
1703M:3595624C1 . . . 2427
1703M:3595624C1 . . . 2428
1703M:3595624C1 . . . 2429
1703M:3595624C1 . . . 2430
1703M:3595625C1 . . . 2431
1703M:3595625C1 . . . 2445
1776:4062806C1 . . . 2452
1800:3553649C1 . . . 2464
1800:3553649C1 . . . 2472
1800F:3612512C1 . . . 2453
1800F:3612512C1 . . . 2462
1801:3539212C1 . . . 2473
1801:3539212C1 . . . 2474
1802:3608496C1 . . . 2477
1814:1661777C1 . . . 2479
1820F:1667529C1 . . . 2480
1820F:1667529C1 . . . 2482
1820M:1667305C1 . . . 2483
1820M:1667305C1 . . . 2485
1821:3601800C1 . . . 2487
1821A:3889458C1 . . . 2486
1825F:4064551C1 . . . 2488
1825F:4064551C1 . . . 2489
1861:3517473C1 . . . 2490
1902:1661196C1 . . . 2491
1906:1661891C1 . . . 2495
1906F:1661891C1 . . . 2492
1906M:1661889C1 . . . 2493
1906M:1661889C1 . . . 2494
1907:1661259C1 . . . 2496
1919:2005836C1 . . . 2499
1919A:2005836C1 . . . 2497
1919B:2005836C1 . . . 2498
1920:2011340C1 . . . 2500
1926:3544677C1 . . . 2502
1931A:4110679C1 . . . 2503
1931A:4110679C1 . . . 2504
1935M:3683465C1 . . . 2505
1935N:3683465C1 . . . 2506
1935N:3683465C1 . . . 2507
1937M:1667741C1 . . . 2508
1937N:1667741C1 . . . 2509
1937P:1667741C1 . . . 2510
1939-125A:3683465C1 . . . 2514
1939-125B:3683465C1 . . . 2515
1939-250A:3683465C1 . . . 2516
1939-250B:3683465C1 . . . 2517
1939A:3616085C1 . . . 2511
1939M:3553404C1 . . . 2513
1944:6114576C1 . . . 2518
1944:6114576C1 . . . 2519
1944:6114576C1 . . . 2520

1944_:6114576C1 . . . 2521
1946F:3515763C1 . . . 2522
1946M:3515762C1 . . . 2524
1947:6114576C1 . . . 2526
1950:3704182C1 . . . 2527
1970:3538635C1 . . . 2528
1970:3538635C1 . . . 2529
1978:3540612C1 . . . 2532
1978:3540612C1 . . . 2536
1979A2_BENDIX:4061584C1 . . . 2538
1979A:4061584C1 . . . 2539
1979B2_BENDIX:4242898C1 . . . 2540
1979B_BENDIX:3710061C1 . . . 2541
1979M_WABCO:6137618C92 . . . 2542
1979_1:3710061C1 . . . 2546
1979_2:3710061C1 . . . 2547
1979_BENDIX:3831401C1 . . . 2543
1979_BENDIX:3831401C1 . . . 2544
1979_WABCO:3710061C1 . . . 2545
1982:1689499C1 . . . 2548
1982:1689499C1 . . . 2549

2

23XX:3534156C1 . . . 2582
23XX:3534156C1 . . . 2584
220XF:1661260C1 . . . 2572
220XF:1661260C1 . . . 2574
220XM:1661259C1 . . . 2576
240:3709924C1 . . . 2596
250F:4064552C1 . . . 2597
250M:4064551C1 . . . 2598
2000:3544688C1 . . . 2556
2000:3544688C1 . . . 2557
2000:3544688C1 . . . 2558
2000F:3544687C1 . . . 2550
2000F:3544687C1 . . . 2551
2000F:3544687C1 . . . 2552
2002M:1661259C1 . . . 2562
2003M:1661259C1 . . . 2563
2004M:1661259C1 . . . 2564
2005M:1661259C1 . . . 2565
2006M:1661259C1 . . . 2566
2100M:1661198C1 . . . 2567
2101F:1669973C1 . . . 2568
2101M:1669972C1 . . . 2569
2102M:1669972C1 . . . 2570
2103M:1669972C1 . . . 2571
2200:1661259C1 . . . 2578
2201:1661259C1 . . . 2580
2225:3834322C1 . . . 2581
2303F:1661196C1 . . . 2586
2303F:1661196C1 . . . 2587
2303M:1661197C1 . . . 2590
2303M:1661197C1 . . . 2591
2312:3533975C1 . . . 2594
2313:3533975C1 . . . 2595
2500F:3515763C1 . . . 2600
2500M:3515762C1 . . . 2601
2505:3811207C1 . . . 2603
2505M:3811181C1 . . . 2602

3

380:BLUNT_SL_VC . . . 2638
3000M:1661200C1 . . . 2604
3000M:1661200C1 . . . 2605
3000M:1661200C1 . . . 2606

3000M:1661200C1 . . . 2607
3000M:1661200C1 . . . 2608
3000M:1661200C1 . . . 2609
3200F:1661201C1 . . . 2610
3200F:1661201C1 . . . 2611
3200F:1661201C1 . . . 2612
3200F:1661201C1 . . . 2613
3200F:1661201C1 . . . 2614
3200F:1661201C1 . . . 2615
3200F:1661201C1 . . . 2616
3200M:1661200C1 . . . 2617
3200M:1661200C1 . . . 2618
3202M:3820176C1 . . . 2619
3202M_1:3820176C1 . . . 2620
3204F:1661201C1 . . . 2622
3204F:1661201C1 . . . 2623
3204F:1661201C1 . . . 2624
3204F:1661201C1 . . . 2625
3204M:1661200C1 . . . 2626
3204M:1661200C1 . . . 2627
3204M:1661200C1 . . . 2628
3205F:1667529C1 . . . 2629
3205F:1667529C1 . . . 2631
3205F:1667529C1 . . . 2632
3205M:1667305C1 . . . 2633
3206M:1667305C1 . . . 2635
3206M:1667305C1 . . . 2637

4

4005B:3866817C1 . . . 2639
4028C:338892C2 . . . 2640
4320M:3517760C1 . . . 2641
4411F:3517759C1 . . . 2642
4412F:3517759C1 . . . 2643
4412M:3517760C1 . . . 2644
4450BM:2039311C91 . . . 2645
4450F:2039312C91 . . . 2649
4450FM:2039311C91 . . . 2647
4450M:2039311C91 . . . 2651
4460BM:1686834C1 . . . 2653
4460F:3553961C1 . . . 2656
4460F:3553961C1 . . . 2657
4460FM:1686834C1 . . . 2654
4460M:1686834C1 . . . 2658
4460RM:1686834C1 . . . 2659
4705:3538634C1 . . . 2660
4706:3538635C1 . . . 2662

5

512:1661200C1 . . . 2741
5000:3595620C1 . . . 2675
5000:3595620C1 . . . 2683
5000:3595621C1 . . . 2688
5000A:3595620C1 . . . 2664
5000A:3595621C1 . . . 2665
5000A:3595621C1 . . . 2671
5001A:4100324C1 . . . 2689
5001B:4100325C1 . . . 2693
5002:4108436C1 . . . 2697
5002A:4108438C1 . . . 2696
5006:1661197C1 . . . 2698
5007A:3613769C1 . . . 2699
5007B:3613769C1 . . . 2704
5010:3538634C1 . . . 2706
5010:3538634C1 . . . 2708
5011F:3540613C1 . . . 2712

5011F:3540613C1 . . . 2713
5011M:3540612C1 . . . 2714
5011M:3540612C1 . . . 2715
5020:3553404C1 . . . 2716
5102:2031871C1 . . . 2717
5102:2031872C1 . . . 2719
5107:3541785C1 . . . 2721
5117:1661889C1 . . . 2722
5117:1661889C1 . . . 2723
5117:1661889C1 . . . 2724
5117:1661889C1 . . . 2726
5117:1661889C1 . . . 2727
5117:1661891C1 . . . 2729
5118:1661259C1 . . . 2730
5118:1661891C1 . . . 2732
5119:1661259C1 . . . 2733
5124:3520850C1 . . . 2734
5125:2005835C1 . . . 2735
5125:2005836C1 . . . 2738
5131:1661197C1 . . . 2743
5134:1661196C1 . . . 2744
5135A:1661198C1 . . . 2745
5135B:1661198C1 . . . 2746
5135F:1661197C1 . . . 2747
5135M:1661196C1 . . . 2748
5205:3544870C1 . . . 2749
5210:3548957C91 . . . 2755
5219:1661198C1 . . . 2756
5219_1:1661198C1 . . . 2757
5220:1667305C1 . . . 2759
5220:1667529C1 . . . 2761
5222:3520850C1 . . . 2764
5230:1661200C1 . . . 2770
5230:1661201C1 . . . 2774
5230A:1661200C1 . . . 2766
5230A:1661201C1 . . . 2768
5231:3540612C1 . . . 2778
5231:3540613C1 . . . 2780
5233:3520850C1 . . . 2782
5300:2031871C1 . . . 2784
5300:2031872C1 . . . 2787
5303:3515763C1 . . . 2790
5600:3601838C1 . . . 2792
5754:1661196C1 . . . 2795
5754:1661197C1 . . . 2796
5755:3616095C1 . . . 2797
5757:872291R1 . . . 2798
5758F:587567C91 . . . 2799
5758F:587567C91 . . . 2800
5758M:587568C91 . . . 2801
5758M:587568C91 . . . 2802
5900:2011340C1 . . . 2803
5902:1661201C1 . . . 2805
5903:1669973C1 . . . 2807
5906:2028493C1 . . . 2808
5909:2005835C1 . . . 2809
5927:2005836C1 . . . 2810
5930M:3683465C1 . . . 2811

6

6TB1:3722128C1 . . . 2812
670A/670B:3573078C1 . . . 2866
670A/670B:3573078C1 . . . 2867
674:6114576C1 . . . 2874
674:6114576C1 . . . 2875
674B:6114577C1 . . . 2871

674B:6114577C1 . . . 2872
678:3991593C1 . . . 2876
681:3683465C1 . . . 2877
681:3683465C1 . . . 2878
690:3765646C92 . . . 2879
6000 (J2):3945694C1 . . . 2813
6049_A:3866817C1 . . . 2826
6049_A:3866817C1 . . . 2828
6049_A:3866817C1 . . . 2829
6049_B:3866817C1 . . . 2830
6049_B:3866817C1 . . . 2831
6049_B:3866817C1 . . . 2832
6049_C:3866817C1 . . . 2833
6049_C:3866817C1 . . . 2834
6049_C:3866817C1 . . . 2835
6049_C:3866817C1 . . . 2836
6049_D:3866817C1 . . . 2837
6049_D:3866817C1 . . . 2838
6049_E:3866817C1 . . . 2839
6049_F:3866817C1 . . . 2840
6049_G:3866817C1 . . . 2841
6049_H:3866817C1 . . . 2842
6051_A:3866817C1 . . . 2843
6051_A:3866817C1 . . . 2845
6051_B:3866817C1 . . . 2846
6051_B:3866817C1 . . . 2847
6051_B:3866817C1 . . . 2848
6051_B:3866817C1 . . . 2849
6051_C:3866817C1 . . . 2850
6051_C:3866817C1 . . . 2851
6051_C:3866817C1 . . . 2852
6051_D:3866817C1 . . . 2853
6051_D:3866817C1 . . . 2854
6051_E:3866817C1 . . . 2855
6051_F:3866817C1 . . . 2856
6051_G:3866817C1 . . . 2857
6051_H:3866817C1 . . . 2858
6100D:RING-M-8_0 . . . 2859
6100H:RING-M-8_0 . . . 2860
6101H:RING-M-6_0 . . . 2861
6301:RING-E-1-2_0 . . . 2862
6566:6113338C1 . . . 2863
6567:6113341C1 . . . 2864
6704:3551896C1 . . . 2869
6704A:3551896C1 . . . 2868
6748:3602454C1 . . . 2873

7

7TB1:3722128C1 . . . 2881
7105:3599542C1 . . . 2884
7105A:3599542C1 . . . 2882
7105A:3599542C1 . . . 2883
7106:3765544C1 . . . 2886
7107:3765545C1 . . . 2889
7110:3683465C1 . . . 2894
7110B:3683465C1 . . . 2891
7110X:3683465C1 . . . 2892
7110Z:3683465C1 . . . 2893
7110_:3683465C1 . . . 2895
7111:3683465C1 . . . 2896
7150:3605713C1 . . . 2897
7150:3605713C1 . . . 2898
7350:3755755C1 . . . 2899
7350_:3755755C1 . . . 2901
7900F:4064551C1 . . . 2902
7900F:4064551C1 . . . 2903

7900F:4064551C1 . . . 2905
7900M:4064552C1 . . . 2907
7900M:4064552C1 . . . 2908
7900M:4064552C1 . . . 2910

8

830:1661201C1 . . . 2960
8000:1661375C2 . . . 2913
8000:1661375C2 . . . 2914
8000F:1677851C1 . . . 2912
8000_:1661375C2 . . . 2916
8001:1661375C2 . . . 2923
8001:1661375C2 . . . 2925
8001F:1677851C1 . . . 2917
8001F:1677851C1 . . . 2920
8002:3612306C1 . . . 2930
8002L:6113477C1 . . . 2926
8002R:6113477C1 . . . 2928
8003:3612306C1 . . . 2935
8003L:6116207C1 . . . 2932
8003R:6116207C1 . . . 2934
8004L:3600049C1 . . . 2937
8004R:3600049C1 . . . 2938
8005L:3625557C1 . . . 2939
8005R:3625557C1 . . . 2940
8011L:3668886C1 . . . 2941
8011R:3668886C1 . . . 2942
8012L:3668886C1 . . . 2943
8012R:3668886C1 . . . 2944
8015L:3668886C1 . . . 2945
8015R:3668886C1 . . . 2946
8016L:3668886C1 . . . 2947
8016R:3668886C1 . . . 2948
8054:1667741C1 . . . 2949
8054:1667741C1 . . . 2950
8100:1667741C1 . . . 2953
8100:1667741C1 . . . 2954
8100F:1667740C1 . . . 2951
8202:6131286C1 . . . 2955
8203:3824986C1 . . . 2956
8203:3825517C91 . . . 2957
8203:6131286C1 . . . 2958
8303:1661778C1 . . . 2959
8310:3543888C1 . . . 2961
8450A:587567C91 . . . 2962
8450A:587568C91 . . . 2963
8800:3551896C1 . . . 2964
8803:3551896C1 . . . 2966
8804:3551896C1 . . . 2968
8903:6111813C1 . . . 2971
8903:6111813C1 . . . 2972
8904:3852527C1 . . . 2973
8904:3852527C1 . . . 2974
8956:3683465C1 . . . 2975
8956:3683465C1 . . . 2976
8958:3683465C1 . . . 2977
8993F:3823761C1 . . . 2978

9

9200A:3586750C1 . . . 2979
9200A:3586750C1 . . . 2981
9200B:3553404C1 . . . 2983
9255:1667639C1 . . . 2985
9260:2241337C1 . . . 2986
9303:3612305C1 . . . 2987
9303:3612306C1 . . . 2988

9510F:1667741C1 2989
9510M:1667740C1 2990
9511/9511A:3601685C1 2992
9511B/9511D:3601685C1 2991
9515A:PAS2(1,2) 2993
9516M:3690369C1 2994
9516M:6112506C1 2998
9532:3919376C1 3007
9536:3919376C1 3008
9540F:3924162C1 3009
9540M:3626435C1 3010
9715F:1667732C1 3011
9715M:1667733C1 3014
9716F:1667732C1 3016
9716M:1667733C1 3018
9717:3517441C1 3021
9717F:3517817C1 3020
9718:1661778C1 3022
9719:3543888C1 3024
9737:1661375C2 3026
9800F:3558026C1 3028
9800M:3558022C1 3039
9865F:1667740C1 3072
9865M:1667741C1 3073