

International® MV Series TC Bus
Built Date 12/10/2021 To Build 12/31/2022
Interactive Schematics

Navistar, Inc.

2701 Navistar Drive, Lisle, 60532 USA

B6.7/L9 - Body Control Module (BCM)
 B6.7/L9 - Body Control Module (BCM) Design 1

B6.7 - CAN Layout
 B6.7 - CAN Layout Design9

L9 - CAN Layout
 L9 - CAN Layout Design17

B6.7 - Engine (Control) Cummins
 B6.7 - Engine (Control) Cummins Design 25

L9 - Engine (Control) Cummins
 L9 - Engine (Control) Cummins Design 26

B6.7/L9 - GEN IV Cluster (Monitor)
 B6.7/L9 - GEN IV Cluster (Monitor) Design 27

B6.7/L9 - Instrument Cluster (Premium)
 B6.7/L9 - Instrument Cluster (Premium) Design 28

B6.7/L9 - Instrument Cluster (Standard)
 B6.7/L9 - Instrument Cluster (Standard) Design 30

B6.7/L9 - Instrument Cluster - Bulb Check
 B6.7/L9 - Instrument Cluster - Bulb Check Design 31

B6.7/L9 - Instrument Cluster - Request and Status
 B6.7/L9 - Instrument Cluster - Request and Status Design 32

B6.7 - Air Filter Flow Restriction Monitoring (LED Indicator)
 B6.7 - Air Filter Flow Restriction Monitoring (LED Indicator) Design 33

B6.7 - Auto Neutral (Allison W/ Multiplex Switch & Confirmation Telltale)
 B6.7 - Auto Neutral (Allison W/ Multiplex Switch & Confirmation Telltale) Design 34

B6.7 - City Horn W/10PIN CLK
 B6.7 - City Horn W/10PIN CLK Design 35

B6.7 - City Horn W/4PIN CLK
 B6.7 - City Horn W/4PIN CLK Design 37

B6.7 - Heating Ventilation & Air Conditioning (HVAC) (Auto Control head W/PT Transducer N/Low Pressure SW)
 B6.7 - Heating Ventilation & Air Conditioning (HVAC) (Auto Control head W/PT Transducer N/Low Pressure SW) Design 39

B6.7 - Heating Ventilation & Air Conditioning (HVAC) (Manual W/PT Transducer N/Low Pressure SW)
 B6.7 - Heating Ventilation & Air Conditioning (HVAC) (Manual W/PT Transducer N/Low Pressure SW) Design 42

B6.7 - Transmission Shifter (Push Button Shifter - Allison 3K/4K)
 B6.7 - Transmission Shifter (Push Button Shifter - Allison 3K/4K) Design 44

B6.7 - Water In Fuel (WIF) Davco 245 W/ Heater

B6.7 - Water In Fuel (WIF) Davco 245 W/ Heater Design 46

B6.7/L9 - Adaptive Cruise Control (Bendix Wingman Advanced N/ DIU)

B6.7/L9 - Adaptive Cruise Control (Bendix Wingman Advanced N/ DIU) Design .47

B6.7/L9 - Adaptive Cruise Control (Bendix - Fusion W/O DIU & N/ Safety Direct & Reg Speakers)

B6.7/L9 - Adaptive Cruise Control (Bendix - Fusion W/O DIU & N/ Safety Direct & Reg Speakers) Design 48

B6.7/L9 - Air Dryer (Single)

B6.7/L9 - Air Dryer (Single) Design 49

B6.7/L9 - Antilock Brake System (ABS) - Wabco 4 Channel Implementation

B6.7/L9 - Antilock Brake System (ABS) - Wabco 4 Channel Implementation Design 50

B6.7/L9 - Antilock Brake System (ABS)- BENDIX 4 Channel Implemenation

B6.7/L9 - Antilock Brake System (ABS)- BENDIX 4 Channel Implemenation Design 51

B6.7/L9 - Automatic Lighting (Dual Sensor Twilight/Solar)

B6.7/L9 - Automatic Lighting (Dual Sensor Twilight/Solar) Design 52

B6.7/L9 - Automatic Lighting (Single Sensor, Twilight)

B6.7/L9 - Automatic Lighting (Single Sensor, Twilight) Design 54

B6.7/L9 - Auto Park Brake (T-Handle Shifter, Auto Park Brake)

B6.7/L9 - Auto Park Brake (T-Handle Shifter, Auto Park Brake) Design 56

B6.7/L9 - Auxiliary Power (40A) HSD 1

B6.7/L9 - Auxiliary Power (40A) HSD 1 Design 57

B6.7/L9 - Body Builder Prewire (8 Wire Firewall Pass through)

B6.7/L9 - Body Builder Prewire (8 Wire Firewall Pass through) Design 58

B6.7/L9 - Compressed Air Supply (Aux Air Pressure Gauge) (Hydraulic Split Brake System)

B6.7/L9 - Compressed Air Supply (Aux Air Pressure Gauge) (Hydraulic Split Brake System) Design 59

B6.7/L9 - Crank Inhibit (W/ Hood Switch)

B6.7/L9 - Crank Inhibit (W/ Hood Switch) Design 61

B6.7/L9 - Daytime Running Lights W/CAN Headlamps

B6.7/L9 - Daytime Running Lights W/CAN Headlamps Design 63

B6.7/L9 - Directional Signals (Turn) (HALOGEN) W/O Plow Lights W/O Fender Lights

B6.7/L9 - Directional Signals (Turn) (HALOGEN) W/O Plow Lights W/O Fender Lights Design 64

**B6.7/L9 - Directional Signals (Turn) (HALOGEN) W/
Plow Lights W/O Fender Lights**
B6.7/L9 - Directional Signals (Turn) (HALOGEN) W/ Plow Lights W/O Fender
Lights Design 66

**B6.7/L9 - Directional Signals (Turn) (LED CAN) W/O
Plow Lights W/O Fender Lights**
B6.7/L9 - Directional Signals (Turn) (LED CAN) W/O Plow Lights W/O Fender
Lights Design 68

**B6.7/L9 - Directional Signals (Turn) (LED CAN) W/
Plow Lights W/O Fender Lights**
B6.7/L9 - Directional Signals (Turn) (LED CAN) W/ Plow Lights W/O Fender
Lights Design 70

B6.7/L9 - Forward Chassis Splice Pack 8801
B6.7/L9 - Forward Chassis Splice Pack 8801 Design 72

B6.7/L9 - Front Fog Lamps
B6.7/L9 - Front Fog Lamps Design 73

B6.7/L9 - Fuel Heater (Vehicle Powered) Davco 245
B6.7/L9 - Fuel Heater (Vehicle Powered) Davco 245 Design 74

**B6.7/L9 - Fuel Heater (Vehicle Powered) (Racor 400
Series)**
B6.7/L9 - Fuel Heater (Vehicle Powered) (Racor 400 Series) Design 75

B6.7/L9 - Headlights (Halogen) W/O Plow Lights

B6.7/L9 - Headlights (Halogen) W/O Plow Lights Design 76

B6.7/L9 - Headlights (Halogen) W/ Plow Lights
B6.7/L9 - Headlights (Halogen) W/ Plow Lights Design 80

B6.7/L9 - Headlights (LED CAN) W/ Plow Lights
B6.7/L9 - Headlights (LED CAN) W/ Plow Lights Design 82

B6.7/L9 - Headlights (LED CAN) W/O Plow Lights
B6.7/L9 - Headlights (LED CAN) W/O Plow Lights Design 86

B6.7/L9 - Hood Switch 1
B6.7/L9 - Hood Switch 1 Design 90

**B6.7/L9 - Marker Lighting (Halogen Headlights)
N/Plowlights N/Fender W/Guide Posts**
B6.7/L9 - Marker Lighting (Halogen Headlights) N/Plowlights N/Fender W/Guide
Posts Design 92

**B6.7/L9 - Marker Lighting (Halogen Headlights)
N/Plowlight N/Fender N/Guide Posts**
B6.7/L9 - Marker Lighting (Halogen Headlights) N/Plowlight N/Fender N/Guide
Posts Design 94

**B6.7/L9 - Marker Lighting (Halogen Headlights)
W/Plowlight N/Fender N/Guide Posts**
B6.7/L9 - Marker Lighting (Halogen Headlights) W/Plowlight N/Fender N/Guide
Posts Design 96

**B6.7/L9 - Marker Lighting (LED CAN Headlamp)
N/Plow Lts N/Fender Lts N/Guide Posts**
B6.7/L9 - Marker Lighting (LED CAN Headlamp) N/Plow Lts N/Fender Lts
N/Guide Posts Design.....98

**B6.7/L9 - Marker Lighting (LED CAN Headlamp)
N/Plow Lts N/Fender Lts W/Guide Posts**
B6.7/L9 - Marker Lighting (LED CAN Headlamp) N/Plow Lts N/Fender Lts
W/Guide Posts Design.....100

**B6.7/L9 - Marker Lighting (LED CAN Headlamp)
W/Plow Lts N/Fender Lts N/Guide Posts**
B6.7/L9 - Marker Lighting (LED CAN Headlamp) W/Plow Lts N/Fender Lts
N/Guide Posts Design.....102

**B6.7/L9 - Mirrors (Heated) (Door Pod Actuated, 2 Cab
and 1 Hood Mirror Right Side Only)**
B6.7/L9 - Mirrors (Heated) (Door Pod Actuated, 2 Cab and 1 Hood Mirror Right
Side Only) Design.....104

**B6.7/L9 - Mirrors (Heated) (Door Pod Actuated, 2 Cab
and 2 Hood Mirrors)**
B6.7/L9 - Mirrors (Heated) (Door Pod Actuated, 2 Cab and 2 Hood Mirrors)
Design.....106

**B6.7/L9 - Mirrors (Heated) (MUX Switch, 2 Cab and 2
Hood Mirrors)**
B6.7/L9 - Mirrors (Heated) (MUX Switch, 2 Cab and 2 Hood Mirrors) Design.. 108

**B6.7/L9 - Mirror Lighting (Turns and Markers W/O
Door Pods)**
B6.7/L9 - Mirror Lighting (Turns and Markers W/O Door Pods) Design.....110

**B6.7/L9 - Mirror Lighting (Turns and Markers W/ Door
Pods)**
B6.7/L9 - Mirror Lighting (Turns and Markers W/ Door Pods) Design.....111

B6.7/L9 - Prewire Front Fog Lights
B6.7/L9 - Prewire Front Fog Lights Design.....112

**B6.7/L9 - Windshield Washer Pump W/O Low Fluid
Sensor**
B6.7/L9 - Windshield Washer Pump W/O Low Fluid Sensor Design.....113

**L9 - Air Filter Flow Restriction Monitoring (LED
Indicator)**
L9 - Air Filter Flow Restriction Monitoring (LED Indicator) Design.....114

**L9 - Auto Neutral (Allison W/ Multiplex Switch &
Confirmation Telltale)**
L9 - Auto Neutral (Allison W/ Multiplex Switch & Confirmation Telltale) Design.115

L9 - City Horn W/10PIN CLK
L9 - City Horn W/10PIN CLK Design.....116

L9 - City Horn W/4PIN CLK
L9 - City Horn W/4PIN CLK Design.....118

**L9 - Heating Ventilation & Air Conditioning (HVAC)
(Auto Control head W/PT Transducer N/Low Pressure SW)**
L9 - Heating Ventilation & Air Conditioning (HVAC) (Auto Control head W/PT Transducer N/Low Pressure SW) Design 120

**L9 - Heating Ventilation & Air Conditioning (HVAC)
(Manual W/PT Transducer N/Low Pressure SW)**
L9 - Heating Ventilation & Air Conditioning (HVAC) (Manual W/PT Transducer N/Low Pressure SW) Design 123

L9 - Powertrain ZVR Splice Pack 6702
L9 - Powertrain ZVR Splice Pack 6702 Design 125

L9 - Transmission Shifter (Push Button Shifter - Allison 3K/4K)
L9 - Transmission Shifter (Push Button Shifter - Allison 3K/4K) Design 126

L9 - Water In Fuel (WIF) Davco 245 W/ Heater
L9 - Water In Fuel (WIF) Davco 245 W/ Heater Design 128

B6.7/L9 - Ground Splice Packs 1022 & 1023
B6.7/L9 - Ground Splice Packs 1022 & 1023 Design 129

B6.7/L9 - Ground Splice Pack 1027
B6.7/L9 - Ground Splice Pack 1027 Design 130

B6.7/L9 - Interior Dual Post Ground Stud-Cowl Wall
B6.7/L9 - Interior Dual Post Ground Stud-Cowl Wall Design 131

B6.7/L9 - ZVR Splice Packs 1620
B6.7/L9 - ZVR Splice Packs 1620 Design 132

B6.7 - Center Chassis Ground Splice Packs 8802/8805/8807/8809
B6.7 - Center Chassis Ground Splice Packs 8802/8805/8807/8809 Design . . . 133

L9 - Center Chassis Ground Splice Packs 8802/8805/8807/8809
L9 - Center Chassis Ground Splice Packs 8802/8805/8807/8809 Design 134

B6.7 - Forward Chassis Ground Splice Pack 8800
B6.7 - Forward Chassis Ground Splice Pack 8800 Design 135

L9 - Forward Chassis Ground Splice Pack 8800
L9 - Forward Chassis Ground Splice Pack 8800 Design 136

B6.7 - Powertrain ZVR Splice Pack 6747
B6.7 - Powertrain ZVR Splice Pack 6747 Design 137

B6.7 - Power Train Splice Pack 6704
B6.7 - Power Train Splice Pack 6704 Design 138

L9 - Powertrain Ground Splice Packs 6704 & 6704B
L9 - Powertrain Ground Splice Packs 6704 & 6704B Design 139

L9 - Powertrain ZVR Splice Pack 6747
L9 - Powertrain ZVR Splice Pack 6747 Design 140

B6.7/L9 - Lighting Control Module

B6.7/L9 - Lighting Control Module Design 141

B6.7/L9 - Adaptive Cruise Control (Fusion 3.0 N/ DIU)

B6.7/L9 - Adaptive Cruise Control (Fusion 3.0 N/ DIU) Design 143

B6.7/L9 - Antilock Brake Systems (ABS) (Wabco Hydraulic 4 Channel N/ Stability)

B6.7/L9 - Antilock Brake Systems (ABS) (Wabco Hydraulic 4 Channel N/ Stability) Design 144

B6.7/L9 - Antilock Brake Systems (ABS) (Wabco Hydraulic 4 Channel W/ Stability)

B6.7/L9 - Antilock Brake Systems (ABS) (Wabco Hydraulic 4 Channel W/ Stability) Design 145

B6.7/L9 - Dual Auxiliary Power with Interlock

B6.7/L9 - Dual Auxiliary Power with Interlock Design 146

B6.7/L9 - Transmission Power Take Off (60AKG)

B6.7/L9 - Transmission Power Take Off (60AKG) Design 147

B6.7 - Aftertreatment PDM

B6.7 - Aftertreatment PDM Design 148

L9 - Aftertreatment PDM

L9 - Aftertreatment PDM Design 149

B6.7 - Auxiliary Power Fuse

B6.7 - Auxiliary Power Fuse Design 150

L9 - Auxiliary Power Fuse

L9 - Auxiliary Power Fuse Design 151

B6.7/L9 - Chassis PDM

B6.7/L9 - Chassis PDM Design 152

B6.7/L9 - Battery Feed

B6.7/L9 - Battery Feed Design 153

B6.7/L9 - Interior PDM Chart

B6.7/L9 - Interior PDM Chart Design 154

B6.7/L9 - Key Switch Accessory

B6.7/L9 - Key Switch Accessory Design 155

B6.7/L9 - Key Switch Ignition

B6.7/L9 - Key Switch Ignition Design 156

B6.7/L9 - Relays - Grid Management

B6.7/L9 - Relays - Grid Management Design 157

B6.7/L9 - ABS CAN Splice Pack - 1410

B6.7/L9 - ABS CAN Splice Pack - 1410 Design 158

B6.7/L9 - Panel Light Dimmer Splice Pack - 1021

B6.7/L9 - Panel Light Dimmer Splice Pack - 1021 Design 159

B6.7/L9 - Park / Turn Lights Splice Packs 1623/1625/400

B6.7/L9 - Park / Turn Lights Splice Packs 1623/1625/400 Design 160

B6.7 - Underhood PDM

B6.7 - Underhood PDM Design161

L9 - Underhood PDM

L9 - Underhood PDM Design162

B6.7/L9 - Radio

B6.7/L9 - Radio Design163

B6.7/L9 - Radio w/Bluetooth

B6.7/L9 - Radio w/Bluetooth Design164

B6.7/L9 - Radio w/Bluetooth without Steering Wheel Pod

B6.7/L9 - Radio w/Bluetooth without Steering Wheel Pod Design 166

B6.7/L9 - Radio w/Steering Wheel Pod

B6.7/L9 - Radio w/Steering Wheel Pod Design167

B6.7/L9 - Speakers:Four Speakers Daycab BT n/QC

B6.7/L9 - Speakers:Four Speakers Daycab BT n/QC Design169

B6.7/L9 - Speakers:Four Speakers Daycab n/BT n/QC

B6.7/L9 - Speakers:Four Speakers Daycab n/BT n/QC Design 170

B6.7/L9 - Speakers:Four Speakers Daycab n/BT w/QC

B6.7/L9 - Speakers:Four Speakers Daycab n/BT w/QC Design171

B6.7/L9 - Speakers:Four Speakers Daycab w/BT w/QC

B6.7/L9 - Speakers:Four Speakers Daycab w/BT w/QC Design 172

B6.7/L9 - Speakers:Two Speakers Daycab BT n/QC

B6.7/L9 - Speakers:Two Speakers Daycab BT n/QC Design 173

B6.7/L9 - Speakers:Two Speakers Daycab n/BT n/QC

B6.7/L9 - Speakers:Two Speakers Daycab n/BT n/QC Design 174

B6.7/L9 - Speakers:Two Speakers n/BT w/QC

B6.7/L9 - Speakers:Two Speakers n/BT w/QC Design 175

B6.7/L9 - Speakers:Two Speakers w/BT w/QC

B6.7/L9 - Speakers:Two Speakers w/BT w/QC Design176

B6.7/L9 - Auxiliary Power (40A) HSD

B6.7/L9 - Auxiliary Power (40A) HSD Design 177

B6.7 - Back-Up Alarm (Automatic) W/O Tailboard

B6.7 - Back-Up Alarm (Automatic) W/O Tailboard Design178

B6.7 - Back-Up Alarm (Automatic) W/ Tailboard

B6.7 - Back-Up Alarm (Automatic) W/ Tailboard Design 179

B6.7 - Back-Up Alarm (Manual) W/O Tailboard

B6.7 - Back-Up Alarm (Manual) W/O Tailboard Design180

B6.7 - Back-Up Alarm (Manual) W/ Tailboard

B6.7 - Back-Up Alarm (Manual) W/ Tailboard Design 181

L9 - Back-Up Alarm (Automatic) W/O Tailboard

L9 - Back-Up Alarm (Automatic) W/O Tailboard Design 182

L9 - Back-Up Alarm (Automatic) W/ Tailboard

L9 - Back-Up Alarm (Automatic) W/ Tailboard Design 183

L9 - Back-Up Alarm (Manual) W/O Tailboard

L9 - Back-Up Alarm (Manual) W/O Tailboard Design 184

L9 - Back-Up Alarm (Manual) W/ Tailboard

L9 - Back-Up Alarm (Manual) W/ Tailboard Design 186

B6.7/L9 - Banana Plugs Receptacle

B6.7/L9 - Banana Plugs Receptacle Design 188

B6.7/L9 - CB Radio Power Only

B6.7/L9 - CB Radio Power Only Design 189

B6.7/L9 - CB Radio Power Only (Single Antenna)

B6.7/L9 - CB Radio Power Only (Single Antenna) Design 190

B6.7/L9 - Cigar Lighter

B6.7/L9 - Cigar Lighter Design 191

B6.7/L9 - Cigar Lighter Aux APO

B6.7/L9 - Cigar Lighter Aux APO Design 192

B6.7/L9 - Cigar Lighter-

B6.7/L9 - Cigar Lighter- Design 195

B6.7/L9 - Standard APO

B6.7/L9 - Standard APO Design 196

B6.7/L9 - Standard APO and Aux APO

B6.7/L9 - Standard APO and Aux APO Design 197

B6.7/L9 - Cruise Control (W/ One Telltale 10 Pin)

B6.7/L9 - Cruise Control (W/ One Telltale 10 Pin) Design 200

B6.7/L9 - Cruise Control (W/ One Telltale 4 Pin)

B6.7/L9 - Cruise Control (W/ One Telltale 4 Pin) Design 202

B6.7/L9 - Vehicle Speed Control (Cruise Control) 10 Pin

B6.7/L9 - Vehicle Speed Control (Cruise Control) 10 Pin Design 204

B6.7/L9 - Vehicle Speed Control (Cruise Control) 4 Pin

B6.7/L9 - Vehicle Speed Control (Cruise Control) 4 Pin Design 205

B6.7/L9 - Door Ajar Reminder (Entry/Exit) 2 Door

B6.7/L9 - Door Ajar Reminder (Entry/Exit) 2 Door Design 206

B6.7/L9 - Door Ajar Reminder(Entry /Exit):4 Door

B6.7/L9 - Door Ajar Reminder(Entry /Exit):4 Door Design 207

B6.7/L9 - Door Pod Module (2 Door)

B6.7/L9 - Door Pod Module (2 Door) Design 208

B6.7/L9 - Door Pod Module (4 Door)

B6.7/L9 - Door Pod Module (4 Door) Design 209

B6.7/L9 - Heated Mirrors (Hood with Door Pods)

B6.7/L9 - Heated Mirrors (Hood with Door Pods) Design 210

B6.7/L9 - Mirrors (Heat) [Switch Pack Actuated includes Hood Mirrors]

B6.7/L9 - Mirrors (Heat) [Switch Pack Actuated includes Hood Mirrors] Design 211

B6.7/L9 - Mirrors (Heat) [Switch Pack Actuated Relay Driven]

B6.7/L9 - Mirrors (Heat) [Switch Pack Actuated Relay Driven] Design 212

B6.7/L9 - Mirrors (Power) Control Switch Actuated

B6.7/L9 - Mirrors (Power) Control Switch Actuated Design 213

B6.7 - City Horn (W/ 10PIN CLK & P. Brake)

B6.7 - City Horn (W/ 10PIN CLK & P. Brake) Design 215

B6.7 - City Horn (W/ 10PIN CLK)

B6.7 - City Horn (W/ 10PIN CLK) Design 216

B6.7 - City Horn (W/ 4PIN CLK & P. Brake)

B6.7 - City Horn (W/ 4PIN CLK & P. Brake) Design 217

B6.7 - City Horn (W/ 4PIN CLK)

B6.7 - City Horn (W/ 4PIN CLK) Design 219

L9 - City Horn (W/ 10PIN CLK & P. Brake)

L9 - City Horn (W/ 10PIN CLK & P. Brake) Design 221

L9 - City Horn (W/ 10PIN CLK)

L9 - City Horn (W/ 10PIN CLK) Design 222

L9 - City Horn (W/ 4PIN CLK & P. Brake)

L9 - City Horn (W/ 4PIN CLK & P. Brake) Design 223

L9 - City Horn (W/ 4PIN CLK)

L9 - City Horn (W/ 4PIN CLK) Design 225

B6.7/L9 - Heated Windshield

B6.7/L9 - Heated Windshield Design 227

B6.7/L9 - Hood Switch

B6.7/L9 - Hood Switch Design 228

B6.7/L9 - Multiplexed Switch Pack (Primary Switch)

B6.7/L9 - Multiplexed Switch Pack (Primary Switch) Design 229

B6.7/L9 - Real Time Clock

B6.7/L9 - Real Time Clock Design 230

B6.7/L9 - Remote Keyless Access

B6.7/L9 - Remote Keyless Access Design 231

B6.7/L9 - Telematics (Omnivision w/J1939)

B6.7/L9 - Telematics (Omnivision w/J1939) Design 232

B6.7/L9 - Telematics (Peoplenet PMG)

B6.7/L9 - Telematics (Peoplenet PMG) Design 233

B6.7/L9 - Telematics (PEOPLE NET MD)

B6.7/L9 - Telematics (PEOPLE NET MD) Design 234

B6.7/L9 - Telematics (XATANET W/J1708)

B6.7/L9 - Telematics (XATANET W/J1708) Design 235

B6.7/L9 - Telematics (XATANET W/J1939)

B6.7/L9 - Telematics (XATANET W/J1939) Design 236

B6.7/L9 - Telematics (Zonar)

B6.7/L9 - Telematics (Zonar) Design 237

B6.7/L9 - Over The Air Electrical I/O (OnCommand Link / N2 Module)

B6.7/L9 - Over The Air Electrical I/O (OnCommand Link / N2 Module) Design . 238

B6.7/L9 - Over the Air Programming (OnCommand Link / N2 Module)

B6.7/L9 - Over the Air Programming (OnCommand Link / N2 Module) Design . 239

B6.7/L9 - Theft Deterrent (Without additional relay)

B6.7/L9 - Theft Deterrent (Without additional relay) Design 240

B6.7/L9 - Tire Pressure (TPMS) (LDL 2.0 - 1 Repeater)

B6.7/L9 - Tire Pressure (TPMS) (LDL 2.0 - 1 Repeater) Design 241

B6.7/L9 - One USB

B6.7/L9 - One USB Design 245

B6.7/L9 - Two USB

B6.7/L9 - Two USB Design 246

B6.7/L9 - Vehicle Alarm System

B6.7/L9 - Vehicle Alarm System Design 248

B6.7/L9 - Vehicle Sleep Mode

B6.7/L9 - Vehicle Sleep Mode Design 249

B6.7/L9 2-Way Radio

B6.7/L9 2-Way Radio Design 250

B6.7/L9 - DPF - Regen Switch Only

B6.7/L9 - DPF - Regen Switch Only Design 252

B6.7/L9 - DPF - With Bistable Inhibit Sw

B6.7/L9 - DPF - With Bistable Inhibit Sw Design 253

B6.7/L9 - DPF - With Monostable Inhibit Sw

B6.7/L9 - DPF - With Monostable Inhibit Sw Design 254

B6.7 - Selective Catalytic Reduction (SCR)

B6.7 - Selective Catalytic Reduction (SCR) Design 255

L9 - Selective Catalytic Reduction (SCR)

L9 - Selective Catalytic Reduction (SCR) Design 257

B6.7/L9 - Adjustable Engine Speed Control (PTO) 10-pin

B6.7/L9 - Adjustable Engine Speed Control (PTO) 10-pin Design 259

B6.7/L9 - Adjustable Engine Speed Control (PTO) 4-pin

B6.7/L9 - Adjustable Engine Speed Control (PTO) 4-pin Design 261

B6.7 - Auxiliary Air Solenoids (1 Normally Closed)

B6.7 - Auxiliary Air Solenoids (1 Normally Closed) Design 262

B6.7 - Auxillary Air Solenoids Normally Open

B6.7 - Auxillary Air Solenoids Normally Open Design 263

L9 - Auxiliary Air Solenoids (1 Normally Closed)

L9 - Auxiliary Air Solenoids (1 Normally Closed) Design 264

L9 - Auxiliary Air Solenoids (2 Normally Closed)

L9 - Auxiliary Air Solenoids (2 Normally Closed) Design 265

L9 - Auxiliary Air Solenoids (3 Normally Closed)

L9 - Auxiliary Air Solenoids (3 Normally Closed) Design 268

B6.7/L9 - Body Builder Aux Power (In Cab, BOC, or EOF)

B6.7/L9 - Body Builder Aux Power (In Cab, BOC, or EOF) Design 269

B6.7 - Body Builder Lighting - Separate Turn and Stop Lamps (Blunt Cut)

B6.7 - Body Builder Lighting - Separate Turn and Stop Lamps (Blunt Cut) Design 272

B6.7 - Body Builder Lighting - Separate Turn and Stop Lamps (Blunt Cut) Option2

B6.7 - Body Builder Lighting - Separate Turn and Stop Lamps (Blunt Cut) Option2 Design 273

L9 - Body Builder Lighting - Combined Turn and Stop Lamps (Automatic)

L9 - Body Builder Lighting - Combined Turn and Stop Lamps (Automatic) Design 274

L9 - Body Builder Lighting - Combined Turn and Stop Lamps (Manual) Option2

L9 - Body Builder Lighting - Combined Turn and Stop Lamps (Manual) Option2 Design 276

L9 - Body Builder Lighting - Separate Turn and Stop Lamps (Blunt Cut)

L9 - Body Builder Lighting - Separate Turn and Stop Lamps (Blunt Cut) Design 280

L9 - Body Builder Lighting - Separate Turn and Stop Lamps (Blunt Cut) Option2

L9 - Body Builder Lighting - Separate Turn and Stop Lamps (Blunt Cut) Option2 Design 281

B6.7 - I/O Expansion

B6.7 - I/O Expansion Design 282

L9 - I/O Expansion

L9 - I/O Expansion Design283

B6.7 - Power Lift Gate

B6.7 - Power Lift Gate Design284

L9 - Power Lift Gate

L9 - Power Lift Gate Design285

B6.7/L9 - DLB - Remote Power Modules (1 RPM n/ Switch Packs)

B6.7/L9 - DLB - Remote Power Modules (1 RPM n/ Switch Packs) Design286

B6.7/L9 - DLB - Remote Power Modules (1 RPM w/ Switch Packs) Option2

B6.7/L9 - DLB - Remote Power Modules (1 RPM w/ Switch Packs) Option2 Design.....289

B6.7/L9 - DLB - Remote Power Modules (1 RPM w/ Switch Packs) Option 1

B6.7/L9 - DLB - Remote Power Modules (1 RPM w/ Switch Packs) Option 1 Design.....291

B6.7/L9 - DLB - Remote Power Modules (2 RPM n/ Switch Pack)

B6.7/L9 - DLB - Remote Power Modules (2 RPM n/ Switch Pack) Design294

B6.7/L9 - DLB - Remote Power Modules (2 RPM w/ Switch Packs)

B6.7/L9 - DLB - Remote Power Modules (2 RPM w/ Switch Packs) Design298

B6.7/L9 - DLB - Remote Power Modules (3 RPM w/ Swtich Packs)

B6.7/L9 - DLB - Remote Power Modules (3 RPM w/ Swtich Packs) Design302

B6.7/L9 - DLB - Remote Power Module (3 RPM n/Switch Pack)

B6.7/L9 - DLB - Remote Power Module (3 RPM n/Switch Pack) Design303

B6.7 - Remote Start/Stop

B6.7 - Remote Start/Stop Design304

B6.7 - Remote Start/Stop w/ Emergency Pump

B6.7 - Remote Start/Stop w/ Emergency Pump Design305

L9 - Remote Start/Stop

L9 - Remote Start/Stop Design306

L9 - Remote Start/Stop w/ Emergency Pump

L9 - Remote Start/Stop w/ Emergency Pump Design307

B6.7 - Transmission Power Take Off (Auto Trans Single PTO w/21 Parameters)

B6.7 - Transmission Power Take Off (Auto Trans Single PTO w/21 Parameters) Design308

B6.7 - Transmission Power Take Off (Auto Trans with Lectradrive)

B6.7 - Transmission Power Take Off (Auto Trans with Lectradrive) Design309

B6.7 - Transmission Power Take Off (Lectrashift PTO with Manual Trans)

B6.7 - Transmission Power Take Off (Lectrashift PTO with Manual Trans) Design.....310

B6.7 - Transmission Power Take Off (Manual Trans Single PTO w/ 21 Parameters)

B6.7 - Transmission Power Take Off (Manual Trans Single PTO w/ 21 Parameters) Design.....311

B6.7 - Transmission Power Take Off (Single Input configurable pull up or pull down)

B6.7 - Transmission Power Take Off (Single Input configurable pull up or pull down) Design.....312

B6.7 - Transmission Power Take Off (Single PTO W/ RPM and Auto Trans)

B6.7 - Transmission Power Take Off (Single PTO W/ RPM and Auto Trans) Design.....313

B6.7 - Transmission Power Take Off (Single PTO W/ RPM and Manual Trans)

B6.7 - Transmission Power Take Off (Single PTO W/ RPM and Manual Trans) Design.....314

L9 - Transmission Power Take Off (Auto Trans Single PTO w/21 Parameters)

L9 - Transmission Power Take Off (Auto Trans Single PTO w/21 Parameters) Design.....315

L9 - Transmission Power Take Off (Auto Trans with Lectradrive)

L9 - Transmission Power Take Off (Auto Trans with Lectradrive) Design.....316

L9 - Transmission Power Take Off (Lectrashift PTO with Manual Trans)

L9 - Transmission Power Take Off (Lectrashift PTO with Manual Trans) Design.....317

L9 - Transmission Power Take Off (Manual Trans Single PTO w/ 21 Parameters)

L9 - Transmission Power Take Off (Manual Trans Single PTO w/ 21 Parameters) Design.....318

L9 - Transmission Power Take Off (Single Input configurable pull up or pull down)

L9 - Transmission Power Take Off (Single Input configurable pull up or pull down) Design.....319

L9 - Transmission Power Take Off (Single PTO W/ RPM and Auto Trans)

L9 - Transmission Power Take Off (Single PTO W/ RPM and Auto Trans) Design.....320

L9 - Transmission Power Take Off (Single PTO W/ RPM and Manual Trans)

L9 - Transmission Power Take Off (Single PTO W/ RPM and Manual Trans) Design.....321

B6.7 - Dual Brake Switch

B6.7 - Dual Brake Switch Design 322

L9 - Dual Brake Switch

L9 - Dual Brake Switch Design 323

B6.7 - RIGHTSIDE AIR DRYER

B6.7 - RIGHTSIDE AIR DRYER Design 324

L9 - RIGHTSIDE AIR DRYER

L9 - RIGHTSIDE AIR DRYER Design 332

B6.7 - Drain Valve Heater

B6.7 - Drain Valve Heater Design 339

L9 - Drain Valve Heater

L9 - Drain Valve Heater Design 345

B6.7 - Antilock Brake System (ABS) - Wabco 4 Channel Implementation

B6.7 - Antilock Brake System (ABS) - Wabco 4 Channel Implementation Design 349

B6.7 - Antilock Brake System (ABS)-BENDIX 4 Channel Implementation

B6.7 - Antilock Brake System (ABS)-BENDIX 4 Channel Implementation Design 350

L9 - Antilock Brake System (ABS) - BENDIX 4 Channel Implementation

L9 - Antilock Brake System (ABS) - BENDIX 4 Channel Implementation Design 351

L9 - Antilock Brake System (ABS) - Wabco 4 Channel Implementation

L9 - Antilock Brake System (ABS) - Wabco 4 Channel Implementation Design .352

B6.7 - Brakes (Hydraulic)

B6.7 - Brakes (Hydraulic) Design 354

L9 - Brakes (Hydraulic)

L9 - Brakes (Hydraulic) Design 355

B6.7/L9 - Park Brake Controls (Monitoring) W (Door Switch City Horn Hydraulic with Lever)

B6.7/L9 - Park Brake Controls (Monitoring) W (Door Switch City Horn Hydraulic with Lever) Design 356

B6.7/L9 - Park Brake Controls (Monitoring) W (Door Switch City Horn)

B6.7/L9 - Park Brake Controls (Monitoring) W (Door Switch City Horn) Design .357

B6.7/L9 - Park Brake Controls (Monitoring) W (Hydraulic with Lever)

B6.7/L9 - Park Brake Controls (Monitoring) W (Hydraulic with Lever) Design . . 358

B6.7/L9 - Park Brake Controls (Monitoring) (Door Switch City Horn Hydraulic with Lever)

B6.7/L9 - Park Brake Controls (Monitoring) (Door Switch City Horn Hydraulic with Lever) Design..... 359

B6.7/L9 - Park Brake Controls (Monitoring) (Door Switch City Horn)

B6.7/L9 - Park Brake Controls (Monitoring) (Door Switch City Horn) Design... 360

B6.7/L9 - Park Brake Controls (Monitoring) (Hydraulic with Lever)

B6.7/L9 - Park Brake Controls (Monitoring) (Hydraulic with Lever) Design... 361

B6.7/L9 - Park Brake Control (Monitoring) (GEN IV BCM)

B6.7/L9 - Park Brake Control (Monitoring) (GEN IV BCM) Design..... 362

B6.7/L9 - Park Brake Control (Monitoring) (W/Vehicle Speed)

B6.7/L9 - Park Brake Control (Monitoring) (W/Vehicle Speed) Design..... 363

B6.7 - Stability Control (Bendix Straight Truck J1939 Driven Lamp)

B6.7 - Stability Control (Bendix Straight Truck J1939 Driven Lamp) Design... 364

L9 - Bendix; Tractor or Towing Truck; N/ Air SUSP; J1939 Driven Lamp

L9 - Bendix; Tractor or Towing Truck; N/ Air SUSP; J1939 Driven Lamp Design..... 365

L9 - Bendix; Tractor or Towing Truck; W/ Air SUSP; J1939 Driven Lamp

L9 - Bendix; Tractor or Towing Truck; W/ Air SUSP; J1939 Driven Lamp Design..... 366

L9 - Stability Control (Bendix Straight Truck J1939 Driven Lamp)

L9 - Stability Control (Bendix Straight Truck J1939 Driven Lamp) Design..... 367

B6.7 - Traction Control Bendix

B6.7 - Traction Control Bendix Design..... 368

L9 - Traction Control Bendix

L9 - Traction Control Bendix Design..... 370

B6.7 - Adaptive Cruise Control w/o Display (Bendix)

B6.7 - Adaptive Cruise Control w/o Display (Bendix) Design..... 371

L9 - Adaptive Cruise Control w/o Display (Bendix)

L9 - Adaptive Cruise Control w/o Display (Bendix) Design..... 372

L9/B6.7 - Adaptive Cruise Control (Bendix - Fusion 2.0 & W/ Safety Direct & Reg Speakers) option 1

L9/B6.7 - Adaptive Cruise Control (Bendix - Fusion 2.0 & W/ Safety Direct & Reg Speakers) option 1 Design..... 373

L9/B6.7 - Adaptive Cruise Control (Bendix - Fusion 2.0 & W/ Safety Direct & Reg Speakers) option 2

L9/B6.7 - Adaptive Cruise Control (Bendix - Fusion 2.0 & W/ Safety Direct & Reg Speakers) option 2 Design 374

L9 - Collision Avoidance System (Warning)

L9 - Collision Avoidance System (Warning) Design 375

B6.7 - Lane Departure Warning - (Bendix Fusion N/ Safety Direct)

B6.7 - Lane Departure Warning - (Bendix Fusion N/ Safety Direct) Design 376

L9 - Lane Departure Warning - (Bendix Fusion N/ Safety Direct)

L9 - Lane Departure Warning - (Bendix Fusion N/ Safety Direct) Design 378

B6.7 - Coolant Level Monitoring (No CLA Module)

B6.7 - Coolant Level Monitoring (No CLA Module) Design 380

L9 - Coolant Level Monitoring (No CLA Module)

L9 - Coolant Level Monitoring (No CLA Module) Design 381

B6.7 - Cooling Fan Control Two-Speed

B6.7 - Cooling Fan Control Two-Speed Design 382

L9 - Cooling Fan Control Two-Speed

L9 - Cooling Fan Control Two-Speed Design 383

B6.7/L9 - Engine Block Heater

B6.7/L9 - Engine Block Heater Design 384

B6.7/L9 - Engine Fuel and Block Heaters (Purchased Assembly)

B6.7/L9 - Engine Fuel and Block Heaters (Purchased Assembly) Design 385

B6.7/L9 - Engine Oil and Block Heaters (Purchased Assembly)

B6.7/L9 - Engine Oil and Block Heaters (Purchased Assembly) Design 386

B6.7/L9 - Engine Oil Fuel and Block Heaters

B6.7/L9 - Engine Oil Fuel and Block Heaters Design 387

B6.7/L9 - Engine Brake Mux Switch

B6.7/L9 - Engine Brake Mux Switch Design 388

B6.7/L9 - Engine Brake W/ Stalk Shifter

B6.7/L9 - Engine Brake W/ Stalk Shifter Design 389

B6.7/L9 - Exhaust Brake (Cummins)

B6.7/L9 - Exhaust Brake (Cummins) Design 390

B6.7 - Starting Aid (Grid Heater)

B6.7 - Starting Aid (Grid Heater) Design 391

L9 - Starting Aid (Grid Heater)

L9 - Starting Aid (Grid Heater) Design 392

B6.7 - Vehicle Acceleration (w/ Two PWR Two GND & Two STS)

B6.7 - Vehicle Acceleration (w/ Two PWR Two GND & Two STS) Design 393

L9 - Vehicle Acceleration (w/ Two PWR Two GND & Two STS)

L9 - Vehicle Acceleration (w/ Two PWR Two GND & Two STS) Design394

B6.7/L9 - Alternate Flashing (Wig Wag) - Park Brake disables High Beams

B6.7/L9 - Alternate Flashing (Wig Wag) - Park Brake disables High Beams Design395

B6.7/L9 - Alternate Flashing (Wig Wag) - Park Brake disables Wig Wag

B6.7/L9 - Alternate Flashing (Wig Wag) - Park Brake disables Wig Wag Design396

B6.7/L9 - Automatic Lighting

B6.7/L9 - Automatic Lighting Design397

B6.7/L9 - Automatic Lighting - Dual Sensor Twilight/Solar

B6.7/L9 - Automatic Lighting - Dual Sensor Twilight/Solar Design399

B6.7 - Backup Light (Dual Daisy Reverse LT) Allison/ZF Trans 1K/2K

B6.7 - Backup Light (Dual Daisy Reverse LT) Allison/ZF Trans 1K/2K Design . 401

B6.7 - Backup Light (Dual Reverse Light) Allison/ZF Trans 1K/2K

B6.7 - Backup Light (Dual Reverse Light) Allison/ZF Trans 1K/2K Design403

B6.7 - Backup Light (Dual Daisy Reverse LT) Allison/ZF Trans 3K/4K

B6.7 - Backup Light (Dual Daisy Reverse LT) Allison/ZF Trans 3K/4K Design . 405

B6.7 - Backup Light (Dual Reverse Light) Allison/ZF Trans 3K/4K

B6.7 - Backup Light (Dual Reverse Light) Allison/ZF Trans 3K/4K Design407

B6.7 - Backup Lights (Dual Daisy Reverse) Eaton/Manual Trans

B6.7 - Backup Lights (Dual Daisy Reverse) Eaton/Manual Trans Design409

B6.7 - Backup Lights (Dual Reverse Light) Eaton/Manual Trans

B6.7 - Backup Lights (Dual Reverse Light) Eaton/Manual Trans Design410

B6.7 - Backup Lights (Reverse Lights) - Dual Lights with Procision

B6.7 - Backup Lights (Reverse Lights) - Dual Lights with Procision Design411

B6.7 - Backup Lights (Reverse Lights) - Procision Daisy Chain

B6.7 - Backup Lights (Reverse Lights) - Procision Daisy Chain Design412

B6.7 - Backup Light Single Reverse Light Allison 1K/2K

B6.7 - Backup Light Single Reverse Light Allison 1K/2K Design413

**B6.7 - Backup Light (Single Reverse Light) Allison
1K/2K**

B6.7 - Backup Light (Single Reverse Light) Allison 1K/2K Design 415

**B6.7 - Backup Light(Single Reverse Light) Allison
1K/2K**

B6.7 - Backup Light(Single Reverse Light) Allison 1K/2K Design 417

**B6.7 - Backup Light Single Reverse Light Allison
3K/4K**

B6.7 - Backup Light Single Reverse Light Allison 3K/4K Design 419

**B6.7 - Backup Light (Single Reverse Light) Allison
3K/4K**

B6.7 - Backup Light (Single Reverse Light) Allison 3K/4K Design 421

**B6.7 - Backup Light(Single Reverse Light) Allison
3K/4K**

B6.7 - Backup Light(Single Reverse Light) Allison 3K/4K Design 423

**B6.7 - Backup Lights (Single Reverse Lights)
Eaton/Manual Trans**

B6.7 - Backup Lights (Single Reverse Lights) Eaton/Manual Trans Design 425

**B6.7 - Backup Lights (Reverse Lights) - Procision with
Tailboard Lights**

B6.7 - Backup Lights (Reverse Lights) - Procision with Tailboard Lights
Design 426

**L9 - Backup Light (Dual Daisy Reverse) Allison/ZF
Trans 3K/4K**

L9 - Backup Light (Dual Daisy Reverse) Allison/ZF Trans 3K/4K Design 427

**L9 - Backup Light (Dual Reverse Light) Allison/ZF
Trans 3K/4K**

L9 - Backup Light (Dual Reverse Light) Allison/ZF Trans 3K/4K Design 429

**L9 - Backup Lights (Dual Daisy Reverse)
Eaton/Manual Trans**

L9 - Backup Lights (Dual Daisy Reverse) Eaton/Manual Trans Design 431

**L9 - Backup Lights (Dual Reverse Light) Eaton/Manual
Trans**

L9 - Backup Lights (Dual Reverse Light) Eaton/Manual Trans Design 433

**L9 - Backup Light (Single Reverse Light) Allison
3K/4K**

L9 - Backup Light (Single Reverse Light) Allison 3K/4K Design 435

**L9 - Backup Light (Single Reverse Light) - Allison
3K/4K**

L9 - Backup Light (Single Reverse Light) - Allison 3K/4K Design 437

**L9 - Backup Light - (Single Reverse Light) Allison
3K/4K**

L9 - Backup Light - (Single Reverse Light) Allison 3K/4K Design 439

**L9 - Backup Lights (Single Reverse Lights)
Eaton/Manual Trans**

L9 - Backup Lights (Single Reverse Lights) Eaton/Manual Trans Design 441

B6.7 - Rear Lights Stop (Daisy Chain)

B6.7 - Rear Lights Stop (Daisy Chain) Design 443

B6.7 - Rear Lights Stop - Dual Assembly

B6.7 - Rear Lights Stop - Dual Assembly Design 444

B6.7 - Rear Lights Stop - Single Assembly

B6.7 - Rear Lights Stop - Single Assembly Design 445

L9 - Rear Lights Stop (Daisy Chain)

L9 - Rear Lights Stop (Daisy Chain) Design 446

L9 - Rear Lights Stop - Dual Assembly

L9 - Rear Lights Stop - Dual Assembly Design 447

L9 - Rear Lights Stop - Single Assembly

L9 - Rear Lights Stop - Single Assembly Design 448

B6.7/L9 - Clearance and Identification Lights

B6.7/L9 - Clearance and Identification Lights Design 449

**B6.7/L9 - Daytime Running Lights (Output to Plow
Lights)**

B6.7/L9 - Daytime Running Lights (Output to Plow Lights) Design 450

**B6.7 - Directional Signal (Turn) W/ DAISY CHAIN BOX
LAMPS**

B6.7 - Directional Signal (Turn) W/ DAISY CHAIN BOX LAMPS Design 451

**B6.7 - Directional Signal (Turn) W/ Daisy Chain Box
Lamps W/Plow Lights**

B6.7 - Directional Signal (Turn) W/ Daisy Chain Box Lamps W/Plow Lights
Design 452

B6.7 - Directional Signal (Turn) W/ LED BOX LAMPS

B6.7 - Directional Signal (Turn) W/ LED BOX LAMPS Design 453

**B6.7 - Directional Signal (Turn) W/ LED BOX LAMPS
W/Plow Lights**

B6.7 - Directional Signal (Turn) W/ LED BOX LAMPS W/Plow Lights Design . . 454

**B6.7 - Directional Signal (Turn) W/ Single Tail Board
W/Hazard SW**

B6.7 - Directional Signal (Turn) W/ Single Tail Board W/Hazard SW Design . . 455

**B6.7 - Directional Signal (Turn) W/ Single Tail Board
W/Plow Lights**

B6.7 - Directional Signal (Turn) W/ Single Tail Board W/Plow Lights Design . . 456

**L9 - Directional Signal (Turn) W/ DAISY CHAIN BOX
LAMPS**

L9 - Directional Signal (Turn) W/ DAISY CHAIN BOX LAMPS Design 457

L9 - Directional Signal (Turn) W/ Daisy Chain Box Lamps W/Plow Lights
 L9 - Directional Signal (Turn) W/ Daisy Chain Box Lamps W/Plow Lights Design..... 458

L9 - Directional Signal (Turn) W/ LED BOX LAMPS
 L9 - Directional Signal (Turn) W/ LED BOX LAMPS Design..... 459

L9 - Directional Signal (Turn) W/ LED BOX LAMPS W/Plow Lights
 L9 - Directional Signal (Turn) W/ LED BOX LAMPS W/Plow Lights Design..... 460

L9 - Directional Signal (Turn) W/ Single Tail Board W/Hazard SW
 L9 - Directional Signal (Turn) W/ Single Tail Board W/Hazard SW Design..... 461

L9 - Directional Signal (Turn) W/ Single Tail Board W/Plow Lights
 L9 - Directional Signal (Turn) W/ Single Tail Board W/Plow Lights Design..... 462

B6.7/L9 - Exterior Lamp Reminder
 B6.7/L9 - Exterior Lamp Reminder Design..... 463

B6.7 - Exterior Lamp Check
 B6.7 - Exterior Lamp Check Design..... 464

L9 - Exterior Lamp Check
 L9 - Exterior Lamp Check Design..... 465

B6.7 - Fog Lights (Halogen White TOP MTG)
 B6.7 - Fog Lights (Halogen White TOP MTG) Design..... 466

L9 - Fog Lights (Halogen White TOP MTG)
 L9 - Fog Lights (Halogen White TOP MTG) Design..... 467

B6.7 - Fog Lights (LED White TOP MTG)
 B6.7 - Fog Lights (LED White TOP MTG) Design..... 468

L9 - Fog Lights (LED White TOP MTG)
 L9 - Fog Lights (LED White TOP MTG) Design..... 469

B6.7 - Front Fog Lamps
 B6.7 - Front Fog Lamps Design..... 470

L9 - Front Fog Lamps
 L9 - Front Fog Lamps Design..... 471

B6.7 - Front Fog Lights W CONNECTOR
 B6.7 - Front Fog Lights W CONNECTOR Design..... 472

L9 - Front Fog Lights W CONNECTOR
 L9 - Front Fog Lights W CONNECTOR Design..... 473

B6.7 - Front Marker Lights N/ PLow Lights
 B6.7 - Front Marker Lights N/ PLow Lights Design..... 474

B6.7 - Front Marker Lights W/ Plow Lights
 B6.7 - Front Marker Lights W/ Plow Lights Design..... 475

L9 - Front Marker Lights N/ PLow Lights

L9 - Front Marker Lights N/ PLow Lights Design 476

L9 - Front Marker Lights W/ Plow Lights

L9 - Front Marker Lights W/ Plow Lights Design 477

B6.7/L9 - Hazard Warning Light N/Trlr Socket

B6.7/L9 - Hazard Warning Light N/Trlr Socket Design 478

B6.7 - Headlights W 10PIN CLK W/LOWW W/Interrupt

B6.7 - Headlights W 10PIN CLK W/LOWW W/Interrupt Design 480

B6.7 - Headlights W 10PIN CLK W/LOWW W/O

Interrupt

B6.7 - Headlights W 10PIN CLK W/LOWW W/O Interrupt Design 482

B6.7 - Headlights W/O Lights ON With Wipers (LOWW)

W/O Headlights Interrupt

B6.7 - Headlights W/O Lights ON With Wipers (LOWW) W/O Headlights Interrupt Design 484

B6.7 - Headlights W/O Lights ON with wipers (LOWW)

W/ Headlights Interrupt

B6.7 - Headlights W/O Lights ON with wipers (LOWW) W/ Headlights Interrupt Design 486

B6.7 - Headlights W/PlowLights, W/LOWW, W/

Interrupt

B6.7 - Headlights W/PlowLights, W/LOWW, W/ Interrupt Design 488

B6.7 - Headlights W/PlowLights, W/O LOWW, W/

Interrupt

B6.7 - Headlights W/PlowLights, W/O LOWW, W/ Interrupt Design 490

B6.7 - Headlight W/Plowlights, W/LOWW, W/O

Interrupt

B6.7 - Headlight W/Plowlights, W/LOWW, W/O Interrupt Design 492

B6.7 - Headlight W/Plowlights, W/O LOWW, W/O

Interrupt

B6.7 - Headlight W/Plowlights, W/O LOWW, W/O Interrupt Design 494

L9 - Headlights W 10PIN CLK W/LOWW W/Interrupt

L9 - Headlights W 10PIN CLK W/LOWW W/Interrupt Design 496

L9 - Headlights W 10PIN CLK W/LOWW W/O Interrupt

L9 - Headlights W 10PIN CLK W/LOWW W/O Interrupt Design 498

L9 - Headlights W/O Lights ON With Wipers (LOWW)

W/O Headlights Interrupt

L9 - Headlights W/O Lights ON With Wipers (LOWW) W/O Headlights Interrupt Design 500

L9 - Headlights W/O Lights ON with wipers (LOWW)

W/ Headlights Interrupt

L9 - Headlights W/O Lights ON with wipers (LOWW) W/ Headlights Interrupt Design 502

L9 - Headlights W/PlowLights W/Headlight Interrupt - 10PIN CLK W/LOWW W/Interrupt

L9 - Headlights W/PlowLights W/Headlight Interrupt -10PIN CLK W/LOWW W/Interrupt Design504

L9 - Headlights W/Plowlights W/O Lights ON With Wipers (LOWW) W/O Headlights Interrupt

L9 - Headlights W/Plowlights W/O Lights ON With Wipers (LOWW) W/O Headlights Interrupt Design506

L9 - Headlights W/PlowLights W/O Lights ON with wipers (LOWW) W/ Headlights Interrupt

L9 - Headlights W/PlowLights W/O Lights ON with wipers (LOWW) W/ Headlights Interrupt Design508

L9 - Headlight W/Plowlights W/LOWW W/O Headlight Interrupt -10 PIN CLK

L9 - Headlight W/Plowlights W/LOWW W/O Headlight Interrupt -10 PIN CLK Design510

B6.7 - License Plate Light (Tail Light Single Assy.) W/Less Power Module

B6.7 - License Plate Light (Tail Light Single Assy.) W/Less Power Module Design512

L9 - License Plate Light (LED BOX LAMP Daisy Chain Tail Light)

L9 - License Plate Light (LED BOX LAMP Daisy Chain Tail Light) Design513

L9 - License Plate Light (LED BOX LAMP Tail Light)

L9 - License Plate Light (LED BOX LAMP Tail Light) Design514

L9 - License Plate Light (Tail Light Single Assy)

L9 - License Plate Light (Tail Light Single Assy) Design515

L9 - License Plate Light (Tail Light Single Assy)

Option2

L9 - License Plate Light (Tail Light Single Assy) Option2 Design516

L9 - License Plate Light (Tail Light Single Assy)

Option3

L9 - License Plate Light (Tail Light Single Assy) Option3 Design517

L9 - License Plate Light (Tail Light Single Assy)

W/Less Power Module

L9 - License Plate Light (Tail Light Single Assy) W/Less Power Module Design518

B6.7 - PARK LIGHTS - N/Marker Interrupt

B6.7 - PARK LIGHTS - N/Marker Interrupt Design519

B6.7 - PARK LIGHTS - W/Marker Interrupt 10pin

CLKSPRING

B6.7 - PARK LIGHTS - W/Marker Interrupt 10pin CLKSPRING Design521

B6.7 - PARK LIGHTS - W/Marker Interrupt 4 pin

clockspring

B6.7 - PARK LIGHTS - W/Marker Interrupt 4 pin clockspring Design523

L9 - PARK LIGHTS - N/Marker Interrupt

L9 - PARK LIGHTS - N/Marker Interrupt Design 525

L9 - PARK LIGHTS - W/Marker Interrupt 10pin CLCKSPRING

L9 - PARK LIGHTS - W/Marker Interrupt 10pin CLCKSPRING Design 527

L9 - PARK LIGHTS - W/Marker Interrupt 4 pin clockspring

L9 - PARK LIGHTS - W/Marker Interrupt 4 pin clockspring Design 529

B6.7/L9 - Snow Plow Lights Switch

B6.7/L9 - Snow Plow Lights Switch Design 531

B6.7 - Rear Light Tail Light

B6.7 - Rear Light Tail Light Design 532

B6.7 - Rear Light (LED BOX LAMP Tail Light)

B6.7 - Rear Light (LED BOX LAMP Tail Light) Design 533

B6.7 - Rear Light (Tail Light)

B6.7 - Rear Light (Tail Light) Design 534

B6.7 - Rear Light (Tail Light) W Daisy Chain pair of Box Lamps

B6.7 - Rear Light (Tail Light) W Daisy Chain pair of Box Lamps Design 535

L9 - Rear Light (LED BOX LAMP Tail Light)

L9 - Rear Light (LED BOX LAMP Tail Light) Design 536

L9 - Rear Light (Tail Light)

L9 - Rear Light (Tail Light) Design 537

L9 - Rear Light (Tail Light) W/Daisy Chain pair of Box Lamps

L9 - Rear Light (Tail Light) W/Daisy Chain pair of Box Lamps Design 538

B6.7 - Work Lights LED With Switch Pack - Day Cab

B6.7 - Work Lights LED With Switch Pack - Day Cab Design 539

B6.7 - WORK LIGHT With BackUP Alarm - 1 BULB

B6.7 - WORK LIGHT With BackUP Alarm - 1 BULB Design 541

B6.7 - WORK LIGHT With BackUP 1 BULB - Manual Trans

B6.7 - WORK LIGHT With BackUP 1 BULB - Manual Trans Design 543

B6.7 - WORK LIGHT With RKE - 1 BULB

B6.7 - WORK LIGHT With RKE - 1 BULB Design 545

B6.7 - WORK LIGHT - 1 BULB

B6.7 - WORK LIGHT - 1 BULB Design 547

L9 - Work Lights LED With Switch Pack - Day Cab

L9 - Work Lights LED With Switch Pack - Day Cab Design 549

L9 - WORK LIGHT With BackUP Alarm - 1 BULB

L9 - WORK LIGHT With BackUP Alarm - 1 BULB Design 551

L9 - WORK LIGHT With BackUP - 1 BULB - Manual Trans
 L9 - WORK LIGHT With BackUP - 1 BULB - Manual Trans Design 553

L9 - WORK LIGHT With RKE 1 BULB
 L9 - WORK LIGHT With RKE 1 BULB Design 557

L9 - WORK LIGHT - 1 BULB
 L9 - WORK LIGHT - 1 BULB Design 559

B6.7/L9 - Fifth Wheel Slide
 B6.7/L9 - Fifth Wheel Slide Design 561

B6.7/L9 - Jaw Unlock Control
 B6.7/L9 - Jaw Unlock Control Design 562

B6.7/L9 - Jaw Unlock Control W/ SOLENOIDS W/SWITCH PACKS
 B6.7/L9 - Jaw Unlock Control W/ SOLENOIDS W/SWITCH PACKS Design . . . 563

B6.7 - Fuel Heater (Vehicle Powered)(Davco)
 B6.7 - Fuel Heater (Vehicle Powered)(Davco) Design 564

B6.7 - Fuel Heater (Vehicle Powered)(Racor)
 B6.7 - Fuel Heater (Vehicle Powered)(Racor) Design 571

L9 - Fuel Heater (Vehicle Powered)(Davco)
 L9 - Fuel Heater (Vehicle Powered)(Davco) Design 576

L9 - Fuel Heater (Vehicle Powered)(Racor)
 L9 - Fuel Heater (Vehicle Powered)(Racor) Design 583

B6.7 - 26" Fuel Tank
 B6.7 - 26" Fuel Tank Design 587

B6.7 - 26" Fuel Tank - Secondary
 B6.7 - 26" Fuel Tank - Secondary Design 588

L9 - 26" Fuel Tank
 L9 - 26" Fuel Tank Design 590

L9 - 26" Fuel Tank - Secondary
 L9 - 26" Fuel Tank - Secondary Design 591

B6.7 - Water In Fuel (WIF) Davco W/ Heater
 B6.7 - Water In Fuel (WIF) Davco W/ Heater Design 593

B6.7 - Water In Fuel (WIF) Racor N/ Heater
 B6.7 - Water In Fuel (WIF) Racor N/ Heater Design 597

B6.7 - Water In Fuel (WIF) Racor W/ Heater
 B6.7 - Water In Fuel (WIF) Racor W/ Heater Design 602

L9 - Water In Fuel (WIF) Davco W/ Heater
 L9 - Water In Fuel (WIF) Davco W/ Heater Design 607

L9 - Water In Fuel (WIF) Davco W/ Heater Option2
 L9 - Water In Fuel (WIF) Davco W/ Heater Option2 Design 611

L9 - Water In Fuel (WIF) Racor N/ Heater

L9 - Water In Fuel (WIF) Racor N/ Heater Design 612

B6.7 - Heating Ventilation & Air Conditioning (HVAC)

Auto Temp Control

B6.7 - Heating Ventilation & Air Conditioning (HVAC) Auto Temp Control Design 616

L9 - Heating Ventilation & Air Conditioning (HVAC)

Auto Temp Control

L9 - Heating Ventilation & Air Conditioning (HVAC) Auto Temp Control Design 619

B6.7 - Heating Ventilation & Air Conditioning (HVAC)

Manual

B6.7 - Heating Ventilation & Air Conditioning (HVAC) Manual Design 622

B6.7/L9 - HVAC Assembly Actuators

B6.7/L9 - HVAC Assembly Actuators Design 623

L9 - Heating Ventilation & Air Conditioning (HVAC)

Manual

L9 - Heating Ventilation & Air Conditioning (HVAC) Manual Design 624

B6.7 - Ambient Air Temperature

B6.7 - Ambient Air Temperature Design 625

B6.7 - Ambient Temperature Monitoring

B6.7 - Ambient Temperature Monitoring Design 626

L9 - Ambient Air Temperature

L9 - Ambient Air Temperature Design 627

B6.7/L9 - Auxiliary Gauges (Secondary)

B6.7/L9 - Auxiliary Gauges (Secondary) Design 628

B6.7/L9 - Auxiliary Gauges (Primary)

B6.7/L9 - Auxiliary Gauges (Primary) Design 629

B6.7/L9 - Auxiliary Gauge

B6.7/L9 - Auxiliary Gauge Design 630

B6.7 - Brake Pressure (Auxiliary Gauge)

B6.7 - Brake Pressure (Auxiliary Gauge) Design 631

B6.7 - Brake Pressure (Virtual Gauge)

B6.7 - Brake Pressure (Virtual Gauge) Design 632

L9 - Brake Pressure (Auxiliary Gauge)

L9 - Brake Pressure (Auxiliary Gauge) Design 633

L9 - Brake Pressure (Virtual Gauge)

L9 - Brake Pressure (Virtual Gauge) Design 634

B6.7/L9 - Compressed Air Supply

B6.7/L9 - Compressed Air Supply Design 635

B6.7/L9 - Compressed Air Supply (Aux Gauge)

B6.7/L9 - Compressed Air Supply (Aux Gauge) Design 636

B6.7 - Current Monitoring (Ammeter)

B6.7 - Current Monitoring (Ammeter) Design 637

B6.7/L9 - Coolant Temperature Monitoring

B6.7/L9 - Coolant Temperature Monitoring Design 639

B6.7/L9 - Engine Usage Monitoring (Base) NA

B6.7/L9 - Engine Usage Monitoring (Base) NA Design 640

B6.7/L9 - Engine Usage Monitoring (VID Option)

B6.7/L9 - Engine Usage Monitoring (VID Option) Design 641

B6.7/L9 - Engine Oil Level Monitoring

B6.7/L9 - Engine Oil Level Monitoring Design 642

B6.7/L9 - Engine Oil Pressure

B6.7/L9 - Engine Oil Pressure Design 643

B6.7/L9 - Engine Oil Temperature NA MUX

B6.7/L9 - Engine Oil Temperature NA MUX Design 644

B6.7/L9 - Engine Oil Temperature NA MUX AUX Gauge

B6.7/L9 - Engine Oil Temperature NA MUX AUX Gauge Design 645

B6.7/L9 - Engine Speed (Tachometer)

B6.7/L9 - Engine Speed (Tachometer) Design 646

B6.7/L9 - Economy Monitor

B6.7/L9 - Economy Monitor Design 647

B6.7/L9 - Intake Manifold Pressure (IMP) (Cummins 2350A and MX-1 NA) AUX gauge

B6.7/L9 - Intake Manifold Pressure (IMP) (Cummins 2350A and MX-1 NA) AUX gauge Design 648

B6.7/L9 - Intake Manifold Pressure (IMP) (Cummins 2350A NA)

B6.7/L9 - Intake Manifold Pressure (IMP) (Cummins 2350A NA) Design 649

B6.7/L9 - Odometer (via BCM/EGC)-Horizon

B6.7/L9 - Odometer (via BCM/EGC)-Horizon Design 650

B6.7/L9 - Trip Odometer (w/ECM & TCM)

B6.7/L9 - Trip Odometer (w/ECM & TCM) Design 651

B6.7/L9 - Trip Odometer (w/ECM)

B6.7/L9 - Trip Odometer (w/ECM) Design 652

B6.7/L9 - Trip Odometer (w/VID)

B6.7/L9 - Trip Odometer (w/VID) Design 653

B6.7/L9 - PTO (Fuel and Hours)

B6.7/L9 - PTO (Fuel and Hours) Design 654

B6.7/L9 - Transmission Oil Temperature Automatic Trans Option2

B6.7/L9 - Transmission Oil Temperature Automatic Trans Option2 Design 655

B6.7/L9 - Transmission Oil Temperature-Automatic Trans w/Aux Gauge

B6.7/L9 - Transmission Oil Temperature-Automatic Trans w/Aux Gauge Design 656

L9 - Transmission Oil Temperature - Manual Trans

L9 - Transmission Oil Temperature - Manual Trans Design 657

L9 - Transmission Oil Temperature - Manual Trans w/Aux Gauge

L9 - Transmission Oil Temperature - Manual Trans w/Aux Gauge Design 658

B6.7/L9 - Vehicle Speedometer System (Automatic XMSN) NA

B6.7/L9 - Vehicle Speedometer System (Automatic XMSN) NA Design 659

B6.7 - Vehicle Speedometer System (Manual XMSN) NA

B6.7 - Vehicle Speedometer System (Manual XMSN) NA Design 660

L9 - Vehicle Speedometer System (Manual XMSN) NA

L9 - Vehicle Speedometer System (Manual XMSN) NA Design 661

B6.7/L9 - Vehicle Speed Limit Override

B6.7/L9 - Vehicle Speed Limit Override Design 662

B6.7/L9 - Voltage Monitoring Voltmeter

B6.7/L9 - Voltage Monitoring Voltmeter Design 663

B6.7/L9 - Voltage Monitoring (Voltmeter) (with Aux gauge)

B6.7/L9 - Voltage Monitoring (Voltmeter) (with Aux gauge) Design 664

B6.7/L9 - Engine Warning MUX

B6.7/L9 - Engine Warning MUX Design 665

B6.7/L9 - High Exhaust System Temperature (HEST) Monitoring

B6.7/L9 - High Exhaust System Temperature (HEST) Monitoring Design 666

B6.7/L9 - Up Shift Indicator

B6.7/L9 - Up Shift Indicator Design 667

B6.7 - Range Inhibit (sixth gear inhibit switch)

B6.7 - Range Inhibit (sixth gear inhibit switch) Design 668

B6.7/L9 - Trans Range Inhibit (J1939 Comm)

B6.7/L9 - Trans Range Inhibit (J1939 Comm) Design 670

B6.7/L9 - Vehicle Information Display Premium w/ Wi-Fi VID

B6.7/L9 - Vehicle Information Display Premium w/ Wi-Fi VID Design 671

B6.7/L9 - Vehicle Information Display W/O BT

B6.7/L9 - Vehicle Information Display W/O BT Design 672

B6.7/L9 - Vehicle Information Display (W/ BT)

B6.7/L9 - Vehicle Information Display (W/ BT) Design 673

B6.7/L9 - Cab Dome Light W/Classic Trim
 B6.7/L9 - Cab Dome Light W/Classic Trim Design674

B6.7/L9 - Cab Dome Light W/ Combo in Diamond Trim
 B6.7/L9 - Cab Dome Light W/ Combo in Diamond Trim Design675

B6.7/L9 - Courtesy Light Crew Cab
 B6.7/L9 - Courtesy Light Crew Cab Design676

B6.7/L9 - Courtesy Light Day Cab
 B6.7/L9 - Courtesy Light Day Cab Design677

B6.7/L9 - Interior Task Lights (Map) - Dome Combo
 B6.7/L9 - Interior Task Lights (Map) - Dome Combo Design678

B6.7/L9 - Panel Backlighting (Cabin Dimmer)
 B6.7/L9 - Panel Backlighting (Cabin Dimmer) Design679

B6.7 - Axle Loading (Weight) Rear
 B6.7 - Axle Loading (Weight) Rear Design680

L9 - Axle Loading (Weight) Rear
 L9 - Axle Loading (Weight) Rear Design682

**B6.7 - Driver Controlled Locking Differential - RR Axle
 (Dana w/ one sw)**
 B6.7 - Driver Controlled Locking Differential - RR Axle (Dana w/ one sw)
 Design684

**B6.7 - Driver Controlled Locking Differential - RR Axle
 (Dana w/ one sw)**
 B6.7 - Driver Controlled Locking Differential - RR Axle (Dana w/ one sw)
 Design685

**B6.7 - Driver Controlled Locking Differential - RR Axle
 (Meritor w/ one sw)**
 B6.7 - Driver Controlled Locking Differential - RR Axle (Meritor w/ one sw)
 Design686

**L9 - Driver Controlled Locking Differential - FR and
 RR Axles (Meritor w/ two sw)**
 L9 - Driver Controlled Locking Differential - FR and RR Axles (Meritor w/ two sw)
 Design687

**L9 - Driver Controlled Locking Differential - FR & RR
 Axle (Dana w/ one switch)**
 L9 - Driver Controlled Locking Differential - FR & RR Axle (Dana w/ one switch)
 Design688

**L9 - Driver Controlled Locking Differential - FR & RR
 Axle (Meritor w/ one sw)**
 L9 - Driver Controlled Locking Differential - FR & RR Axle (Meritor w/ one sw)
 Design689

**L9 - Driver Controlled Locking Differential - RR Axle
 (Dana w/ one sw)**
 L9 - Driver Controlled Locking Differential - RR Axle (Dana w/ one sw) Design.690

**L9 - Driver Controlled Locking Differential - RR Axle
(Meritor w/ one sw)**

L9 - Driver Controlled Locking Differential - RR Axle (Meritor w/ one sw)
Design..... 691

B6.7/L9 - Height Control

B6.7/L9 - Height Control Design..... 692

B6.7/L9 - Power Divider Lock Control and Monitoring

B6.7/L9 - Power Divider Lock Control and Monitoring Design..... 693

B6.7/L9 - Rear Axle Load Distribution

B6.7/L9 - Rear Axle Load Distribution Design..... 694

**L9 - Axle Temperature Monitoring (Single Rear Aux
Gauge)**

L9 - Axle Temperature Monitoring (Single Rear Aux Gauge) Design..... 695

**L9 - Axle Temperature Monitoring (Single Rear Virtual
Gauge)**

L9 - Axle Temperature Monitoring (Single Rear Virtual Gauge) Design..... 696

**L9 - Axle Temperature Monitoring (Tandem Rear Aux
Gauge)**

L9 - Axle Temperature Monitoring (Tandem Rear Aux Gauge) Design..... 697

**L9 - Axle Temperature Monitoring (Tandem Rear
Virtual Gauge)**

L9 - Axle Temperature Monitoring (Tandem Rear Virtual Gauge) Design..... 698

**B6.7 - Rear Suspension Pressure Monitoring
(Auxiliary Gauge)**

B6.7 - Rear Suspension Pressure Monitoring (Auxiliary Gauge) Design..... 699

**B6.7 - Rear Suspension Pressure Monitoring (Virtual
Gauge)**

B6.7 - Rear Suspension Pressure Monitoring (Virtual Gauge) Design..... 701

**L9 - Rear Suspension Pressure Monitoring (Auxiliary
Gauge)**

L9 - Rear Suspension Pressure Monitoring (Auxiliary Gauge) Design..... 703

**L9 - Rear Suspension Pressure Monitoring (Virtual
Gauge)**

L9 - Rear Suspension Pressure Monitoring (Virtual Gauge) Design..... 705

B6.7 - Two Speed Axle (AirShift on Shifter)

B6.7 - Two Speed Axle (AirShift on Shifter) Design..... 707

**B6.7 - Two Speed Axle (with BCM; Automactic
Transmission and switch on dash)**

B6.7 - Two Speed Axle (with BCM; Automactic Transmission and switch on dash)
Design..... 708

L9 - Two Speed Axle (AirShift on Shifter)

L9 - Two Speed Axle (AirShift on Shifter) Design..... 709

**L9 - Two Speed Axle (with BCM; Automactic
Transmission and switch on dash)**

L9 - Two Speed Axle (with BCM; Automactic Transmission and switch on dash)
Design 710

B6.7/L9 - Driver and Passenger Seats - RollTek (Hard Wired)

B6.7/L9 - Driver and Passenger Seats - RollTek (Hard Wired) Design 711

B6.7/L9 - Seats (RollTek) Drivers Seat Only (Hard Wired) - Leather

B6.7/L9 - Seats (RollTek) Drivers Seat Only (Hard Wired) - Leather Design . . . 712

B6.7/L9 - Seats (RollTek) Drivers Seat Only (Hard Wired) - Mordular

B6.7/L9 - Seats (RollTek) Drivers Seat Only (Hard Wired) - Mordular Design . . 713

B6.7/L9 - Seats (RollTek) Drivers Seat Only (Hard Wired) - Vinyl

B6.7/L9 - Seats (RollTek) Drivers Seat Only (Hard Wired) - Vinyl Design 714

B6.7/L9 - Seatbelt Reminder (Warning)(Driver only)

B6.7/L9 - Seatbelt Reminder (Warning)(Driver only) Design 715

B6.7/L9 - Seatbelt Reminder (Warning)(Driver & Passenger in parallel)

B6.7/L9 - Seatbelt Reminder (Warning)(Driver & Passenger in parallel) Design 716

Vehicle Data Recorder (No Display)

Vehicle Data Recorder (No Display) Design 717

Vehicle Data Recorder (W/ Display)

Vehicle Data Recorder (W/ Display) Design 719

L9 - Auxiliary Trailer Power

L9 - Auxiliary Trailer Power Design 721

B6.7 - TEM _Electric Trailer Brake Controller Activated Stop

B6.7 - TEM _Electric Trailer Brake Controller Activated Stop Design 722

B6.7 - TEM _Electric Trailer Brake Controller Activated Stop Option2

B6.7 - TEM _Electric Trailer Brake Controller Activated Stop Option2 Design . 723

L9 - TEM _Electric Trailer Brake Controller Activated Stop LT

L9 - TEM _Electric Trailer Brake Controller Activated Stop LT Design 724

B6.7 - Trailer Interface (Lighting) – BLUNT CUT (Part of Electric Trailer Brakes)

B6.7 - Trailer Interface (Lighting) – BLUNT CUT (Part of Electric Trailer Brakes) Design 725

B6.7 - Trailer Interface (Lighting) – BLUNT CUT (Part of Electric Trailer Brakes) Option2

B6.7 - Trailer Interface (Lighting) – BLUNT CUT (Part of Electric Trailer Brakes) Option2 Design 726

L9 - Trailer Interface (Lighting) – BLUNT CUT (Part of Electric Trailer Brakes)

L9 - Trailer Interface (Lighting) – BLUNT CUT (Part of Electric Trailer Brakes) Design.....727

L9 - Trailer Interface (Lighting) – BLUNT CUT (Part of Electric Trailer Brakes) Option2

L9 - Trailer Interface (Lighting) – BLUNT CUT (Part of Electric Trailer Brakes) Option2 Design..... 728

B6.7 - Transmission Shifter (Eaton Procision)

B6.7 - Transmission Shifter (Eaton Procision) Design.....729

B6.7 - Transmission Shifter (Stalk Shifter Allison)

B6.7 - Transmission Shifter (Stalk Shifter Allison) Design.....730

L9 - Transmission Shifter (Stalk Shifter Allison)

L9 - Transmission Shifter (Stalk Shifter Allison) Design.....732

B6.7 - Transmission Shifter (Eaton T-Handle with Park Pawl)

B6.7 - Transmission Shifter (Eaton T-Handle with Park Pawl) Design.....734

B6.7 - Transmission Shifter (T-Handle for Allison; With Park Position)

B6.7 - Transmission Shifter (T-Handle for Allison; With Park Position) Design. 736

B6.7 - T-Handle for Allison Without Park Position

B6.7 - T-Handle for Allison Without Park Position Design.....738

B6.7/L9 - Transfer Case - High/Low Air Sol

B6.7/L9 - Transfer Case - High/Low Air Sol Design.....740

B6.7/L9 - Transfer Case - High/Neu/Low Air Sol

B6.7/L9 - Transfer Case - High/Neu/Low Air Sol Design.....741

B6.7 - Transmission (Allison 1K/2K)

B6.7 - Transmission (Allison 1K/2K) Design.....742

B6.7 - Transmission (Allison 3K/4K)

B6.7 - Transmission (Allison 3K/4K) Design.....743

L9 - Allison without Switch and with Confirmation Telltale

L9 - Allison without Switch and with Confirmation Telltale Design.....745

L9 - Transmission (Allison 3K/4K)

L9 - Transmission (Allison 3K/4K) Design.....747

B6.7 - Transmission I/O (Procision W/ Body Builder)

B6.7 - Transmission I/O (Procision W/ Body Builder) Design.....749

B6.7 - Transmission (Procision)

B6.7 - Transmission (Procision) Design.....750

B6.7/L9 - Auto Neutral (Eaton Procision)

B6.7/L9 - Auto Neutral (Eaton Procision) Design.....751

B6.7 - Transmission (Fuller Advantage)

B6.7 - Transmission (Fuller Advantage) Design.....752

L9 - Transmission (Fuller Advantage)

L9 - Transmission (Fuller Advantage) Design753

L9 - Transmissions Electrical I/O (Fuller Advantage)

L9 - Transmissions Electrical I/O (Fuller Advantage) Design 754

B6.7/L9 - Transmission - MODE Selection

B6.7/L9 - Transmission - MODE Selection Design755

B6.7 - Windshield Washer Pump

B6.7 - Windshield Washer Pump Design756

B6.7 - Windshield Washer Pump & Low Fluid Sensor

B6.7 - Windshield Washer Pump & Low Fluid Sensor Design 758

L9 - Windshield Washer Pump

L9 - Windshield Washer Pump Design760

L9 - Windshield Washer Pump & Low Fluid Sensor

L9 - Windshield Washer Pump & Low Fluid Sensor Design 762

B6.7 - Windshield Wipers

B6.7 - Windshield Wipers Design 764

L9 - Windshield Wipers

L9 - Windshield Wipers Design765

B6.7/L9 - Battery Disconnect (W/Switch and W/Solenoid)

B6.7/L9 - Battery Disconnect (W/Switch and W/Solenoid) Design766

B6.7 - Bosch LH160_LH200 Alternator

B6.7 - Bosch LH160_LH200 Alternator Design767

B6.7 - Delco Remy 28SI Alternator W/Sensor

B6.7 - Delco Remy 28SI Alternator W/Sensor Design 769

B6.7 - Delco Remy 36SI Alternator W/Sensor

B6.7 - Delco Remy 36SI Alternator W/Sensor Design 770

B6.7 - Leece-Neville AVI160 Alternator

B6.7 - Leece-Neville AVI160 Alternator Design771

B6.7 - Leece-Neville AVI160-210A/240A Alternator W/Sensor

B6.7 - Leece-Neville AVI160-210A/240A Alternator W/Sensor Design 773

B6.7 - Leece-Neville - LN 325A Alternator W/Sensor

B6.7 - Leece-Neville - LN 325A Alternator W/Sensor Design 774

L9 - Bosch LH160_LH200 Alternator

L9 - Bosch LH160_LH200 Alternator Design775

L9 - Delco Remy 28SI Alternator W/Sensor

L9 - Delco Remy 28SI Alternator W/Sensor Design776

L9 - Delco Remy 36SI Alternator W/Sensor

L9 - Delco Remy 36SI Alternator W/Sensor Design777

L9 - Leece-Neville AVI160 Alternator

L9 - Leece-Neville AVI160 Alternator Design 778

L9 - Leece-Neville AVI160-210A/240A Alternator W/Sensor
 L9 - Leece-Neville AVI160-210A/240A Alternator W/Sensor Design 779

L9 - Leece-Neville - LN 325A Alternator W/Sensor
 L9 - Leece-Neville - LN 325A Alternator W/Sensor Design 780

B6.7/L9 - Maxwell 12V Ultracapacitor Engine Start Module (ESM)
 B6.7/L9 - Maxwell 12V Ultracapacitor Engine Start Module (ESM) Design 781

B6.7 - Cranking (Starter) GEN4 BODY CONTROL MODULE W/O Thermal Overcrank
 B6.7 - Cranking (Starter) GEN4 BODY CONTROL MODULE W/O Thermal Overcrank Design 782

B6.7 - Crank Inhibit (with ECM --> BODY CONTROL MODULE ONLY)
 B6.7 - Crank Inhibit (with ECM --> BODY CONTROL MODULE ONLY) Design 787

B6.7 - Crank Inhibit (W/ Hood Switch)
 B6.7 - Crank Inhibit (W/ Hood Switch) Design 788

L9 - Cranking (Starter) GEN4 BODY CONTROL MODULE W/O Thermal Overcrank
 L9 - Cranking (Starter) GEN4 BODY CONTROL MODULE W/O Thermal Overcrank Design 789

L9 - Cranking (Starter) GEN4 BODY CONTROL MODULE W/ Thermal Overcrank - External Switch
 L9 - Cranking (Starter) GEN4 BODY CONTROL MODULE W/ Thermal Overcrank - External Switch Design 790

L9 - Crank Inhibit (with ECM --> BODY CONTROL MODULE ONLY)
 L9 - Crank Inhibit (with ECM --> BODY CONTROL MODULE ONLY) Design . . 791

B6.7 - Cranking Request (w/ Key Switch w/ BCM)
 B6.7 - Cranking Request (w/ Key Switch w/ BCM) Design 792

B6.7/L9 - Operator Input
 B6.7/L9 - Operator Input Design 794

L9 - Cranking Request (w/ Key Switch w/ BCM)
 L9 - Cranking Request (w/ Key Switch w/ BCM) Design 796

B6.7 - Clutch Monitoring (High and Low Switch to BCM)
 B6.7 - Clutch Monitoring (High and Low Switch to BCM) Design 798

B6.7 - Starter Interlocks (BCM Controlled with Input from Allison 1K/2K TCM)
 B6.7 - Starter Interlocks (BCM Controlled with Input from Allison 1K/2K TCM) Design 799

B6.7 - Starter Interlocks (BCM Controlled with Input from Allison 3K/4K TCM)

B6.7 - Starter Interlocks (BCM Controlled with Input from Allison 3K/4K TCM)
Design.....801

**B6.7 - Starter Interlock (BCM HSD controlled W/
Clutch SW & N/Auto SS)**

B6.7 - Starter Interlock (BCM HSD controlled W/ Clutch SW & N/Auto SS)
Design.....803

**B6.7 - Starter Interlock (BCM LSD Controlled w/ Relay
& N/ Auto SS) EATON XMSN**

B6.7 - Starter Interlock (BCM LSD Controlled w/ Relay & N/ Auto SS) EATON
XMSN Design.....804

**B6.7 - Starter Interlock (BCM LSD Controlled w/ Relay)
Eaton Procision**

B6.7 - Starter Interlock (BCM LSD Controlled w/ Relay) Eaton Procision
Design.....805

L9 - Clutch Monitoring (High and Low Switch to BCM)

L9 - Clutch Monitoring (High and Low Switch to BCM) Design.....806

**L9 - Starter Interlocks (BCM Controlled with Input
from Allison 3K/4K TCM)**

L9 - Starter Interlocks (BCM Controlled with Input from Allison 3K/4K TCM)
Design.....807

**L9 - Starter Interlock (BCM LSD Controlled w/ Relay &
N/ Auto SS) EATON XMSN**

L9 - Starter Interlock (BCM LSD Controlled w/ Relay & N/ Auto SS) EATON
XMSN Design.....809

B6.7 - Battery International (4) 12V

B6.7 - Battery International (4) 12V Design.....810

L9 - Battery International (4) 12V

L9 - Battery International (4) 12V Design.....811

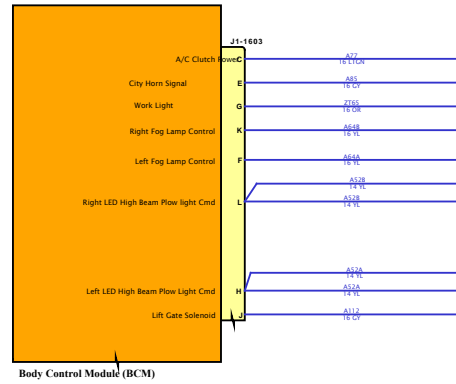
Connectors.....812

Part Assembly List

Connector Assembly List MV.....2569

Index.....2762

Connector J1-1603



DESIGN DESCRIPTION

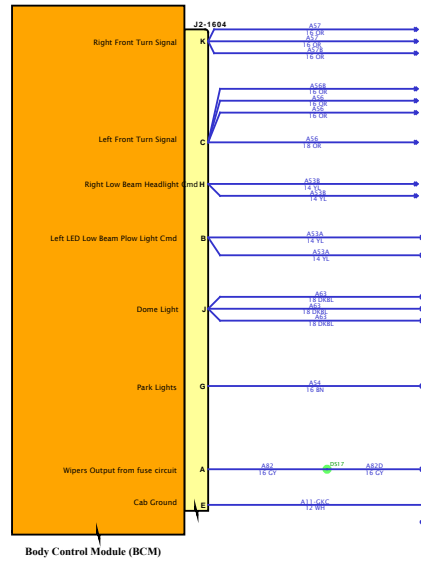
FEATURE CODES

SOFTWARE FEATURE CODES

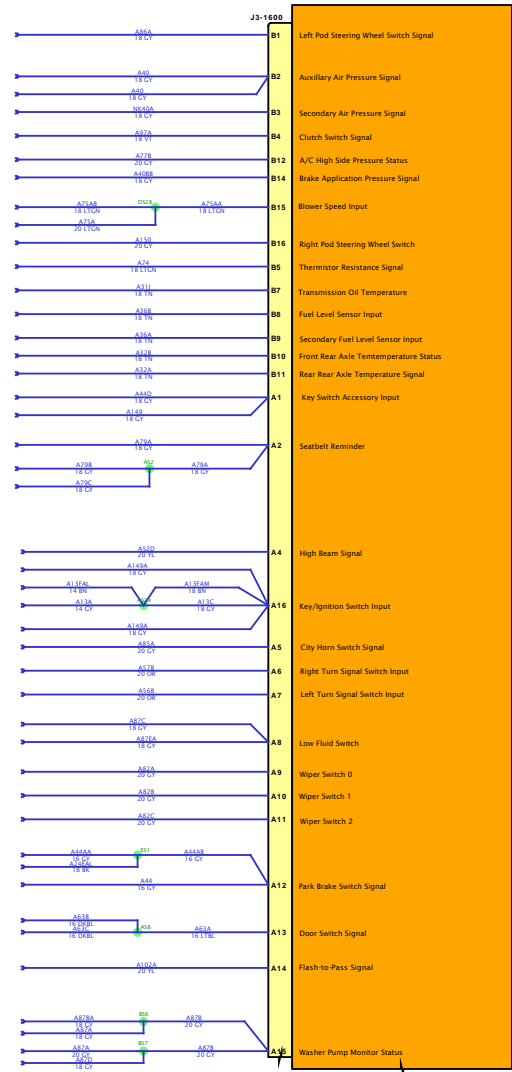


DESIGN DESCRIPTION

FEATURE CODES



SOFTWARE FEATURE CODES



Body Control Module (BCM)

DESIGN DESCRIPTION


FEATURE CODES

SOFTWARE FEATURE CODES



DESIGN DESCRIPTION

FEATURE CODES



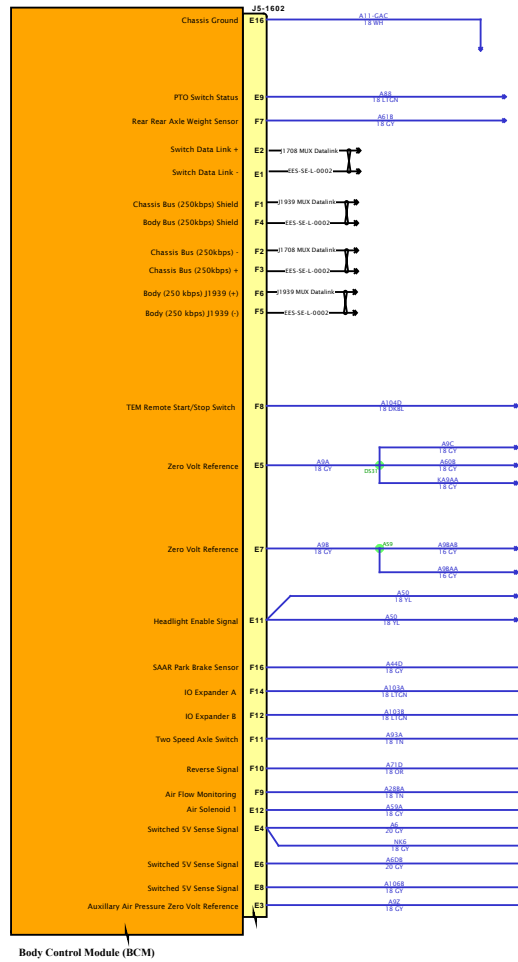
SOFTWARE FEATURE CODES

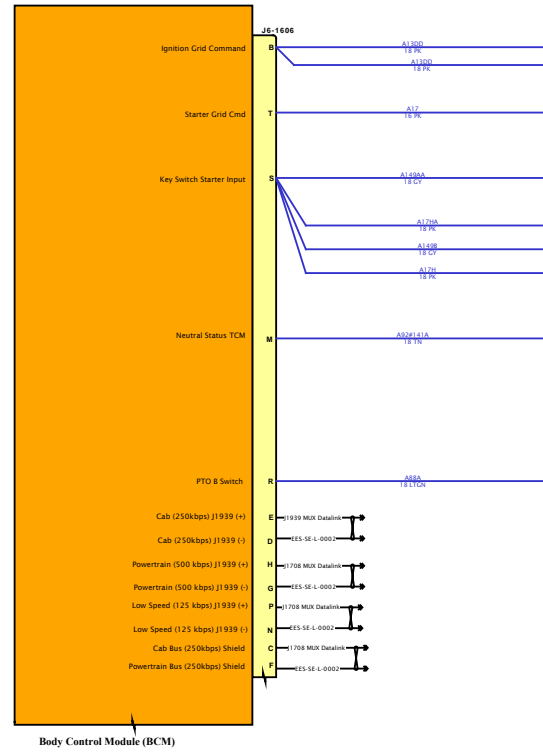


DESIGN DESCRIPTION

FEATURE CODES

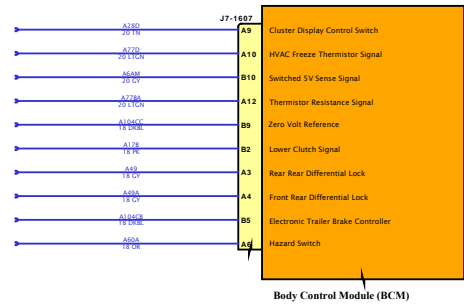
SOFTWARE FEATURE CODES





DESIGN DESCRIPTION


FEATURE CODES



SOFTWARE FEATURE CODES



Connector J8-1605 (Power Feed)



Physical Description:
This design contains the Generation IV Body Control Module (BCM).

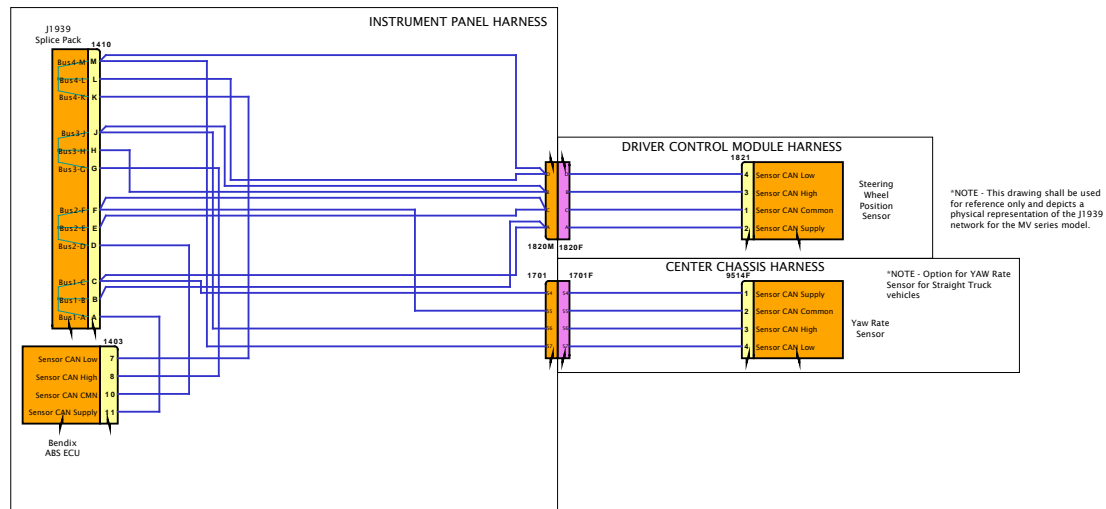
Functional Description:
This implementation of the BCM should ONLY contain connections that will ALWAYS be used (e.g. Power, Ground, and core datalinks).

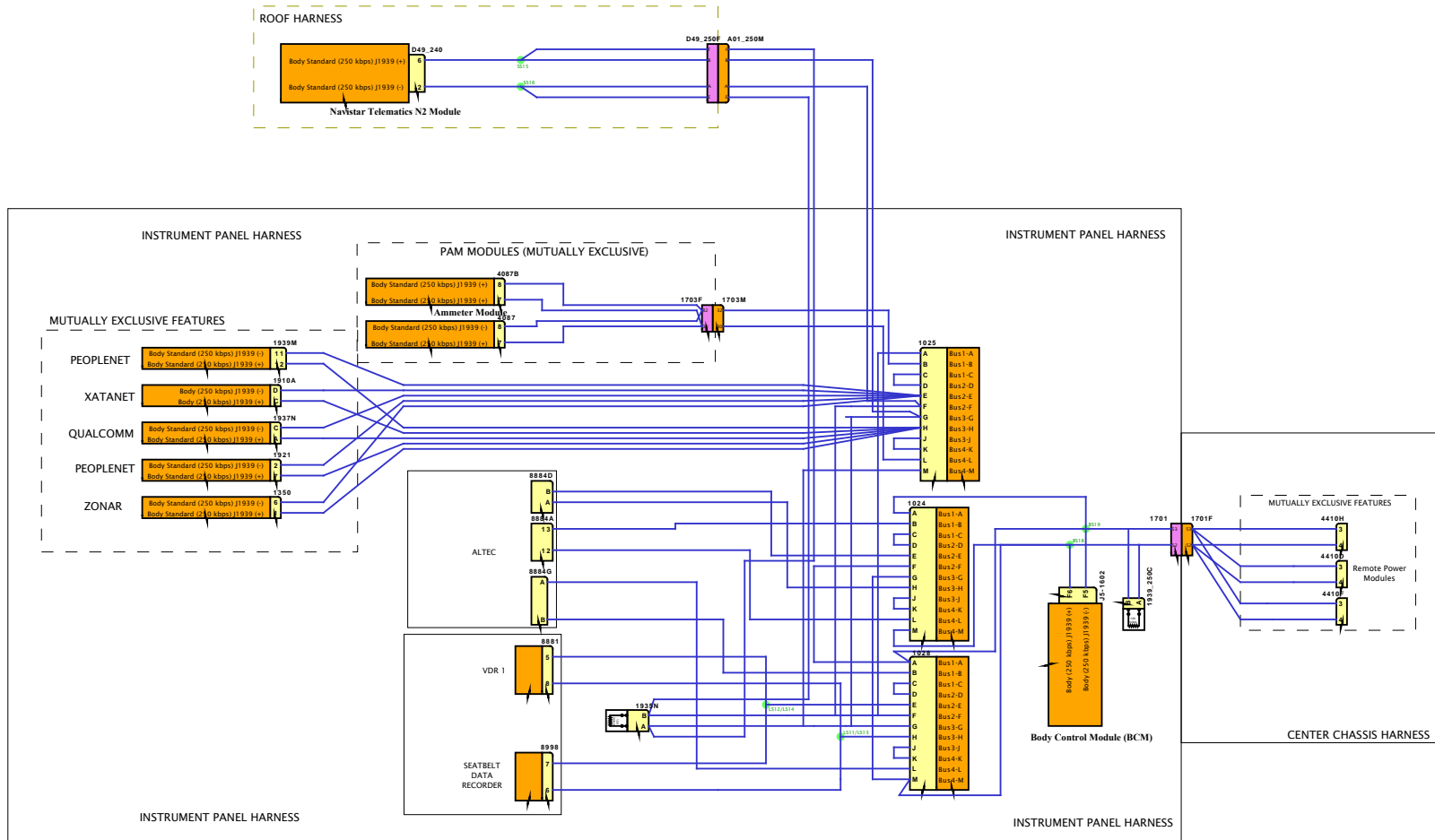


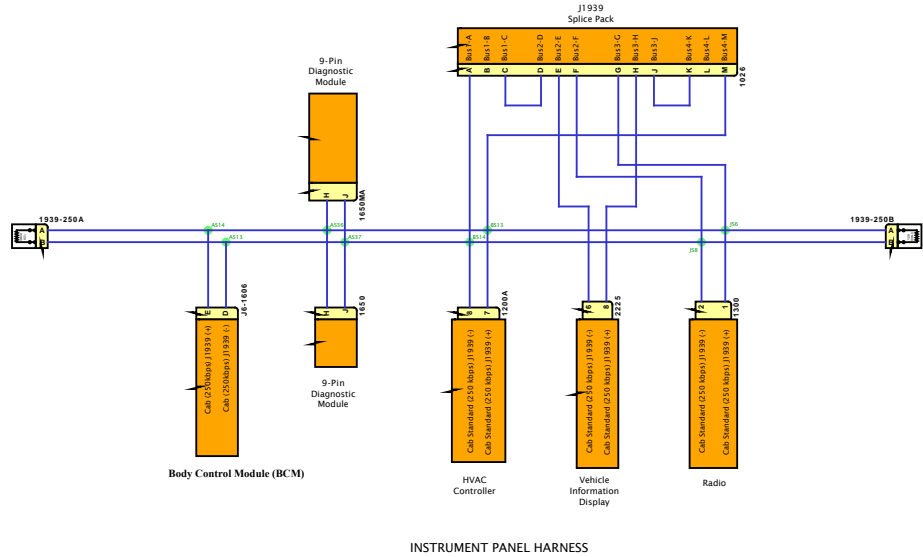
NAVISTAR, INC. CONFIDENTIAL PROPRIETARY

UNLESS SPECIFIED, DIM TOLERANCES ARE				FINISHED (Cp)	ROUGH (Cp)
	mm		in		
X	Z/±1.5		.X	Z/±.06	
X.X	Z/±0.8		.XX	Z/±.03	
X.XX	Z/±0.25		.00X	Z/±.019	
	ANGLES	Z/±	1/24		
APPROVED					DATE
DESIGNED					24JULY12
CHECKED					24JULY12
DESIGNER					24JUL12
DATE/ITERATION					
REV					CONTROL
PART USA CODE	PART TYPE CODE	SCALE	SHEET	REV	
		X/XX	8 OF 8	B	
RELEASE NO.	PART NO.	REVISION			
	B6.7/L9 - Body Control Module (BCM)	-			
NAV 0712					1 CHS DRAWING

BENDIX ABS IMPLEMENTATION







INSTRUMENT PANEL HARNESS

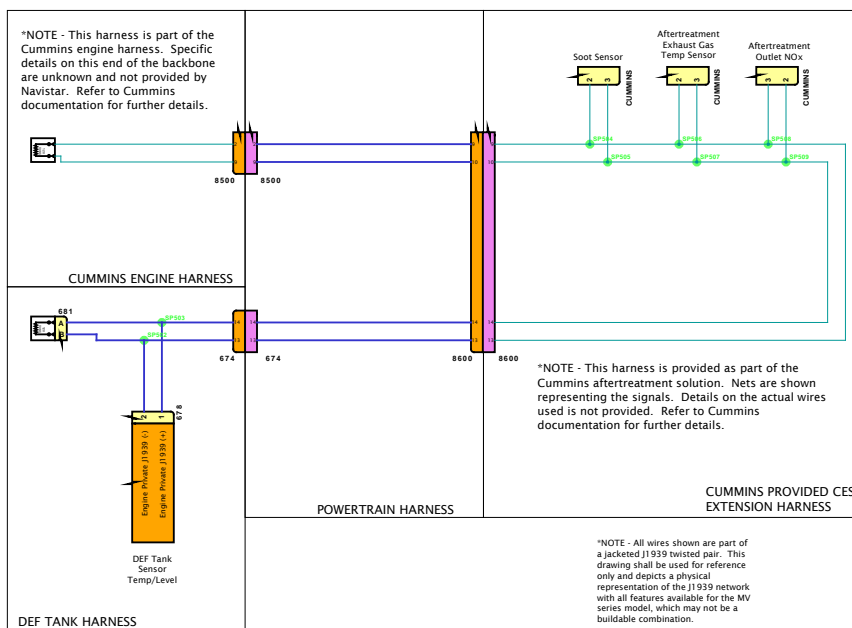
DESIGN DESCRIPTION

FEATURE CODES

SOFTWARE FEATURE CODES

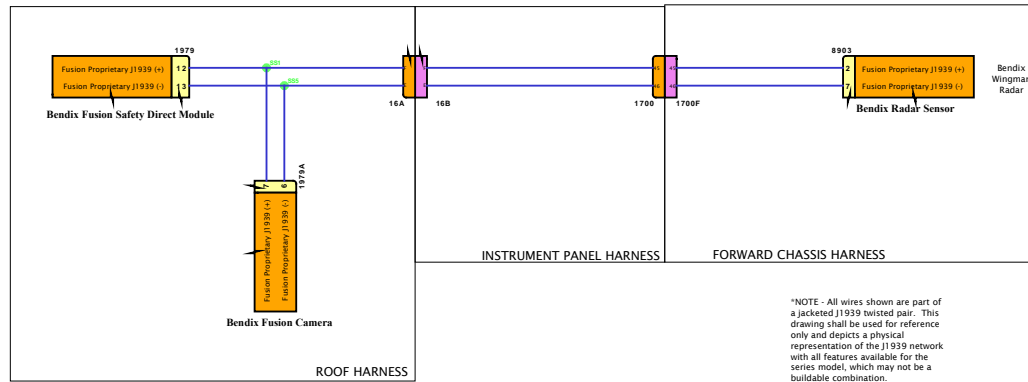


ISB ENGINE IMPLEMENTATION



DESIGN DESCRIPTION

FEATURE CODES

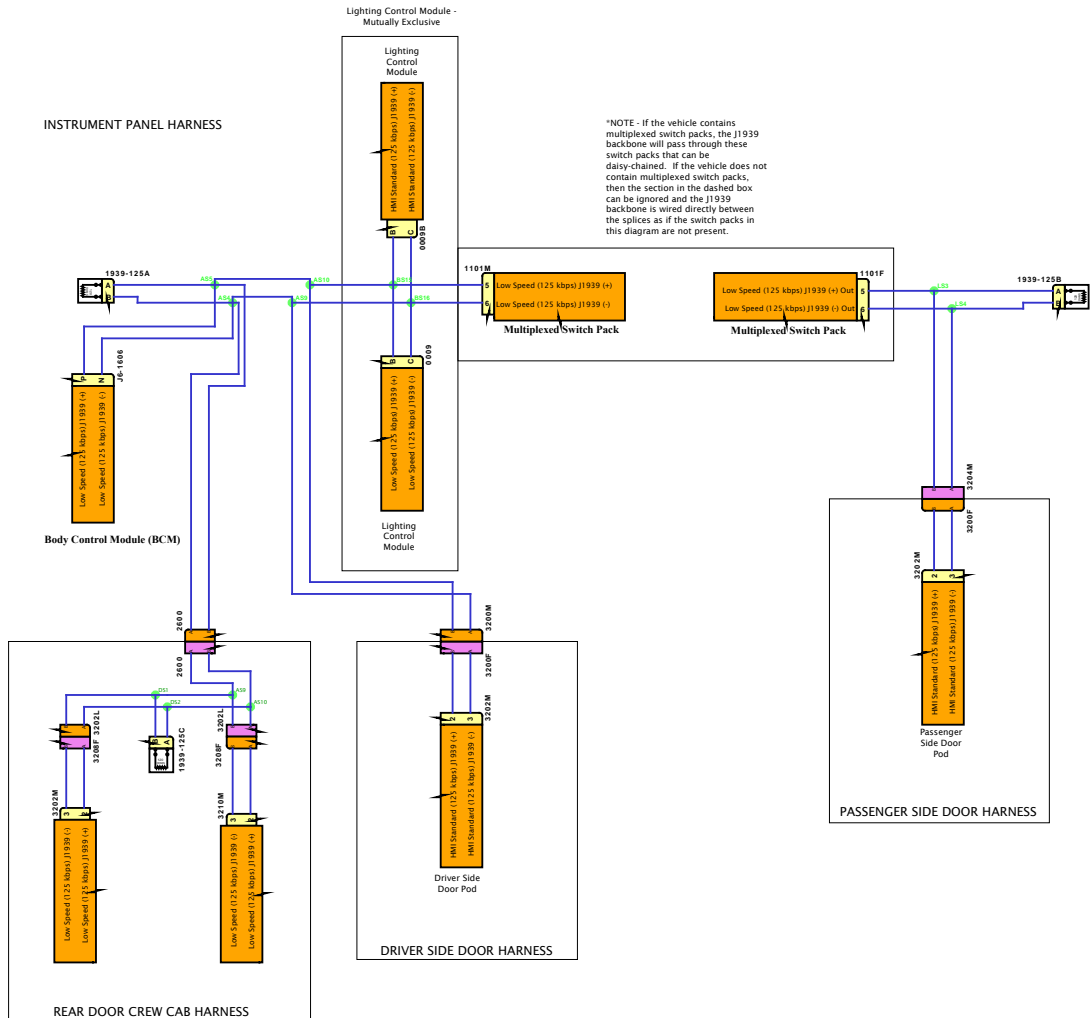


SOFTWARE FEATURE CODES



DESIGN DESCRIPTION

FEATURE CODES



*NOTE - If the vehicle contains multiplexed switch packs, the J1939 backbone will pass through these switch packs that can be daisy-chained. If the vehicle does not contain multiplexed switch packs, then the section in the dashed box can be ignored and the J1939 backbone is wired directly between the splices as if the switch packs in this diagram are not present.

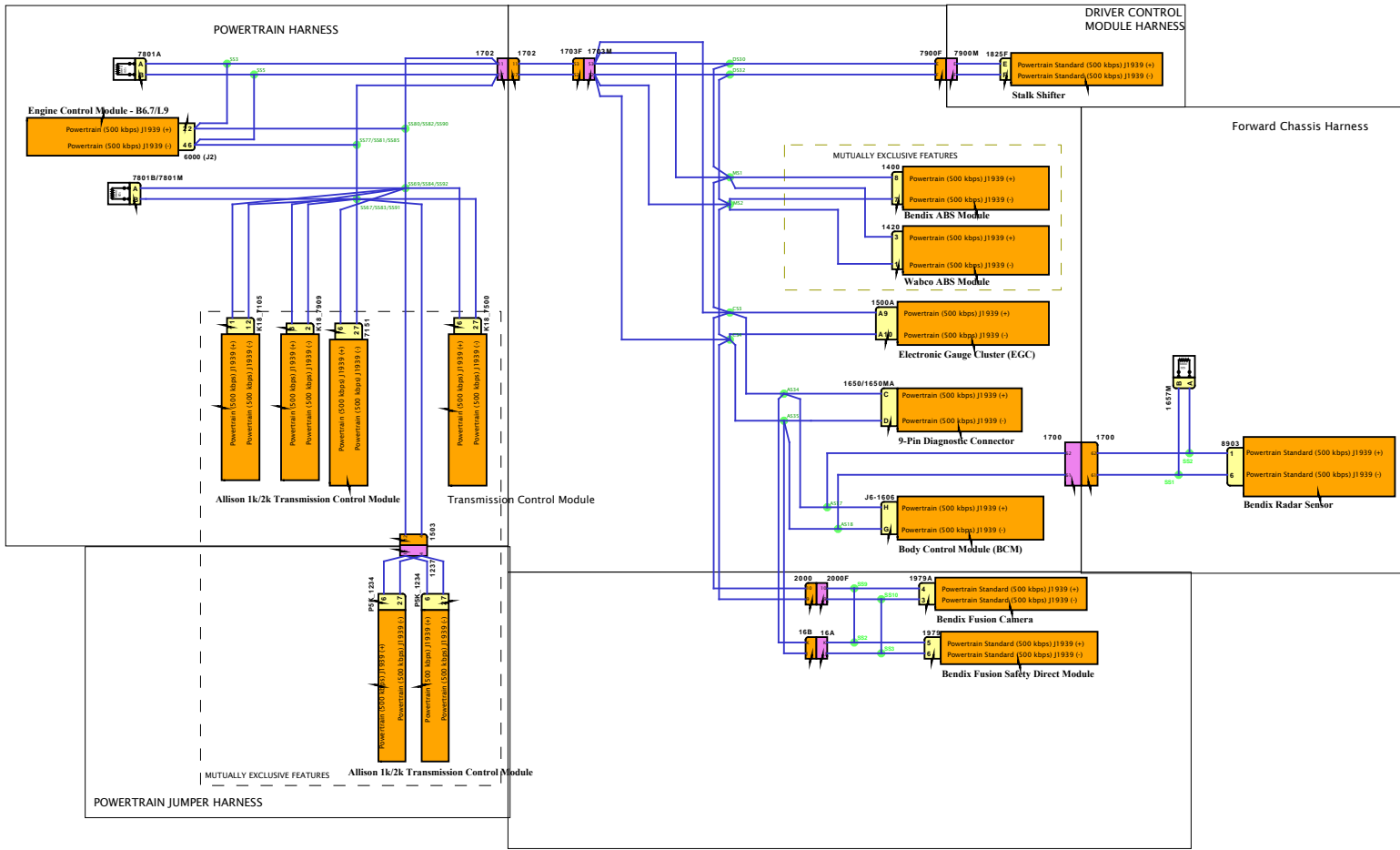
*NOTE - All J1939 wire segments shown on this diagram are part of a twisted pair. This drawing shall be used for reference only and depicts a physical representation of the J1939 network with all features available for the series model, which may not be a buildable combination.

SOFTWARE FEATURE CODES




DESIGN DESCRIPTION

FEATURE CODES



*NOTE - All wires shown are part of a jacketed J1939 twisted pair. This drawing shall be used for reference only and depicts a physical representation of the J1939 network with all features available for the MV series model, which may not be a buildable combination.

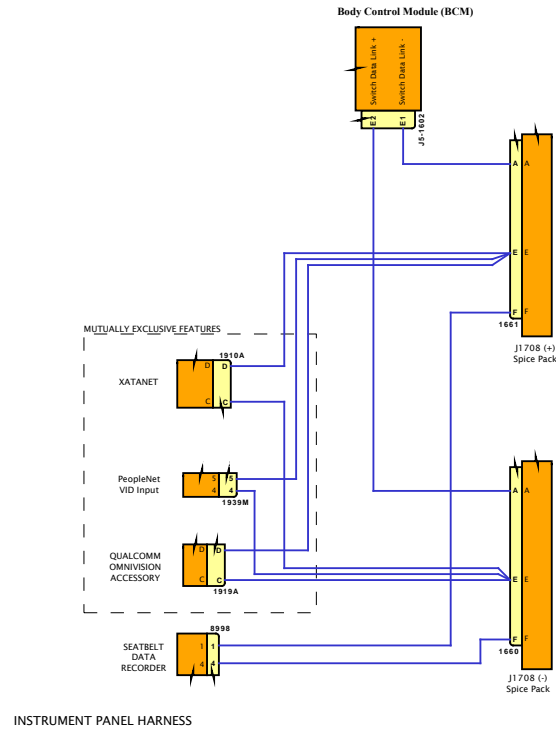


SOFTWARE FEATURE CODES



DESIGN DESCRIPTION

FEATURE CODES

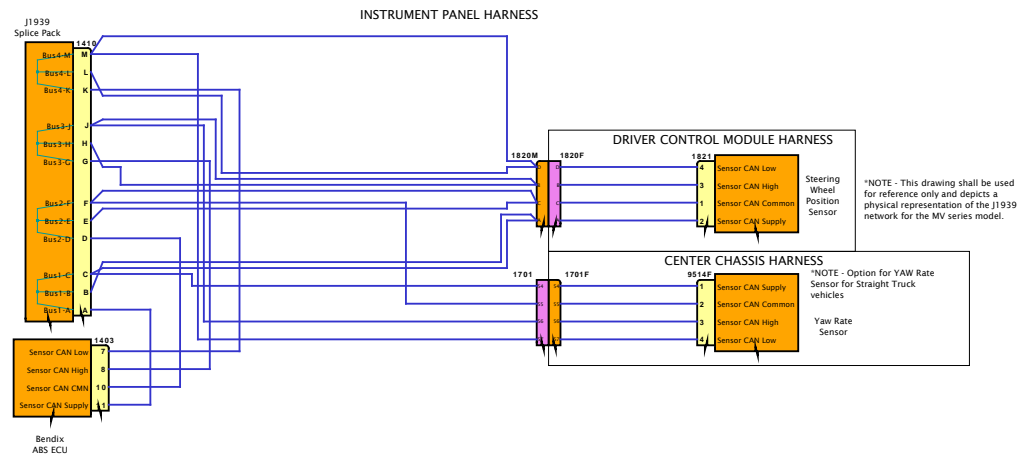


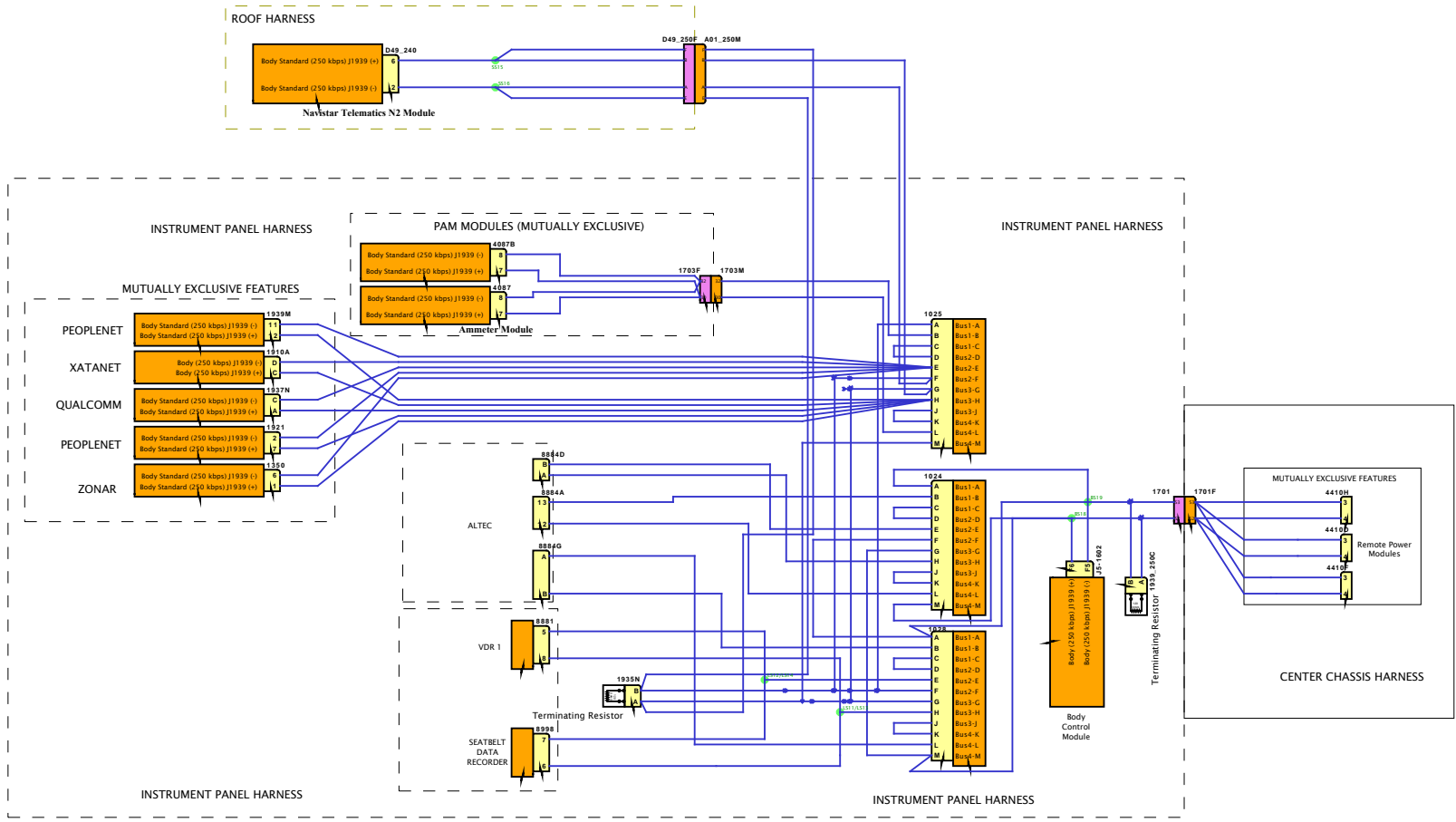
*NOTE - All wires shown are part of a jacketed J1939 twisted pair. This drawing shall be used for reference only and depicts a physical representation of the J1939 network with all features available for the HV series model, which may not be a buildable combination.

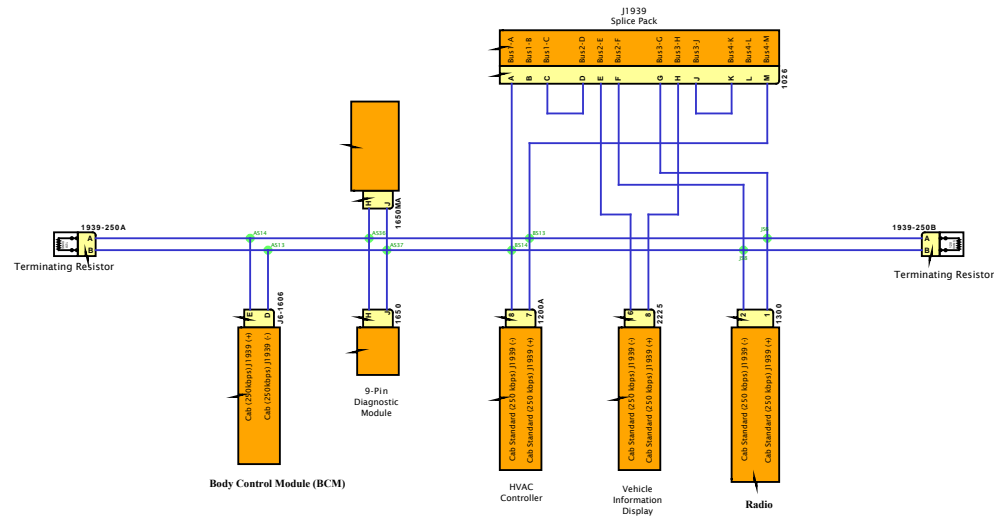
SOFTWARE FEATURE CODES



BENDIX ABS IMPLEMENTATION





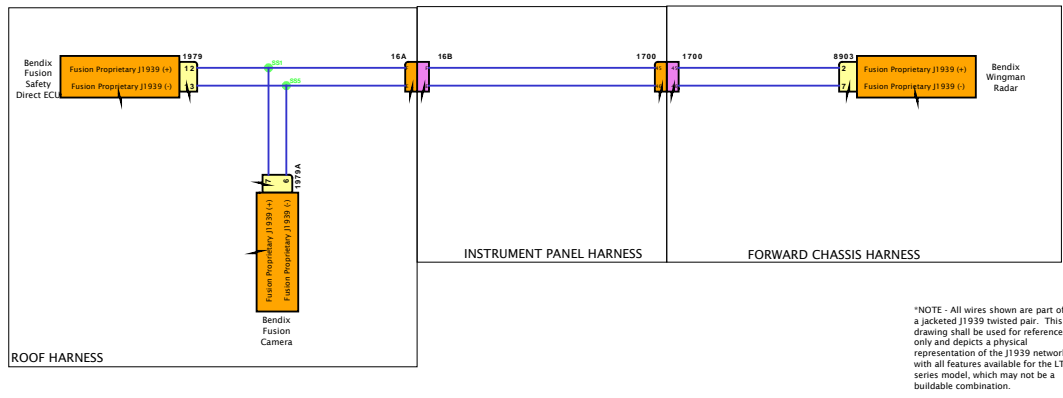


INSTRUMENT PANEL HARNESS

Fusion Proprietary J1939

DESIGN DESCRIPTION

FEATURE CODES

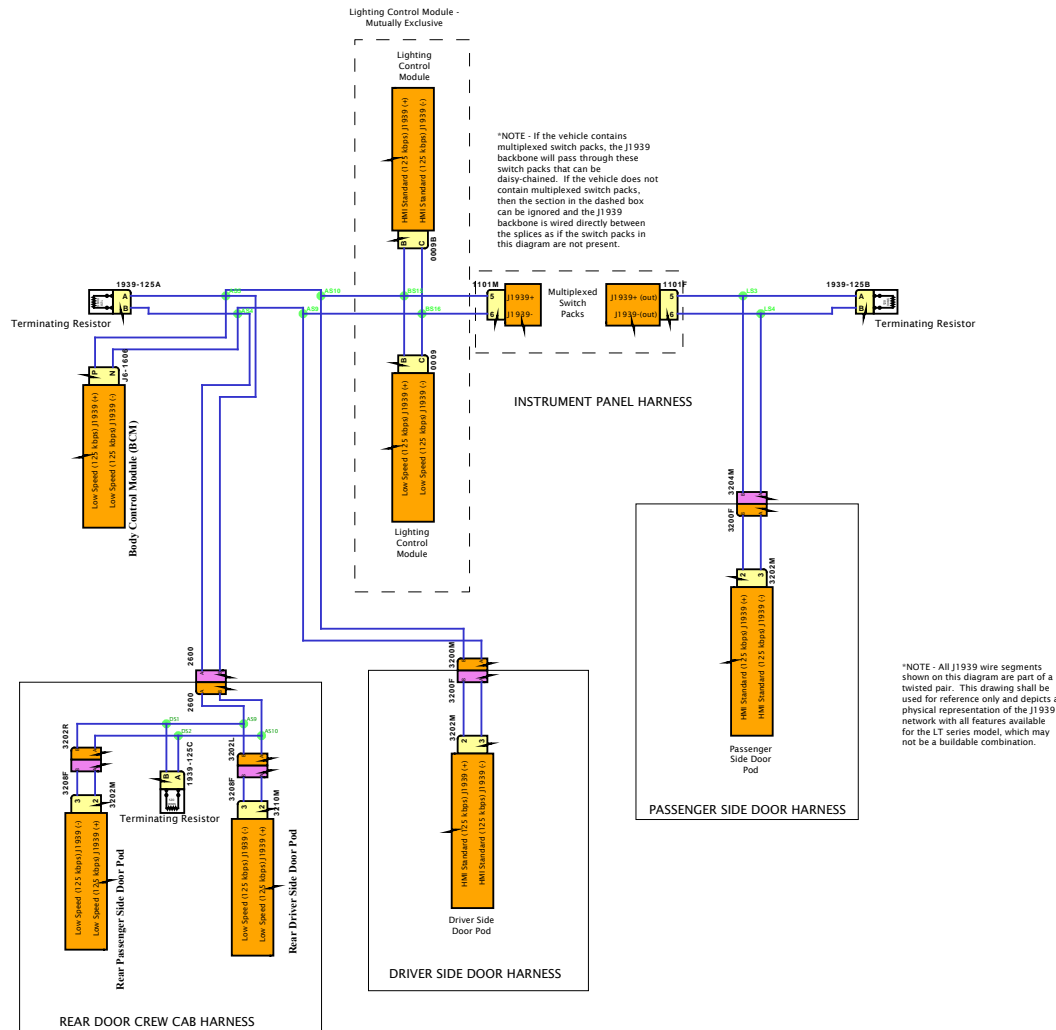


SOFTWARE FEATURE CODES

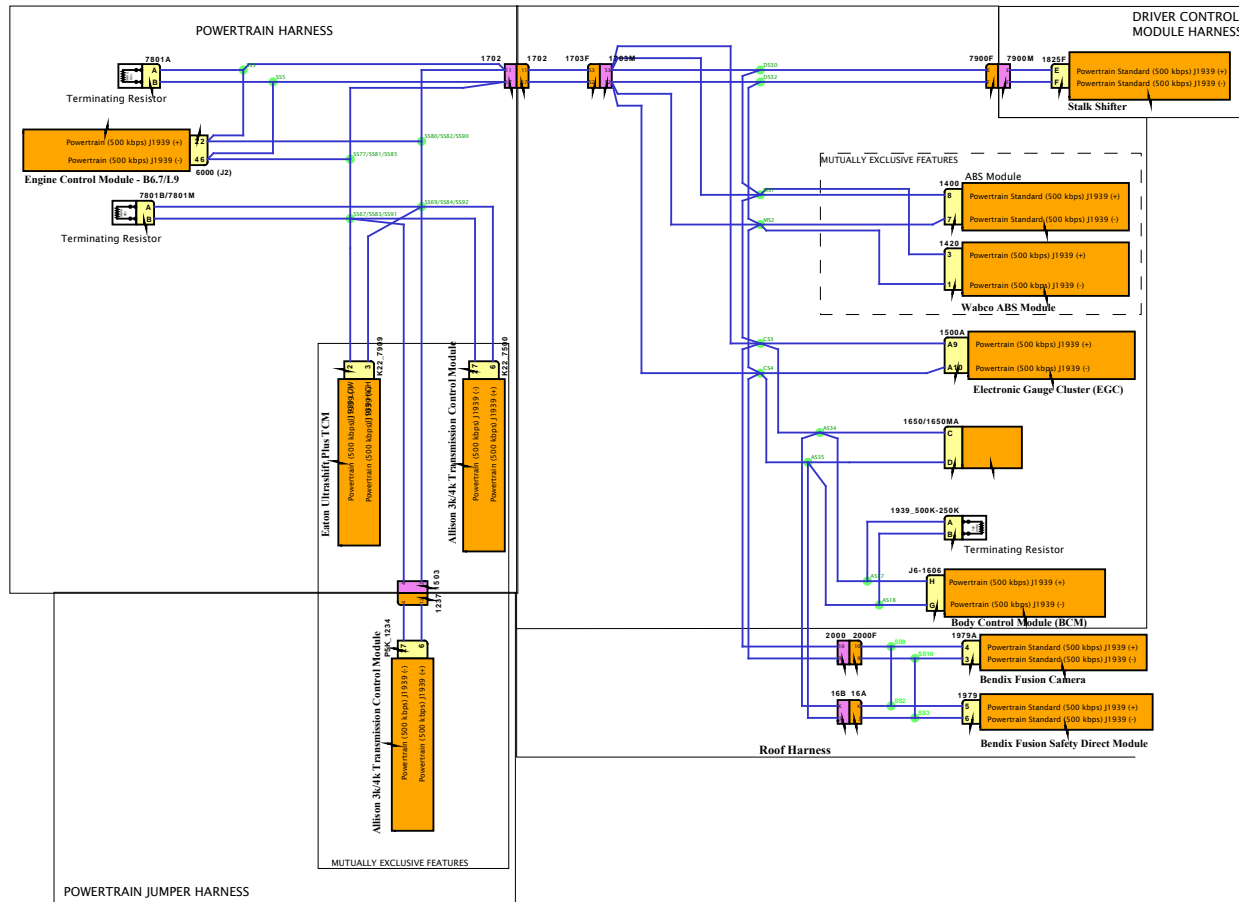


DESIGN DESCRIPTION

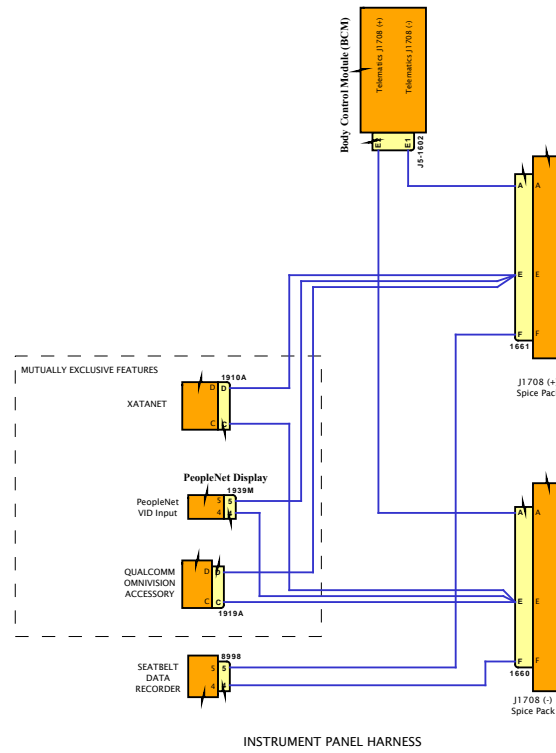
FEATURE CODES



SOFTWARE FEATURE CODES



*NOTE - All wires shown are part of a jacketed J1939 twisted pair. This drawing shall be used for reference only and depicts a physical representation of the J1939 network with all features available for the MV series model, which may not be a buildable combination.



*NOTE - All wires shown are part of a jacketed J1939 twisted pair. This drawing shall be used for reference only and depicts a physical representation of the J1939 network with all features available for the MV series model, which may not be a buildable combination.

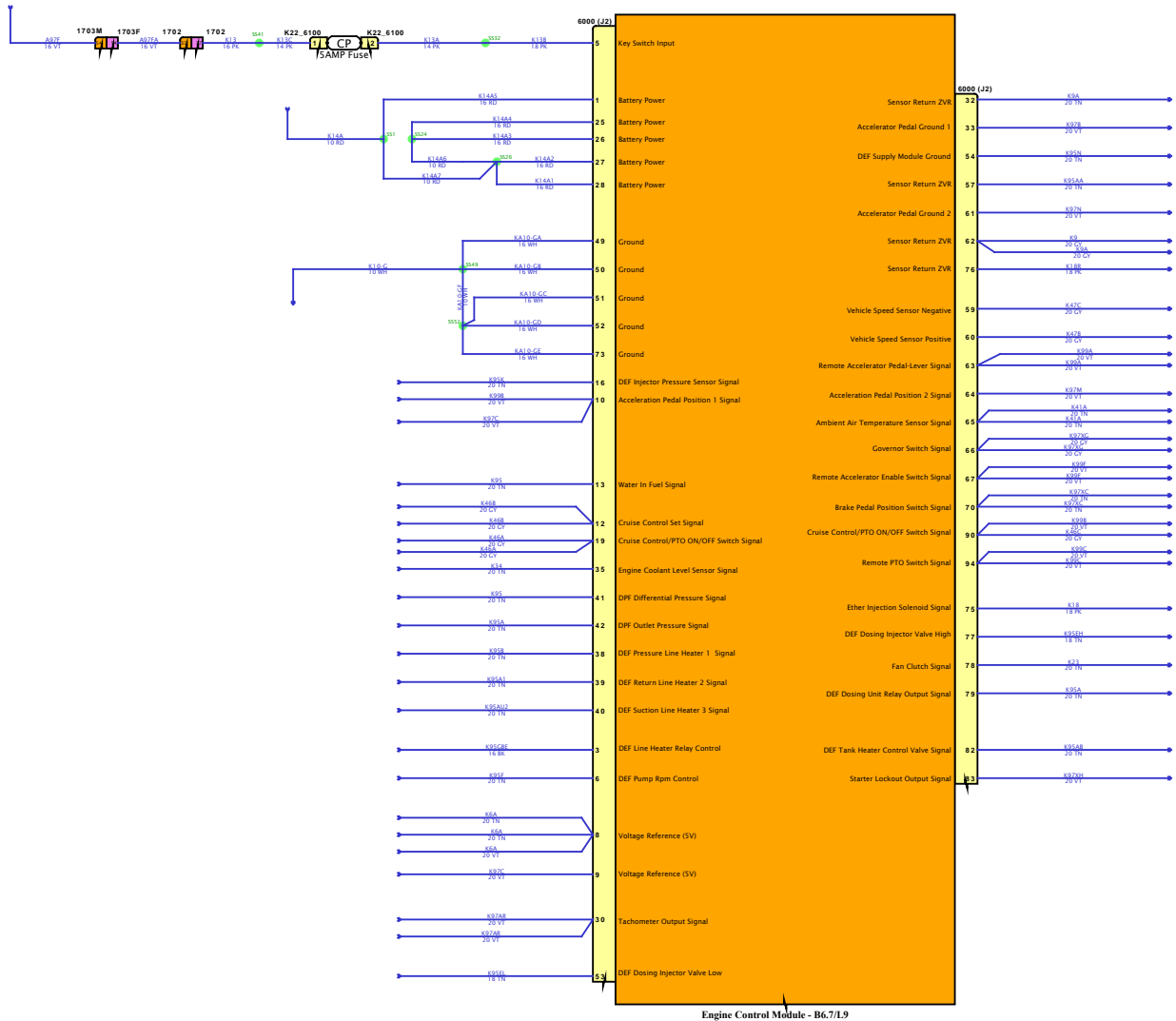



Diagram1

DESIGN DESCRIPTION

FEATURE CODES

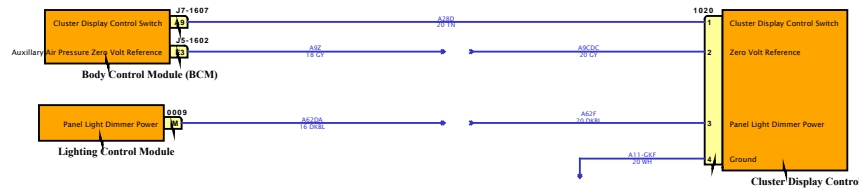
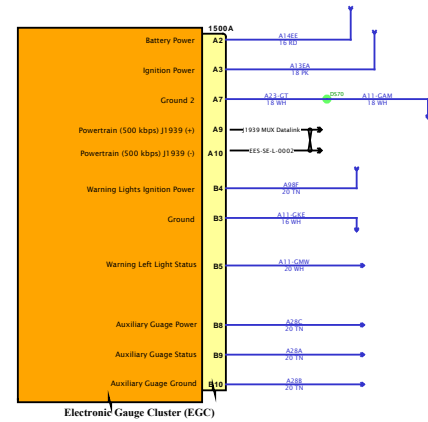


SOFTWARE FEATURE CODES



DESIGN DESCRIPTION

FEATURE CODES

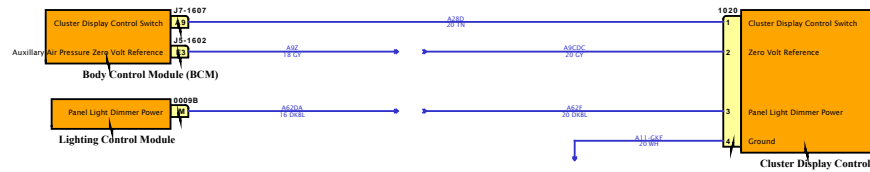
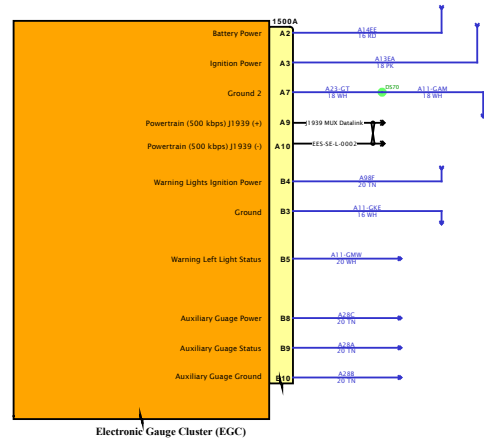


SOFTWARE FEATURE CODES

Diagram1-Combination2

DESIGN DESCRIPTION

FEATURE CODES

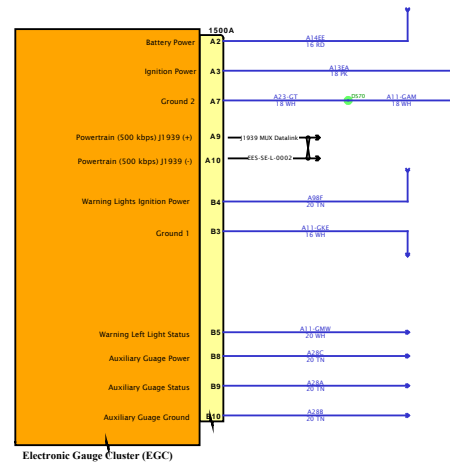


SOFTWARE FEATURE CODES



DESIGN DESCRIPTION

FEATURE CODES



SOFTWARE FEATURE CODES

Diagram1

DESIGN DESCRIPTION

FEATURE CODES



SOFTWARE FEATURE CODES



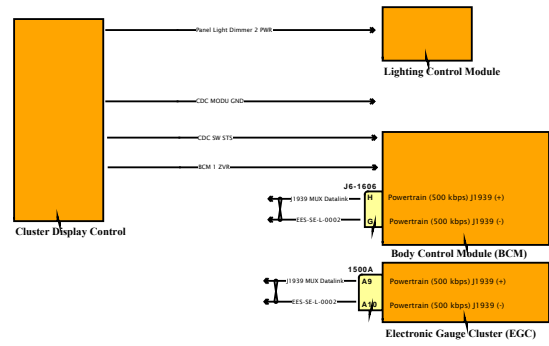
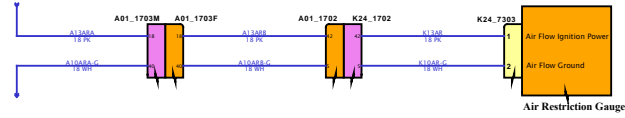


Diagram2

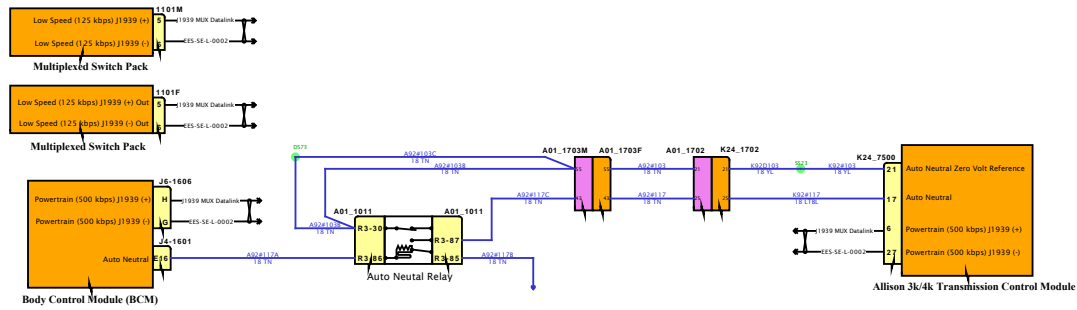
DESIGN DESCRIPTION

FEATURE CODES



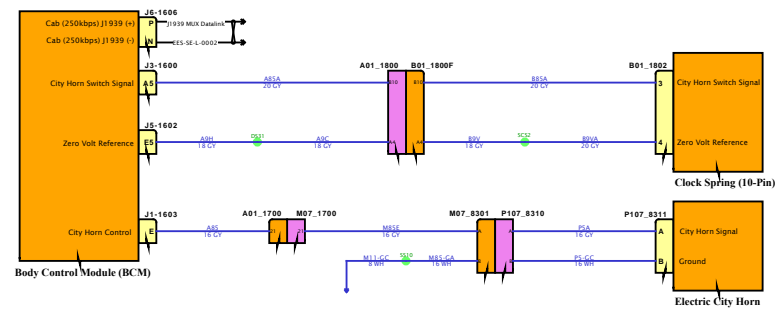
SOFTWARE FEATURE CODES





DESIGN DESCRIPTION

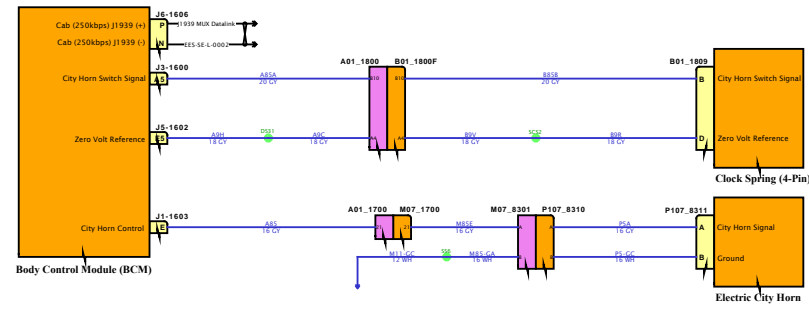
FEATURE CODES



SOFTWARE FEATURE CODES

DESIGN DESCRIPTION

FEATURE CODES

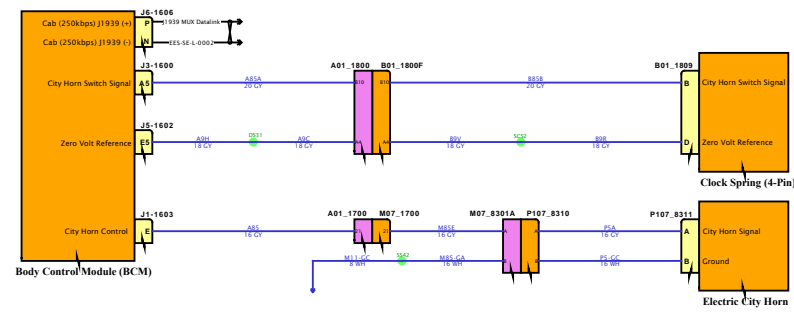


SOFTWARE FEATURE CODES



DESIGN DESCRIPTION

FEATURE CODES



SOFTWARE FEATURE CODES



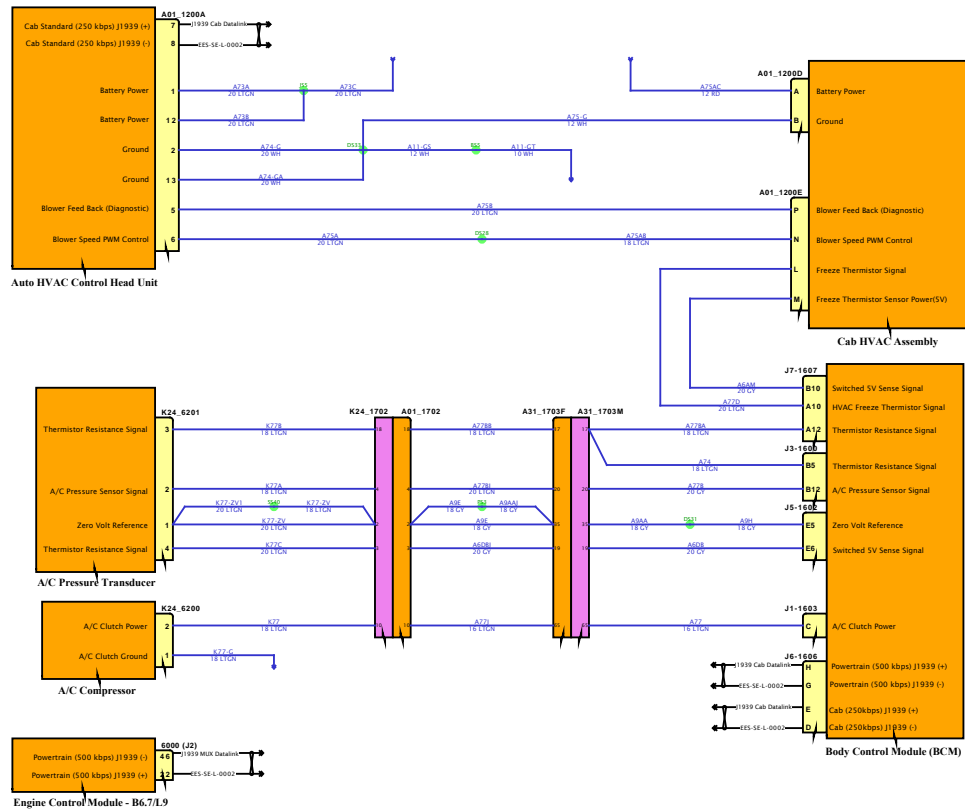
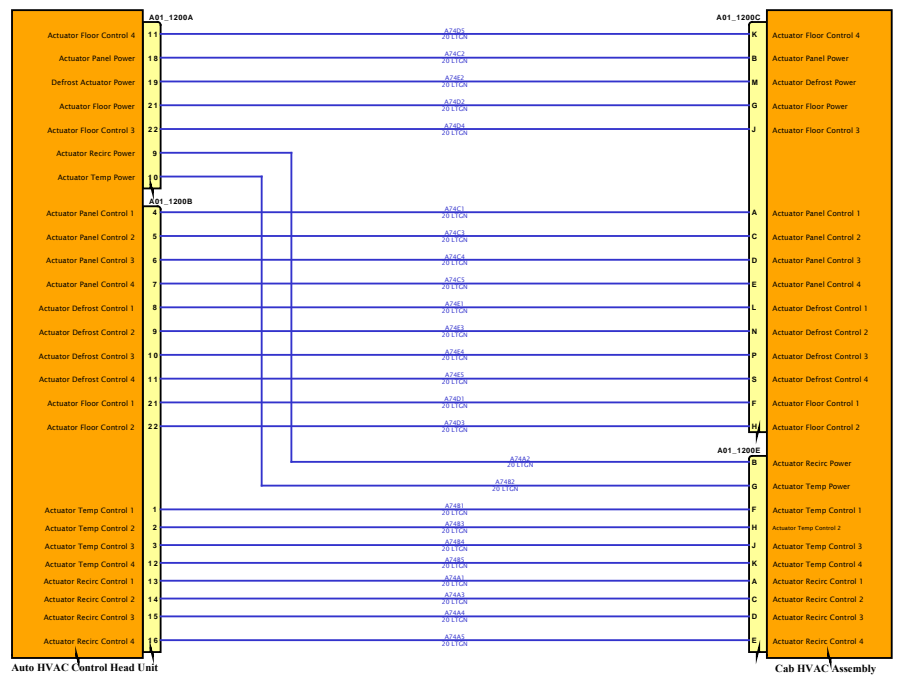


Diagram2 - Actuators



DESIGN DESCRIPTION

FEATURE CODES


SOFTWARE FEATURE CODES



Diagram3 - Sensors

DESIGN DESCRIPTION

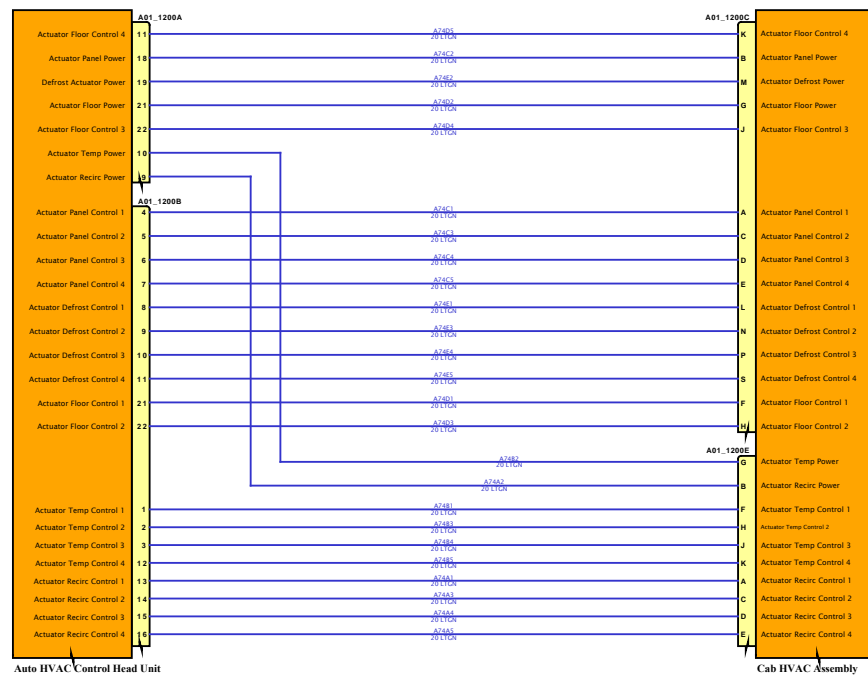
FEATURE CODES



SOFTWARE FEATURE CODES



Diagram2 - Actuators



DESIGN DESCRIPTION

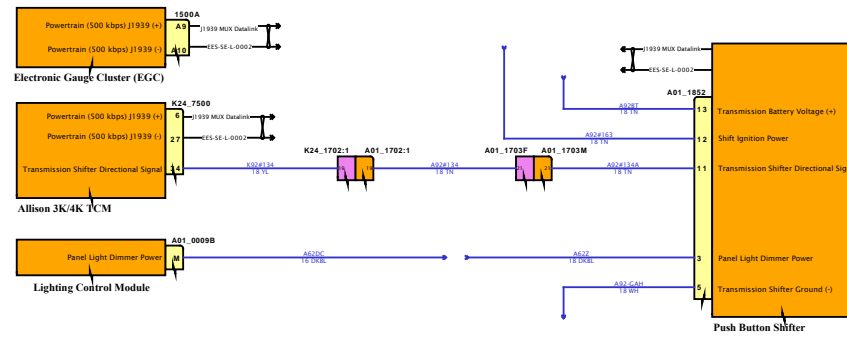
FEATURE CODES

SOFTWARE FEATURE CODES



DESIGN DESCRIPTION

FEATURE CODES

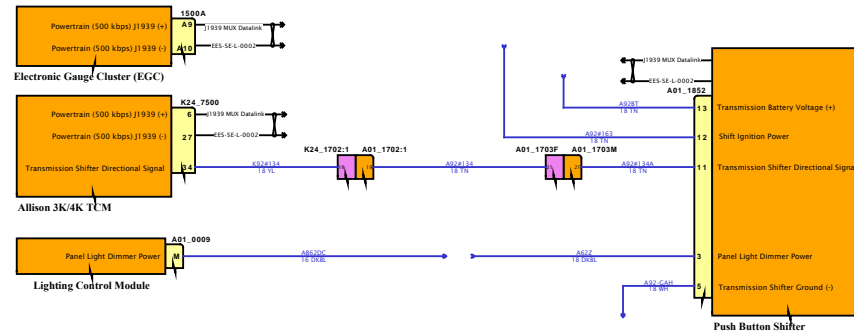


SOFTWARE FEATURE CODES



DESIGN DESCRIPTION

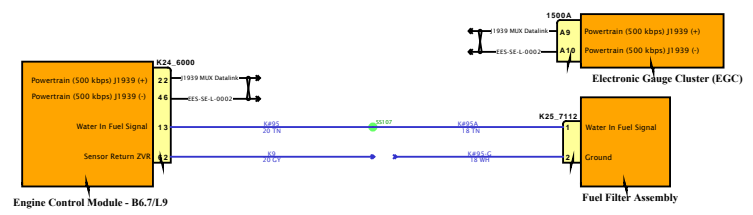
FEATURE CODES



SOFTWARE FEATURE CODES



Diagram1



DESIGN DESCRIPTION

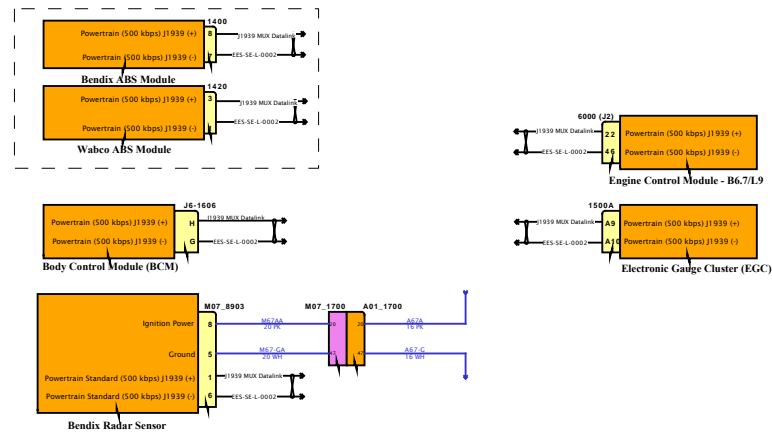
FEATURE CODES

SOFTWARE FEATURE CODES



DESIGN DESCRIPTION

FEATURE CODES



SOFTWARE FEATURE CODES

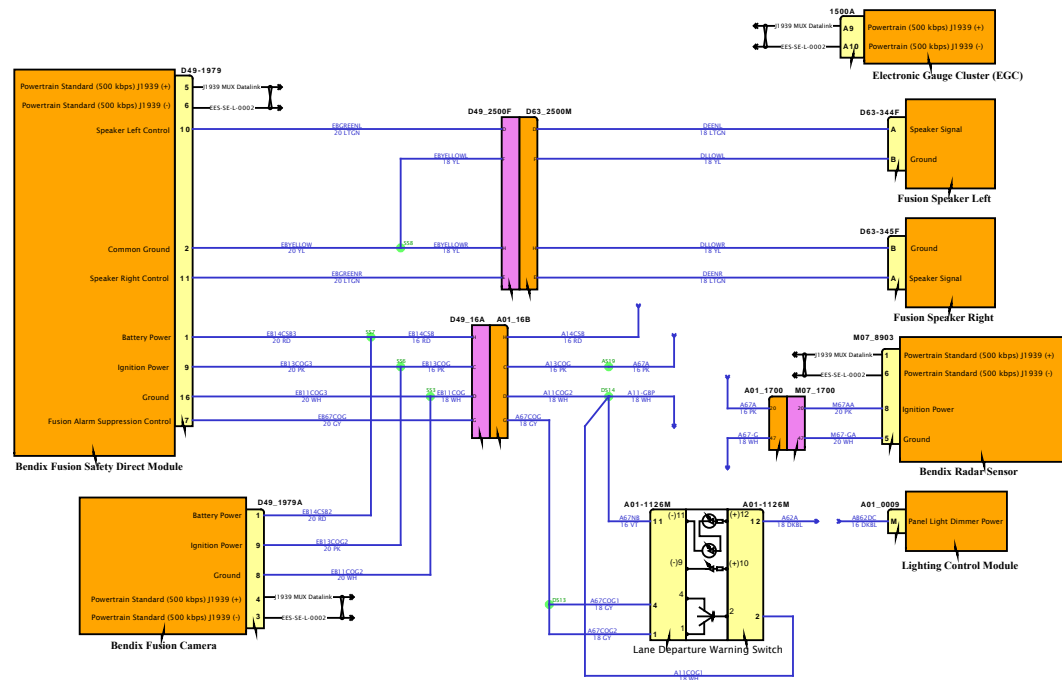


Diagram1

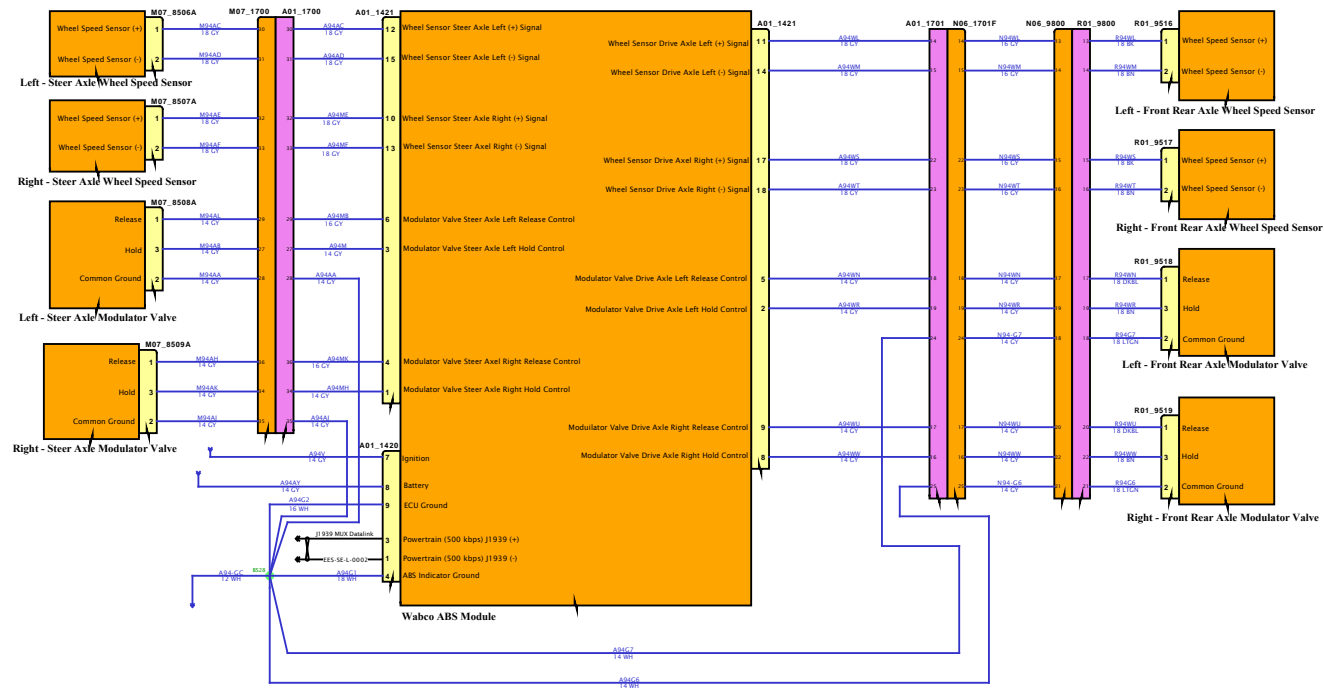


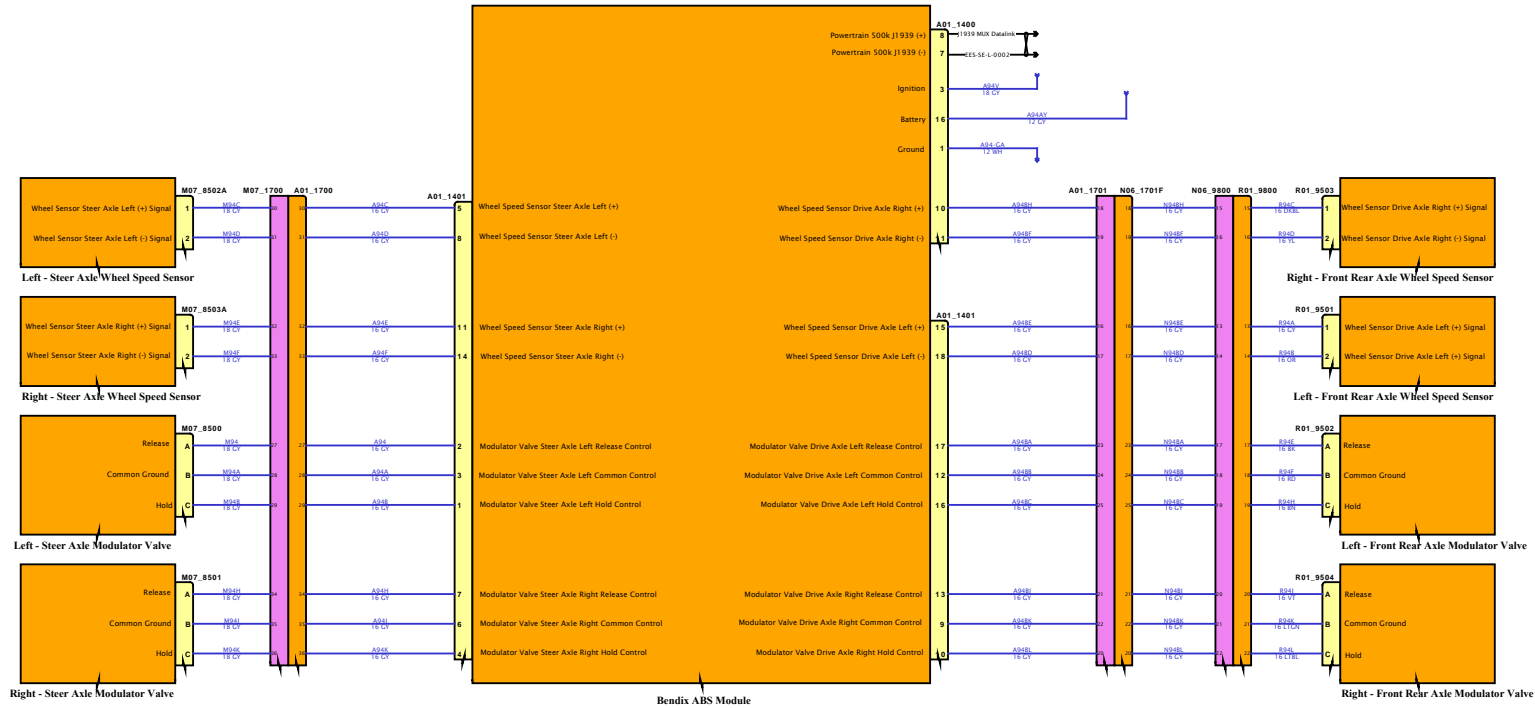
DESIGN DESCRIPTION

FEATURE CODES

SOFTWARE FEATURE CODES

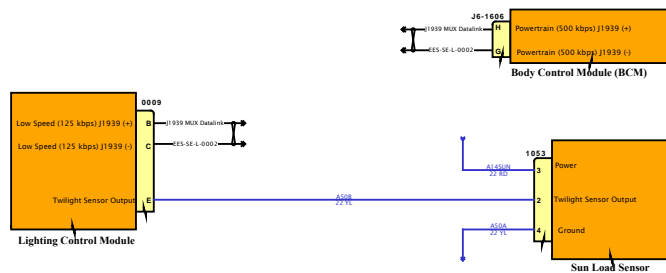
NAVSTAR
NAVSTAR
NAVSTAR





DESIGN DESCRIPTION

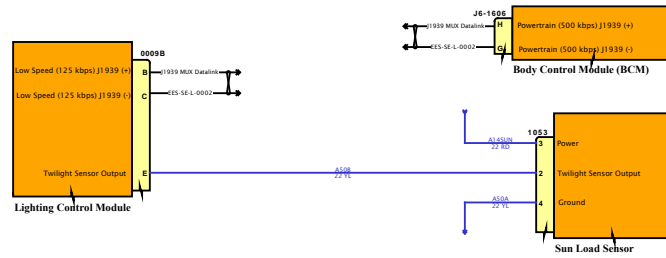
FEATURE CODES



SOFTWARE FEATURE CODES

DESIGN DESCRIPTION

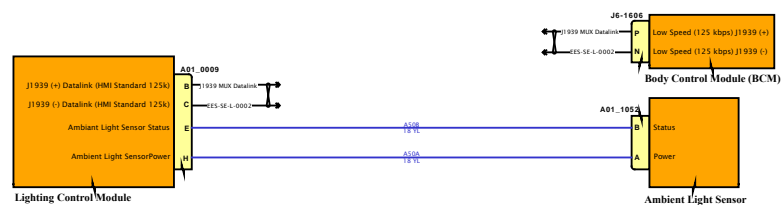
FEATURE CODES



SOFTWARE FEATURE CODES

DESIGN DESCRIPTION

FEATURE CODES

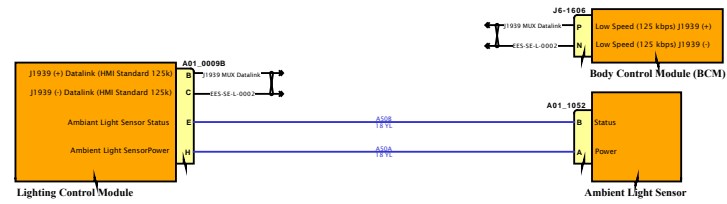


SOFTWARE FEATURE CODES



DESIGN DESCRIPTION

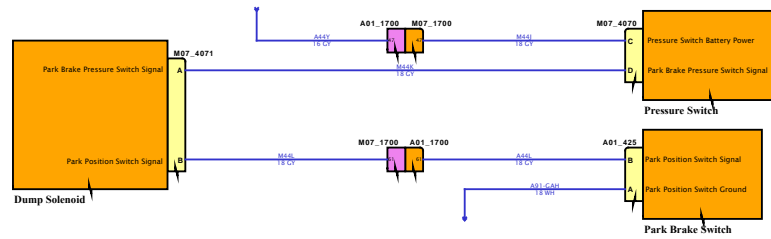
FEATURE CODES



SOFTWARE FEATURE CODES



Diagram1



DESIGN DESCRIPTION

FEATURE CODES

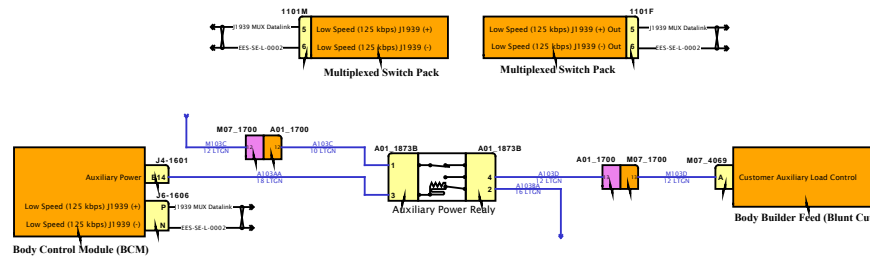
SOFTWARE FEATURE CODES



Diagram1

DESIGN DESCRIPTION

FEATURE CODES



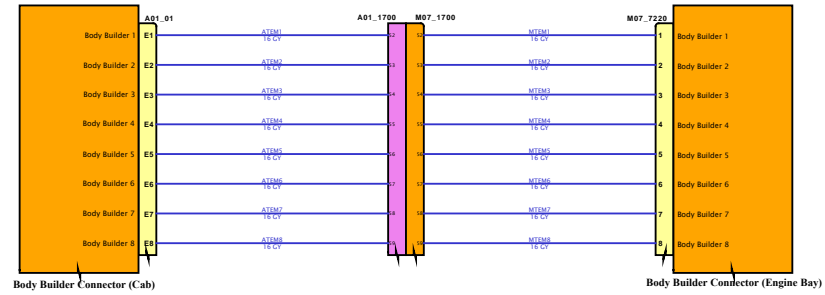
SOFTWARE FEATURE CODES



Diagram1

DESIGN DESCRIPTION

FEATURE CODES

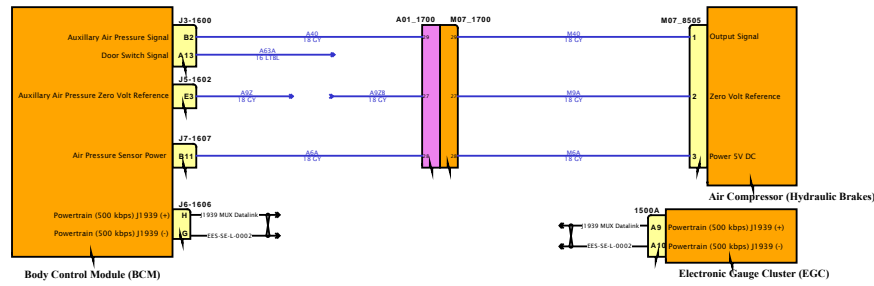


SOFTWARE FEATURE CODES



DESIGN DESCRIPTION

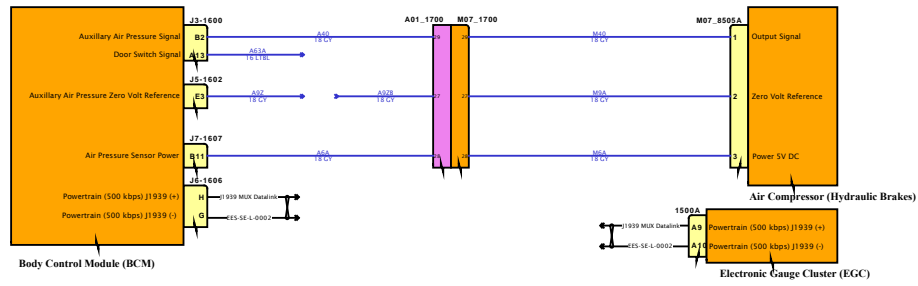
FEATURE CODES



SOFTWARE FEATURE CODES

DESIGN DESCRIPTION

FEATURE CODES

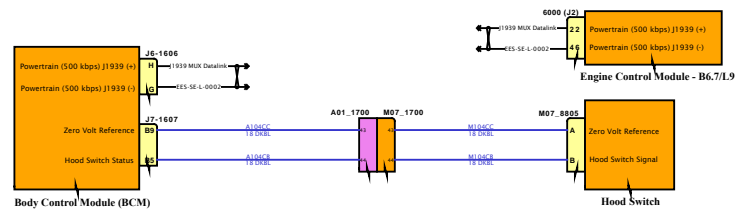


SOFTWARE FEATURE CODES

Diagram1

DESIGN DESCRIPTION

FEATURE CODES

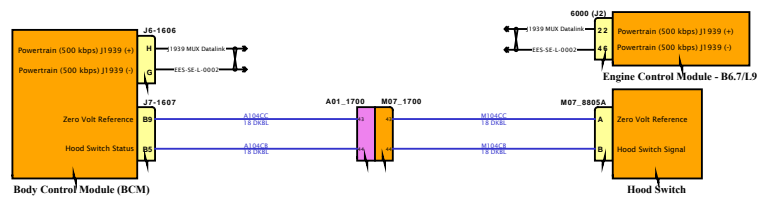


SOFTWARE FEATURE CODES



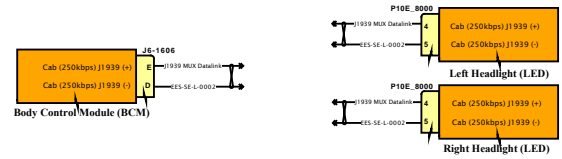
DESIGN DESCRIPTION

FEATURE CODES



SOFTWARE FEATURE CODES



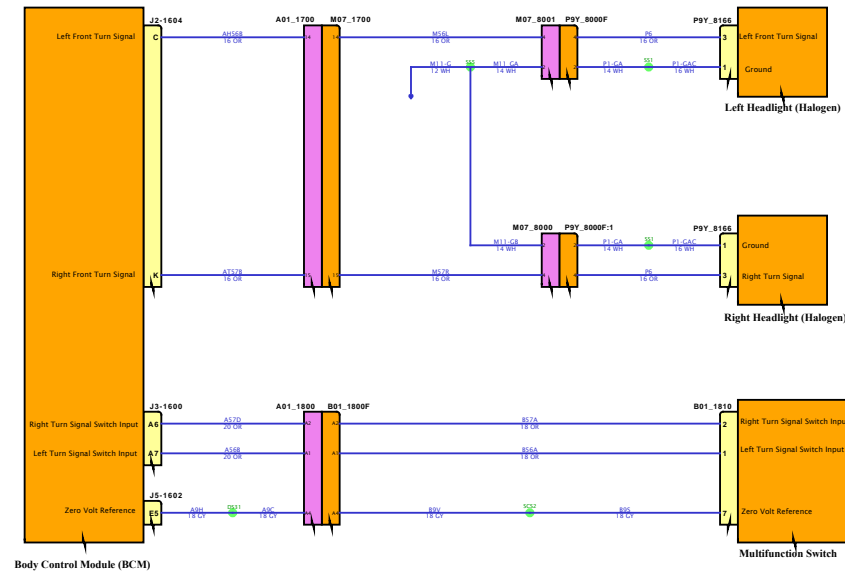


DESIGN DESCRIPTION

FEATURE CODES

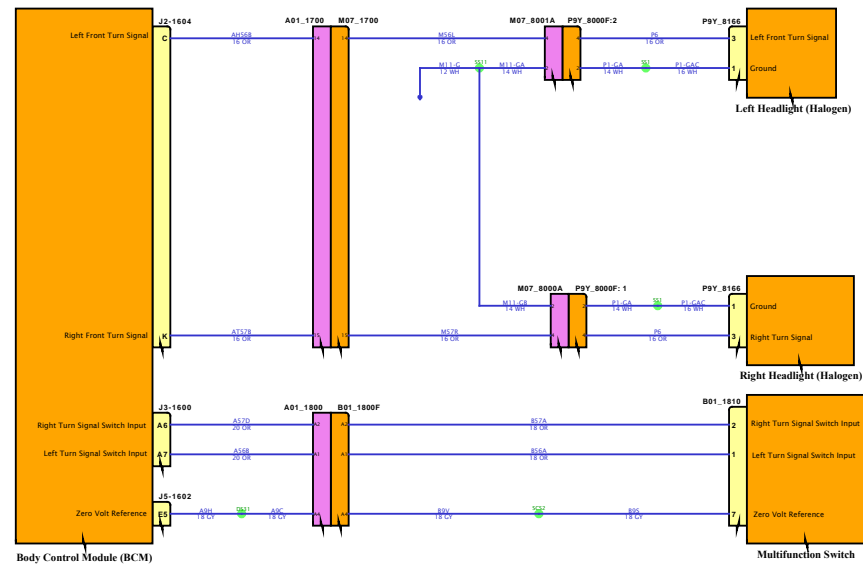
SOFTWARE FEATURE CODES





DESIGN DESCRIPTION

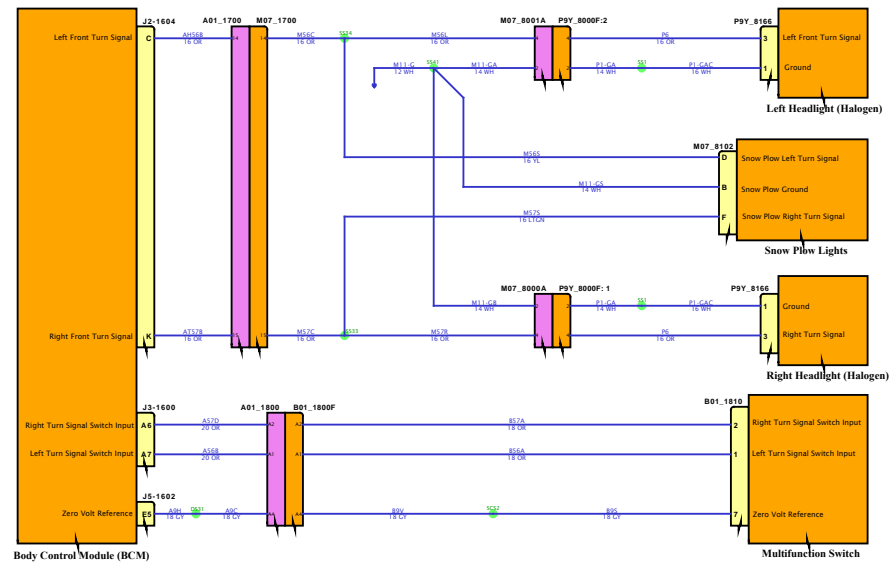
FEATURE CODES



SOFTWARE FEATURE CODES

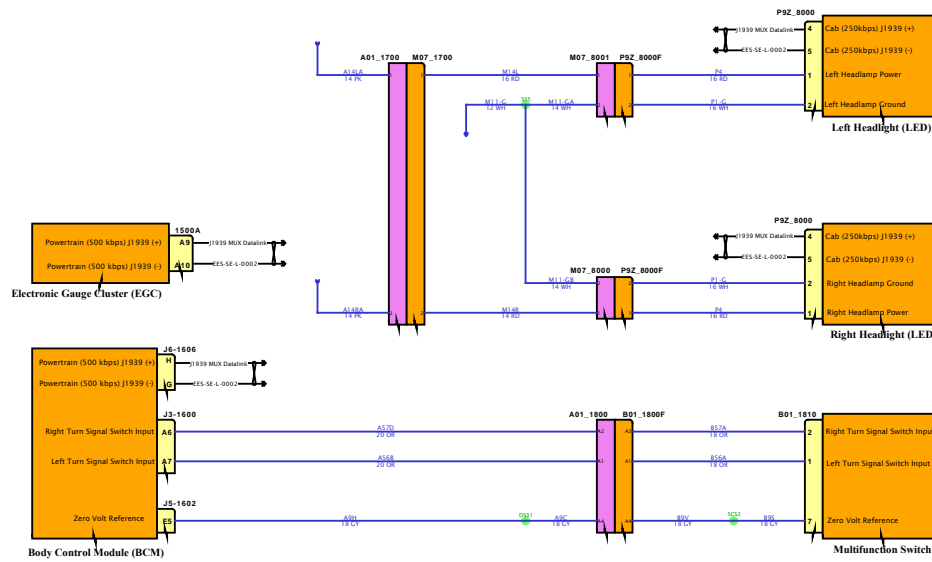
DESIGN DESCRIPTION

FEATURE CODES



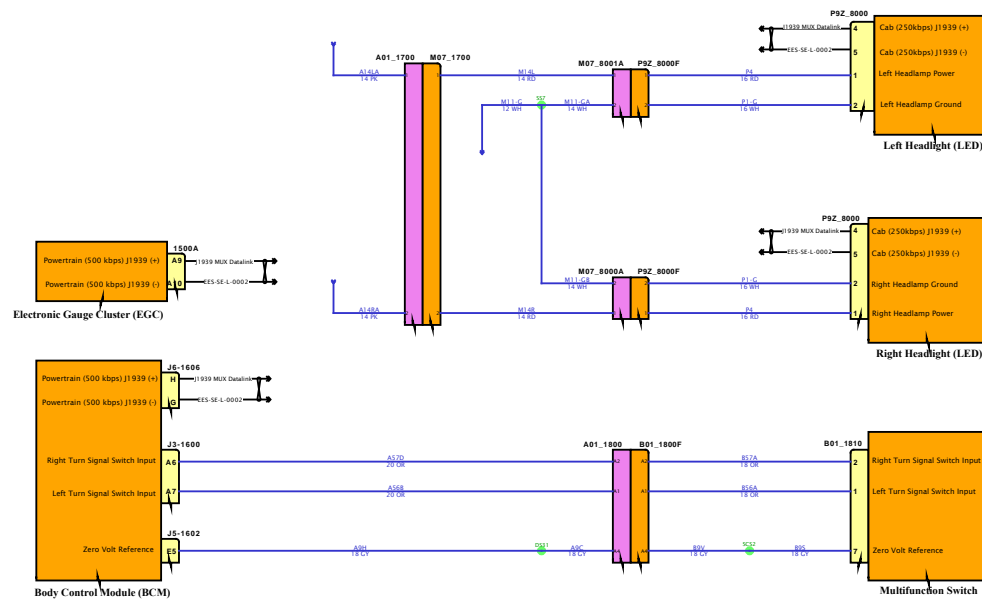
SOFTWARE FEATURE CODES





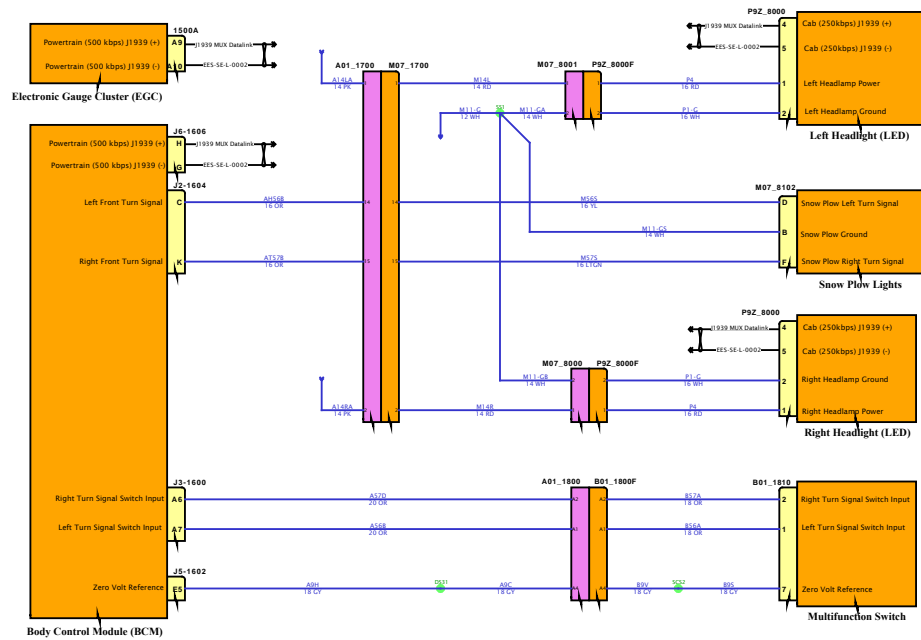
DESIGN DESCRIPTION

FEATURE CODES



SOFTWARE FEATURE CODES





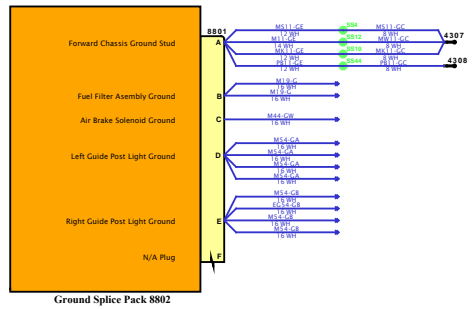
DESIGN DESCRIPTION

FEATURE CODES

SOFTWARE FEATURE CODES

DESIGN DESCRIPTION

FEATURE CODES



SOFTWARE FEATURE CODES



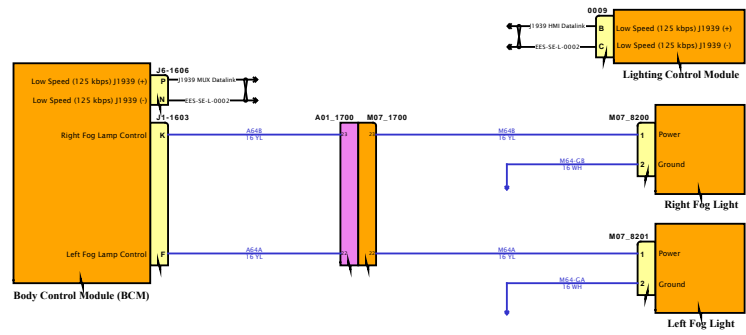
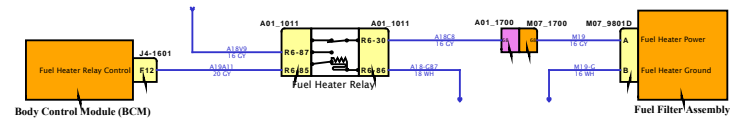


Diagram1

DESIGN DESCRIPTION

FEATURE CODES



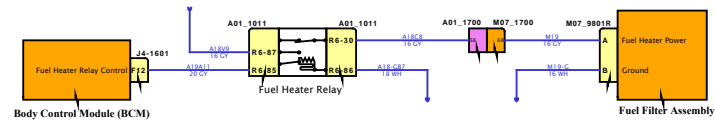
SOFTWARE FEATURE CODES



Diagram1

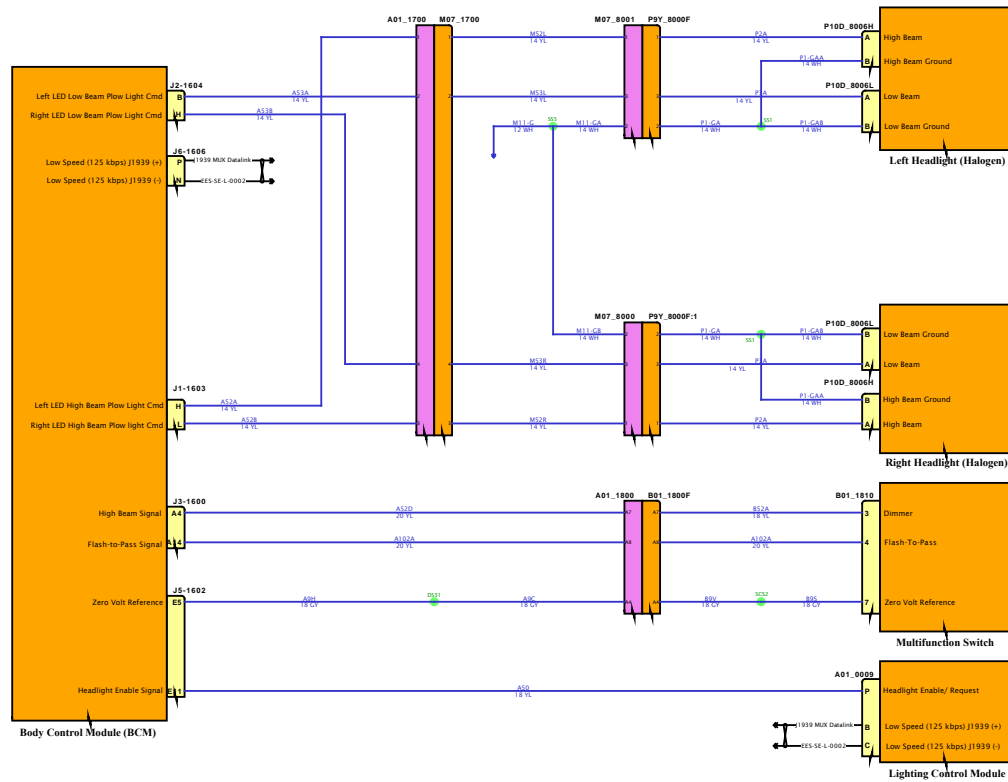
DESIGN DESCRIPTION

FEATURE CODES



SOFTWARE FEATURE CODES

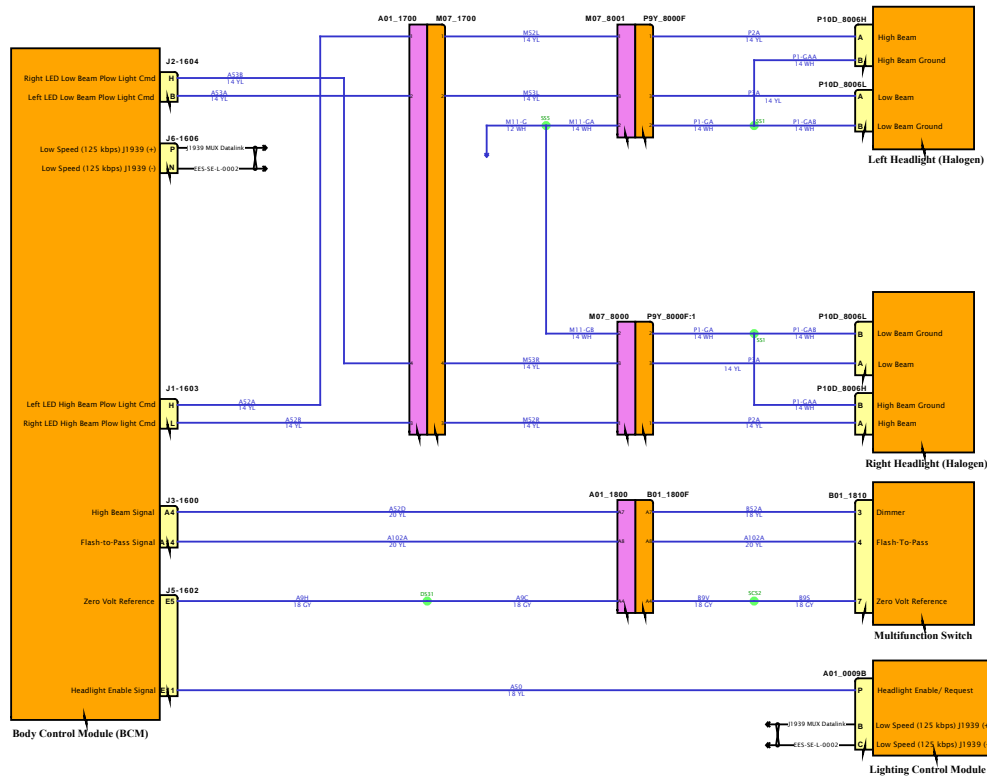




DESIGN DESCRIPTION

FEATURE CODES

SOFTWARE FEATURE CODES

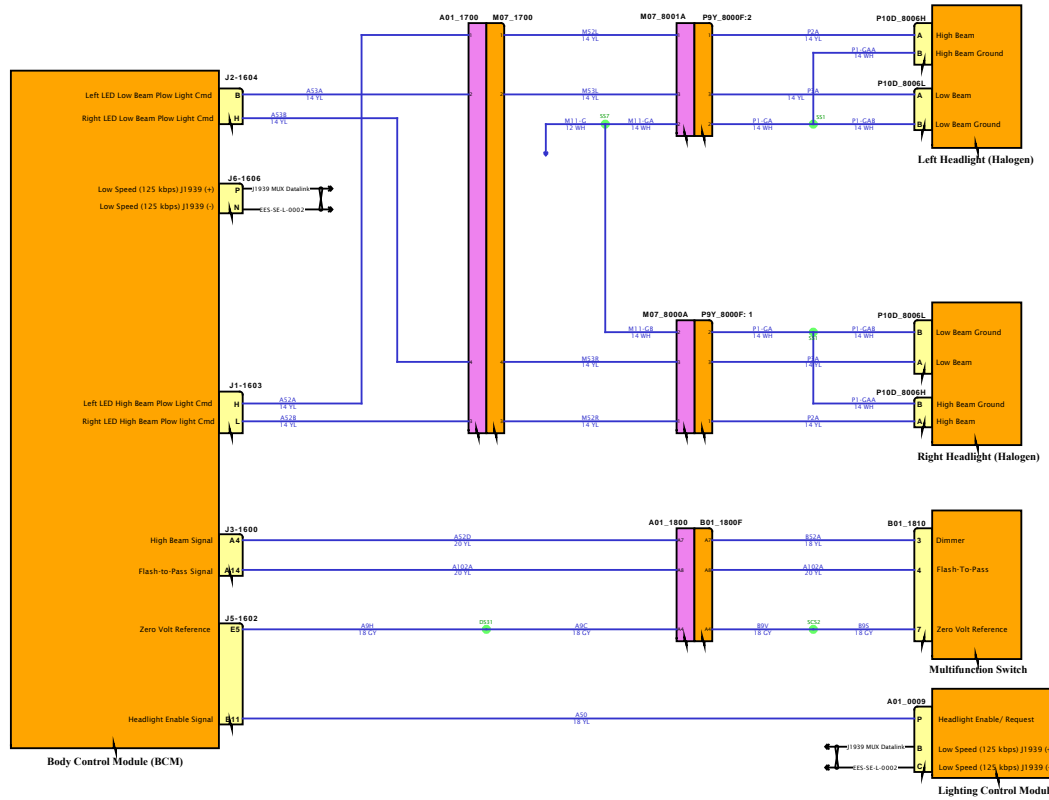


DESIGN DESCRIPTION

FEATURE CODES

SOFTWARE FEATURE CODES

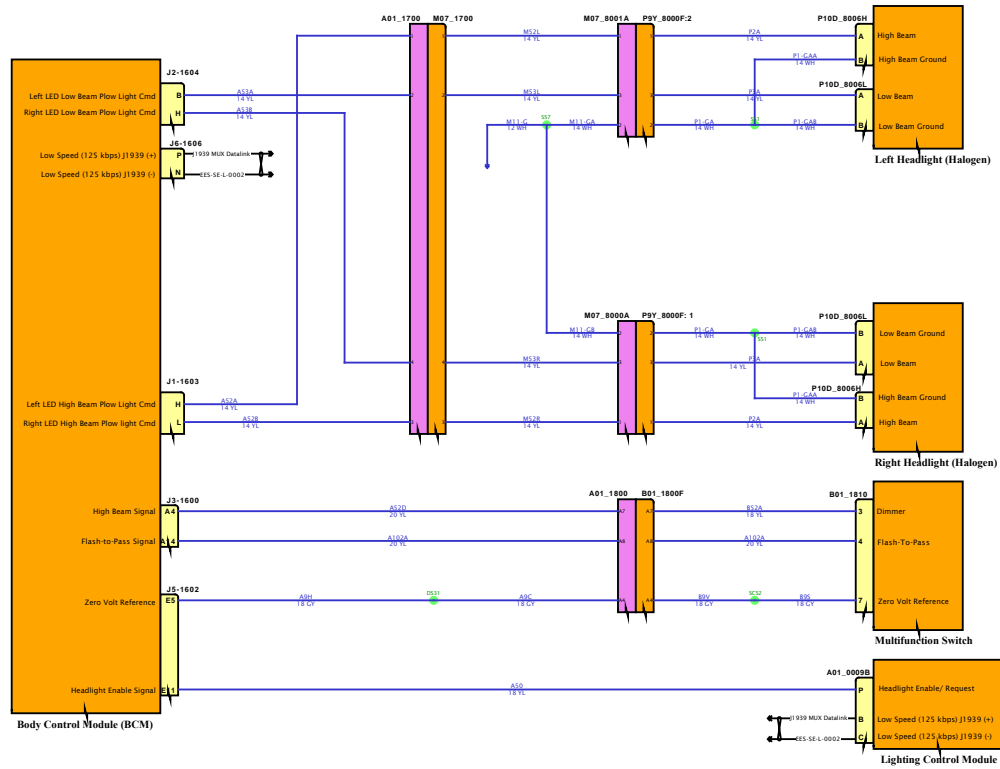




DESIGN DESCRIPTION

FEATURE CODES

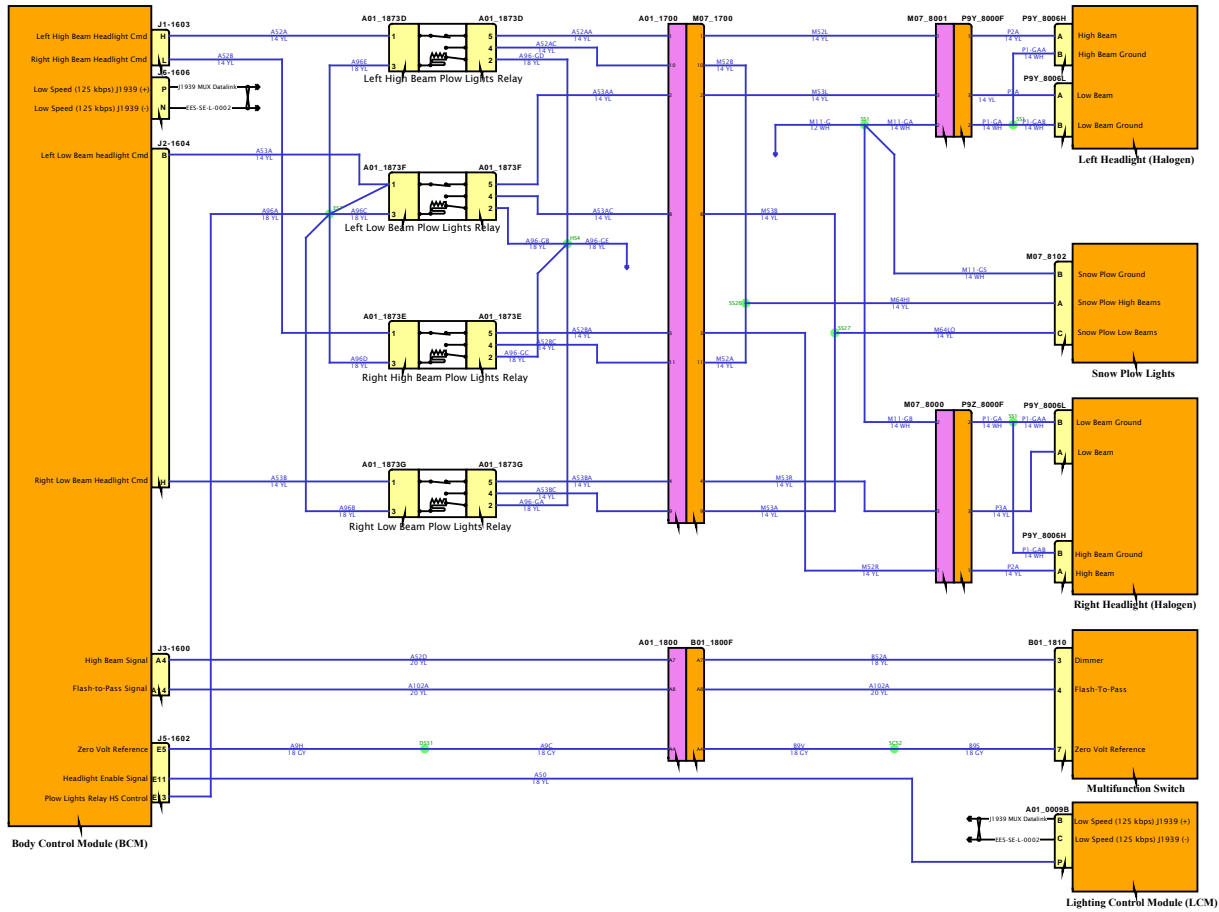
SOFTWARE FEATURE CODES



DESIGN DESCRIPTION

FEATURE CODES

SOFTWARE FEATURE CODES



DESIGN DESCRIPTION

FEATURE CODES

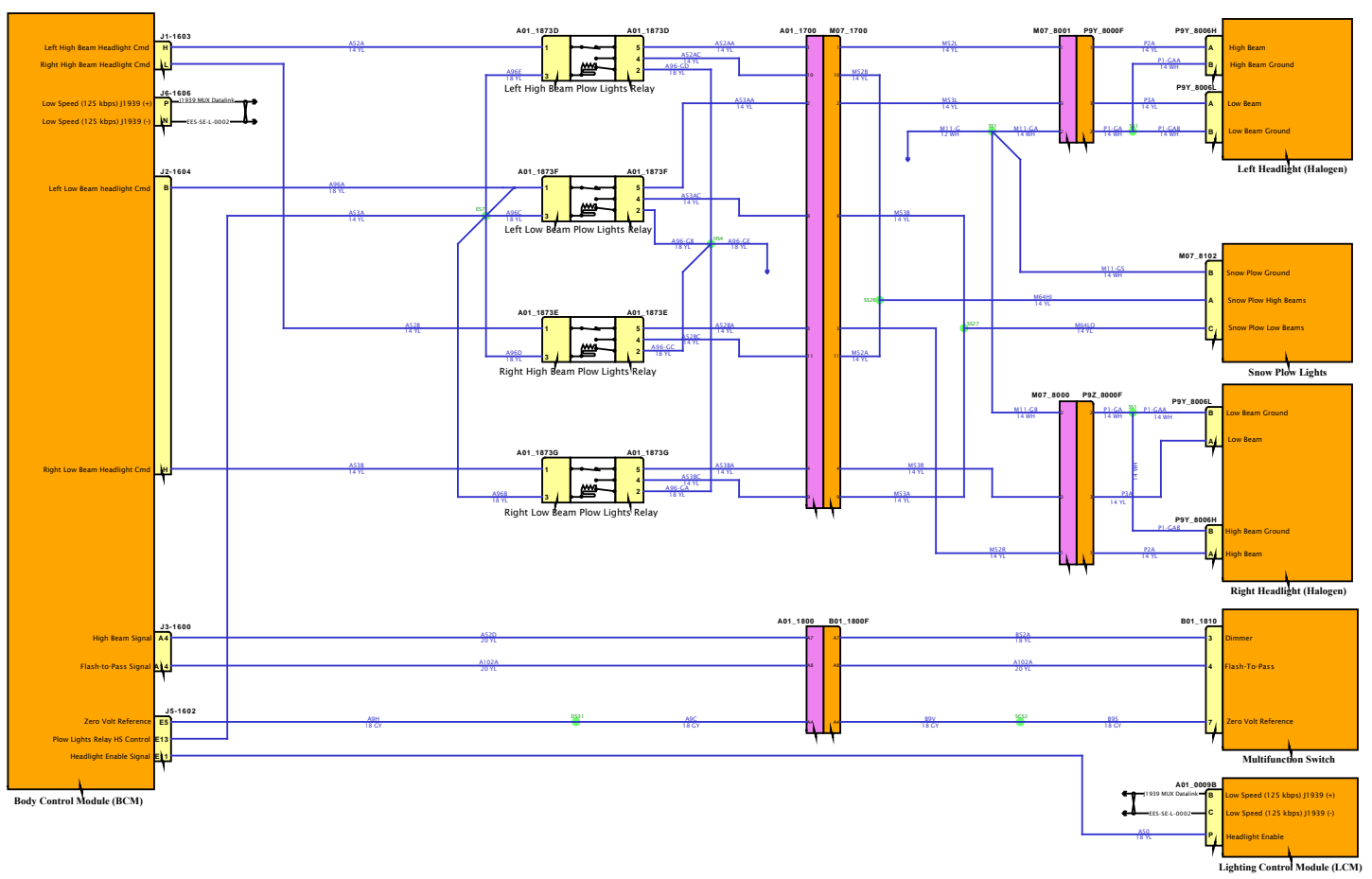
SOFTWARE FEATURE CODES



DESIGN DESCRIPTION

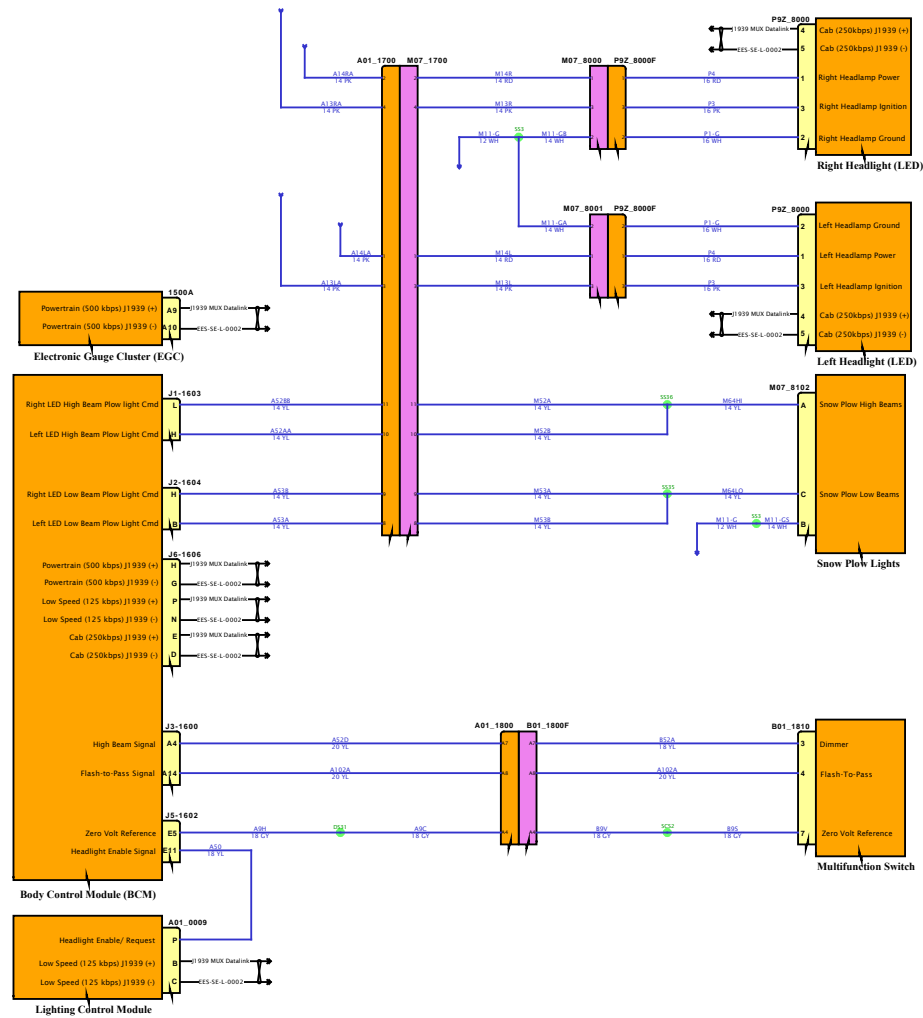
FEATURE CODES

SOFTWARE FEATURE CODES



DESIGN DESCRIPTION

FEATURE CODES



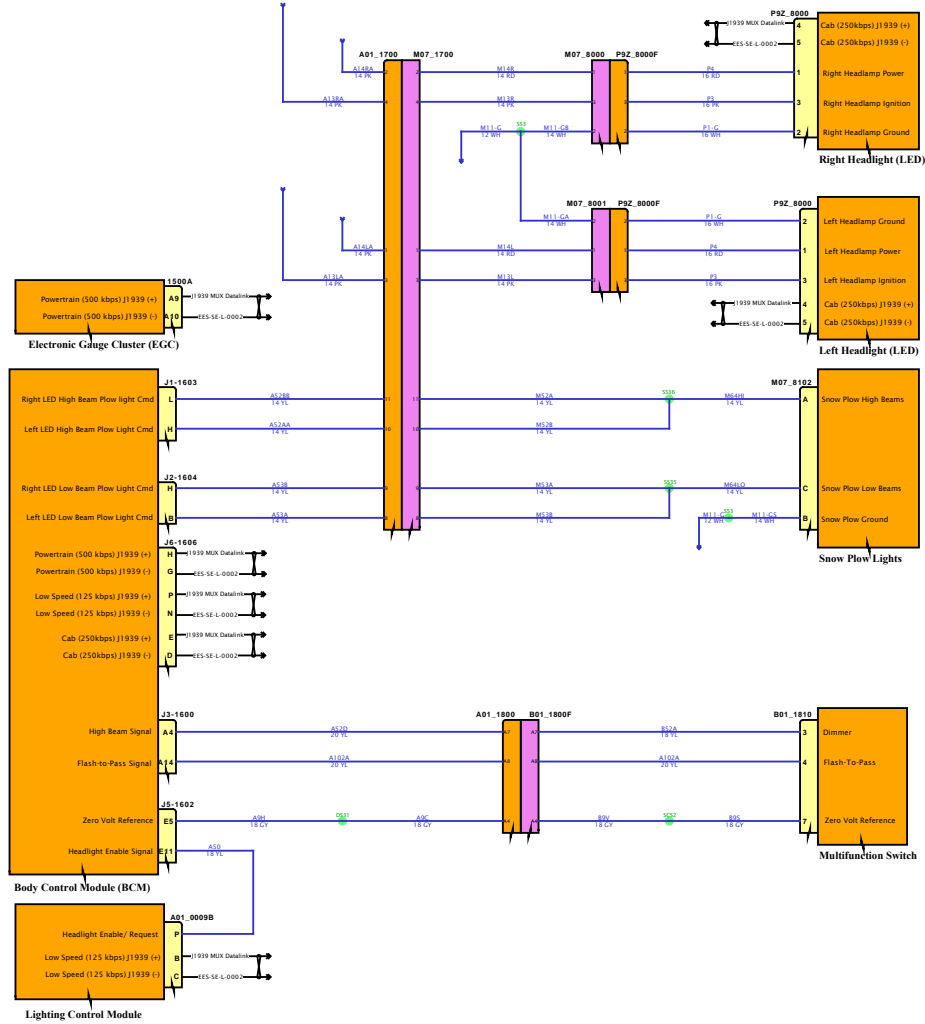
SOFTWARE FEATURE CODES

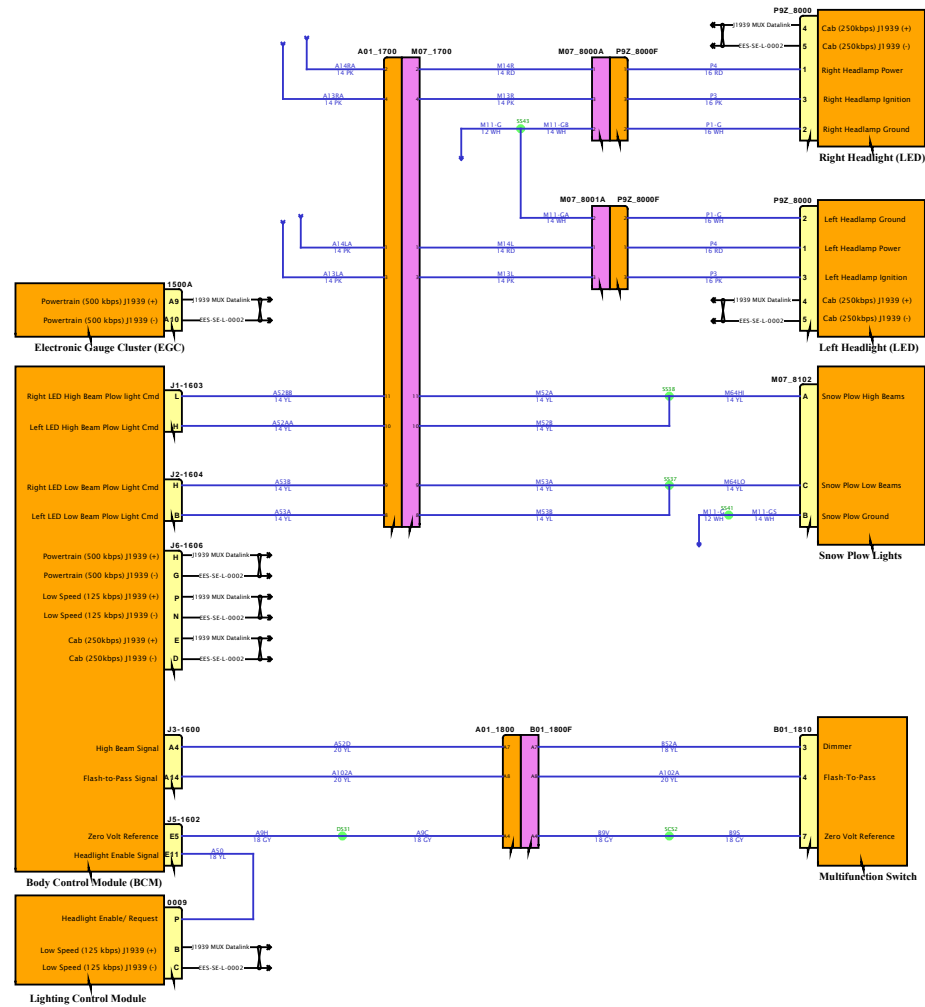


DESIGN DESCRIPTION

FEATURE CODES

SOFTWARE FEATURE CODES



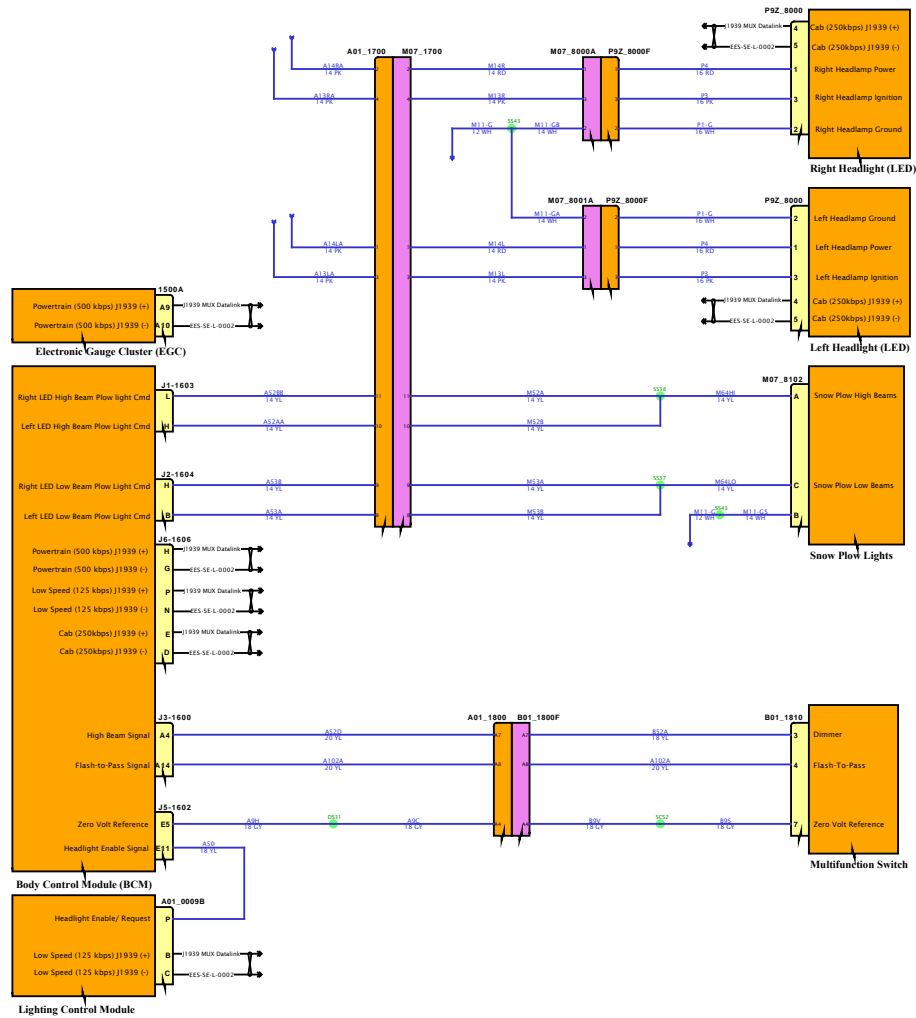


DESIGN DESCRIPTION

FEATURE CODES

SOFTWARE FEATURE CODES





DESIGN DESCRIPTION

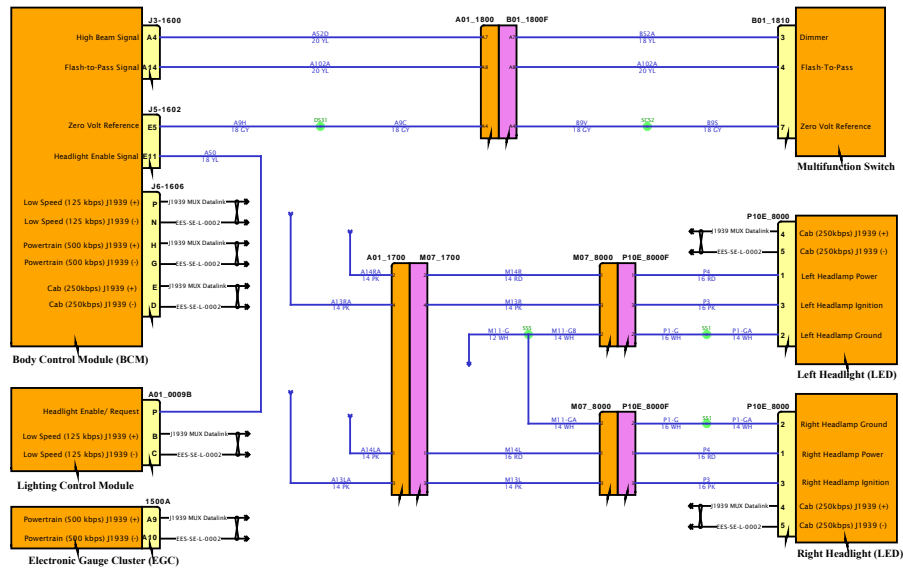
FEATURE CODES

SOFTWARE FEATURE CODES



DESIGN DESCRIPTION

FEATURE CODES

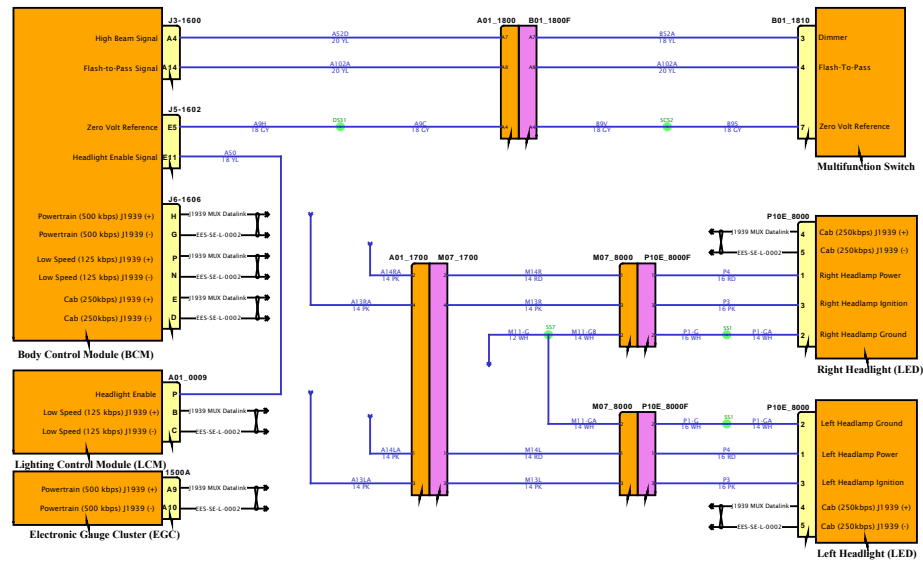


SOFTWARE FEATURE CODES



DESIGN DESCRIPTION

FEATURE CODES

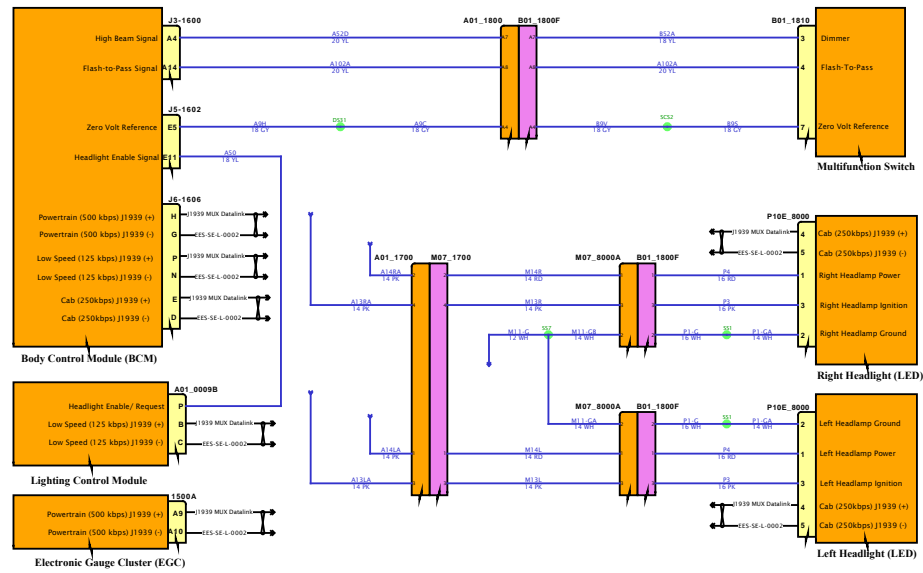


SOFTWARE FEATURE CODES



DESIGN DESCRIPTION

FEATURE CODES



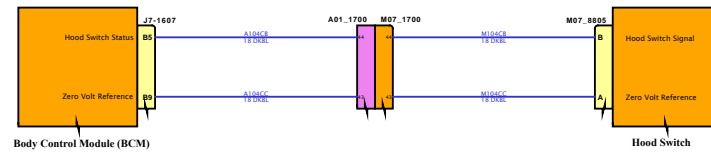
SOFTWARE FEATURE CODES



Diagram1

DESIGN DESCRIPTION

FEATURE CODES

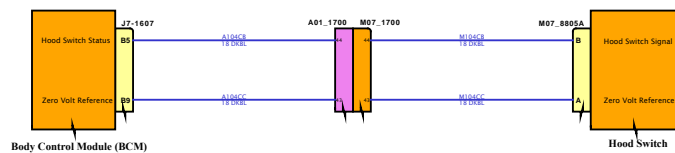


SOFTWARE FEATURE CODES



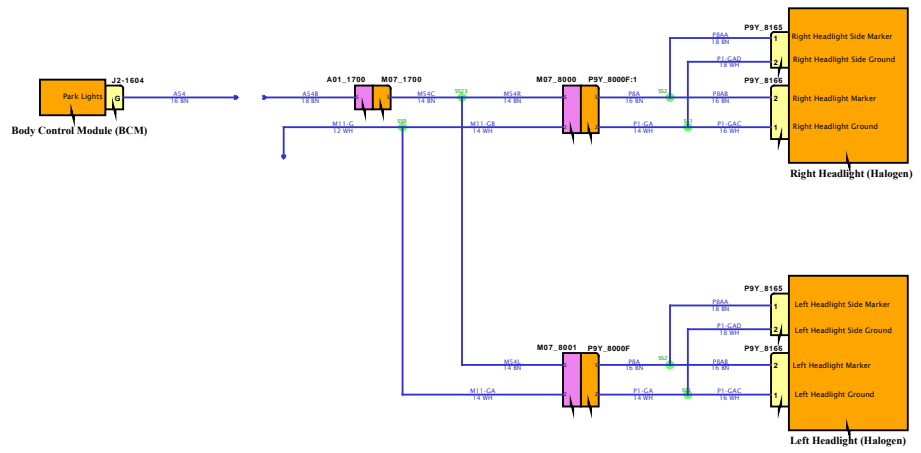
DESIGN DESCRIPTION

FEATURE CODES



SOFTWARE FEATURE CODES

Diagram1

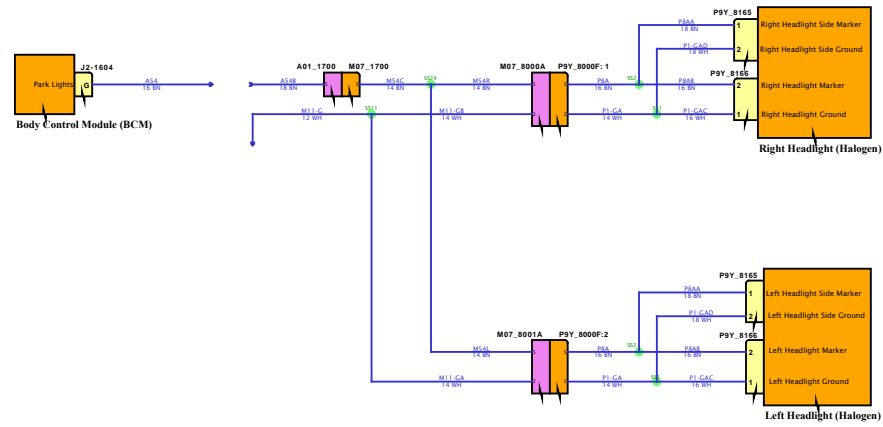


DESIGN DESCRIPTION

FEATURE CODES

SOFTWARE FEATURE CODES

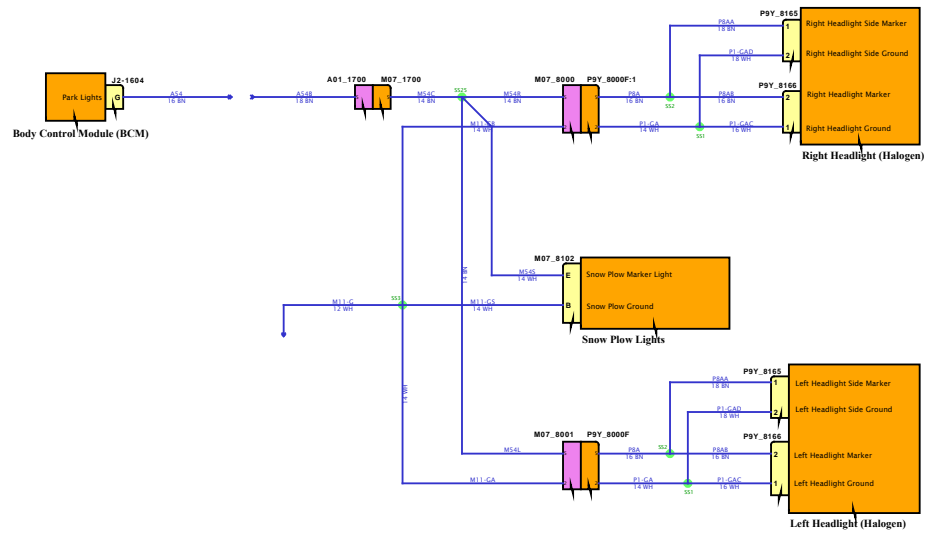




DESIGN DESCRIPTION

FEATURE CODES

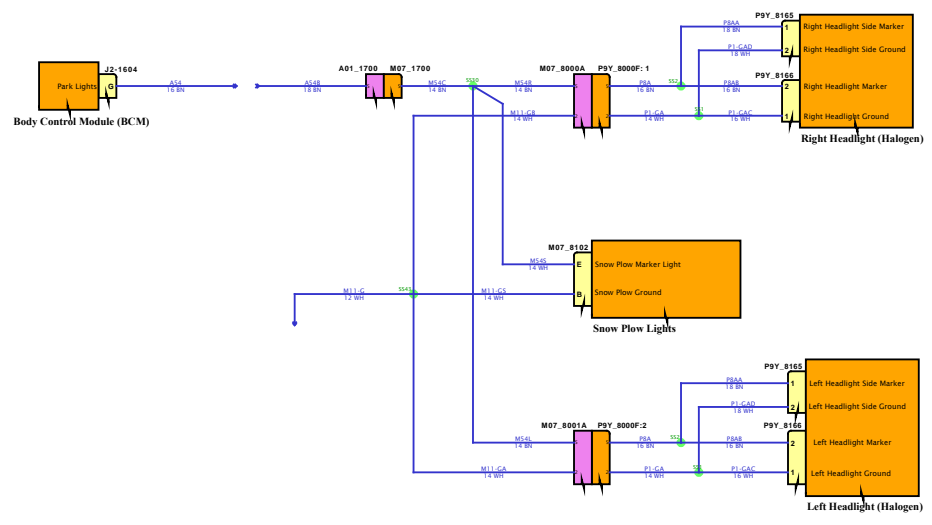
SOFTWARE FEATURE CODES



DESIGN DESCRIPTION

FEATURE CODES

SOFTWARE FEATURE CODES



DESIGN DESCRIPTION

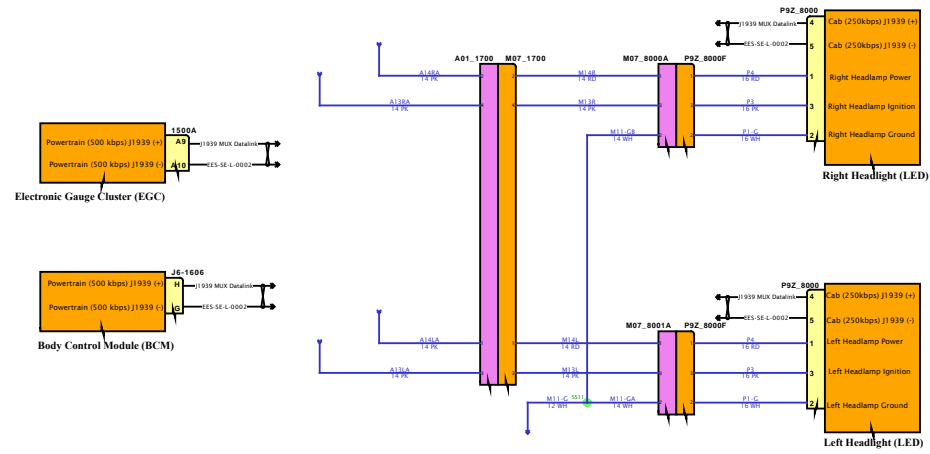
FEATURE CODES

SOFTWARE FEATURE CODES



DESIGN DESCRIPTION

FEATURE CODES

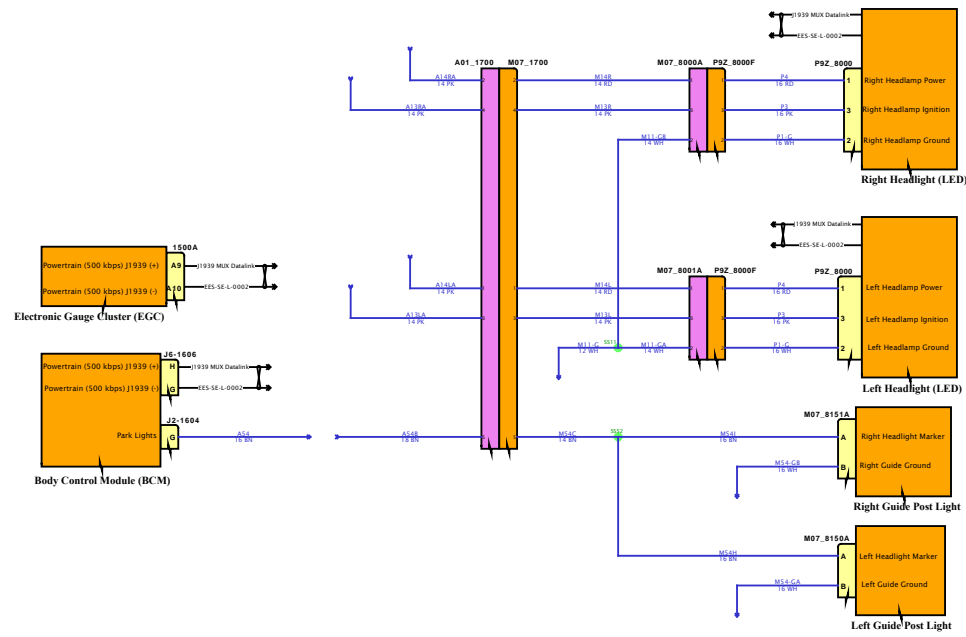


SOFTWARE FEATURE CODES



DESIGN DESCRIPTION

FEATURE CODES

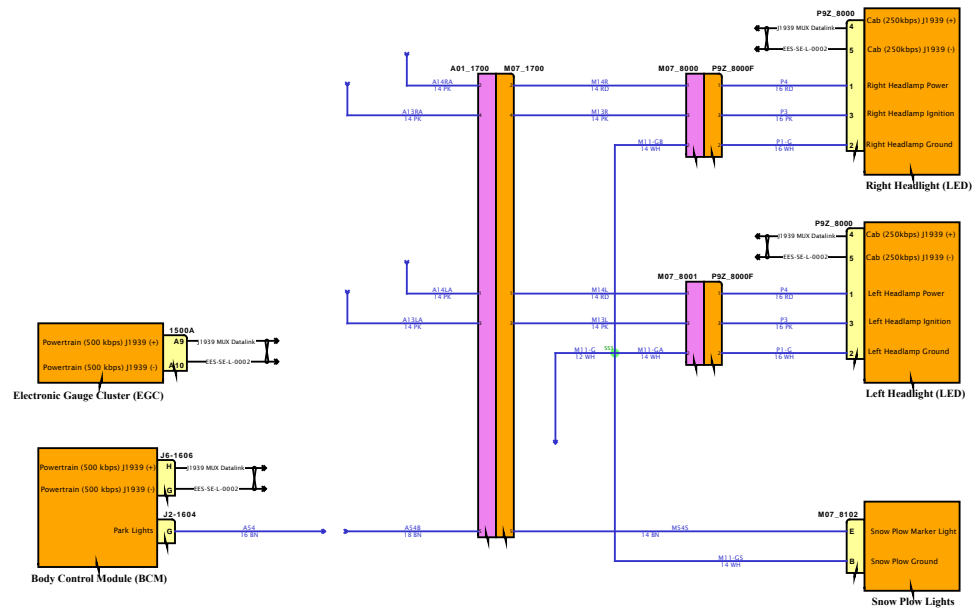


SOFTWARE FEATURE CODES



DESIGN DESCRIPTION

FEATURE CODES

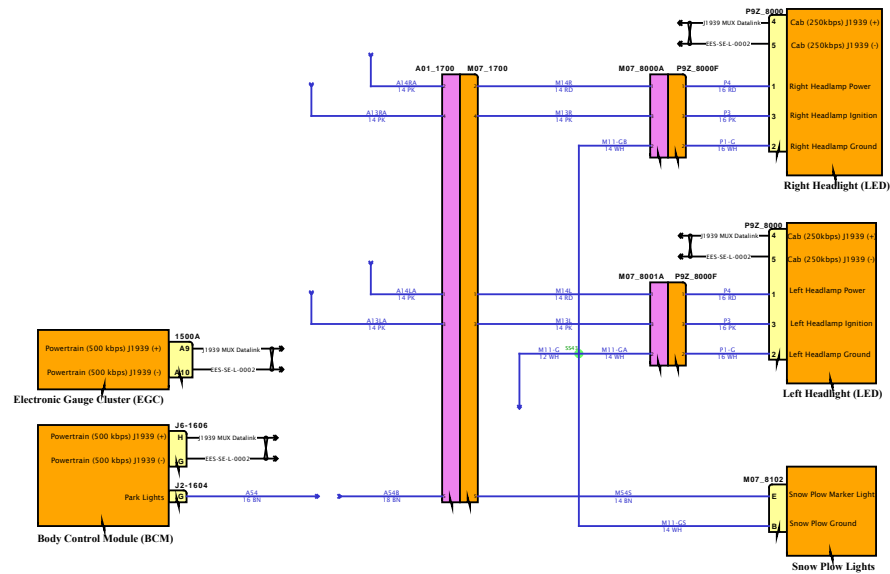


SOFTWARE FEATURE CODES



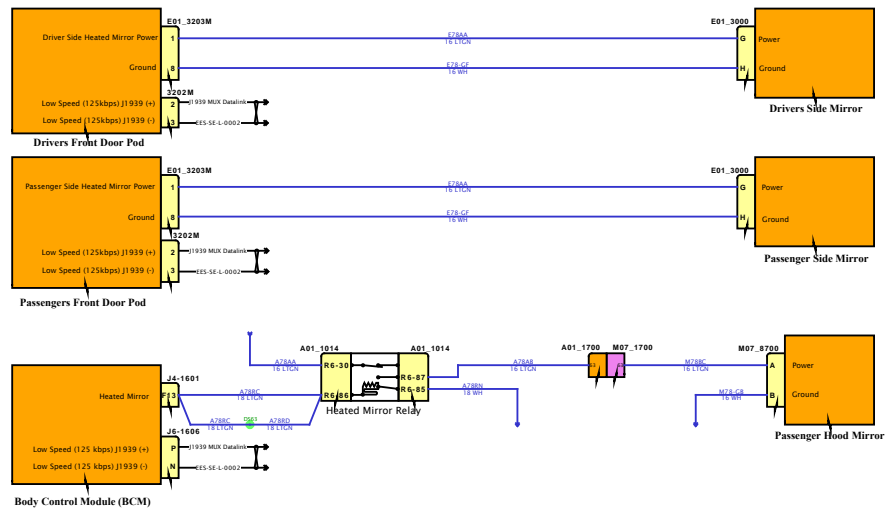
DESIGN DESCRIPTION

FEATURE CODES



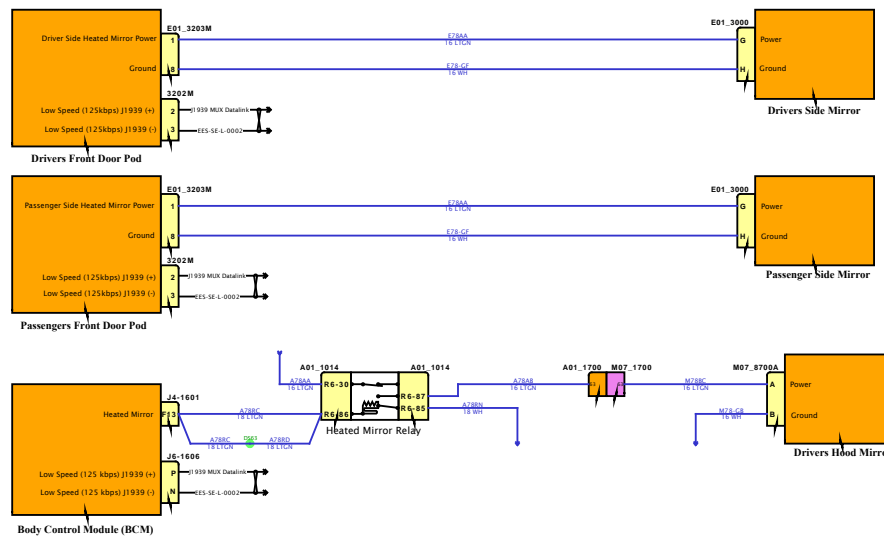
SOFTWARE FEATURE CODES





DESIGN DESCRIPTION

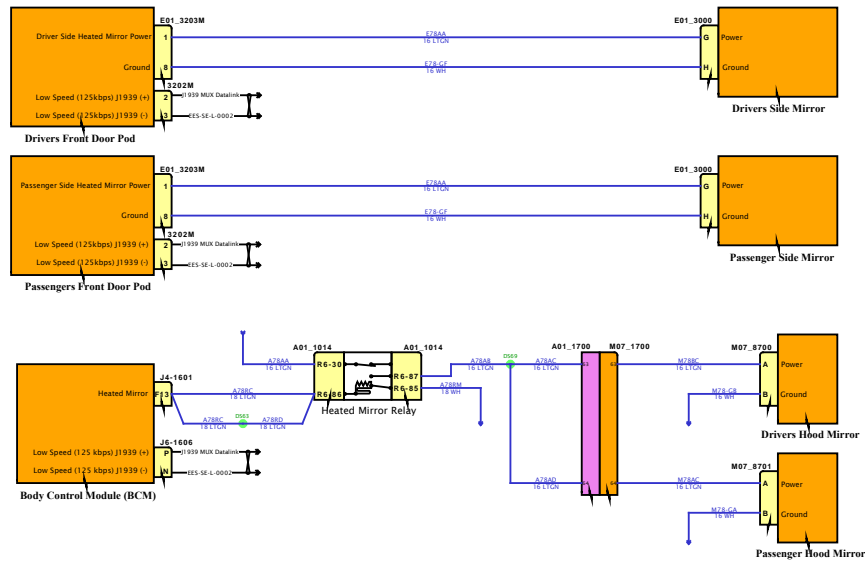
FEATURE CODES



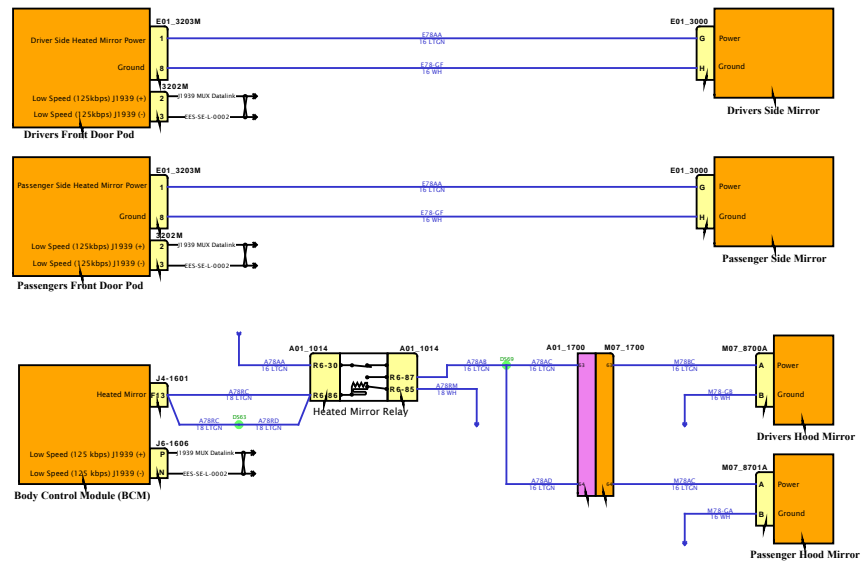
SOFTWARE FEATURE CODES

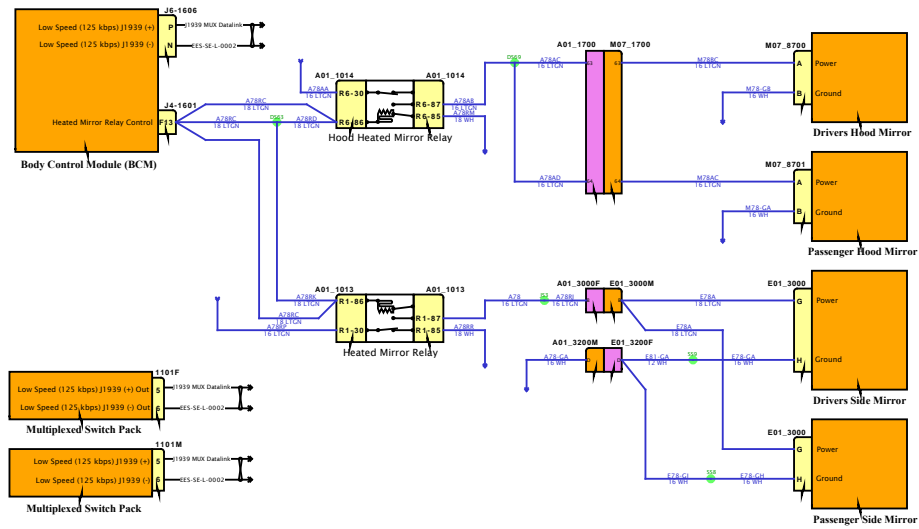
DESIGN DESCRIPTION

FEATURE CODES



SOFTWARE FEATURE CODES





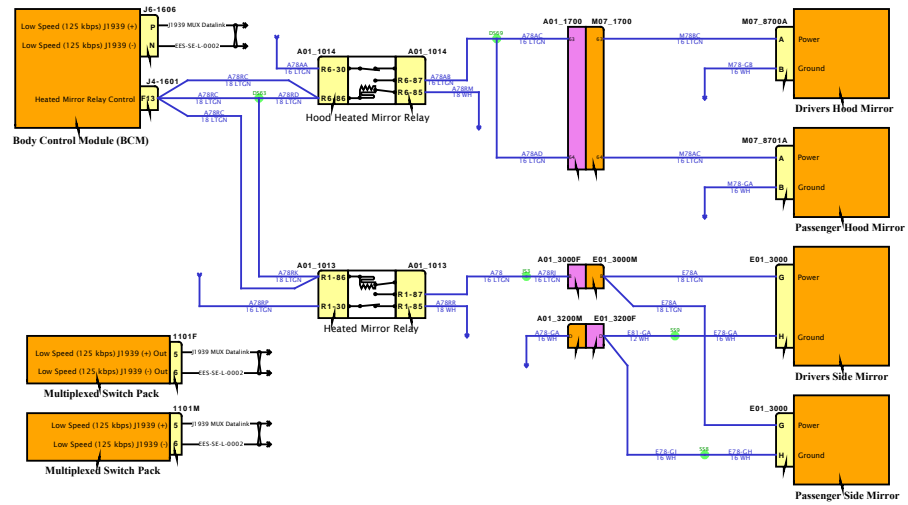
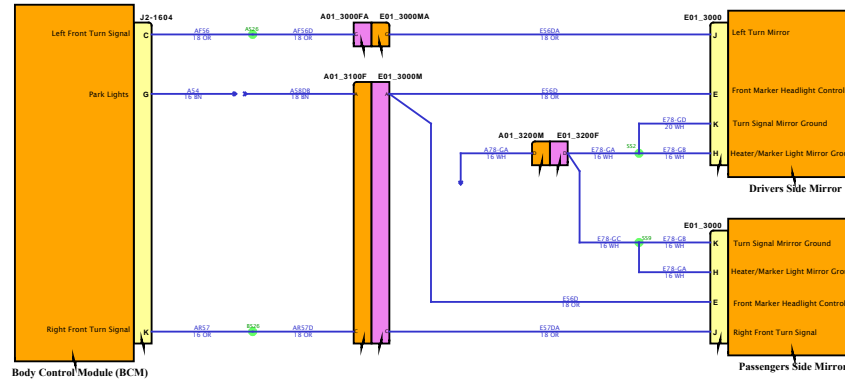


Diagram1



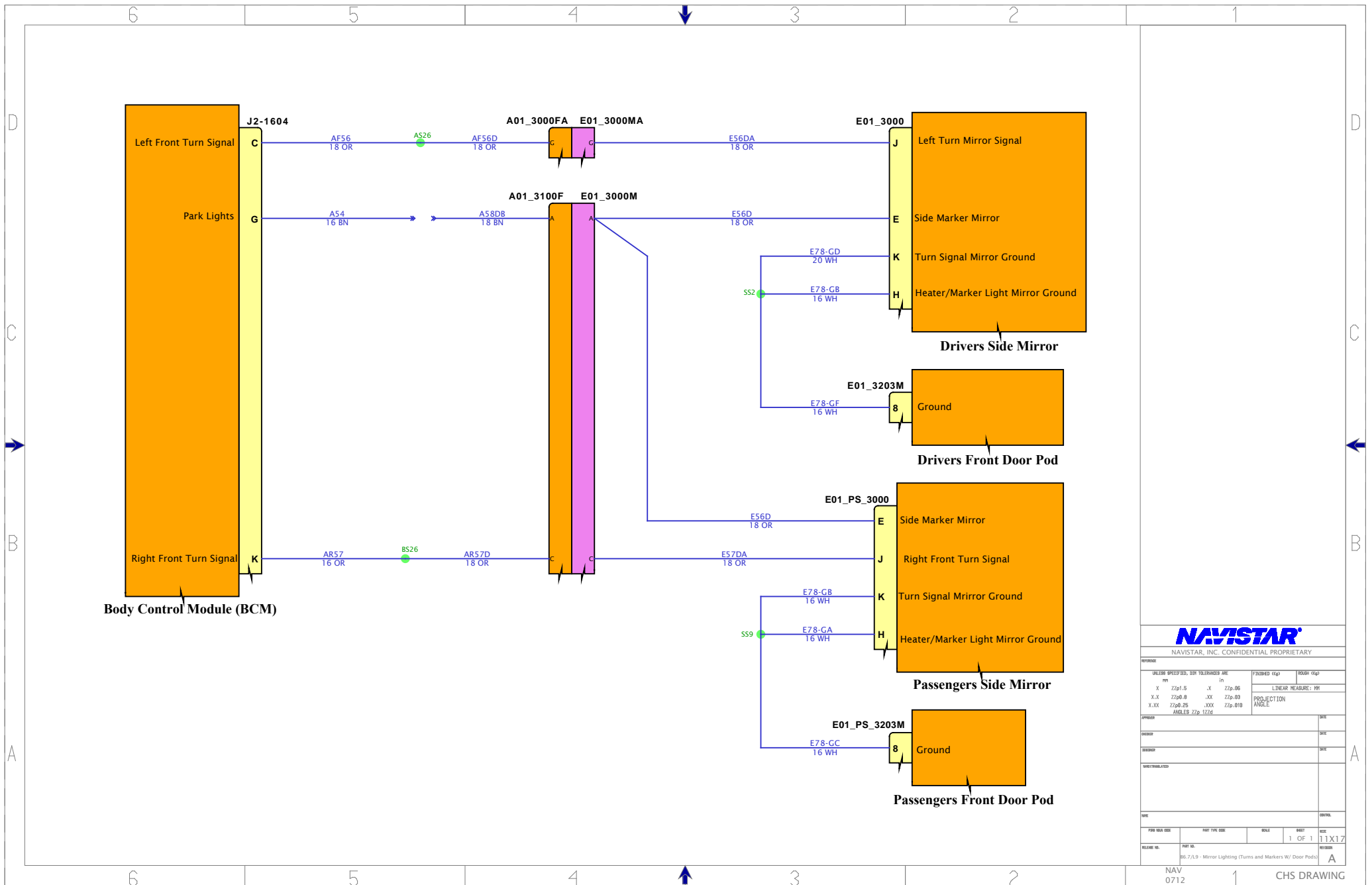
DESIGN DESCRIPTION

FEATURE CODES

SOFTWARE FEATURE CODES



Diagram1



NAVISTAR
NAVISTAR, INC. CONFIDENTIAL PROPRIETARY

UNLESS SPECIFIED, DIM TOLERANCES ARE:		FINISHED (Cp)	ROUGH (Cp)
mm		in	
X	22p1.5	.X	22p.00
X.X	22p0.8	.XX	22p.03
X.XX	22p0.25	.XXX	22p.019
	ANGLES 22p.1224		

PROJECTION ANGLE

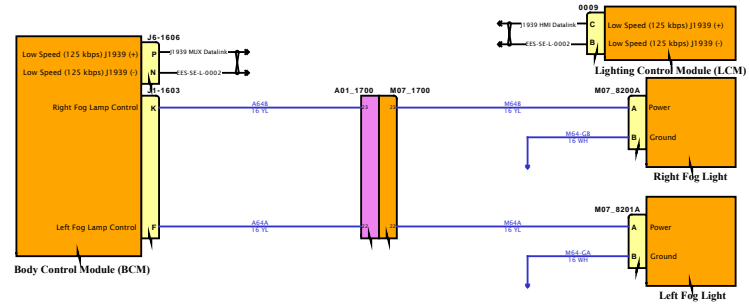
DATE	DESCRIPTION	BY	CHK

FORM NO. 000	PART TYPE CODE	SCALE	SHEET	REV
			1 OF 1	11X17
RELEASE NO.	PART NO.			
	35.7719 - Mirror Lighting (Turns and Markers W/ Door Pods)			

NAV 0712 1 CHS DRAWING

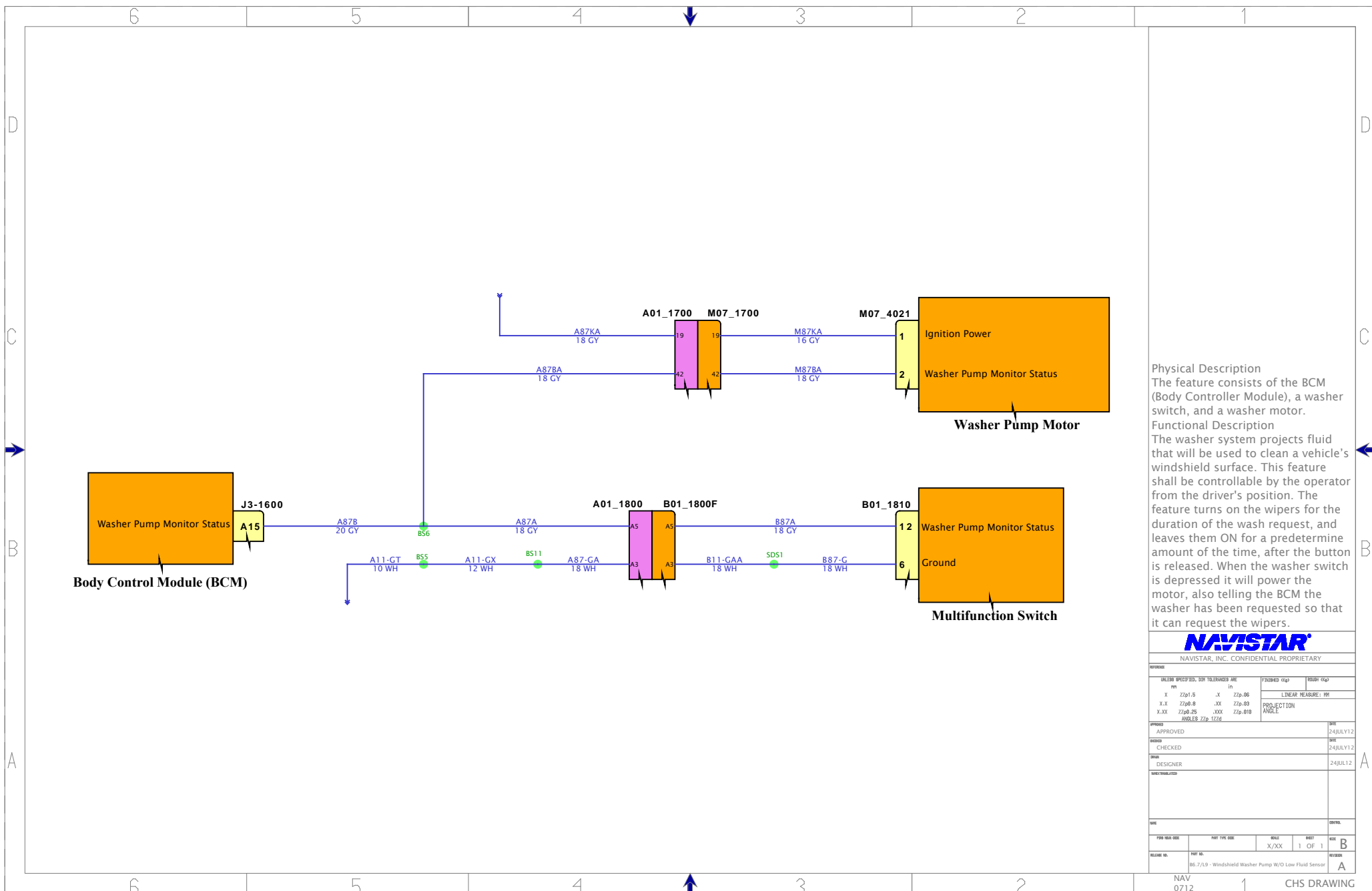
DESIGN DESCRIPTION

FEATURE CODES



SOFTWARE FEATURE CODES

Diagram1



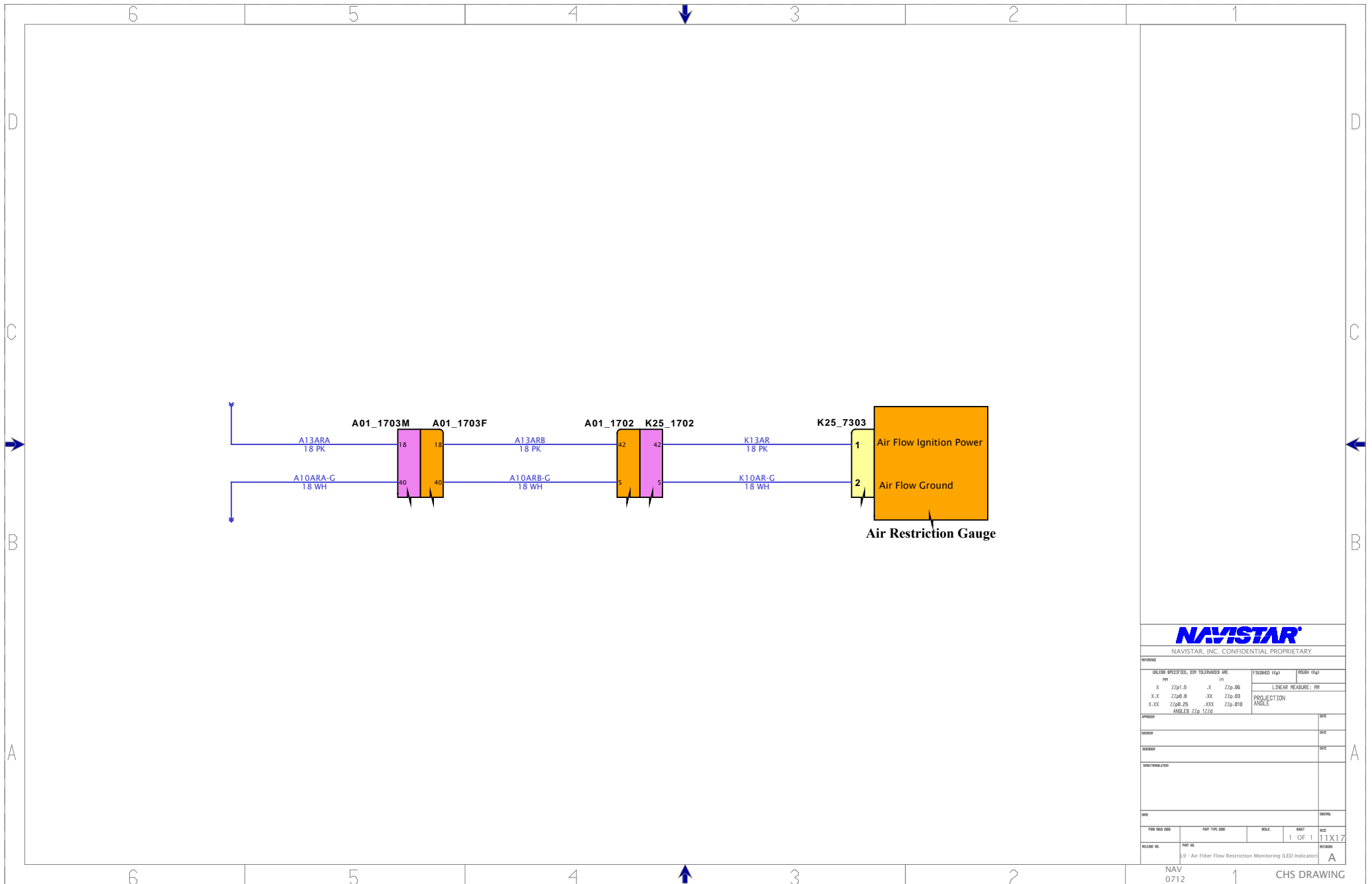
Physical Description
 The feature consists of the BCM (Body Controller Module), a washer switch, and a washer motor.

Functional Description
 The washer system projects fluid that will be used to clean a vehicle's windshield surface. This feature shall be controllable by the operator from the driver's position. The feature turns on the wipers for the duration of the wash request, and leaves them ON for a predetermine amount of the time, after the button is released. When the washer switch is depressed it will power the motor, also telling the BCM the washer has been requested so that it can request the wipers.



NAVISTAR, INC. CONFIDENTIAL PROPRIETARY			
UNLESS SPECIFIED, DIM TOLERANCES ARE:		FINISHED (Cp)	ROUGH (Cp)
X	22p1.5	.X	22p.00
X.X	22p6.8	.XX	22p.03
X.XX	22p8.25	.XXX	22p.019
	ANGLES 22p.1224	LINEAR MEASURE: MM PROJECTION ANGLE	
APPROVED			DATE 24JULY12
DESIGNED			DATE 24JULY12
CHECKED			
DESIGNER			DATE 24JUL12
PART NO. 86-719 - Windshield Washer Pump W/O Low Fluid Sensor			REV. A
NAV 0712			CHS DRAWING

Diagram1



NAVISTAR
NAVISTAR, INC. CONFIDENTIAL PROPRIETARY

UNLESS SPECIFIED, DIM TOLERANCES ARE		FINISHED (Gp)	ROUGH (Gp)
X	22p1.5	.X	22p.00
X.X	22p0.8	.XX	22p.03
X.XX	22p0.25	.XXX	22p.019
	ANGLES 22p.1224		

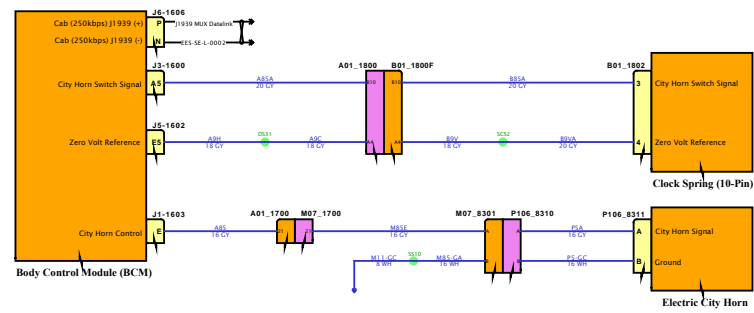
DESIGNED	DATE
DRAWN	DATE
CHECKED	DATE
APPROVED	DATE
DATE	CONTROL

FORM NO. 000	PART TYPE CODE	SCALE	SHEET	SIZE
RELEASE NO.	PART NO.		1 OF 1	11X17
	L9 - Air Filter Flow Restriction Monitoring (LED Indicator)			REVISION
				A

NAV 0712 1 CHS DRAWING

DESIGN DESCRIPTION

FEATURE CODES

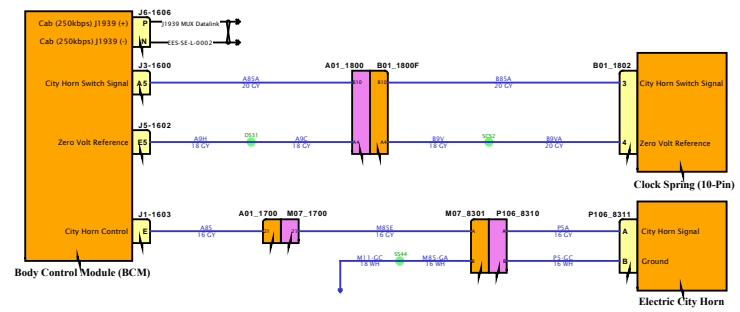


SOFTWARE FEATURE CODES



DESIGN DESCRIPTION

FEATURE CODES

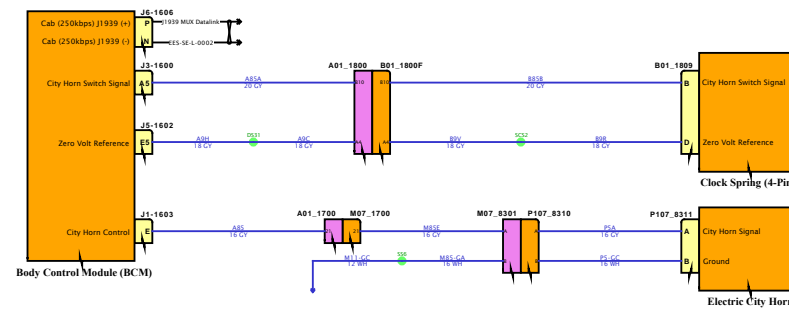


SOFTWARE FEATURE CODES



DESIGN DESCRIPTION

FEATURE CODES

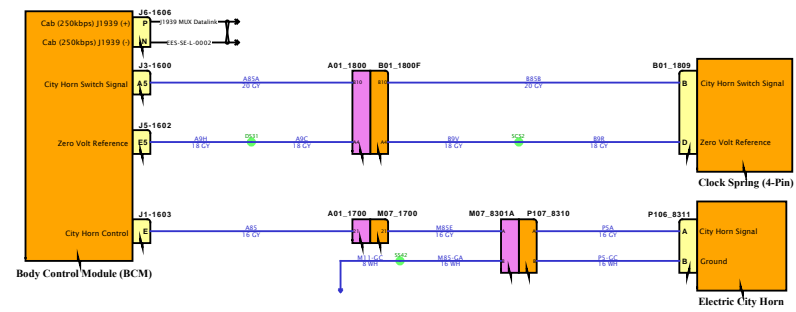


SOFTWARE FEATURE CODES



DESIGN DESCRIPTION

FEATURE CODES



SOFTWARE FEATURE CODES



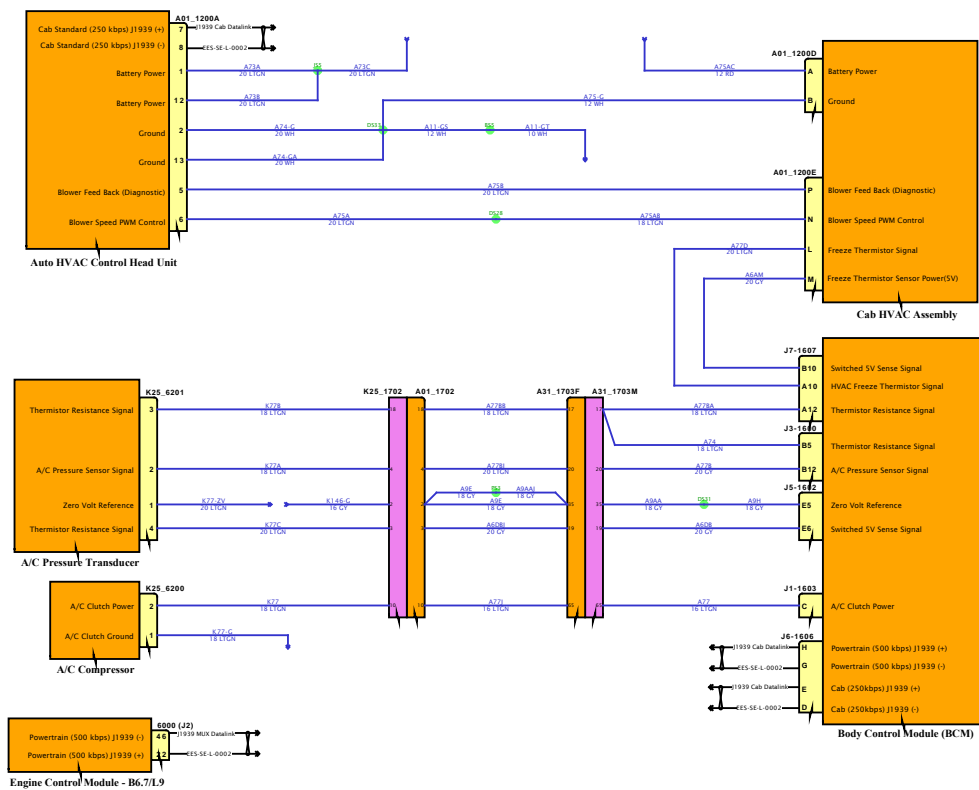
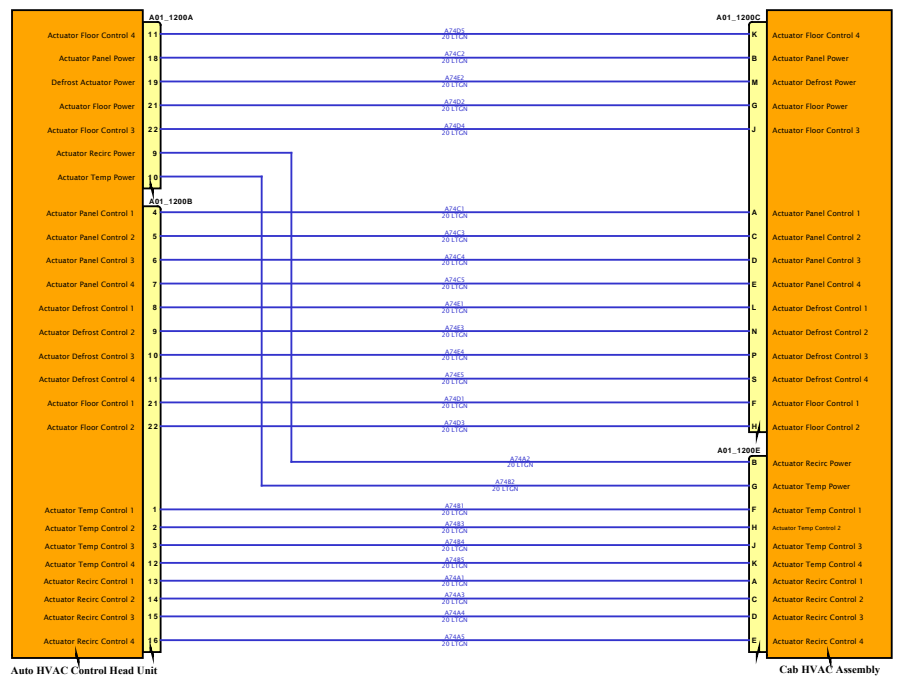


Diagram2 - Actuators



DESIGN DESCRIPTION

FEATURE CODES


SOFTWARE FEATURE CODES



Diagram3 - Sensors

DESIGN DESCRIPTION

FEATURE CODES



SOFTWARE FEATURE CODES



DESIGN DESCRIPTION

FEATURE CODES

SOFTWARE FEATURE CODES

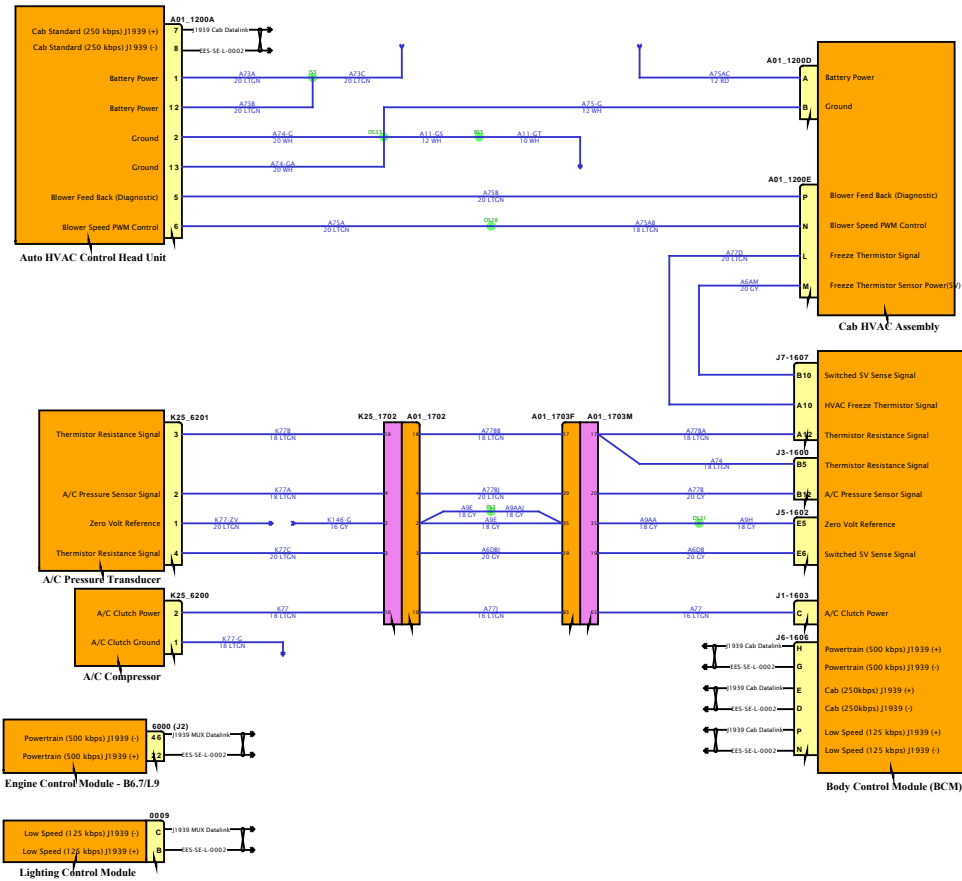
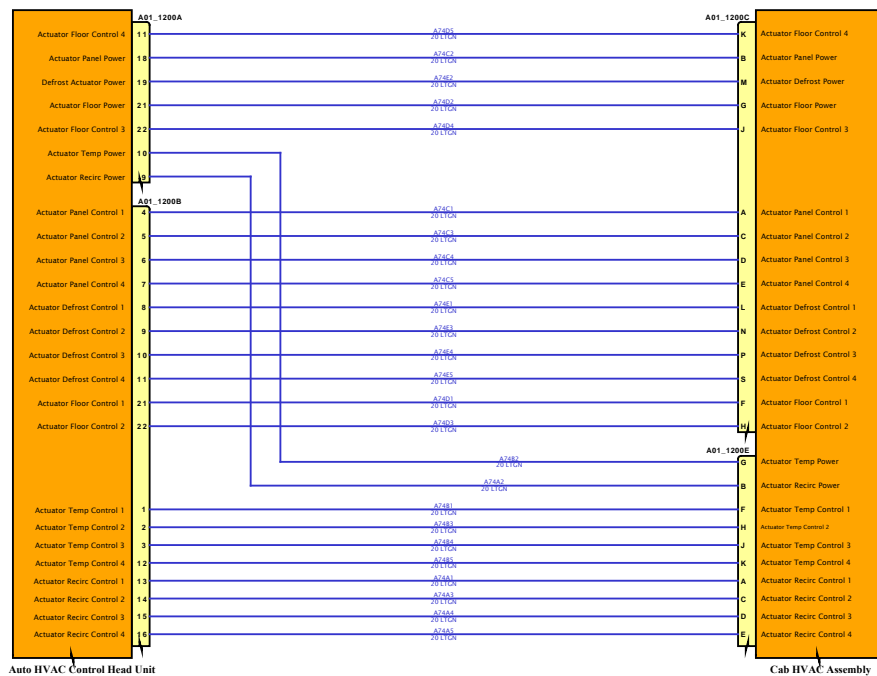


Diagram2 - Actuators



DESIGN DESCRIPTION

FEATURE CODES

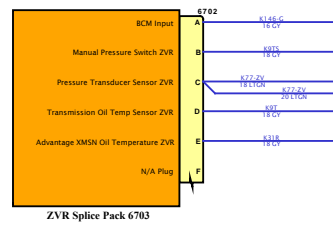
SOFTWARE FEATURE CODES



Diagram1

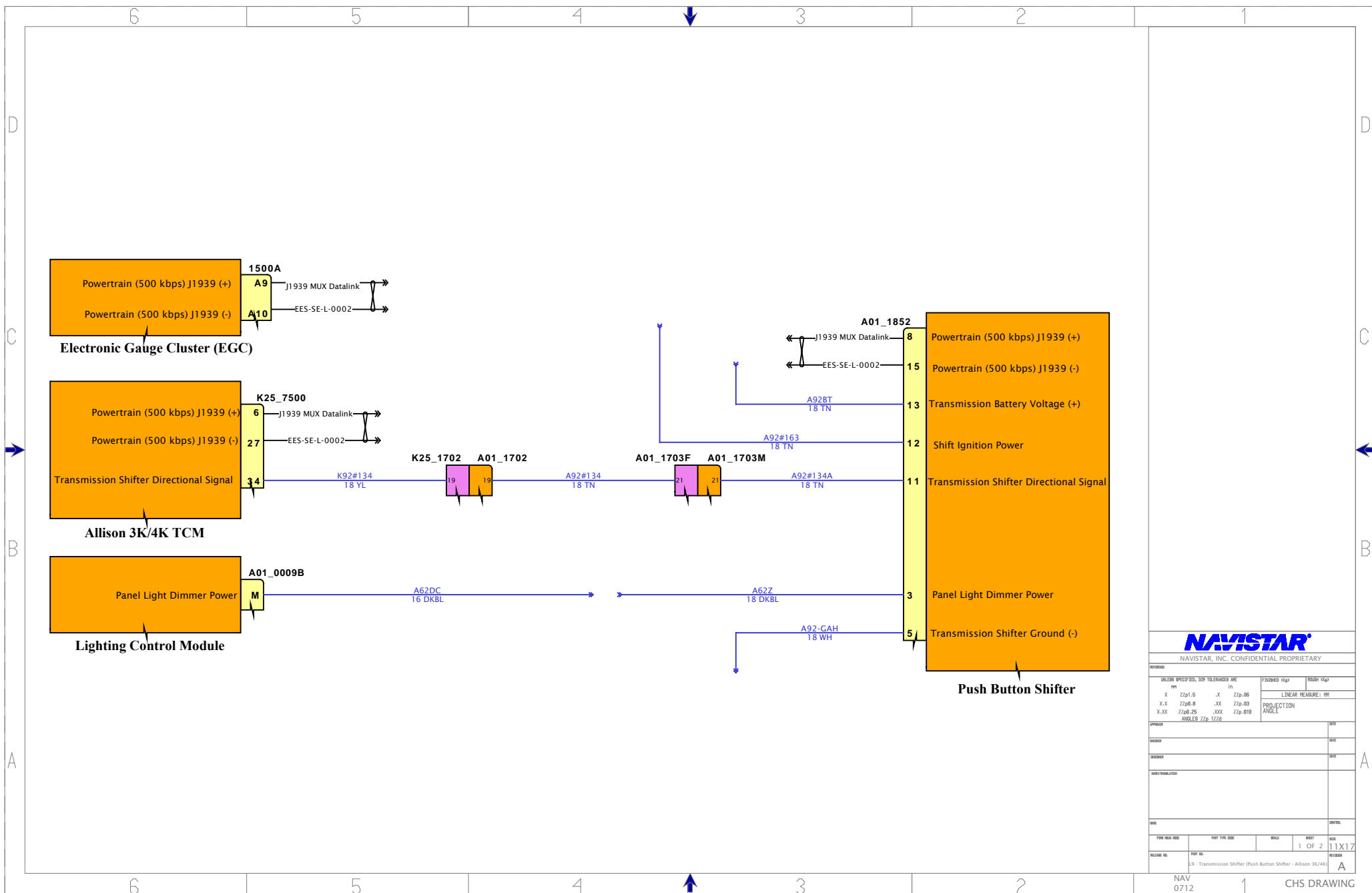
DESIGN DESCRIPTION

FEATURE CODES



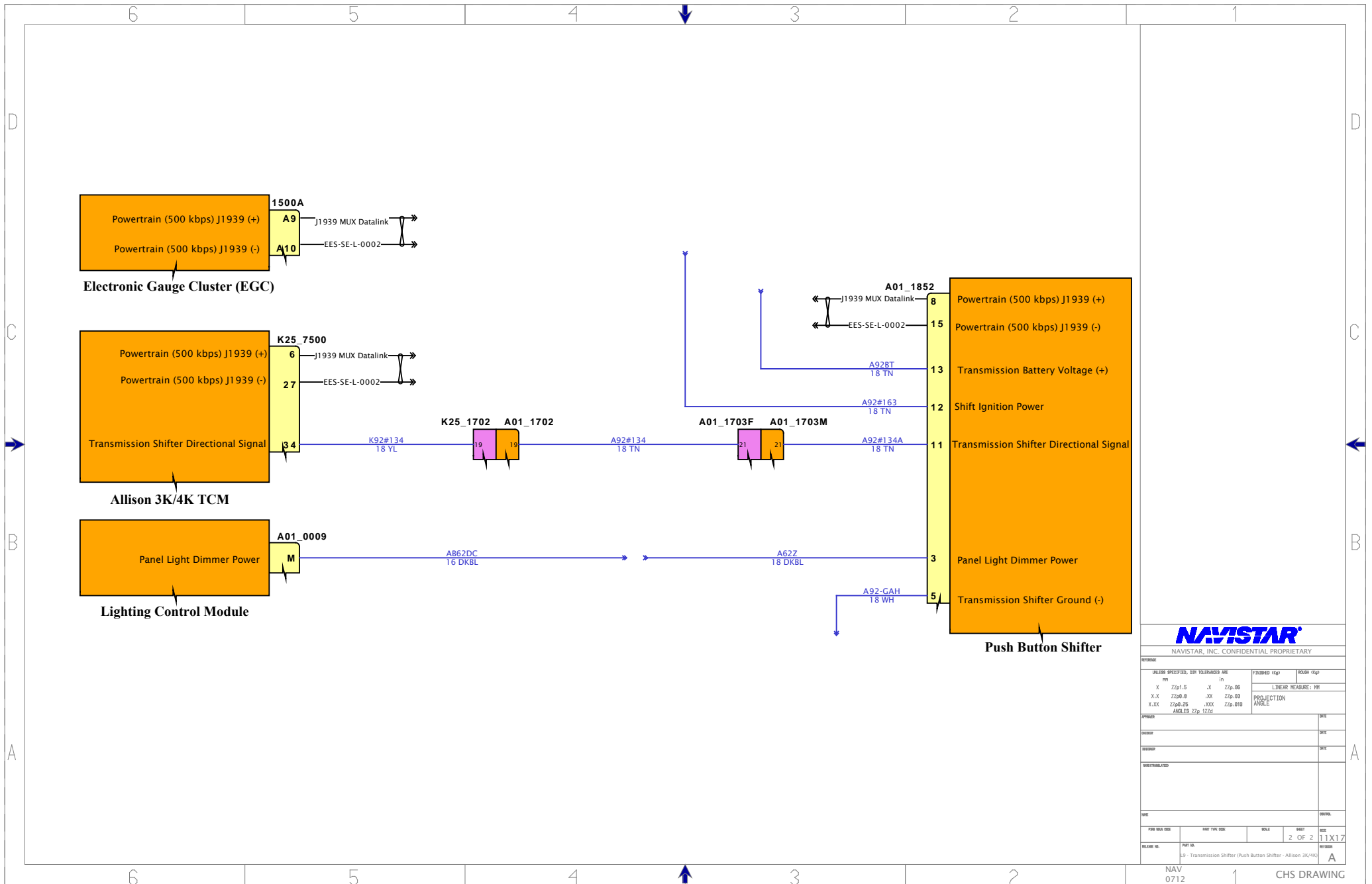
SOFTWARE FEATURE CODES





NAVISTAR, INC. CONFIDENTIAL PROPRIETARY

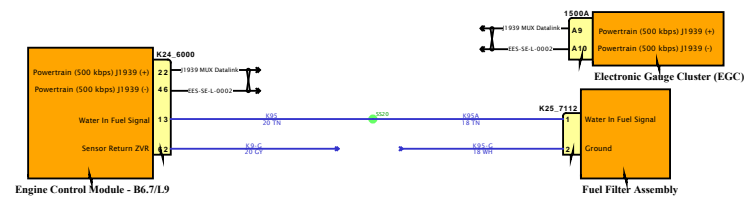
UNLESS SPECIFIED, DIM TOLERANCES ARE:		FINISHED (Cp)	ROUGH (Cp)
mm	in		
X	Z/±1.5	.X	Z/±.06
X.X	Z/±0.8	.XX	Z/±.03
X.XX	Z/±0.25	.XXX	Z/±.019
	ANGLES Z/±.224		
PROJECTION		ANGLE	
APPROVED		DATE	
DESIGNED		DATE	
DRAWN		DATE	
MANUFACTURED			
DATE		CONTROL	
PART NO. / REV. NO.	PART TYPE / CODE	SCALE	SHEET / TOTAL
RELEASE NO.	REV. NO.		1 OF 2 / 11X17
19 - Transmission Shifter (Push Button Shifter - Allison 3K/4K)			REVISION
			A



NAVISTAR, INC. CONFIDENTIAL PROPRIETARY

UNLESS SPECIFIED, DIM TOLERANCES ARE:		FINISHED (Cp)	ROUGH (Cp)
X	Z/2±1.5	.X	Z/2±.00
X.X	Z/2±0.8	.XX	Z/2±.03
X.XX	Z/2±0.25	.XXX	Z/2±.019
	ANGLES Z/2±.1224	PROJECTION ANGLE	
APPROVER		DATE	
DESIGNER		DATE	
ENGINEER		DATE	
MANUFACTURED			
DATE		CONTROL	
PART NO. CODE	PART TYPE CODE	SCALE	SHEET NO. OF TOTAL
RELEASE NO.	REV. NO.		
19 - Transmission Shifter (Push Button Shifter - Allison 3K/4K)			

Diagram1



DESIGN DESCRIPTION

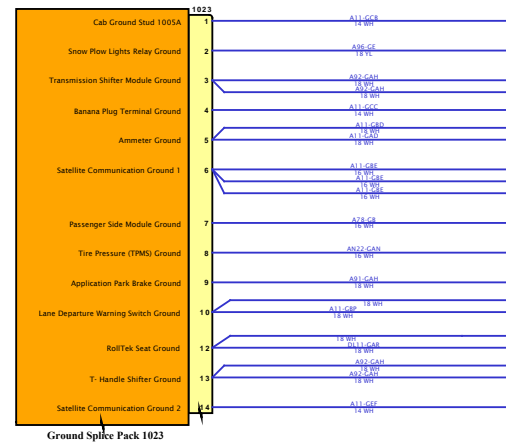
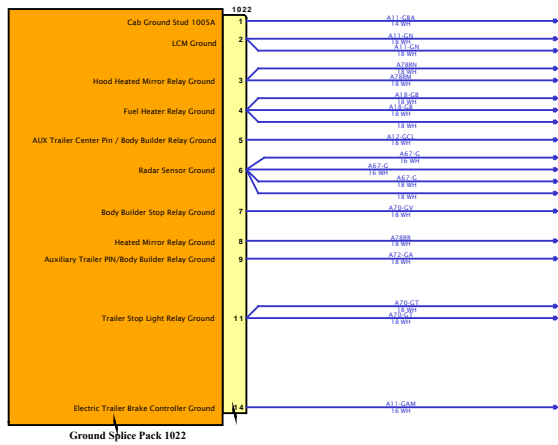
FEATURE CODES

SOFTWARE FEATURE CODES



DESIGN DESCRIPTION

FEATURE CODES



SOFTWARE FEATURE CODES



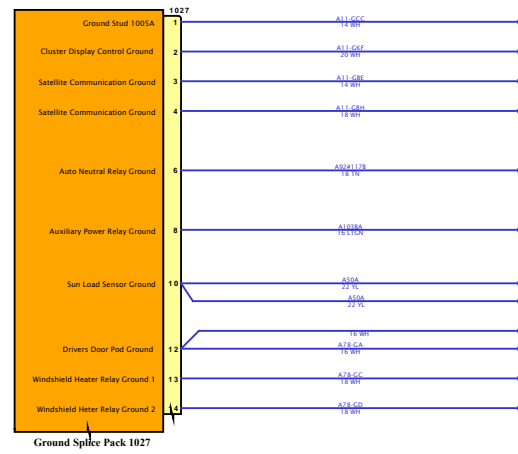
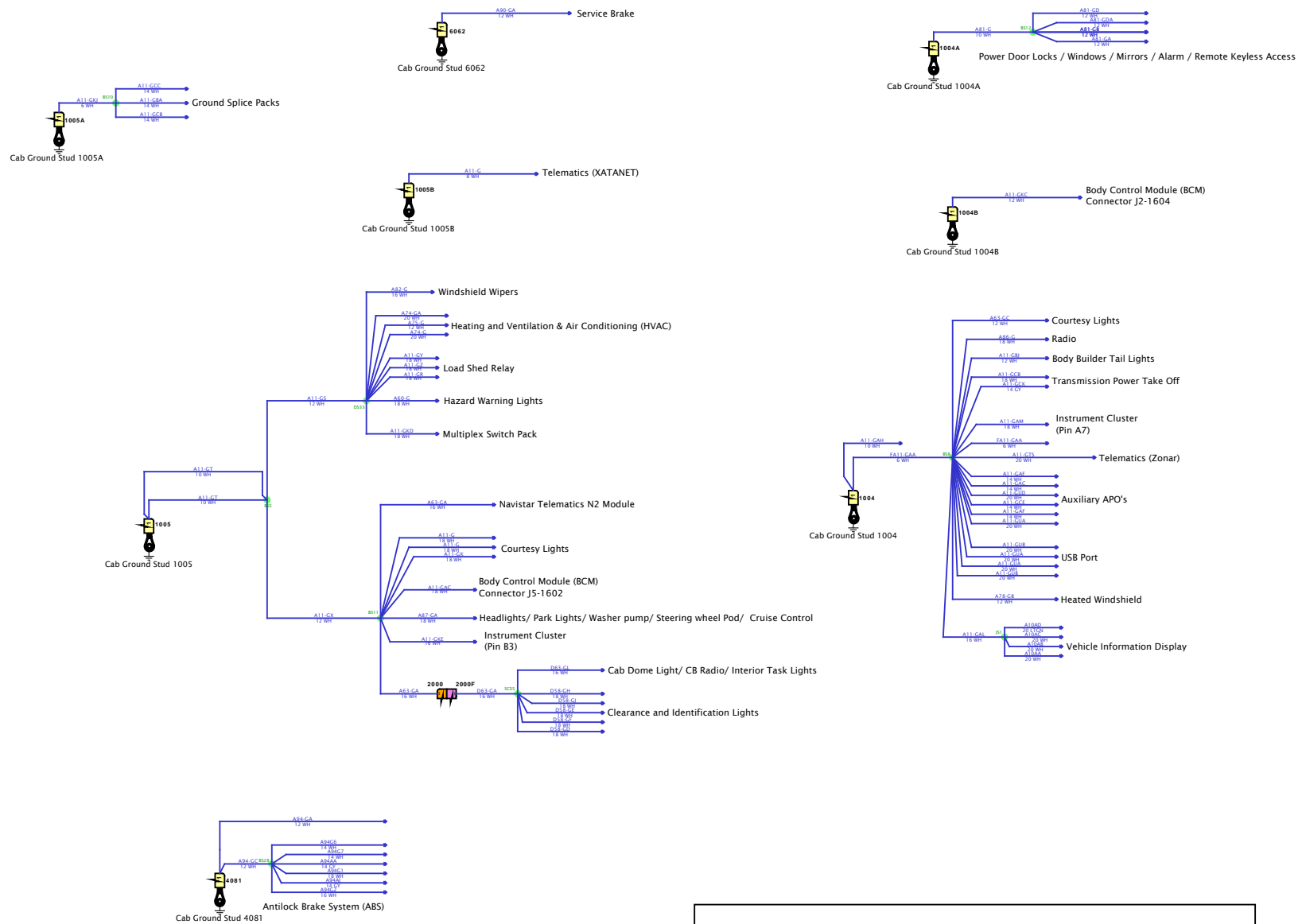


Diagram1



Note: Ground studs are located in the Interior Dual Post Ground Stud-Cowl Wall.

DESIGN DESCRIPTION

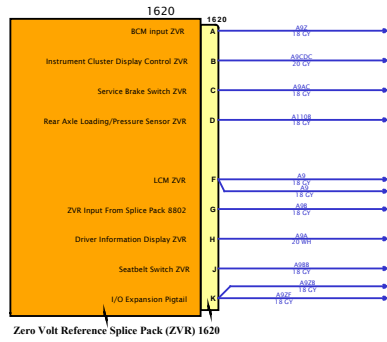
FEATURE CODES

SOFTWARE FEATURE CODES



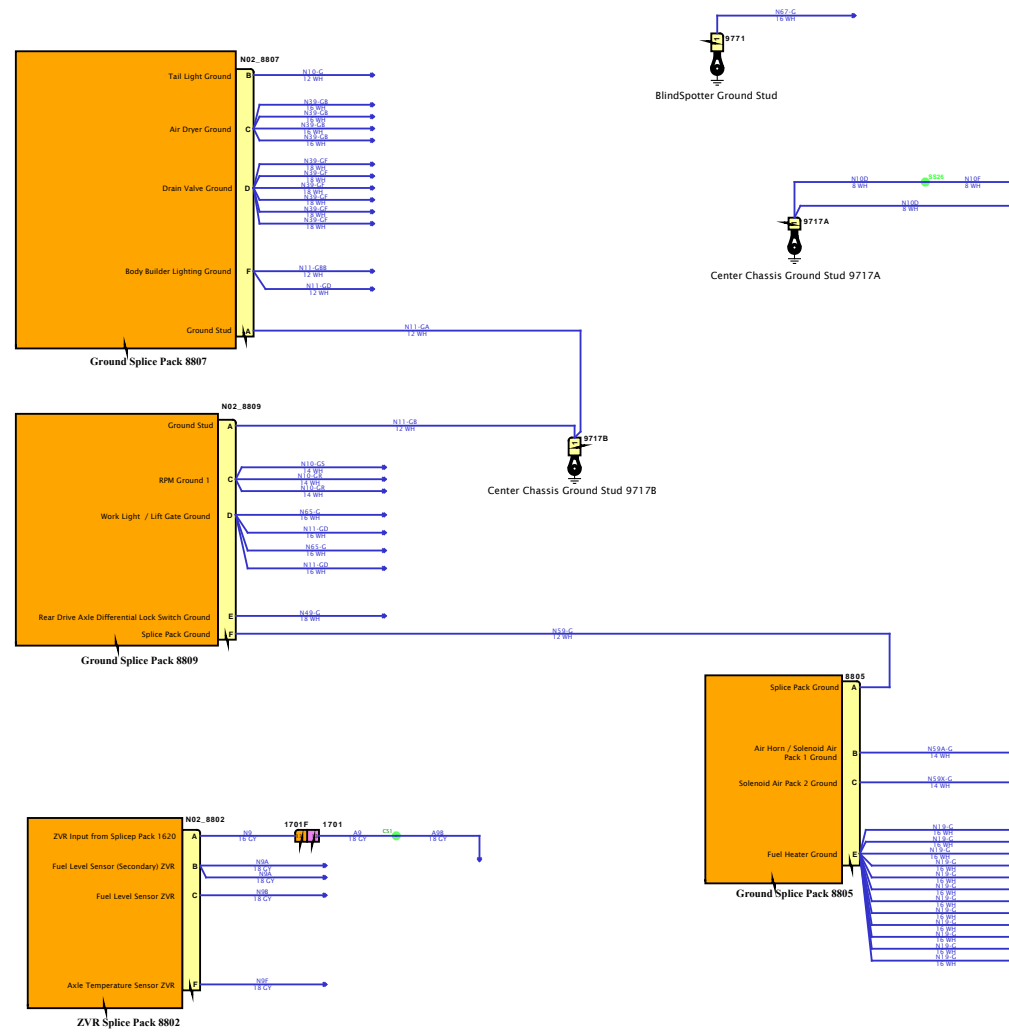
DESIGN DESCRIPTION

FEATURE CODES



SOFTWARE FEATURE CODES

Diagram1



DESIGN DESCRIPTION

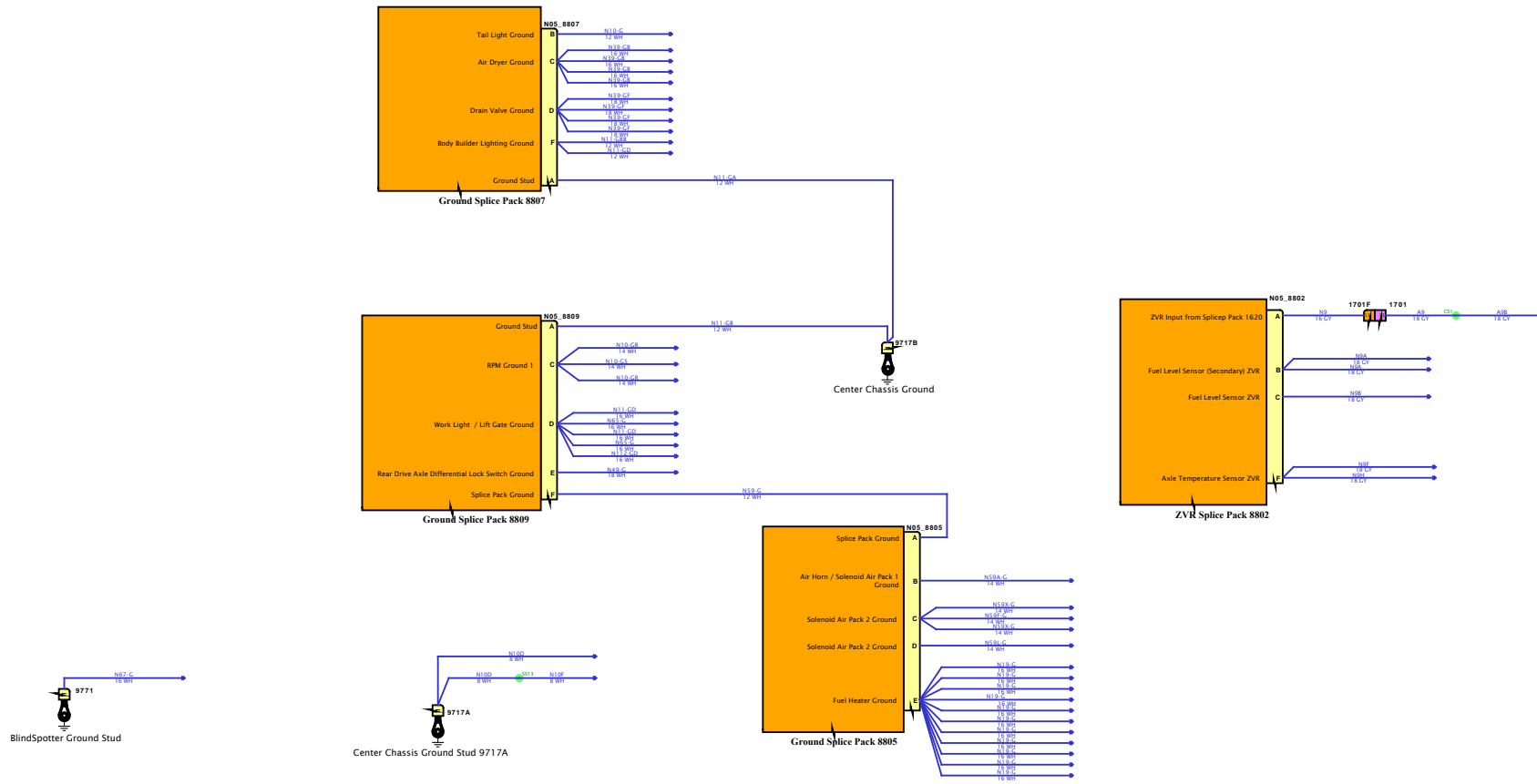
FEATURE CODES

SOFTWARE FEATURE CODES



DESIGN DESCRIPTION

FEATURE CODES



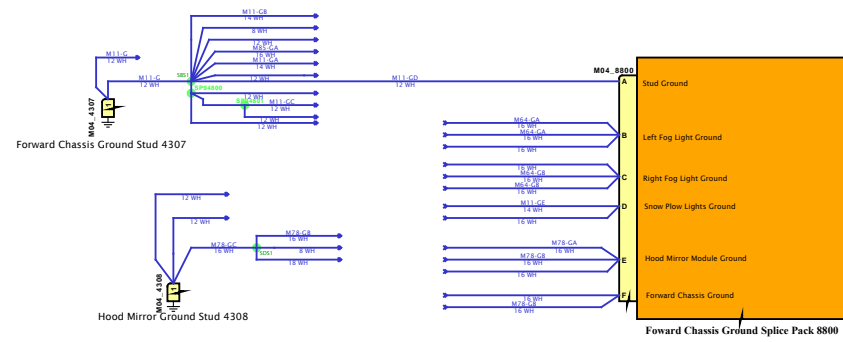
SOFTWARE FEATURE CODES



Diagram1

DESIGN DESCRIPTION

FEATURE CODES

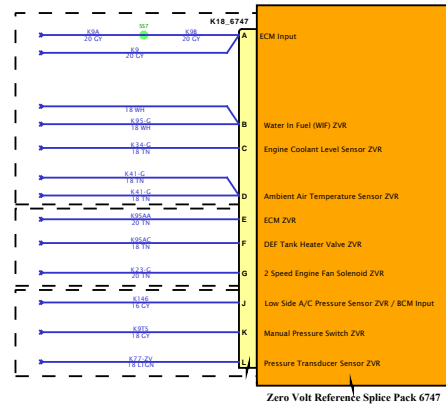


SOFTWARE FEATURE CODES



DESIGN DESCRIPTION

FEATURE CODES

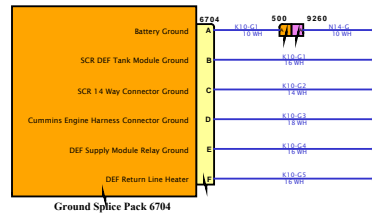
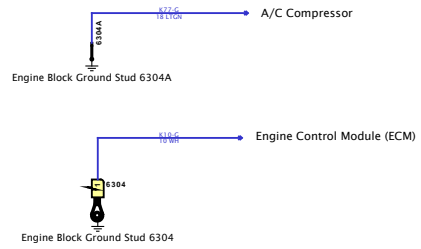


SOFTWARE FEATURE CODES

Diagram1

DESIGN DESCRIPTION

FEATURE CODES



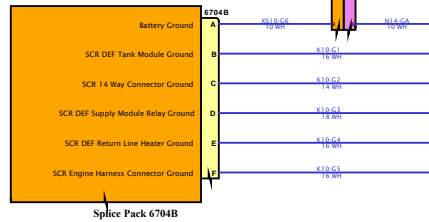
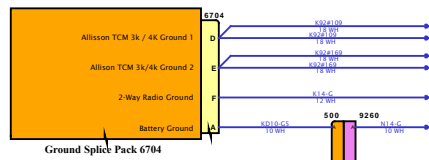
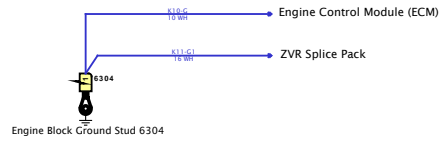
SOFTWARE FEATURE CODES



Diagram1

DESIGN DESCRIPTION

FEATURE CODES

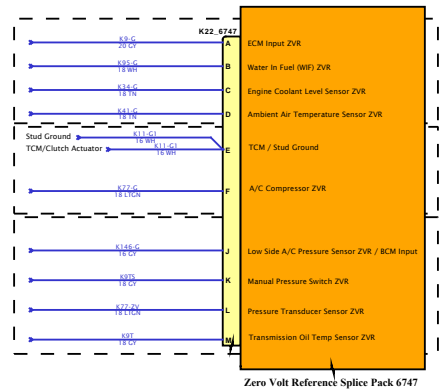


SOFTWARE FEATURE CODES



DESIGN DESCRIPTION

FEATURE CODES



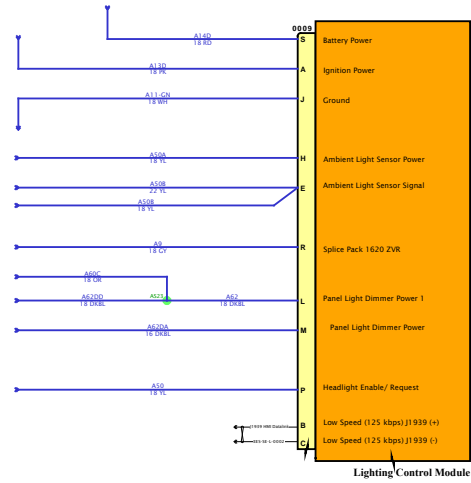
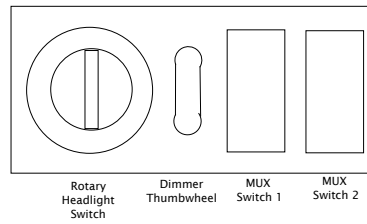
SOFTWARE FEATURE CODES



Diagram1

DESIGN DESCRIPTION

FEATURE CODES

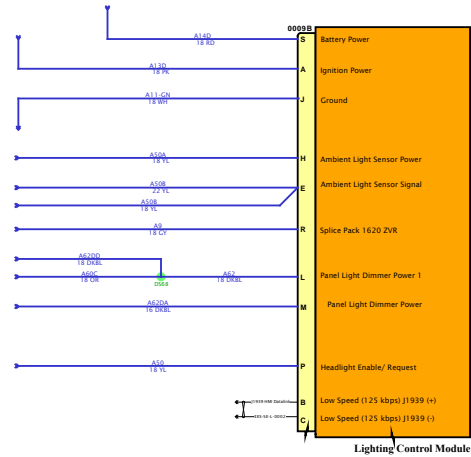
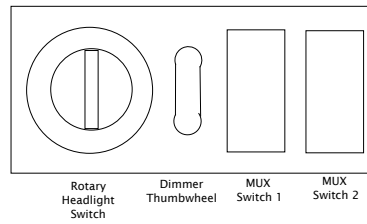


SOFTWARE FEATURE CODES

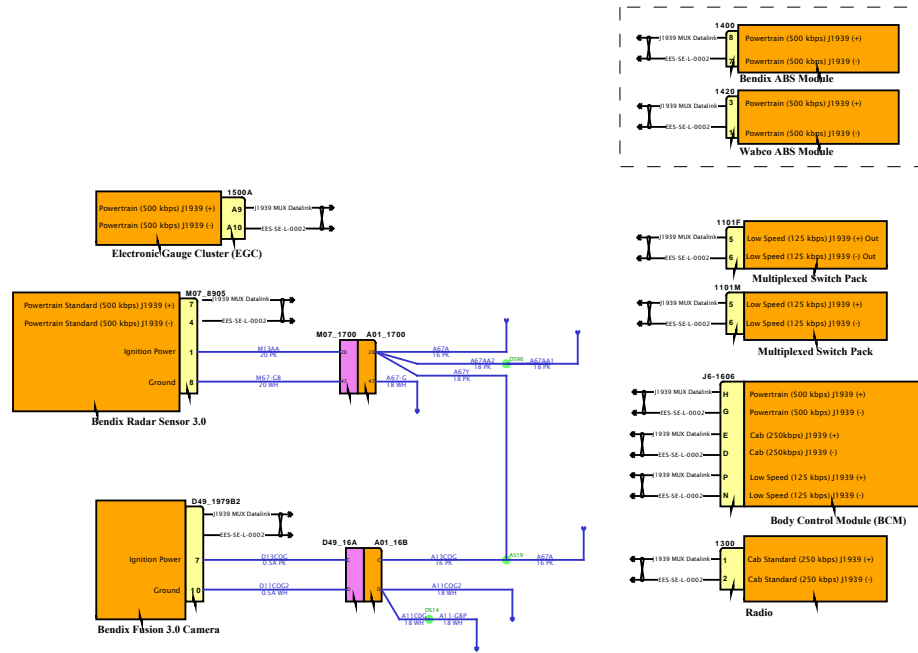


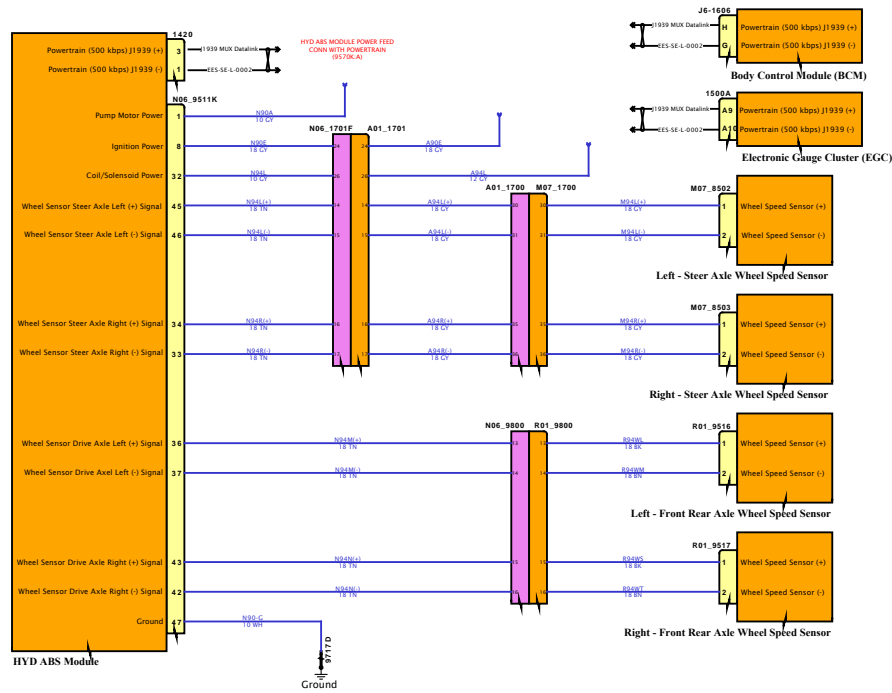
DESIGN DESCRIPTION

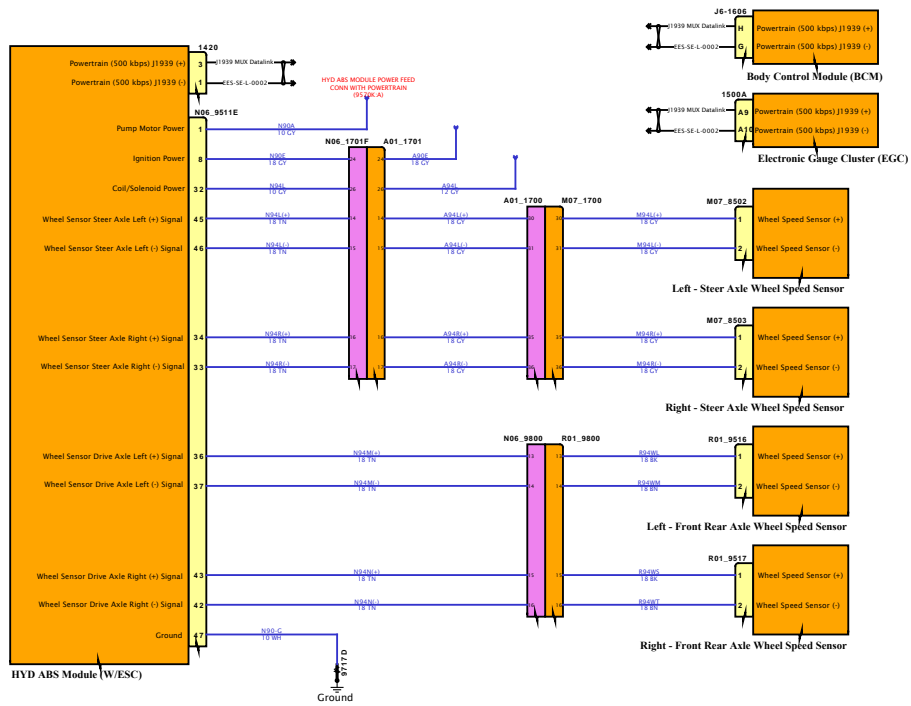
FEATURE CODES

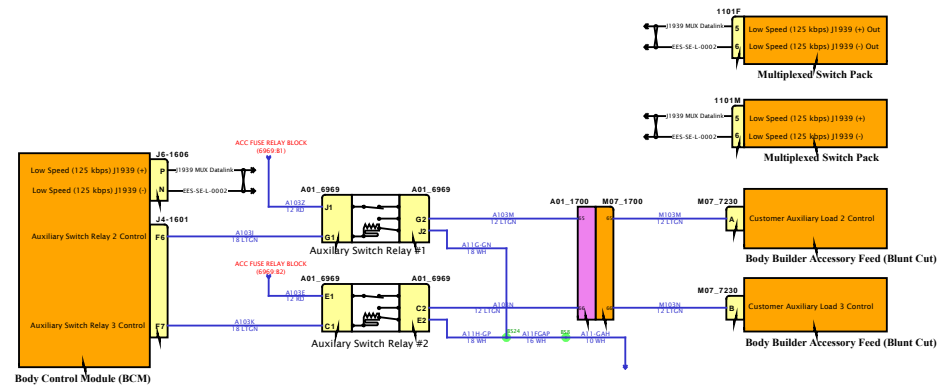


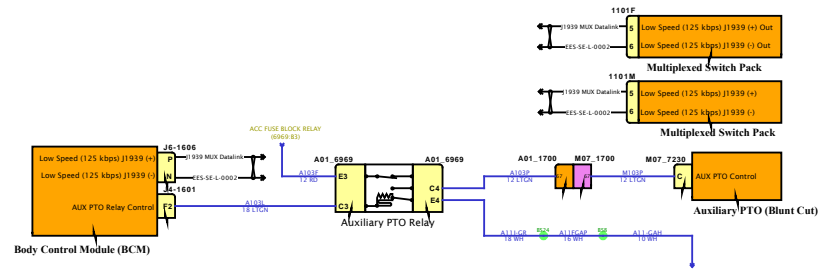
SOFTWARE FEATURE CODES





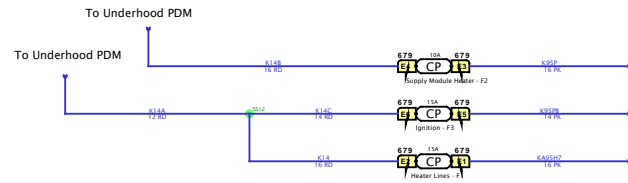






DESIGN DESCRIPTION

FEATURE CODES

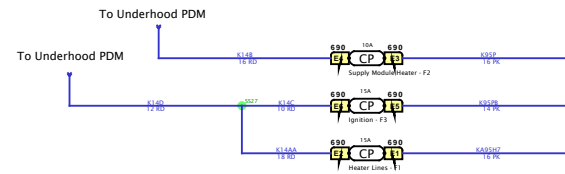


SOFTWARE FEATURE CODES



DESIGN DESCRIPTION

FEATURE CODES



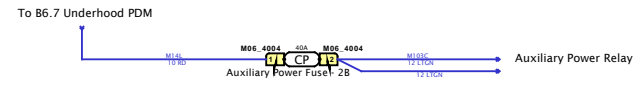
SOFTWARE FEATURE CODES



Diagram1

DESIGN DESCRIPTION

FEATURE CODES



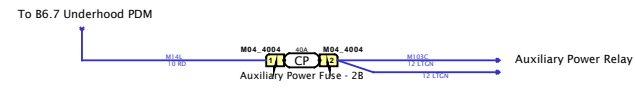
SOFTWARE FEATURE CODES



Diagram1

DESIGN DESCRIPTION

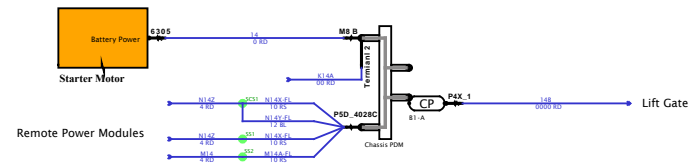
FEATURE CODES



SOFTWARE FEATURE CODES



Diagram1

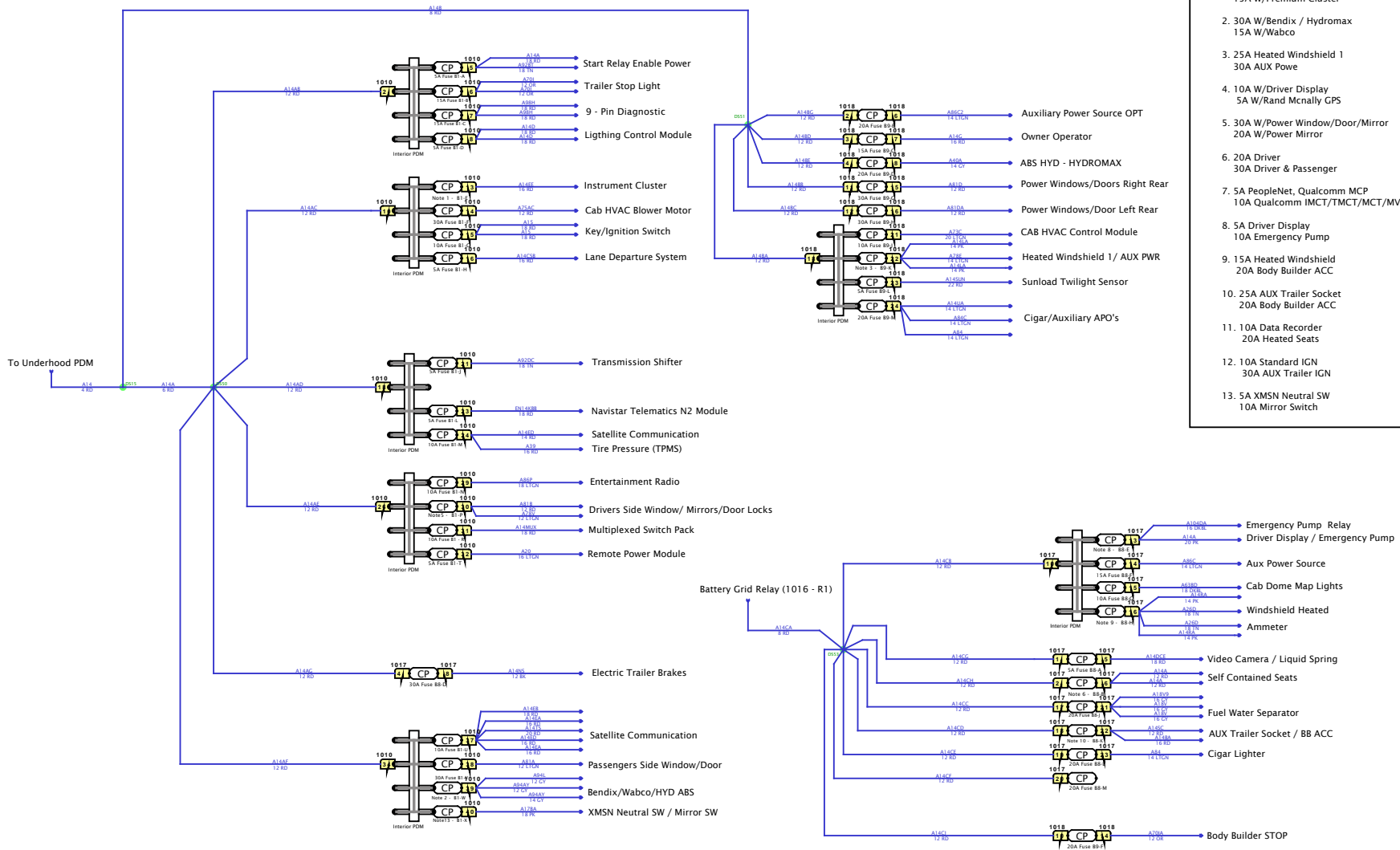


DESIGN DESCRIPTION

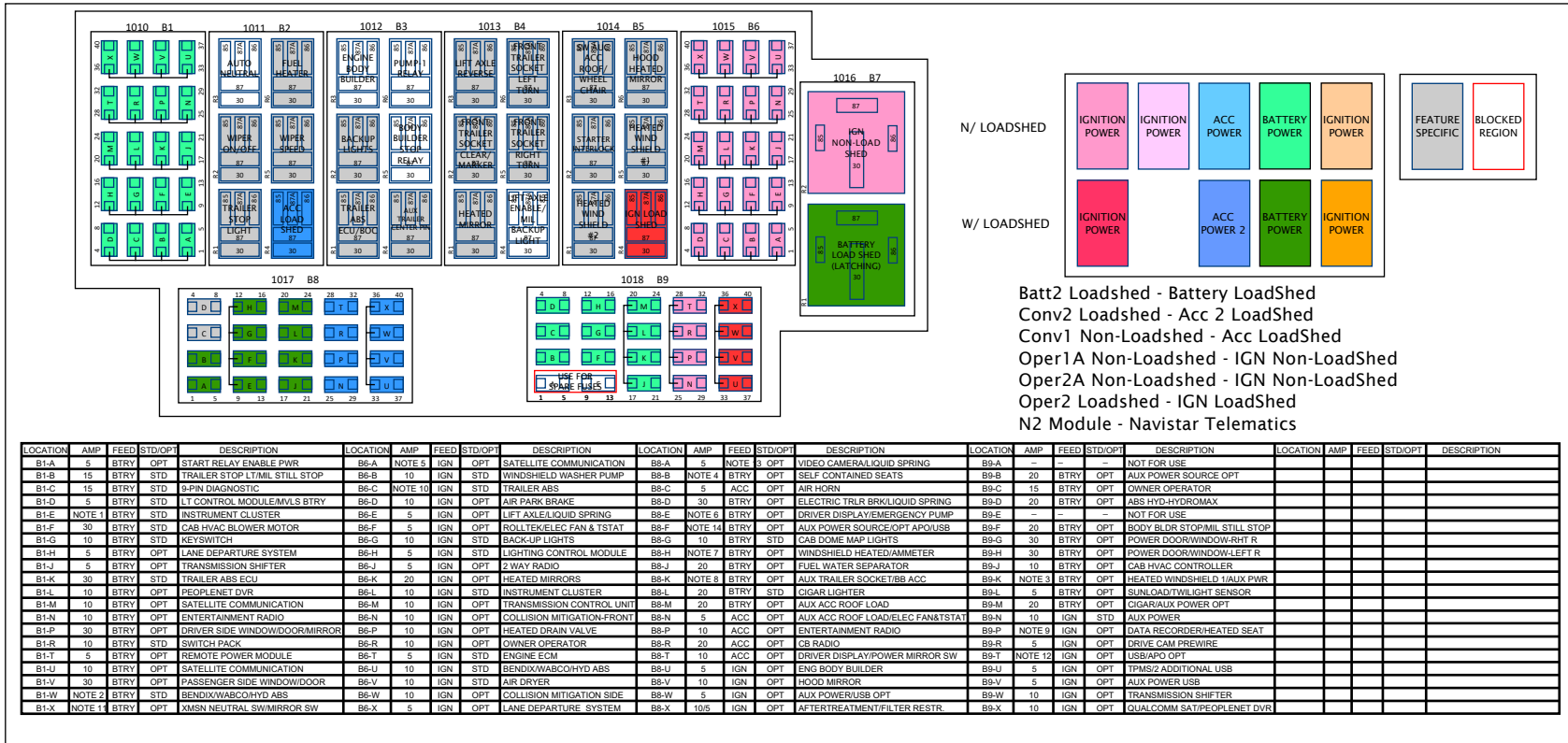
FEATURE CODES

SOFTWARE FEATURE CODES





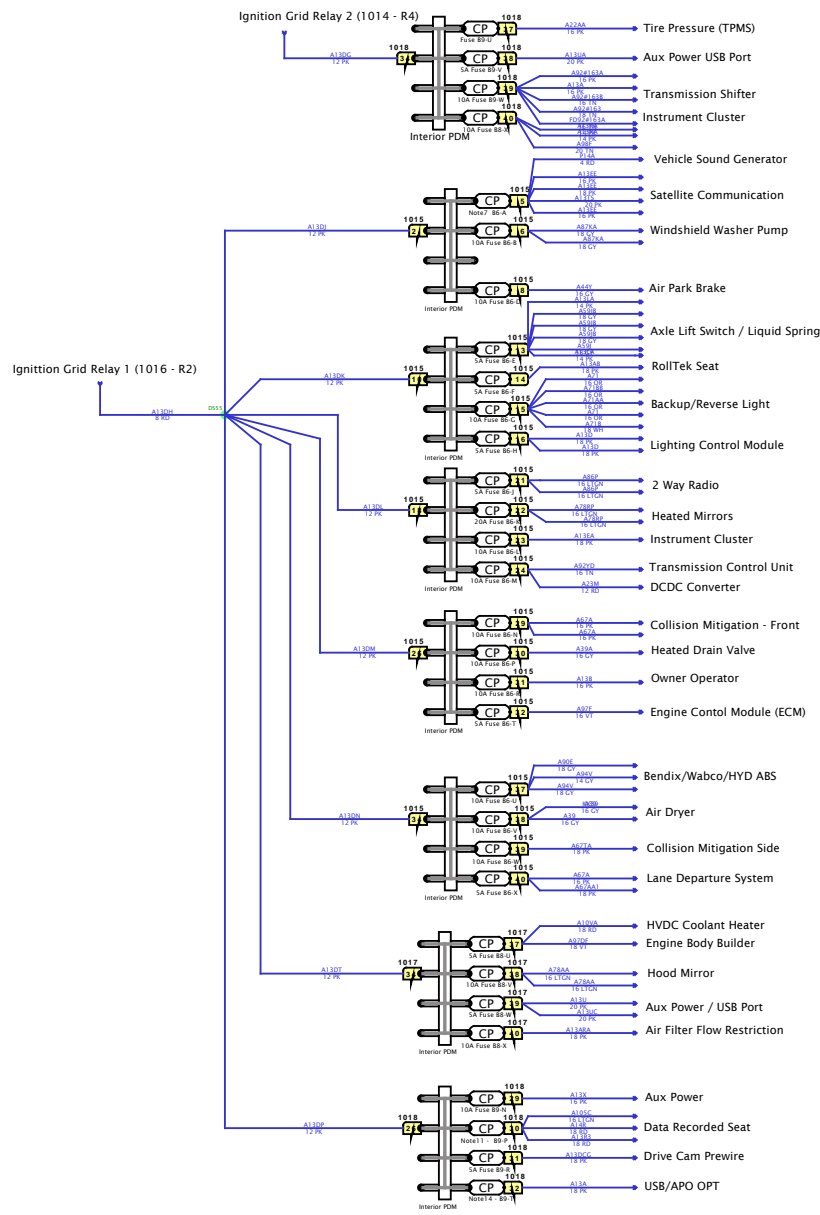
- NOTES
- 5A W/Base Cluster
15A W/Premium Cluster
 - 30A W/Bendix / Hydromax
15A W/Wabco
 - 25A Heated Windshield 1
30A AUX Power
 - 10A W/Driver Display
5A W/Rand Mcnally GPS
 - 30A W/Power Window/Door/Mirror
20A W/Power Mirror
 - 20A Driver
30A Driver & Passenger
 - 7A PeopleNet, Qualcomm MCP
10A Qualcomm IMCT/TMCT/MCT/MVPC
 - 5A Driver Display
10A Emergency Pump
 - 15A Heated Windshield
20A Body Builder ACC
 - 25A AUX Trailer Socket
20A Body Builder ACC
 - 10A Data Recorder
20A Heated Seats
 - 10A Standard IGN
30A AUX Trailer IGN
 - 5A XMSN Neutral SW
10A Mirror Switch



DESIGN DESCRIPTION

FEATURE CODES

SOFTWARE FEATURE CODES



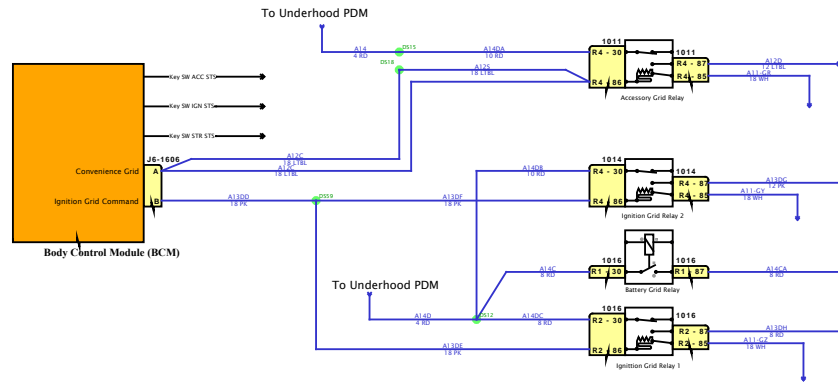
- NOTES**
1. 5A W/Base Cluster
15A W/Premium Cluster
 2. 30A W/Bendix / Hydromax
15A W/Wabco
 3. 25A Heated Windshield 1
30A AUX Power
 4. 10A W/Driver Display
5A W/Rand McNally GPS
 5. 30A W/Power Window/Door/Mirror
20A W/Power Mirror
 6. 20A Driver
30A Driver & Passenger
 7. 5A PeopleNet, Qualcomm MCP
10A Qualcomm IMCT/TMCT/MCT/MVPC
 8. 5A Driver Display
10A Emergency Pump
 9. 15A Heated Windshield
20A Body Builder ACC
 10. 25A AUX Trailer Socket
20A Body Builder ACC
 11. 10A Data Recorder
20A Heated Seats
 12. 10A Standard IGN
30A AUX Trailer IGN
 13. 5A XMSN Neutral SW
10A Mirror Switch

DESIGN DESCRIPTION

FEATURE CODES

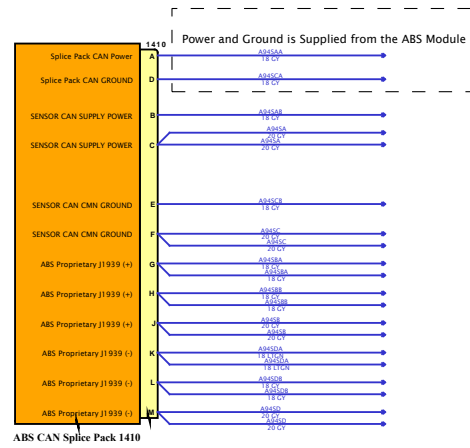
SOFTWARE FEATURE CODES





DESIGN DESCRIPTION

FEATURE CODES

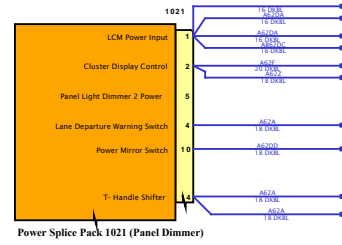


SOFTWARE FEATURE CODES



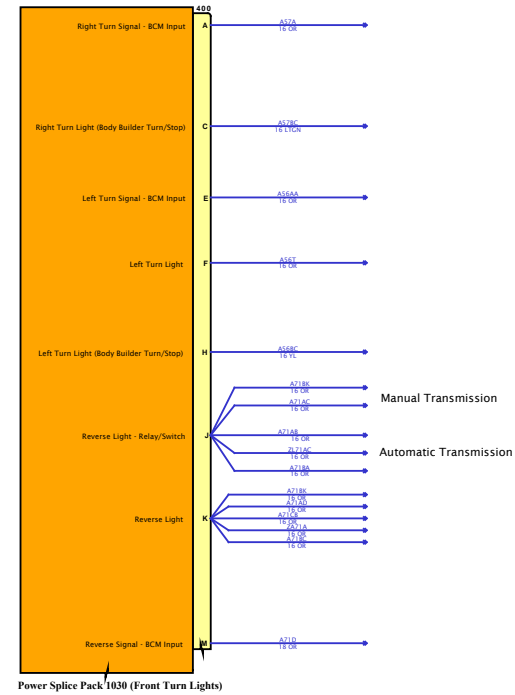
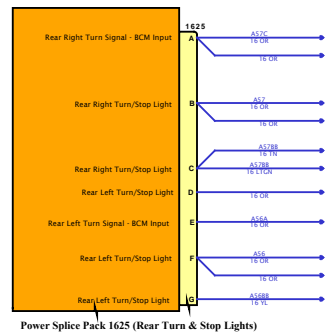
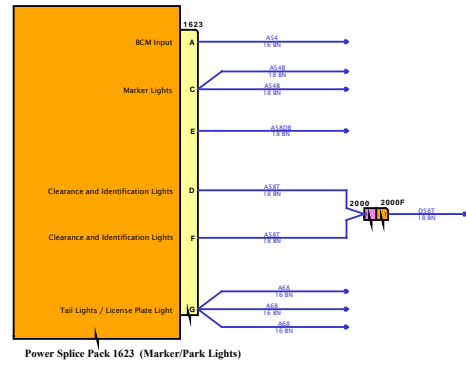
DESIGN DESCRIPTION

FEATURE CODES



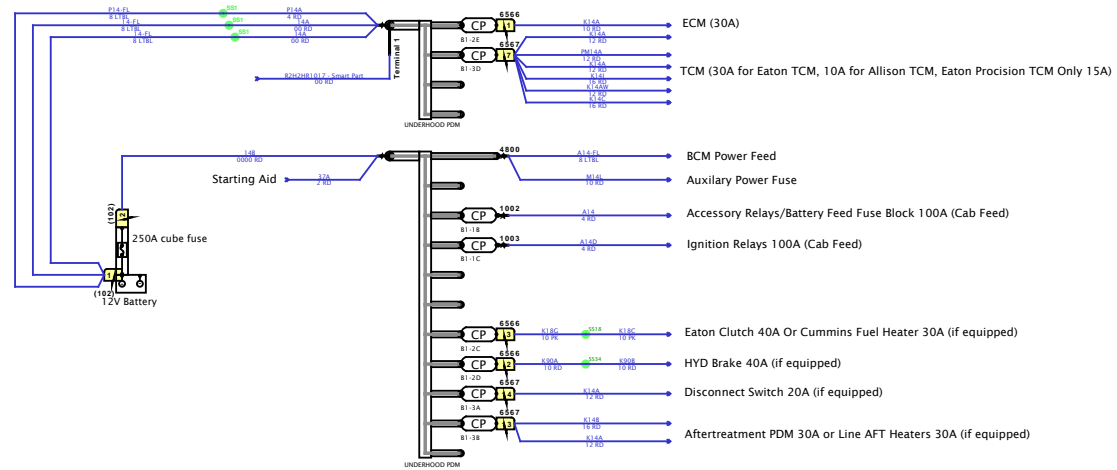
SOFTWARE FEATURE CODES





DESIGN DESCRIPTION

FEATURE CODES

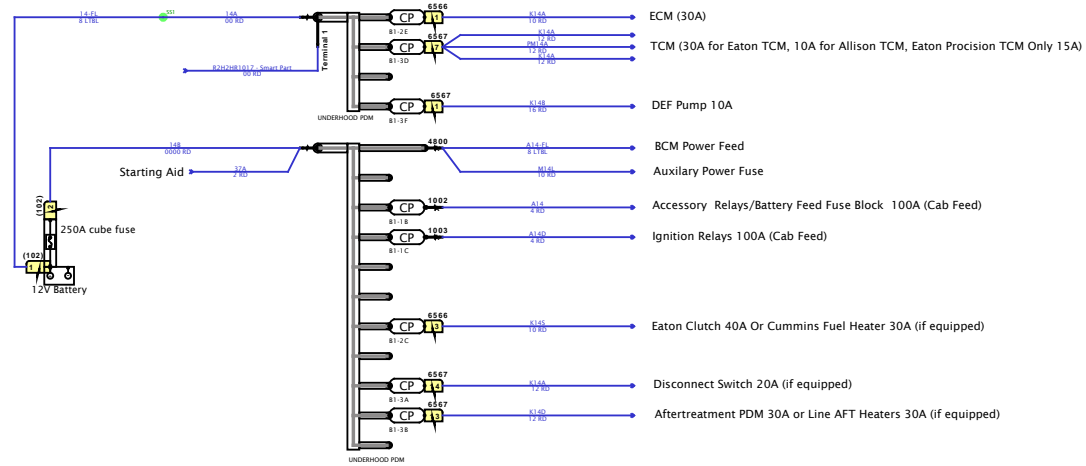


SOFTWARE FEATURE CODES



DESIGN DESCRIPTION

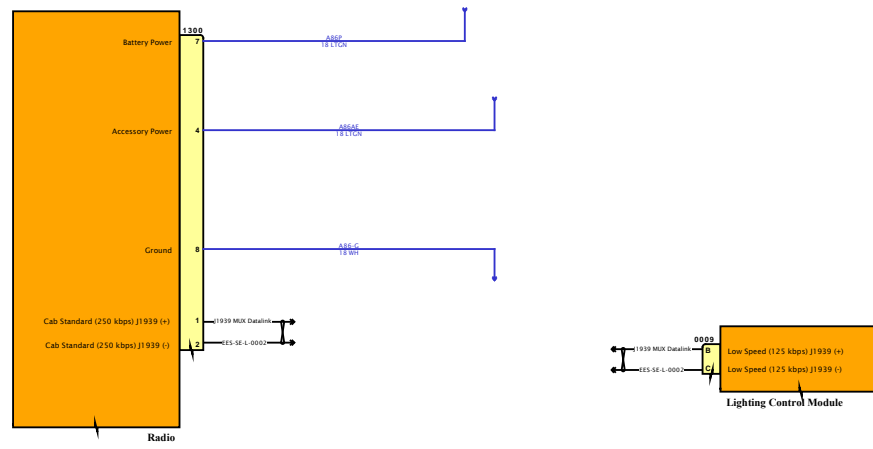
FEATURE CODES



SOFTWARE FEATURE CODES



Diagram1



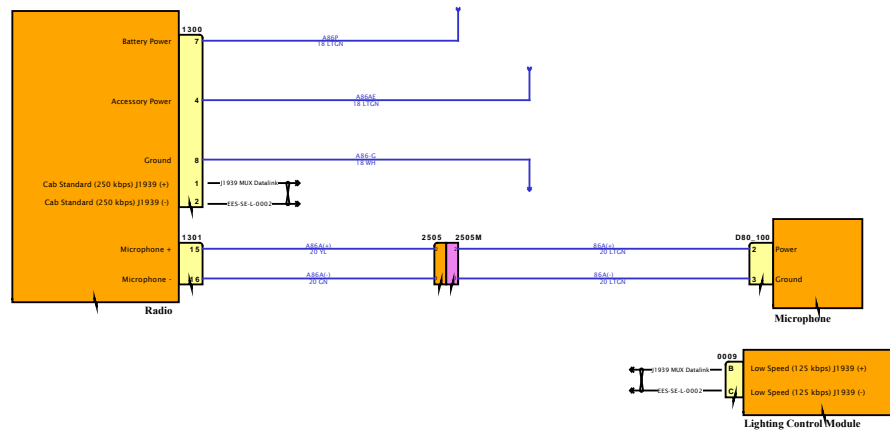
DESIGN DESCRIPTION

FEATURE CODES

SOFTWARE FEATURE CODES



Diagram1



DESIGN DESCRIPTION

FEATURE CODES

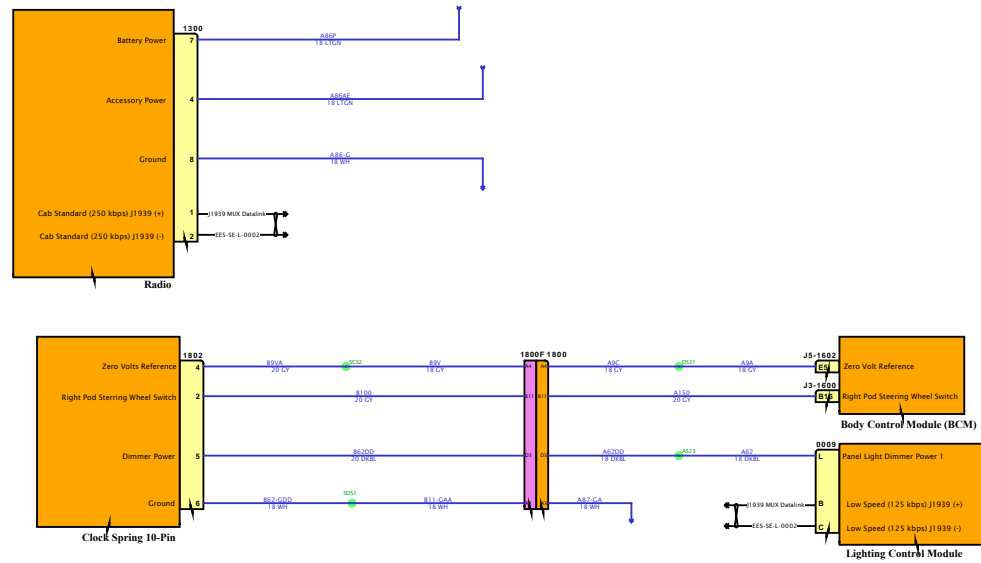
SOFTWARE FEATURE CODES



Diagram1-Combination1

DESIGN DESCRIPTION

FEATURE CODES

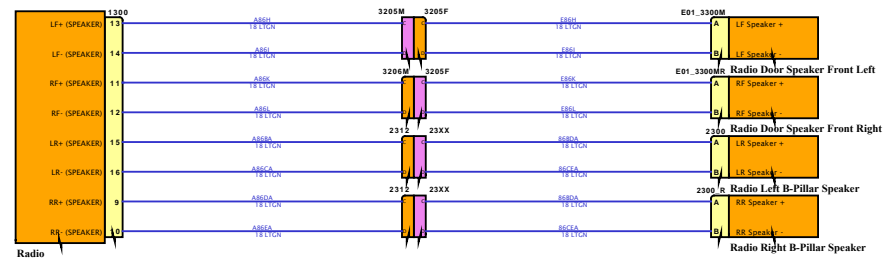


SOFTWARE FEATURE CODES



DESIGN DESCRIPTION

FEATURE CODES

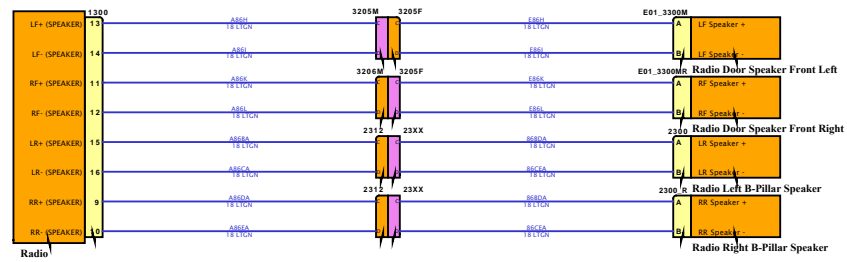


SOFTWARE FEATURE CODES



DESIGN DESCRIPTION

FEATURE CODES

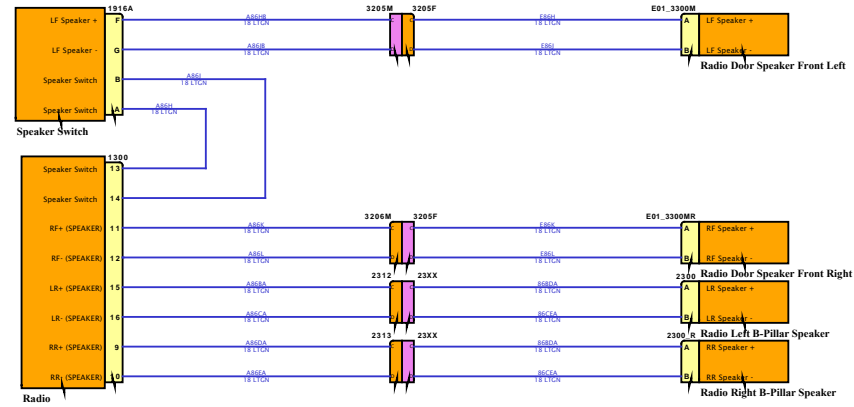


SOFTWARE FEATURE CODES



DESIGN DESCRIPTION

FEATURE CODES



SOFTWARE FEATURE CODES



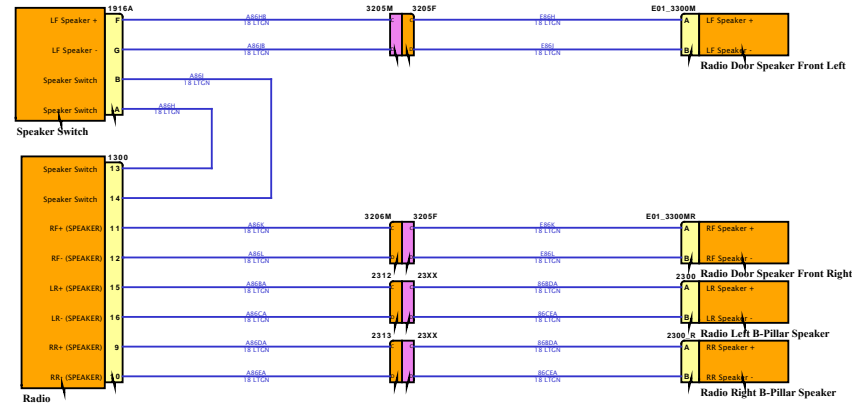
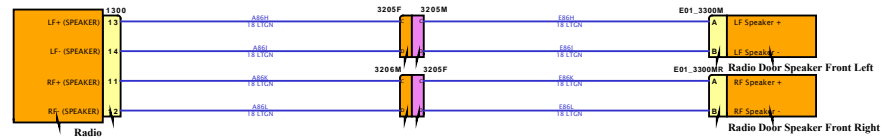


Diagram1

DESIGN DESCRIPTION

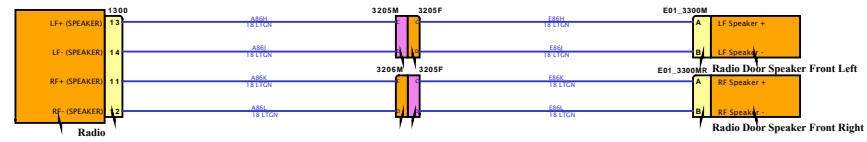
FEATURE CODES



SOFTWARE FEATURE CODES



Diagram1



DESIGN DESCRIPTION

FEATURE CODES

SOFTWARE FEATURE CODES



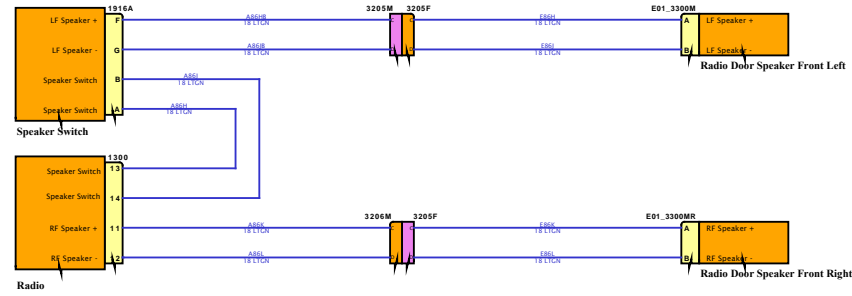
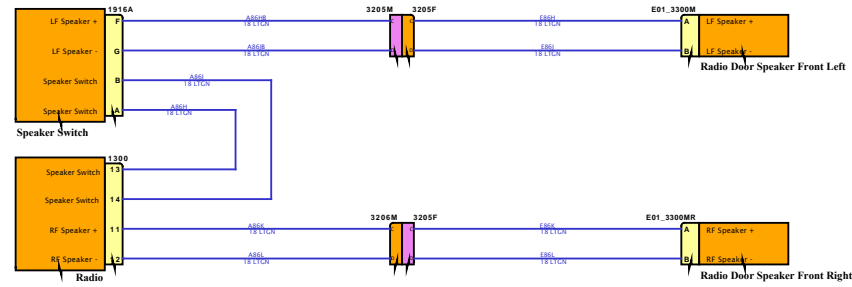


Diagram1

DESIGN DESCRIPTION

FEATURE CODES

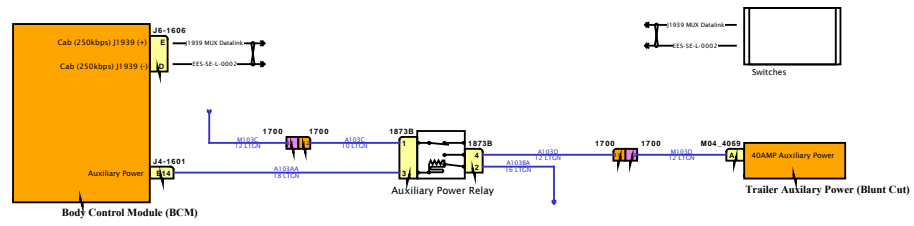


SOFTWARE FEATURE CODES



DESIGN DESCRIPTION

FEATURE CODES

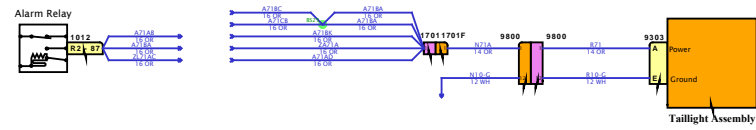


SOFTWARE FEATURE CODES

Diagram1

DESIGN DESCRIPTION

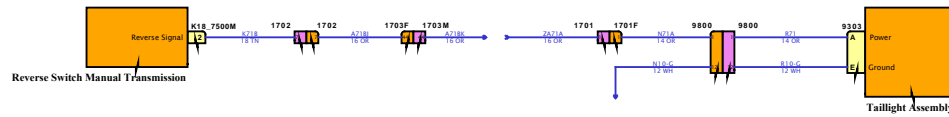
FEATURE CODES



SOFTWARE FEATURE CODES



Diagram1



DESIGN DESCRIPTION

FEATURE CODES

SOFTWARE FEATURE CODES



Diagram1

DESIGN DESCRIPTION

FEATURE CODES

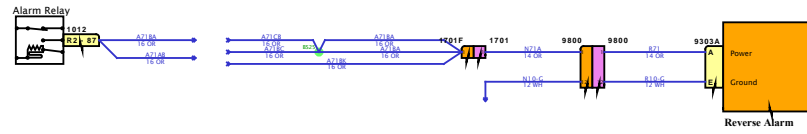


SOFTWARE FEATURE CODES

NASTAR
NEXUS OF CONSTRUCTION TECHNOLOGY

DESIGN DESCRIPTION

FEATURE CODES

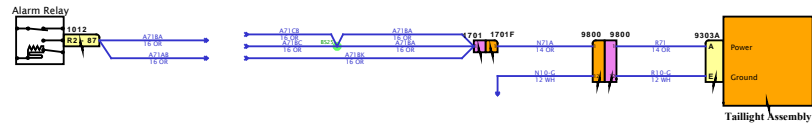


SOFTWARE FEATURE CODES

Diagram1

DESIGN DESCRIPTION

FEATURE CODES



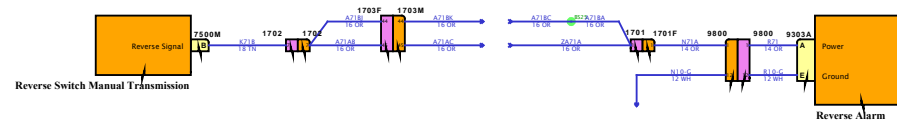
SOFTWARE FEATURE CODES



Diagram1-Combination1

DESIGN DESCRIPTION

FEATURE CODES

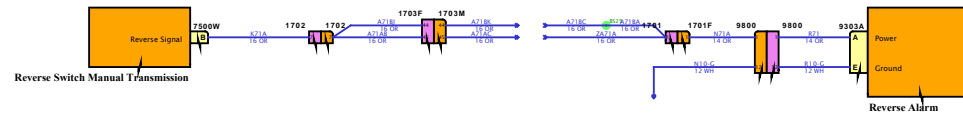


SOFTWARE FEATURE CODES



DESIGN DESCRIPTION

FEATURE CODES



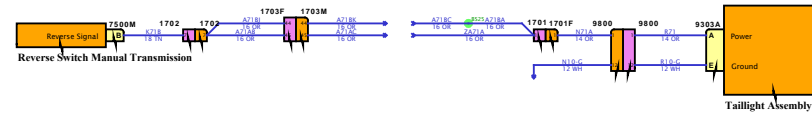
SOFTWARE FEATURE CODES



Diagram1-Combination1

DESIGN DESCRIPTION

FEATURE CODES

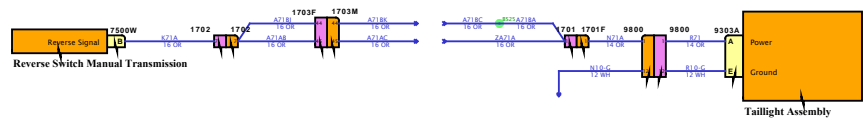


SOFTWARE FEATURE CODES



DESIGN DESCRIPTION

FEATURE CODES



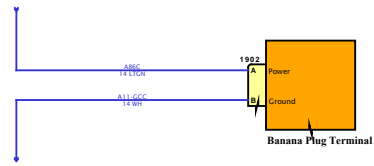
SOFTWARE FEATURE CODES



Diagram1

DESIGN DESCRIPTION

FEATURE CODES



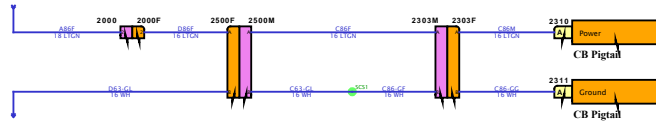
SOFTWARE FEATURE CODES



Diagram1

DESIGN DESCRIPTION

FEATURE CODES



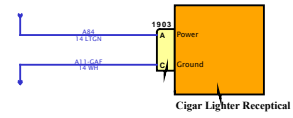
SOFTWARE FEATURE CODES



Diagram1

DESIGN DESCRIPTION

FEATURE CODES

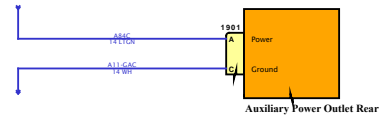
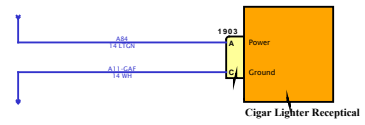


SOFTWARE FEATURE CODES



DESIGN DESCRIPTION

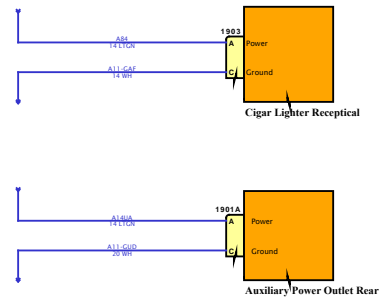
FEATURE CODES



SOFTWARE FEATURE CODES

DESIGN DESCRIPTION

FEATURE CODES

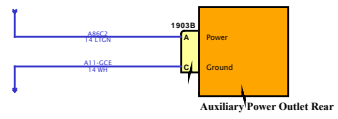
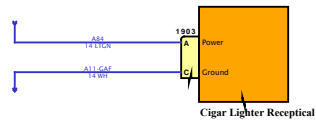


SOFTWARE FEATURE CODES



DESIGN DESCRIPTION

FEATURE CODES

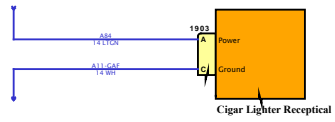


SOFTWARE FEATURE CODES



DESIGN DESCRIPTION

FEATURE CODES

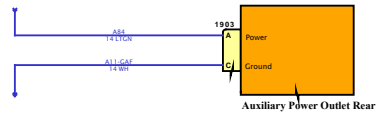


SOFTWARE FEATURE CODES

Diagram1

DESIGN DESCRIPTION

FEATURE CODES



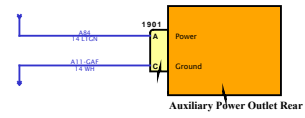
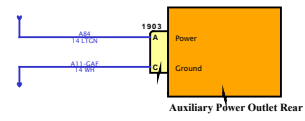
SOFTWARE FEATURE CODES



Diagram1-Combination1

DESIGN DESCRIPTION

FEATURE CODES

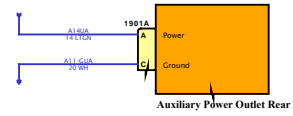
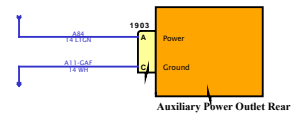


SOFTWARE FEATURE CODES



DESIGN DESCRIPTION

FEATURE CODES



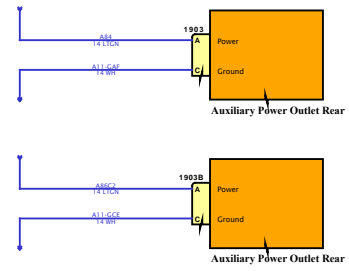
SOFTWARE FEATURE CODES



Diagram1-Combination3

DESIGN DESCRIPTION

FEATURE CODES

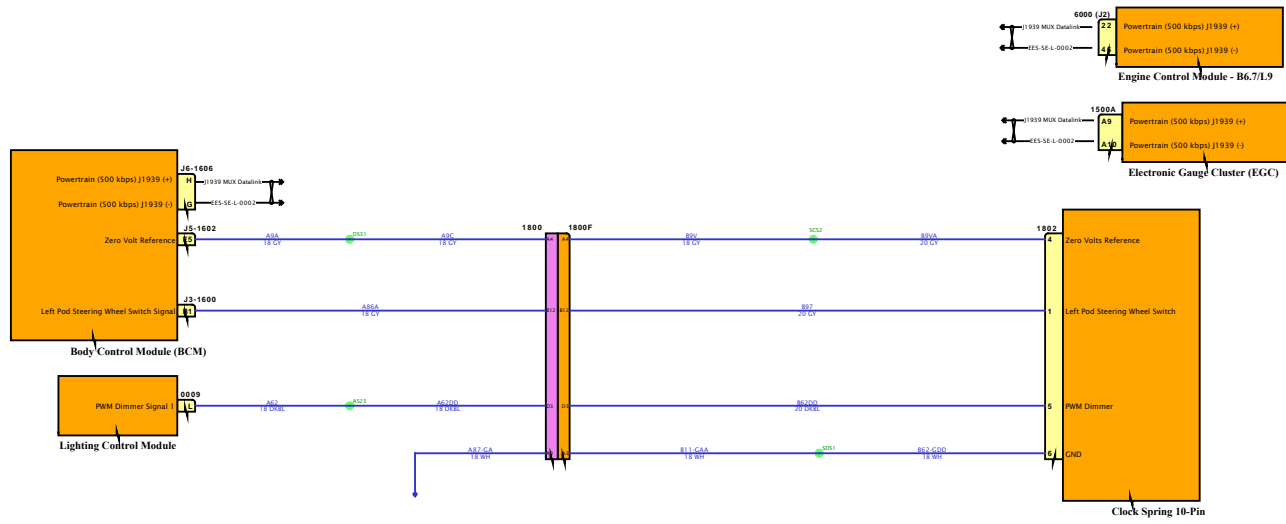


SOFTWARE FEATURE CODES



DESIGN DESCRIPTION

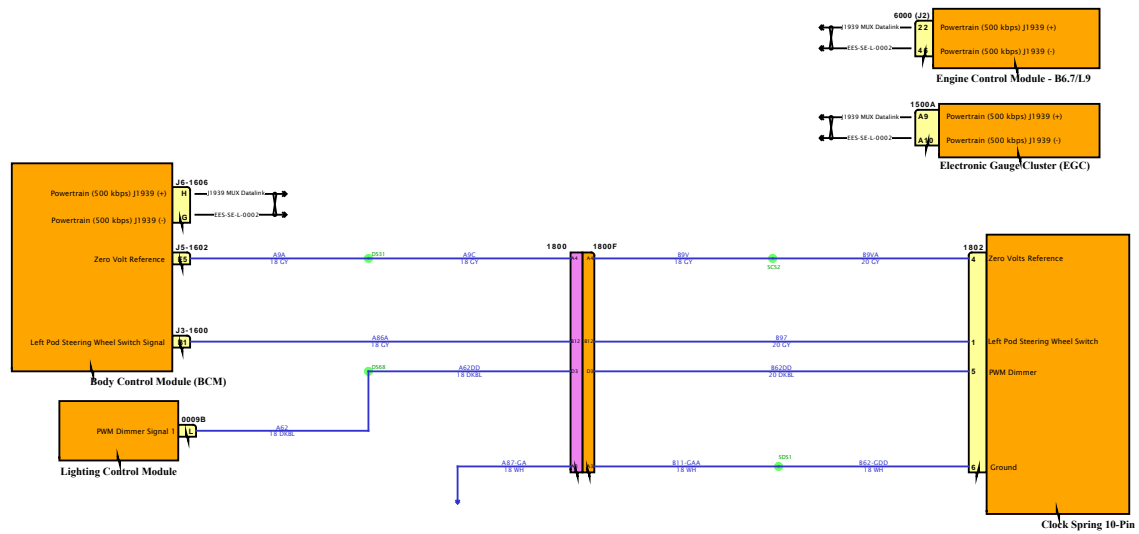
FEATURE CODES



SOFTWARE FEATURE CODES



Diagram1-Combination2



DESIGN DESCRIPTION

FEATURE CODES

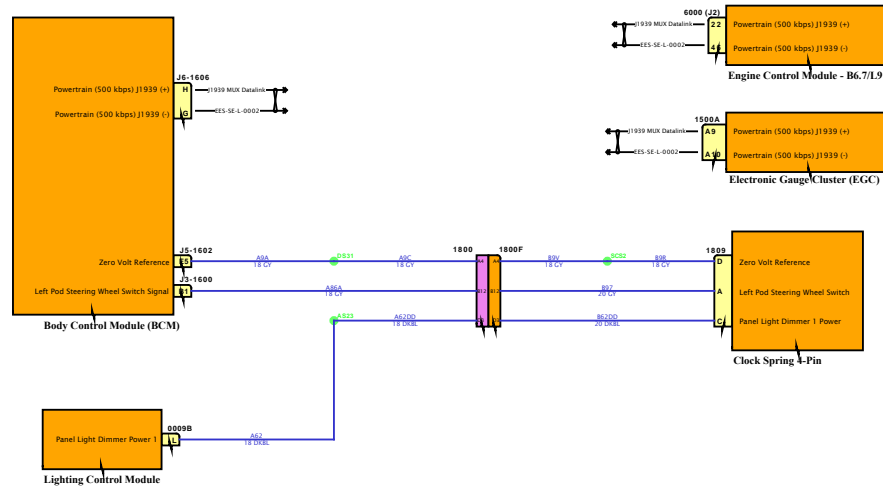
SOFTWARE FEATURE CODES



Diagram1-Combination1

DESIGN DESCRIPTION

FEATURE CODES

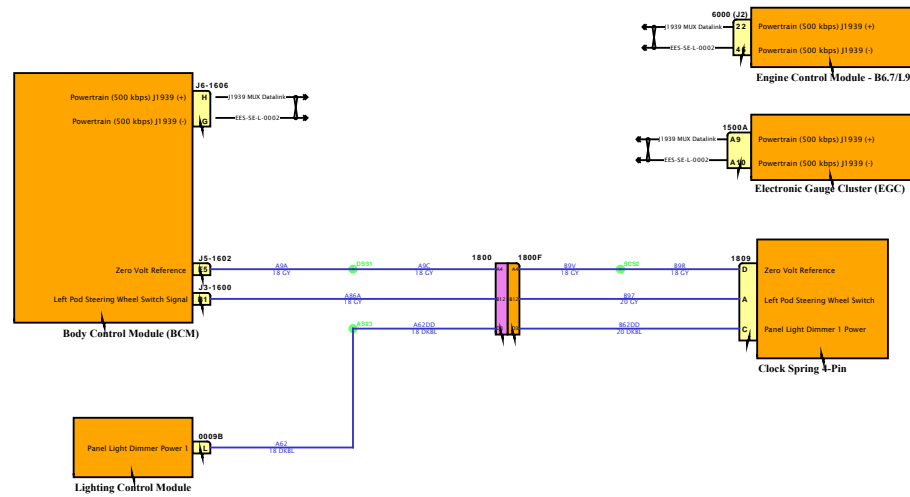


SOFTWARE FEATURE CODES

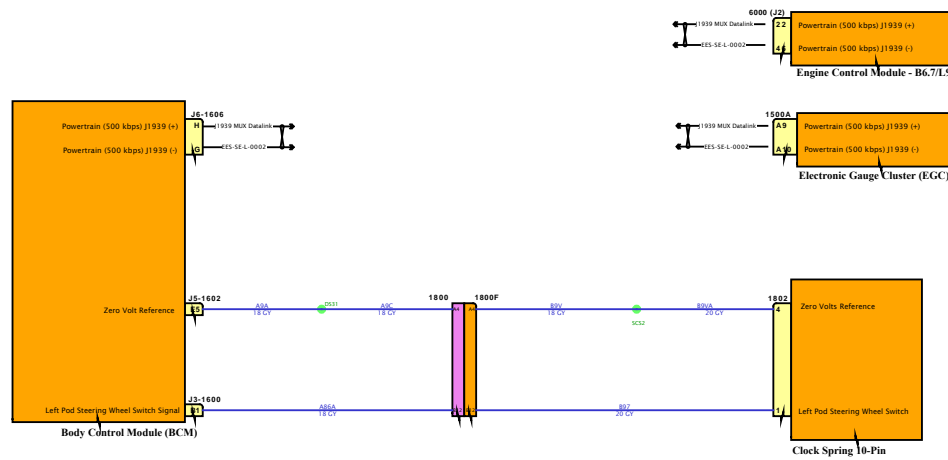


DESIGN DESCRIPTION

FEATURE CODES



SOFTWARE FEATURE CODES



DESIGN DESCRIPTION

FEATURE CODES

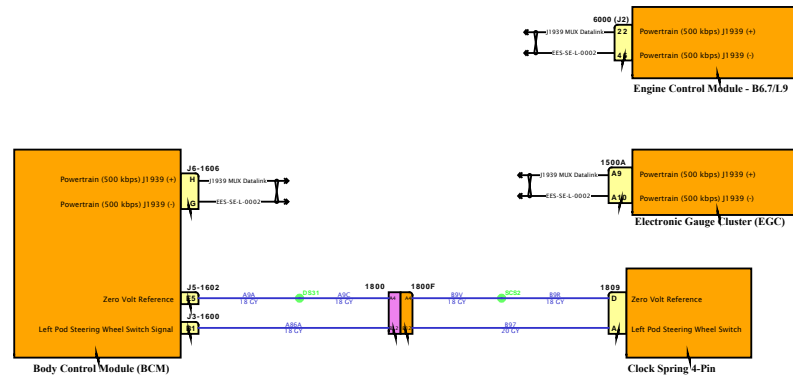
SOFTWARE FEATURE CODES



Diagram1

DESIGN DESCRIPTION

FEATURE CODES

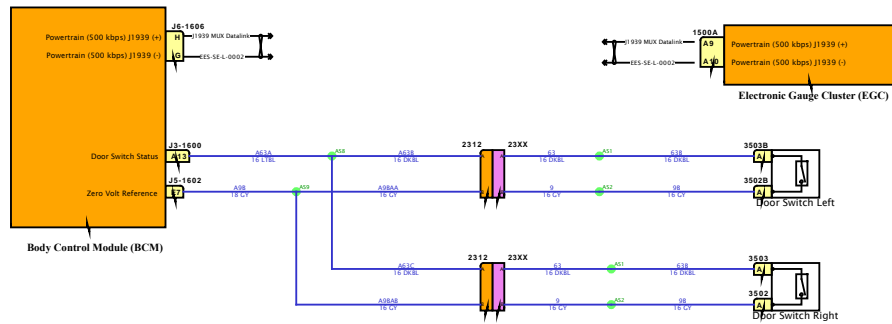


SOFTWARE FEATURE CODES



DESIGN DESCRIPTION

FEATURE CODES

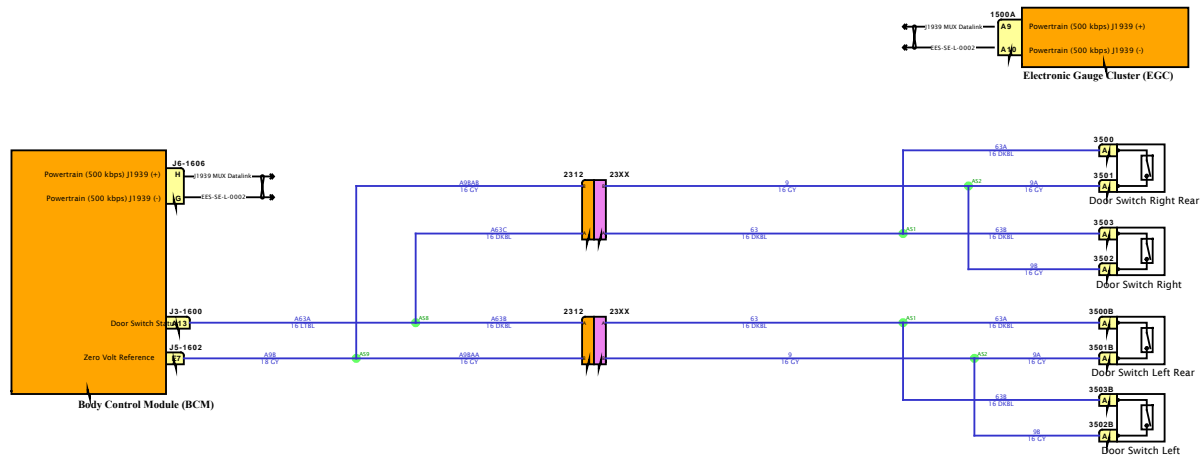


SOFTWARE FEATURE CODES

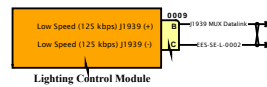
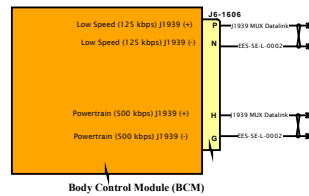
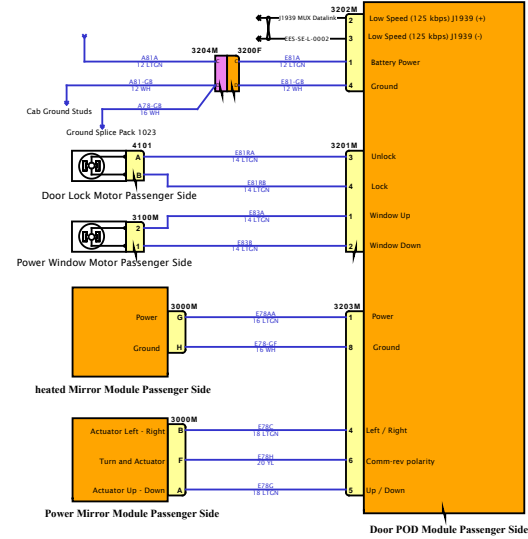
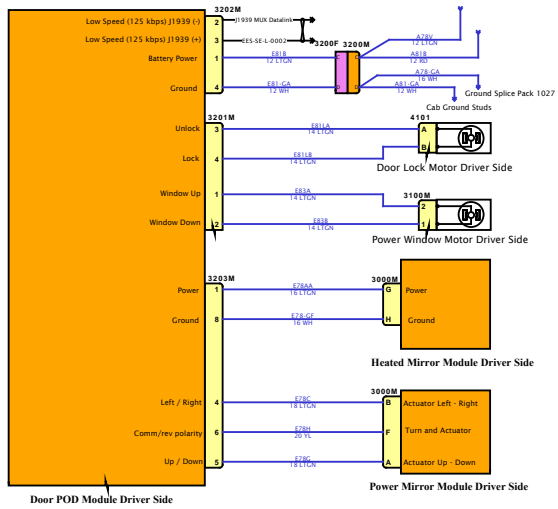


DESIGN DESCRIPTION

FEATURE CODES



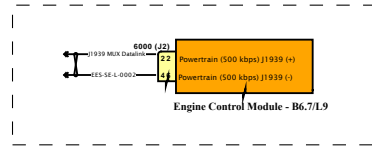
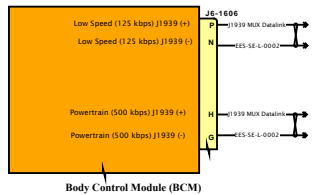
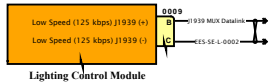

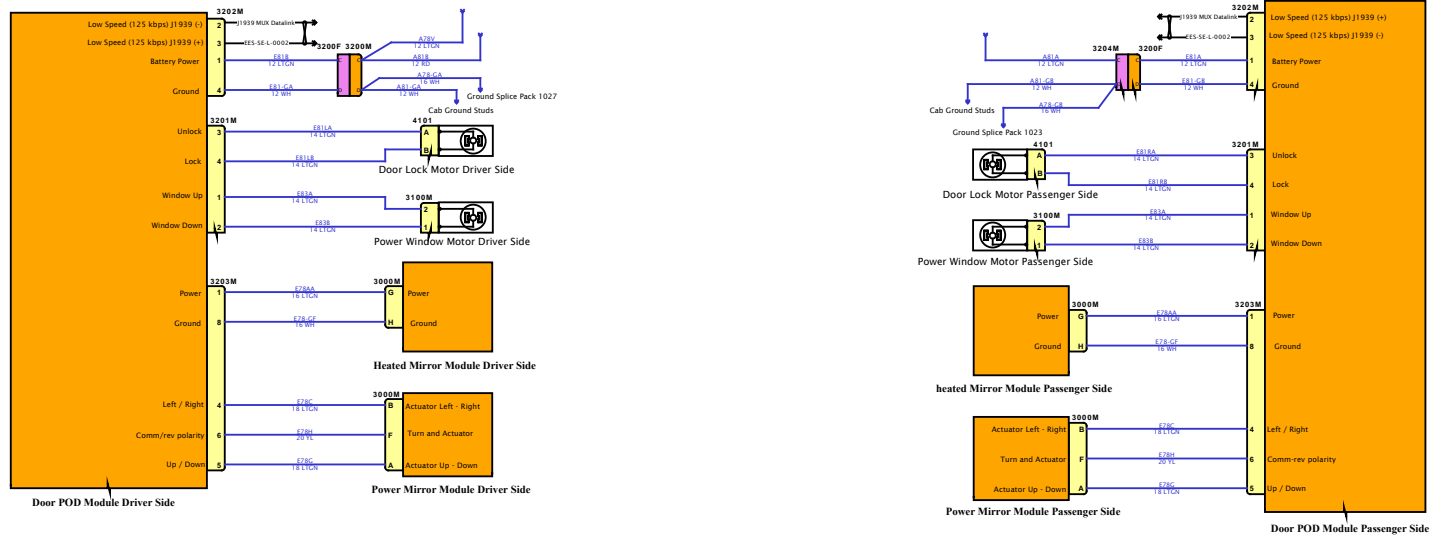
SOFTWARE FEATURE CODES



DESIGN DESCRIPTION

FEATURE CODES

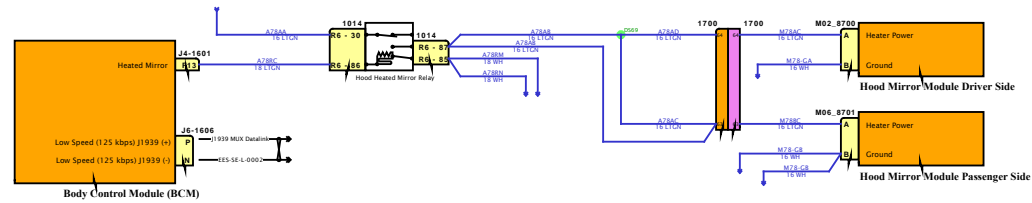
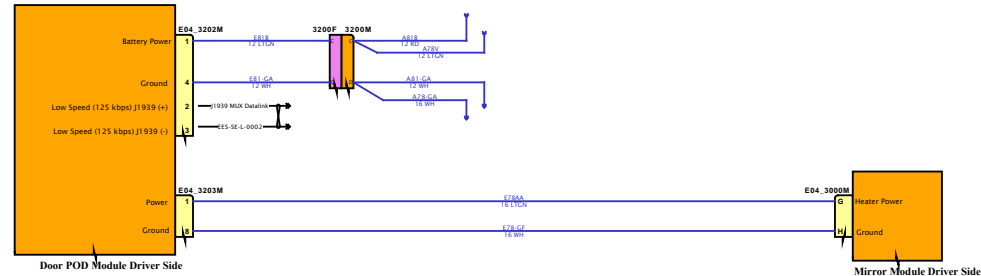
SOFTWARE FEATURE CODES

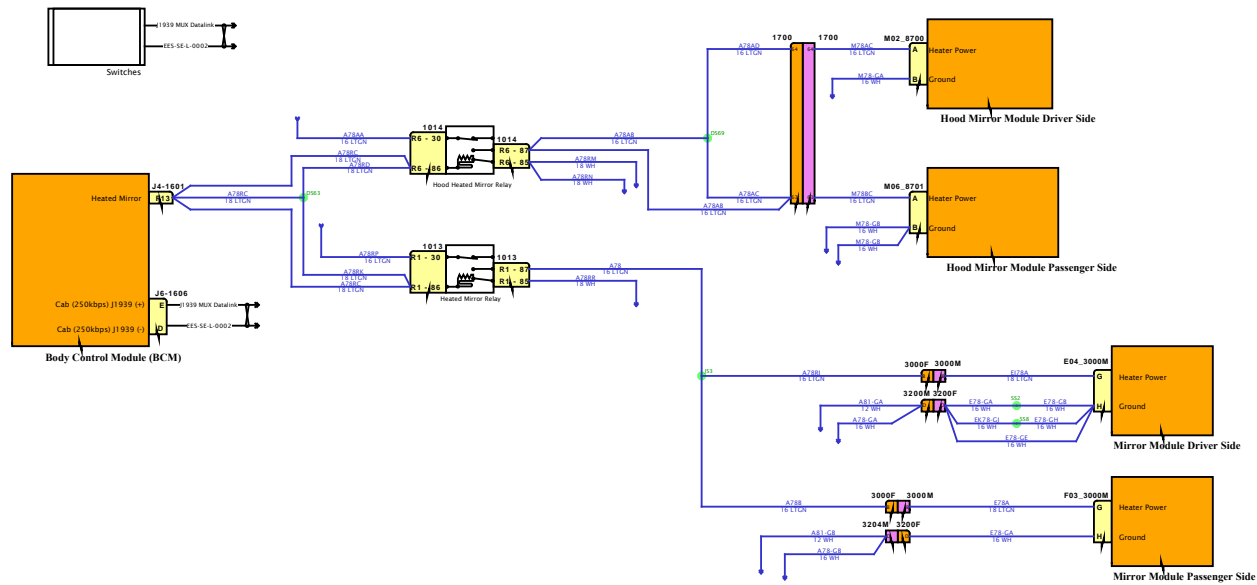


DESIGN DESCRIPTION

FEATURE CODES

SOFTWARE FEATURE CODES





DESIGN DESCRIPTION

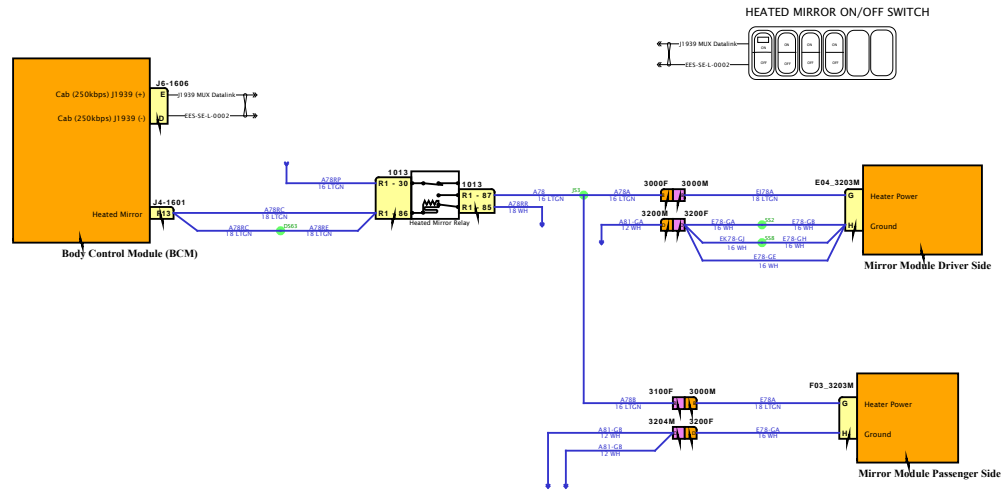
FEATURE CODES

SOFTWARE FEATURE CODES



DESIGN DESCRIPTION

FEATURE CODES

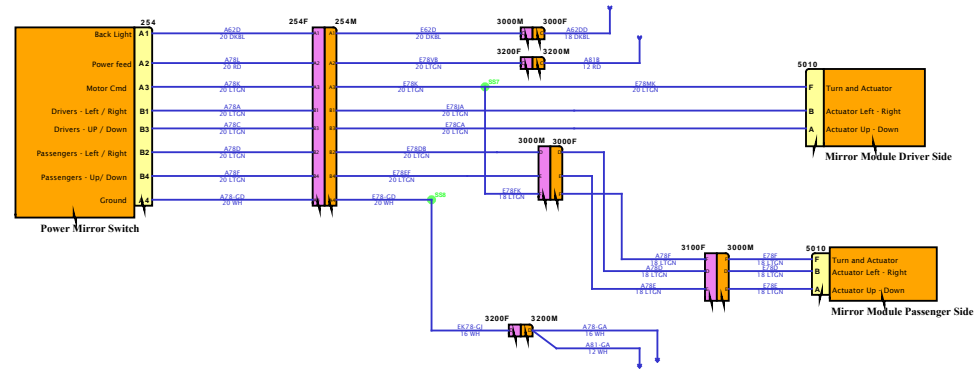


SOFTWARE FEATURE CODES



DESIGN DESCRIPTION

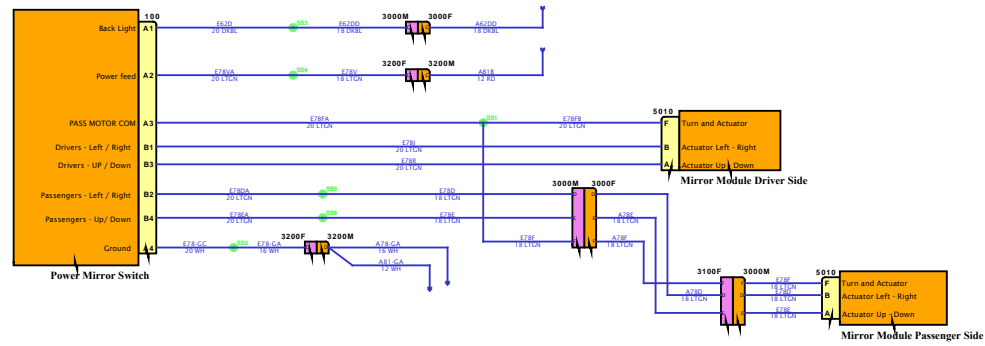
FEATURE CODES



SOFTWARE FEATURE CODES

DESIGN DESCRIPTION

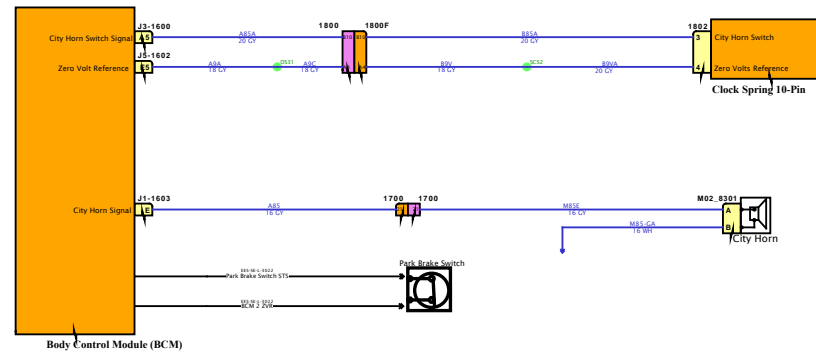
FEATURE CODES



SOFTWARE FEATURE CODES



Diagram1



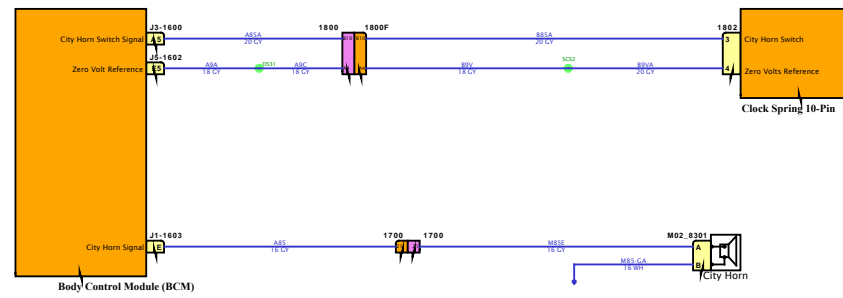
DESIGN DESCRIPTION

FEATURE CODES

SOFTWARE FEATURE CODES



Diagram1



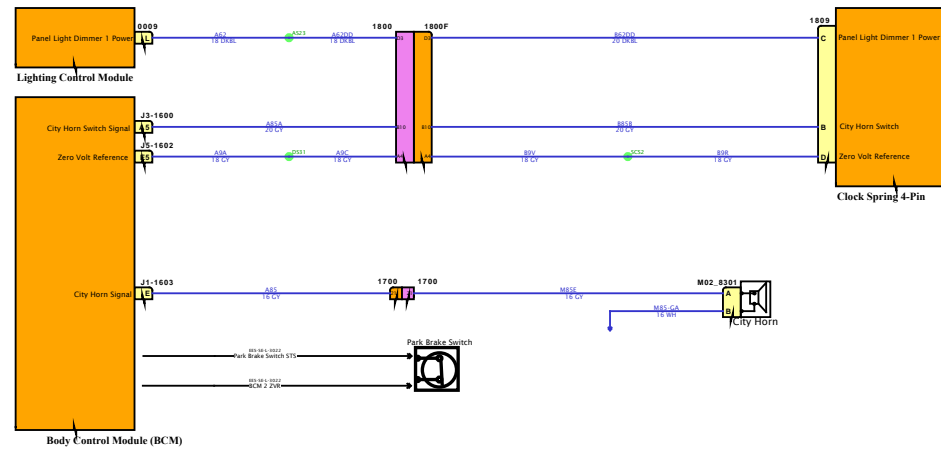
DESIGN DESCRIPTION

FEATURE CODES

SOFTWARE FEATURE CODES



Diagram1-Combination1



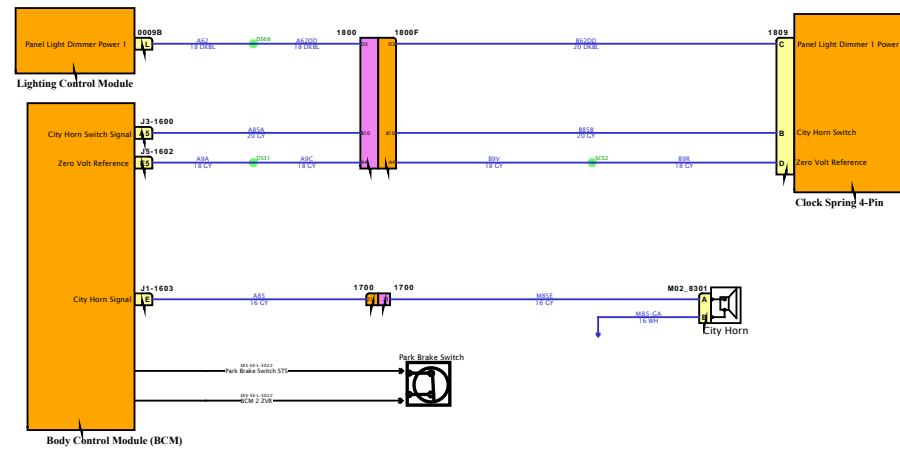
DESIGN DESCRIPTION

FEATURE CODES

SOFTWARE FEATURE CODES



Diagram1-Combination2



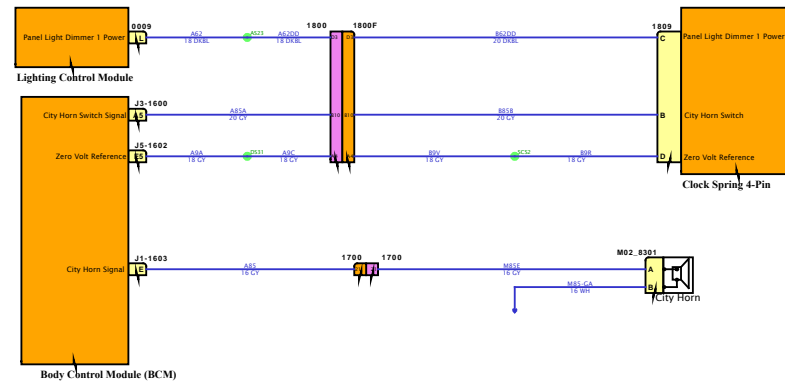
DESIGN DESCRIPTION

FEATURE CODES

SOFTWARE FEATURE CODES



Diagram1-Combination1



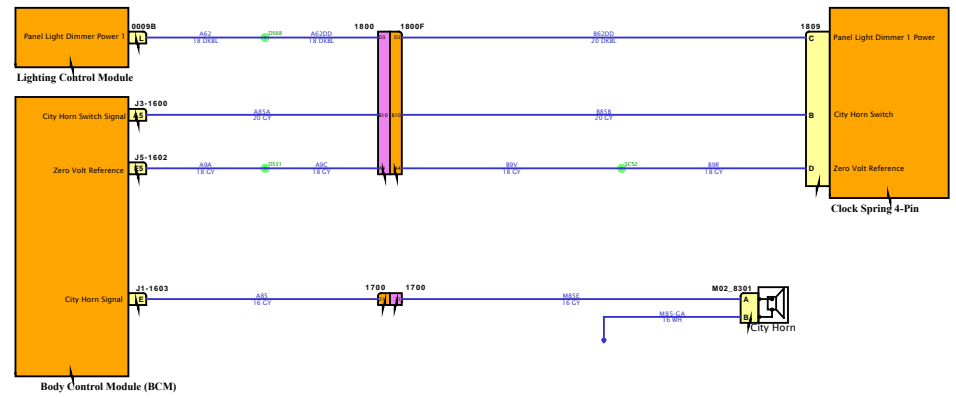
DESIGN DESCRIPTION

FEATURE CODES

SOFTWARE FEATURE CODES

DESIGN DESCRIPTION

FEATURE CODES



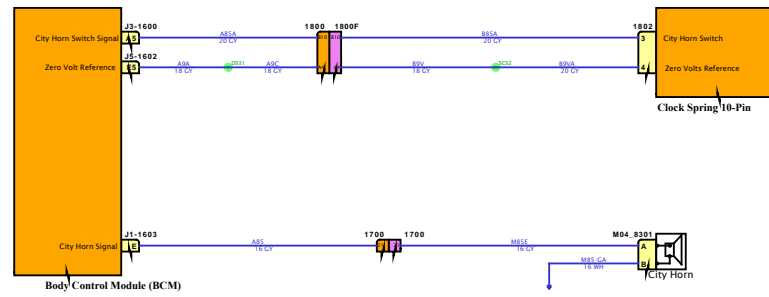
SOFTWARE FEATURE CODES



Diagram1

DESIGN DESCRIPTION

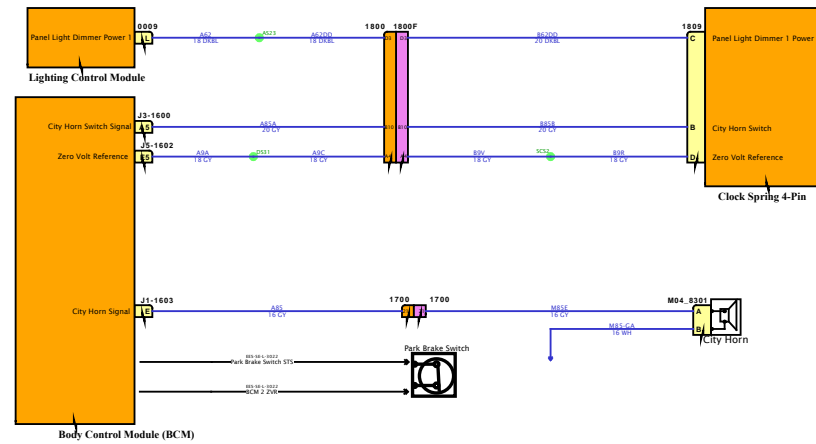
FEATURE CODES



SOFTWARE FEATURE CODES



Diagram1-Combination1



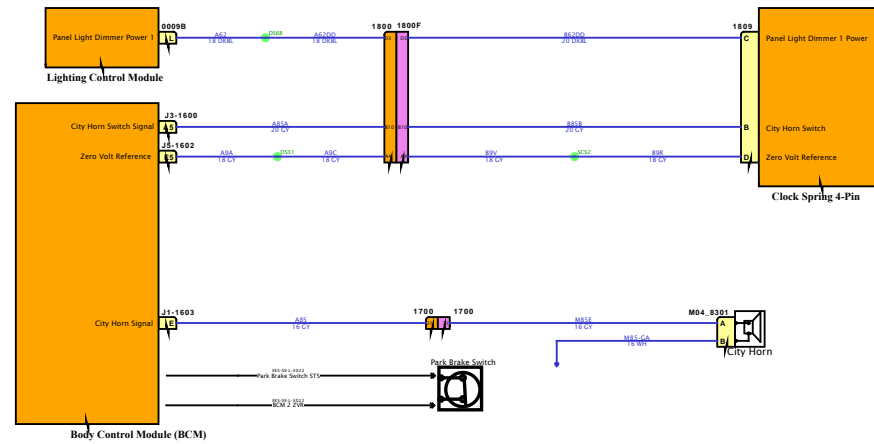
DESIGN DESCRIPTION

FEATURE CODES

SOFTWARE FEATURE CODES



Diagram1-Combination2



DESIGN DESCRIPTION

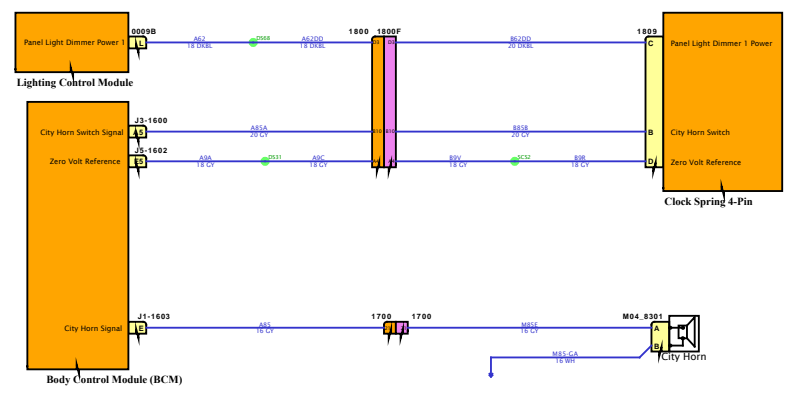
FEATURE CODES

SOFTWARE FEATURE CODES



DESIGN DESCRIPTION

FEATURE CODES



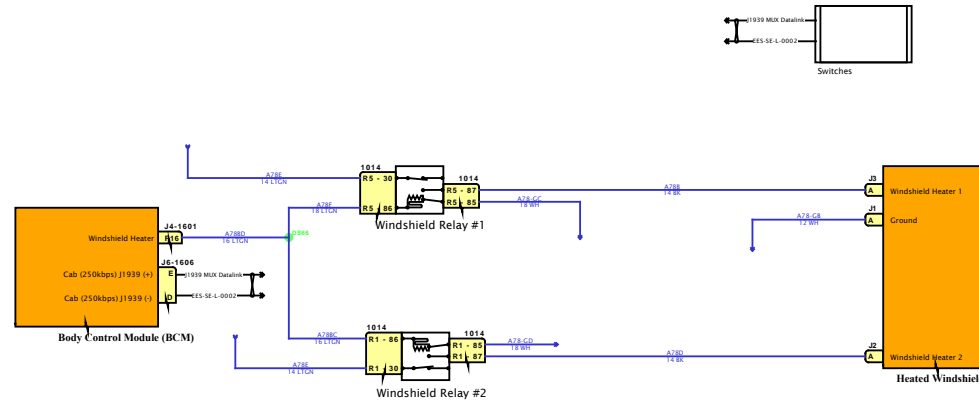
SOFTWARE FEATURE CODES



Diagram1

DESIGN DESCRIPTION

FEATURE CODES



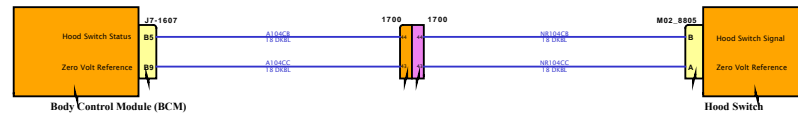
SOFTWARE FEATURE CODES



Diagram1

DESIGN DESCRIPTION

FEATURE CODES



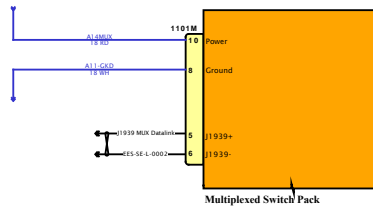
SOFTWARE FEATURE CODES



DESIGN DESCRIPTION

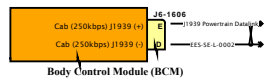
FEATURE CODES

* NOTE - The device depicted below is a multiplexed switch pack that includes a pigtail harness that is utilized for "daisy-chaining" with other multiplexed switch packs or to connect back to the Instrument Panel harness for continuation of the HMI Standard (125kbps) J1939 backbone. The below diagram only shows the battery and ground feeds since only those are required to correctly drive the wiring needed in the harnesses.



SOFTWARE FEATURE CODES

Diagram1

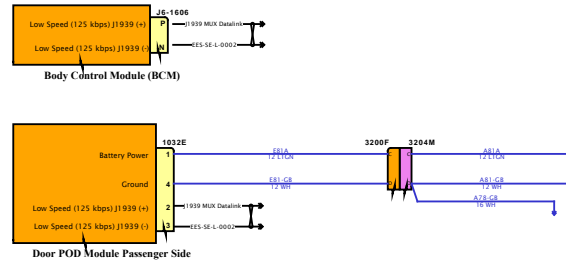


DESIGN DESCRIPTION

FEATURE CODES

SOFTWARE FEATURE CODES





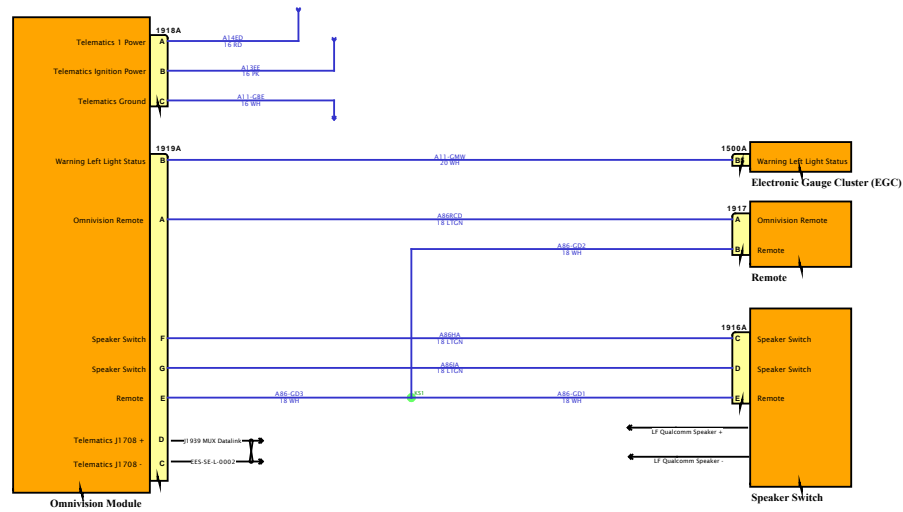
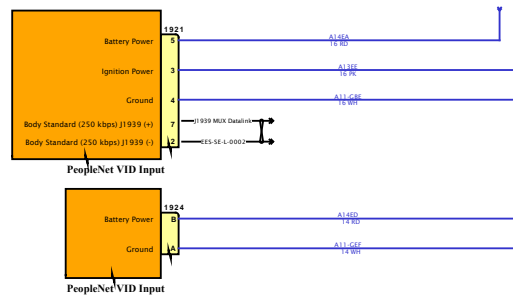


Diagram1



DESIGN DESCRIPTION

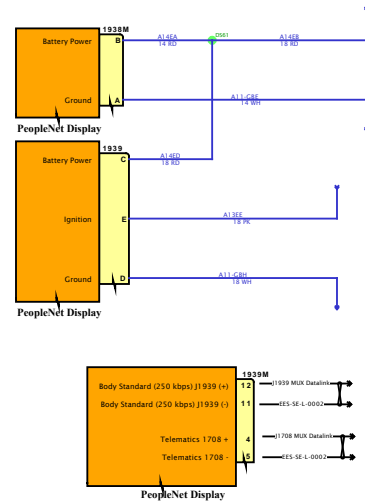
FEATURE CODES

SOFTWARE FEATURE CODES



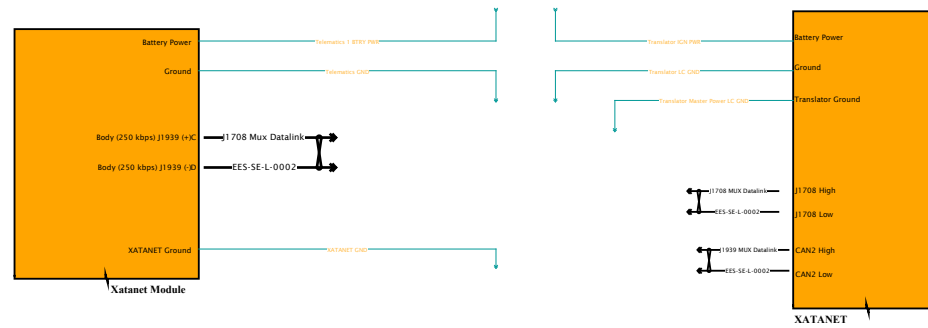
DESIGN DESCRIPTION

FEATURE CODES



SOFTWARE FEATURE CODES

Diagram1



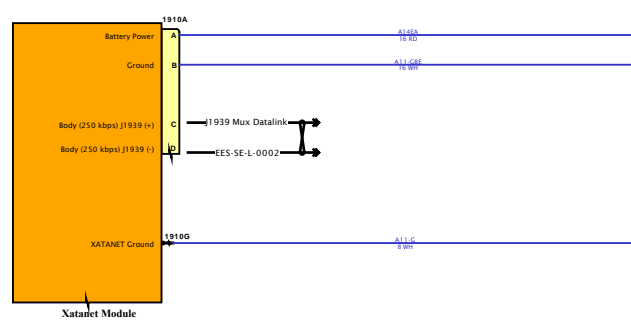
DESIGN DESCRIPTION

FEATURE CODES

SOFTWARE FEATURE CODES



Diagram1



DESIGN DESCRIPTION

FEATURE CODES

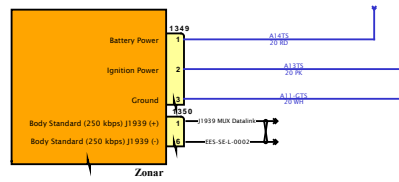
SOFTWARE FEATURE CODES



Diagram1

DESIGN DESCRIPTION

FEATURE CODES



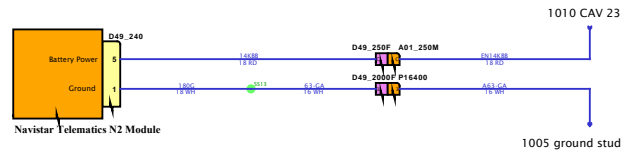
SOFTWARE FEATURE CODES



Diagram1

DESIGN DESCRIPTION

FEATURE CODES

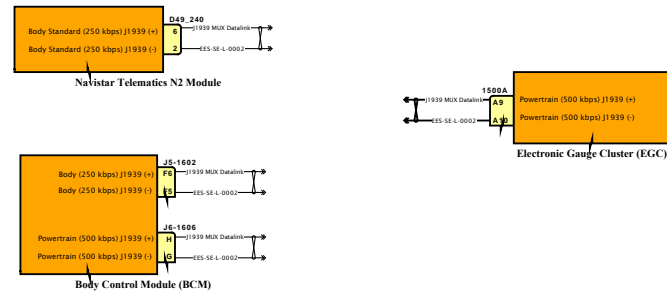


SOFTWARE FEATURE CODES



DESIGN DESCRIPTION

FEATURE CODES



SOFTWARE FEATURE CODES

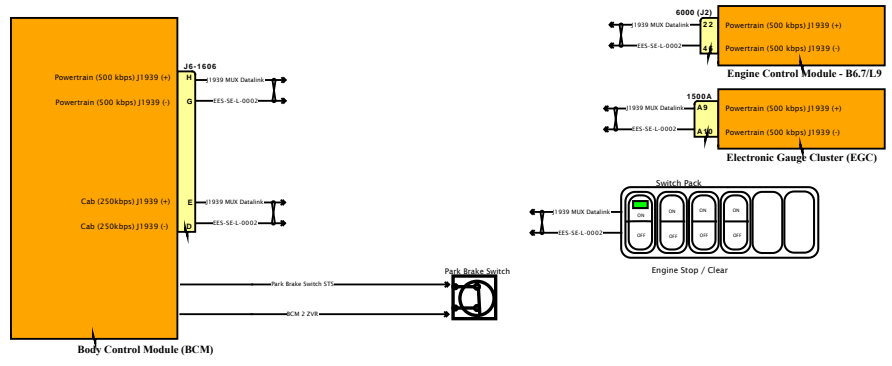
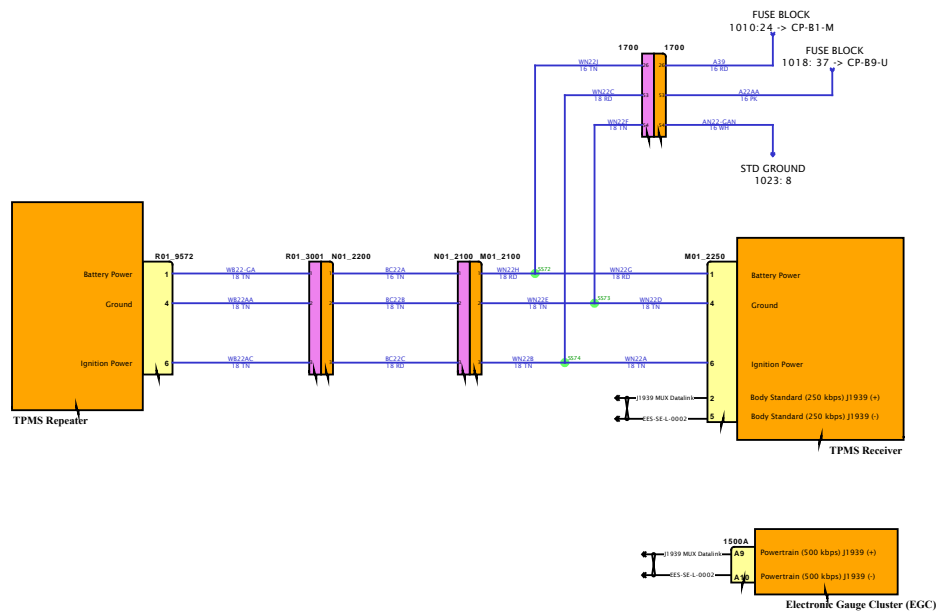


Diagram1 - 4X2, 4x4 w/ High Visibility Hood



DESIGN DESCRIPTION

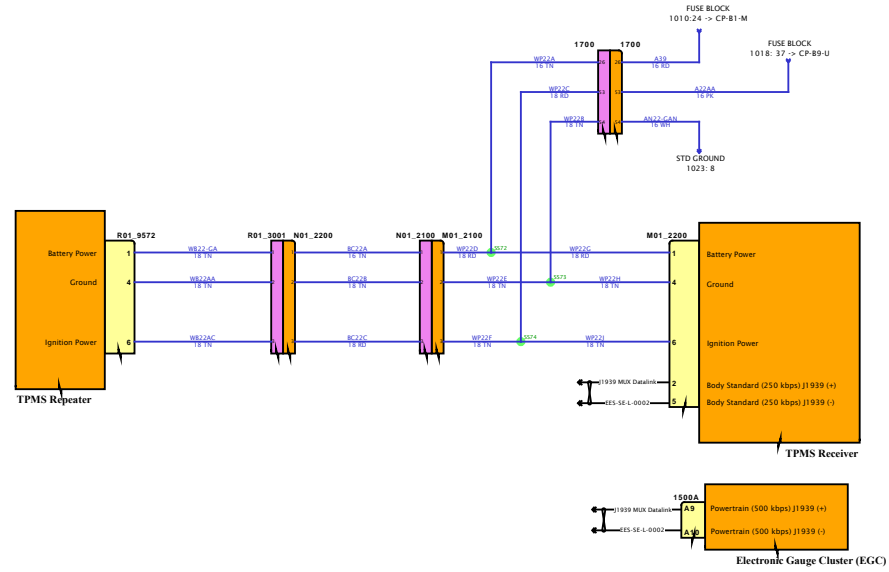
FEATURE CODES

SOFTWARE FEATURE CODES



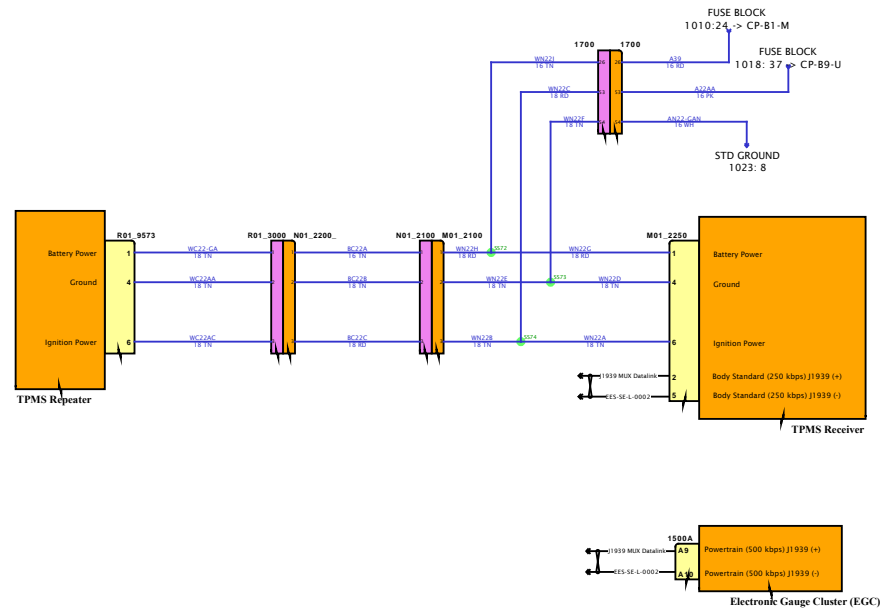
DESIGN DESCRIPTION

FEATURE CODES



SOFTWARE FEATURE CODES



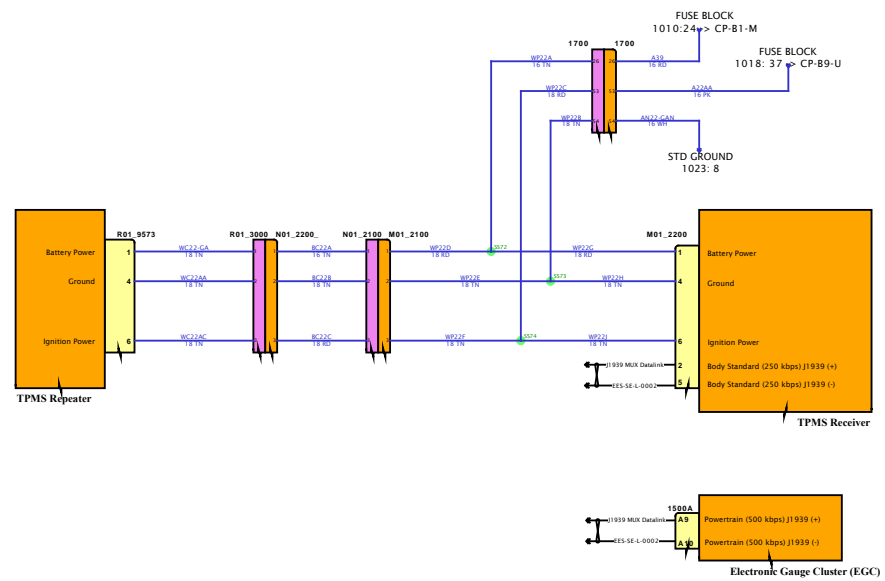


DESIGN DESCRIPTION

FEATURE CODES

SOFTWARE FEATURE CODES





DESIGN DESCRIPTION

FEATURE CODES

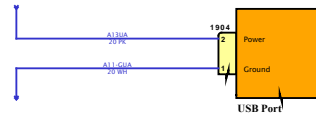
SOFTWARE FEATURE CODES



Diagram1

DESIGN DESCRIPTION

FEATURE CODES



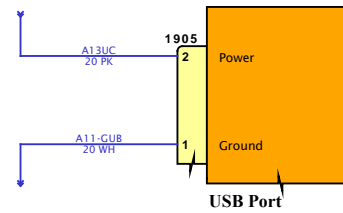
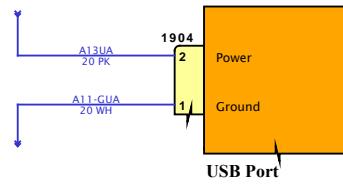
SOFTWARE FEATURE CODES

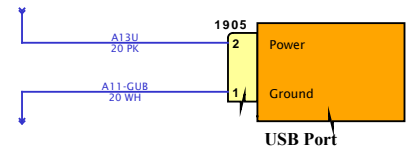
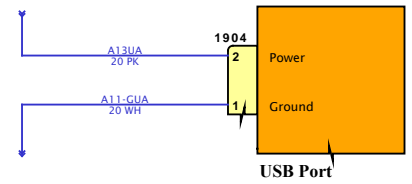
NASTAR
NATIONAL ASSOCIATION OF STATE TREASURERS

DESIGN DESCRIPTION

FEATURE CODES

SOFTWARE FEATURE CODES





DESIGN DESCRIPTION

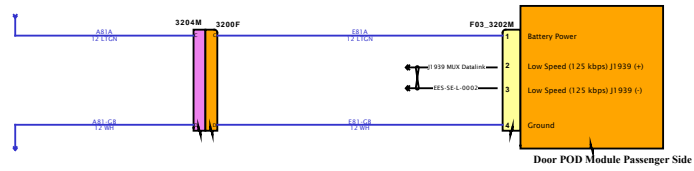
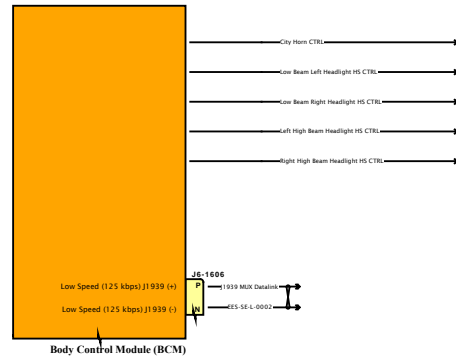
FEATURE CODES

SOFTWARE FEATURE CODES

Diagram1

DESIGN DESCRIPTION

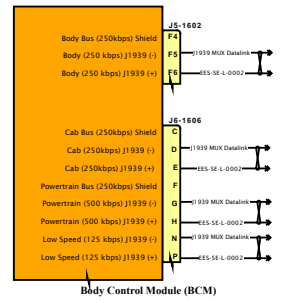
FEATURE CODES



SOFTWARE FEATURE CODES



Diagram1



DESIGN DESCRIPTION

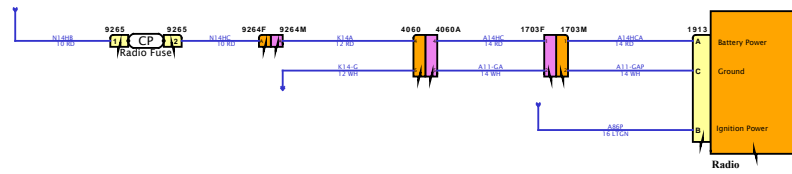
FEATURE CODES

SOFTWARE FEATURE CODES



DESIGN DESCRIPTION

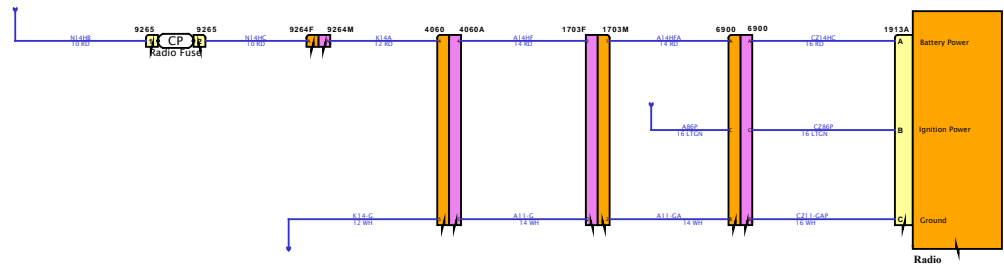
FEATURE CODES



SOFTWARE FEATURE CODES

DESIGN DESCRIPTION

FEATURE CODES



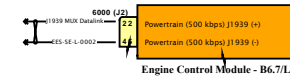
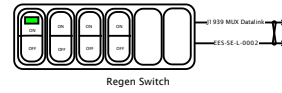
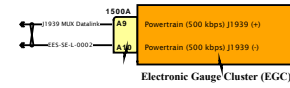
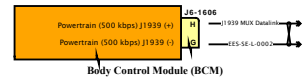
SOFTWARE FEATURE CODES



Diagram1

DESIGN DESCRIPTION

FEATURE CODES

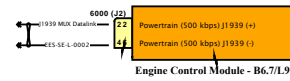
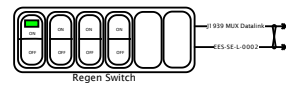
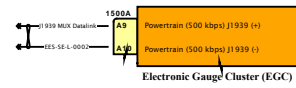
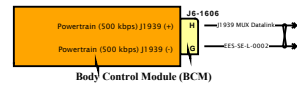


SOFTWARE FEATURE CODES



DESIGN DESCRIPTION

FEATURE CODES

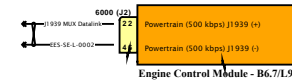
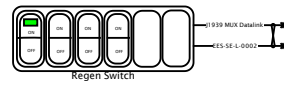
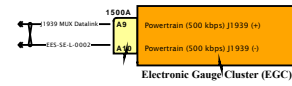
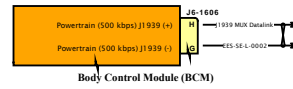


SOFTWARE FEATURE CODES

Diagram1

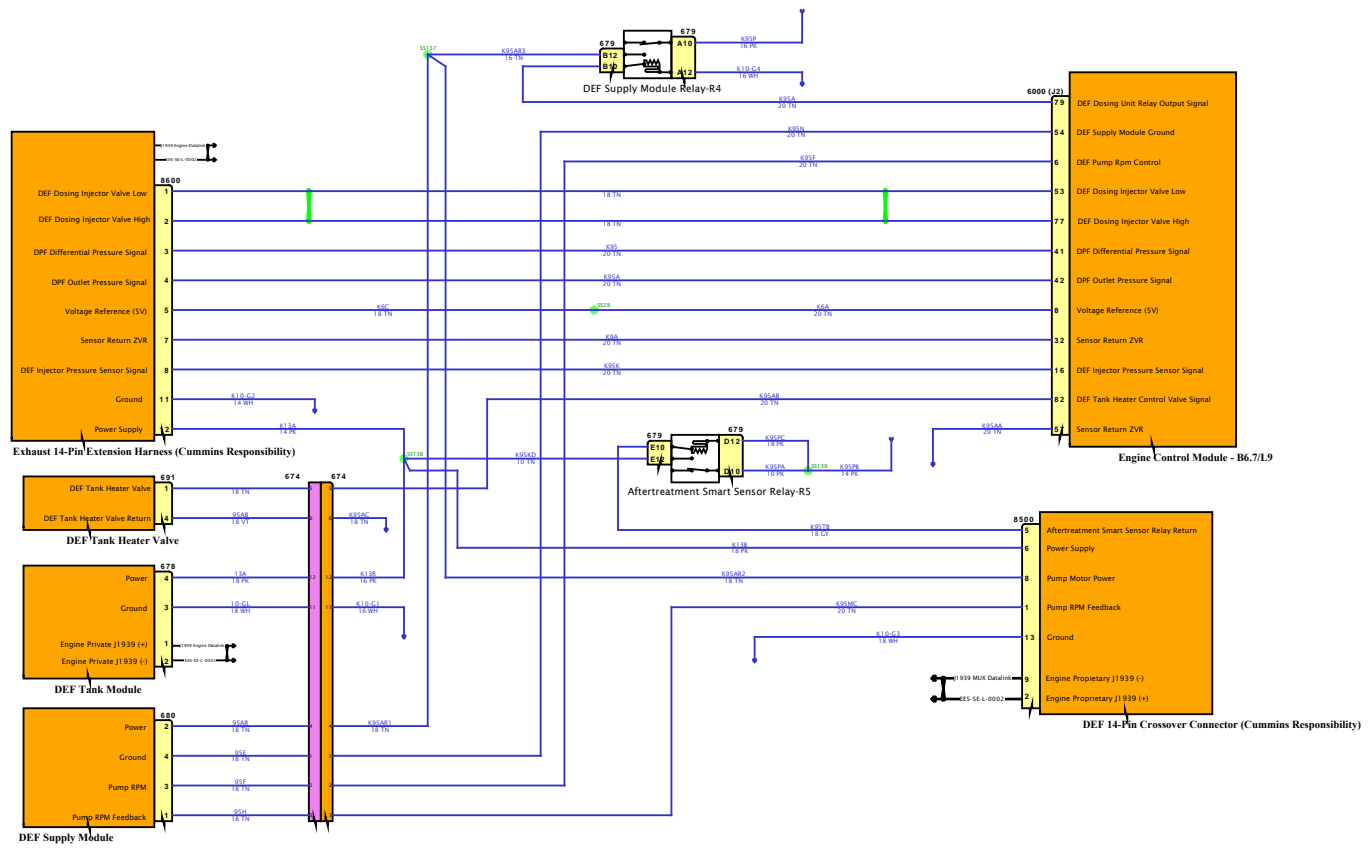
DESIGN DESCRIPTION

FEATURE CODES



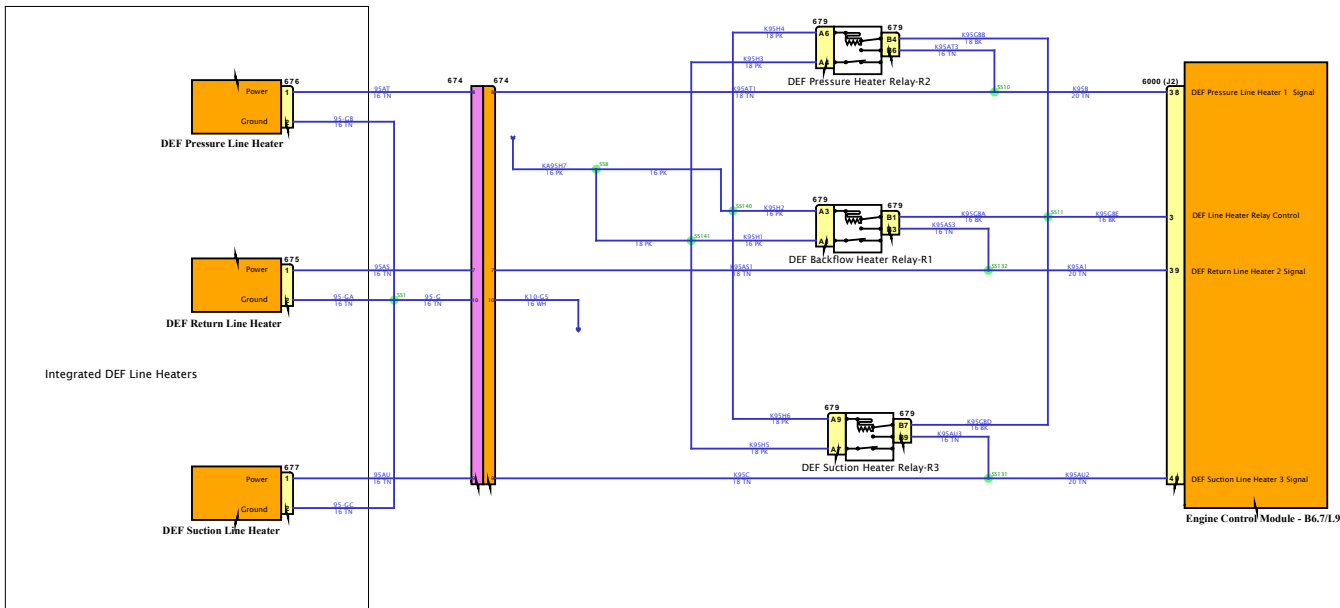
SOFTWARE FEATURE CODES



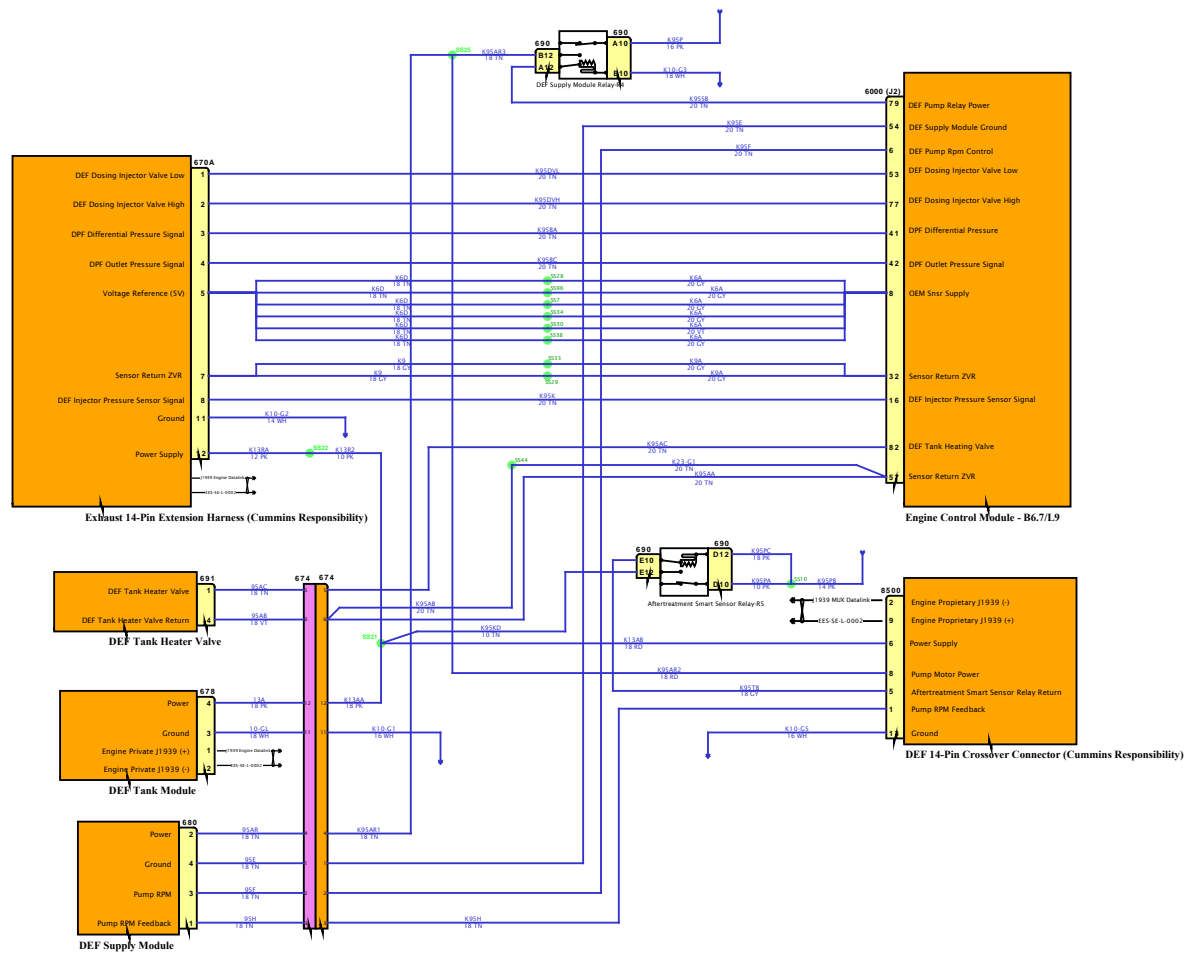


DESIGN DESCRIPTION

FEATURE CODES



SOFTWARE FEATURE CODES



DESIGN DESCRIPTION

FEATURE CODES

SOFTWARE FEATURE CODES



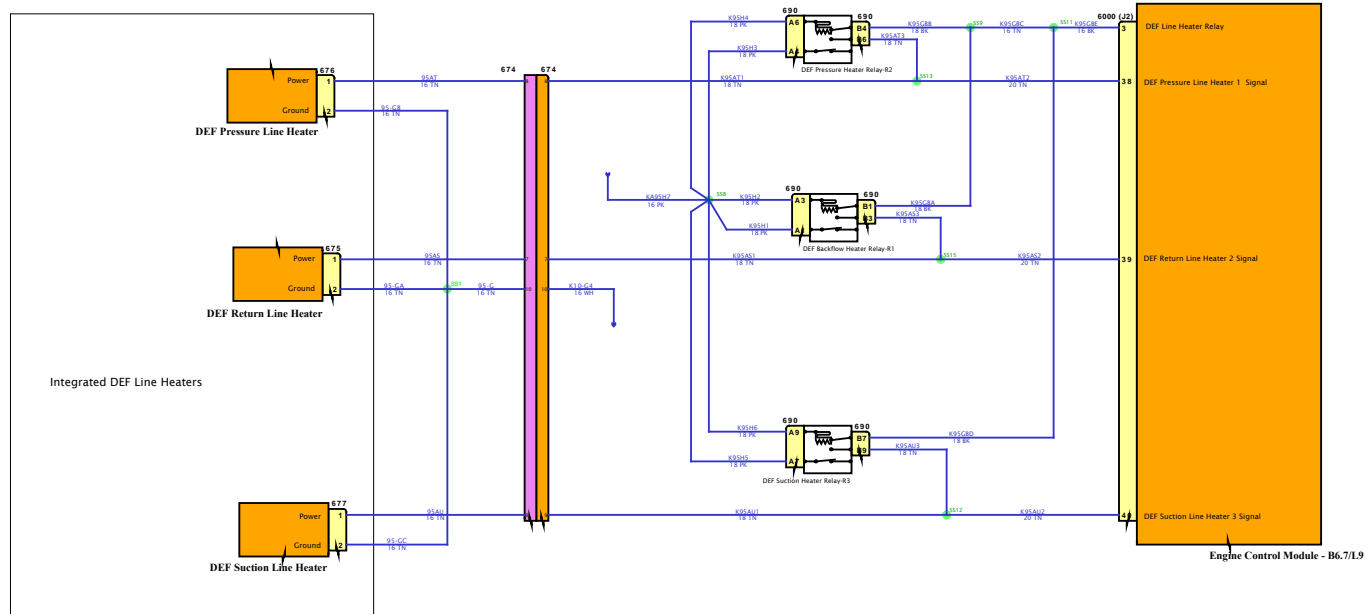
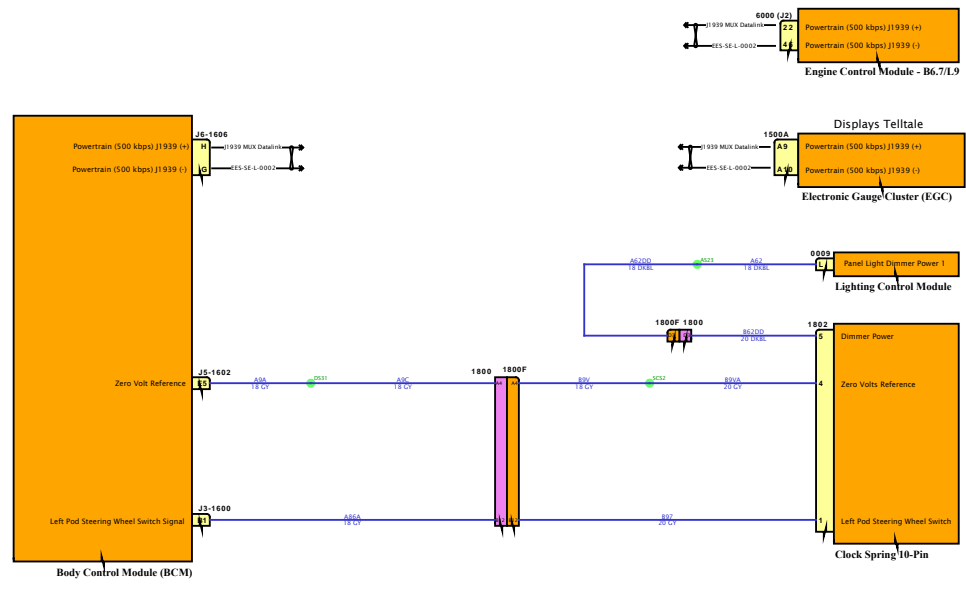


Diagram1-Combination1



DESIGN DESCRIPTION

FEATURE CODES

SOFTWARE FEATURE CODES



DESIGN DESCRIPTION

FEATURE CODES

SOFTWARE FEATURE CODES

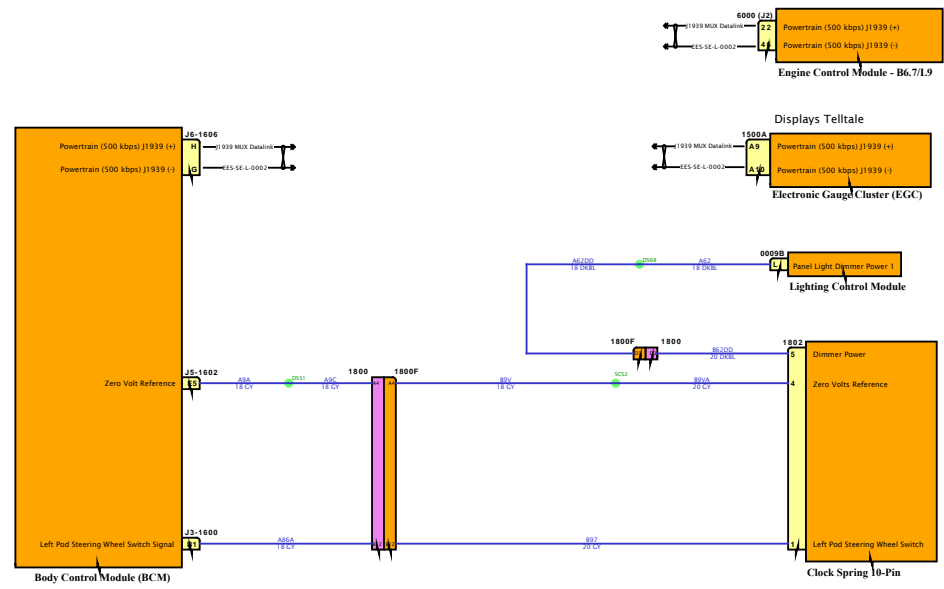
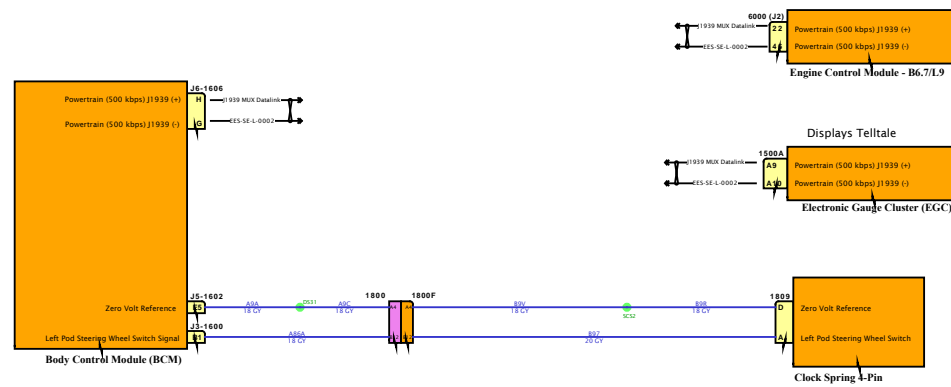


Diagram1



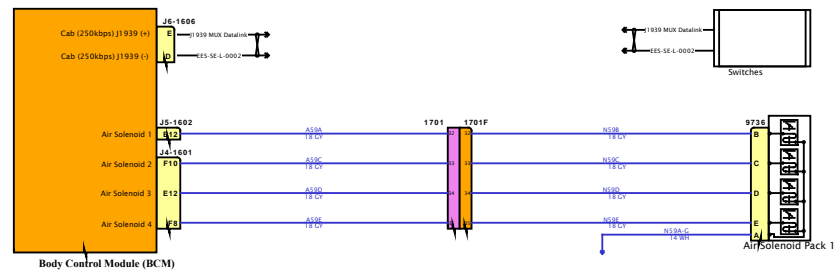
DESIGN DESCRIPTION

FEATURE CODES

SOFTWARE FEATURE CODES



Diagram1



DESIGN DESCRIPTION

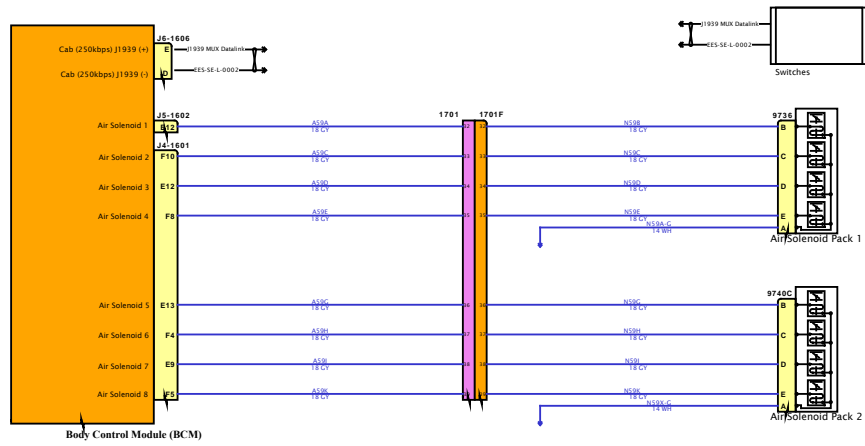
FEATURE CODES

SOFTWARE FEATURE CODES



DESIGN DESCRIPTION

FEATURE CODES

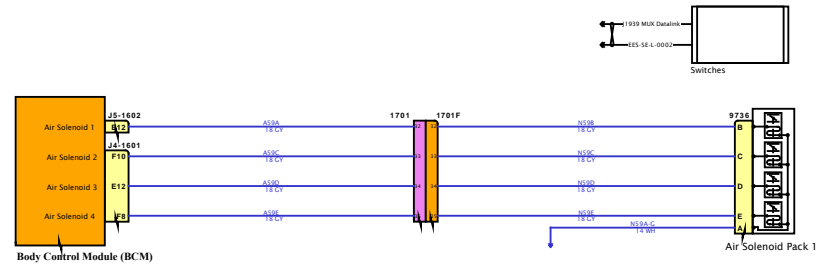


SOFTWARE FEATURE CODES

Diagram1

DESIGN DESCRIPTION

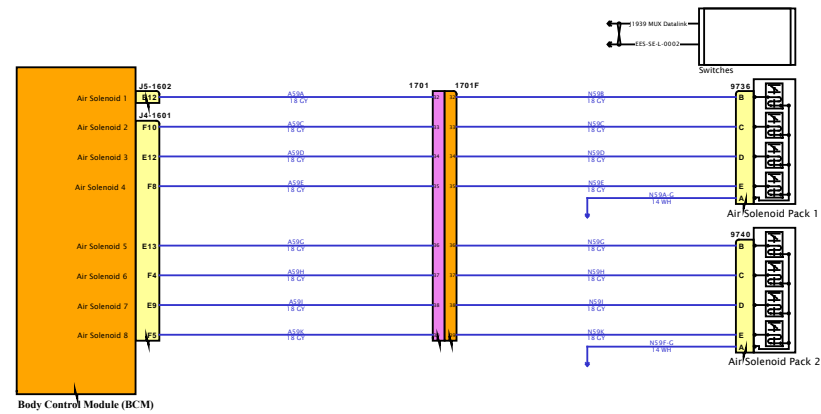
FEATURE CODES



SOFTWARE FEATURE CODES



Diagram1-Combination1

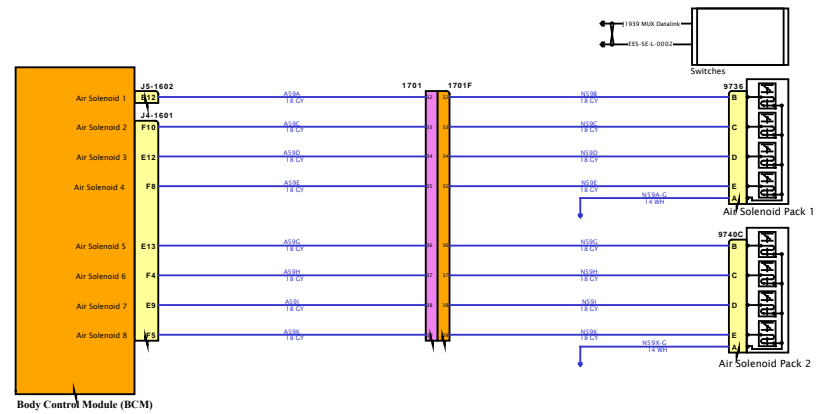


DESIGN DESCRIPTION

FEATURE CODES

SOFTWARE FEATURE CODES



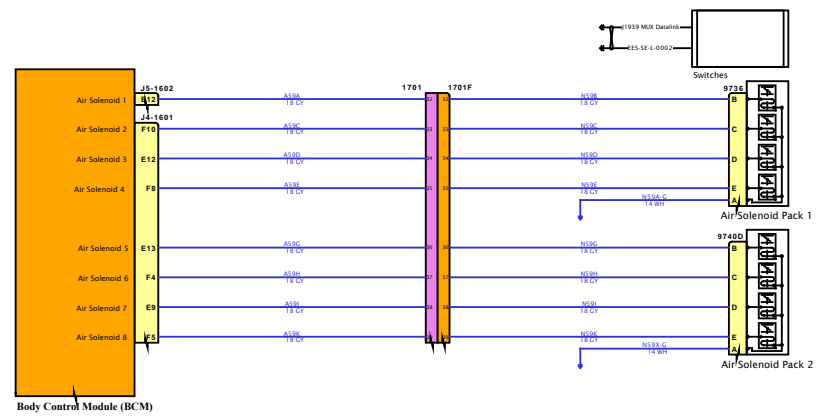


DESIGN DESCRIPTION

FEATURE CODES

SOFTWARE FEATURE CODES



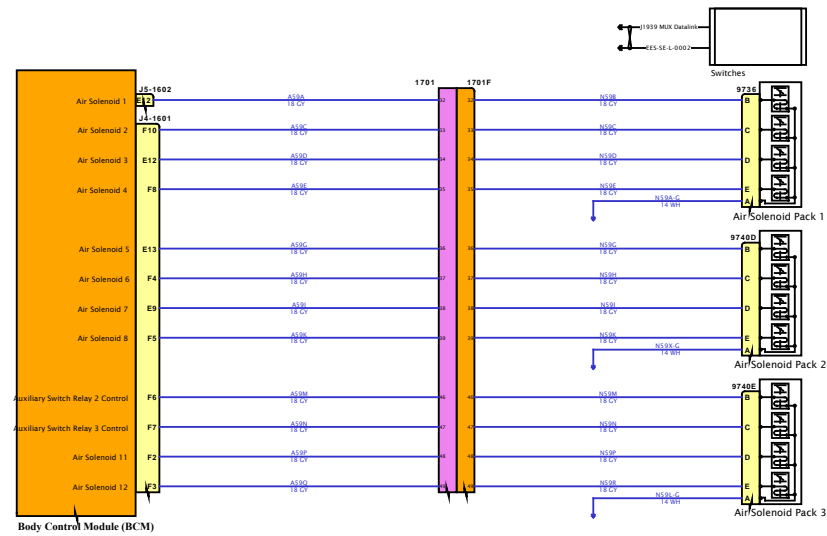


DESIGN DESCRIPTION

FEATURE CODES

SOFTWARE FEATURE CODES

Diagram1



DESIGN DESCRIPTION

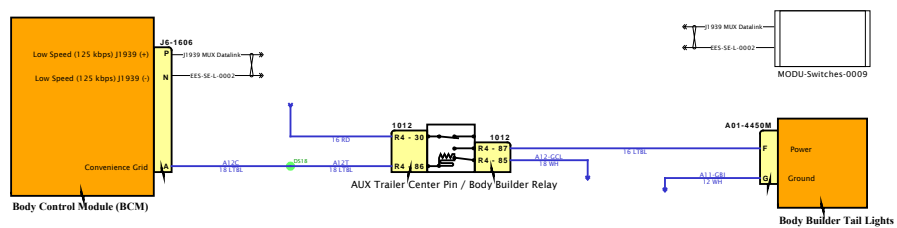
FEATURE CODES

SOFTWARE FEATURE CODES



DESIGN DESCRIPTION

FEATURE CODES

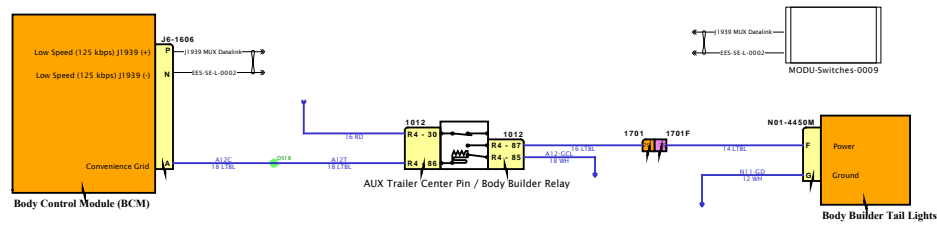


SOFTWARE FEATURE CODES

Diagram1-Option 2 (Back-of-Cab, W/08HAB)

DESIGN DESCRIPTION

FEATURE CODES



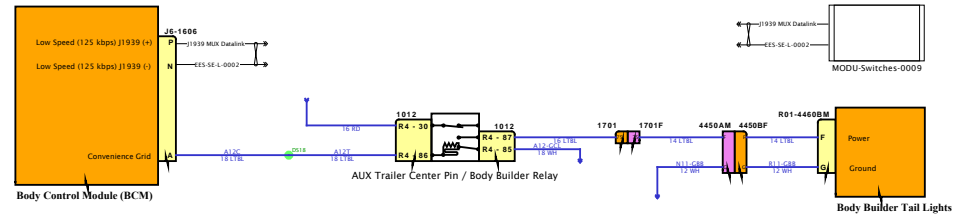
SOFTWARE FEATURE CODES



Diagram1-Option 3 (End-of-Frame, W/08HAE)

DESIGN DESCRIPTION

FEATURE CODES

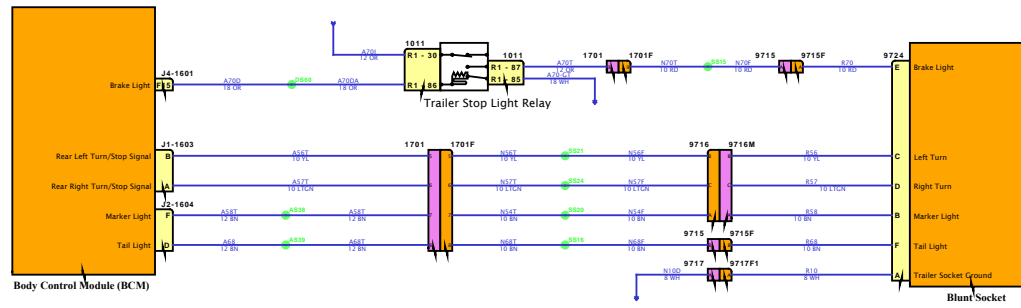


SOFTWARE FEATURE CODES



DESIGN DESCRIPTION

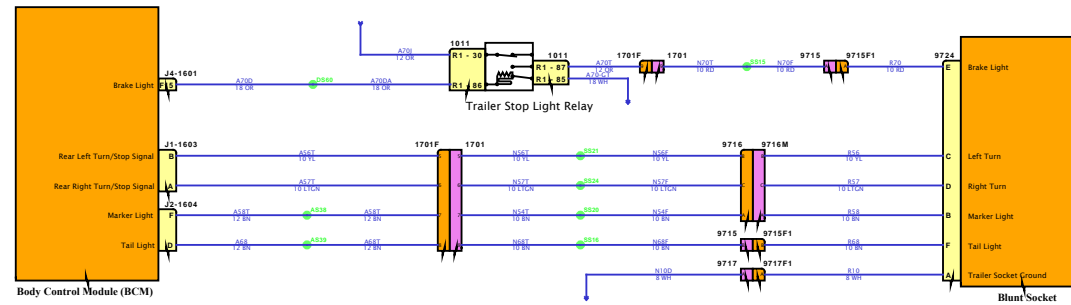
FEATURE CODES



SOFTWARE FEATURE CODES



Diagram1



DESIGN DESCRIPTION

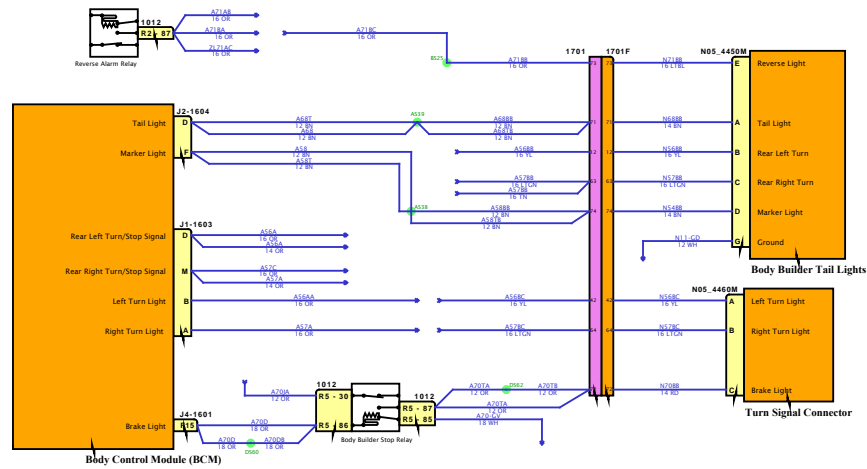
FEATURE CODES

SOFTWARE FEATURE CODES



DESIGN DESCRIPTION

FEATURE CODES

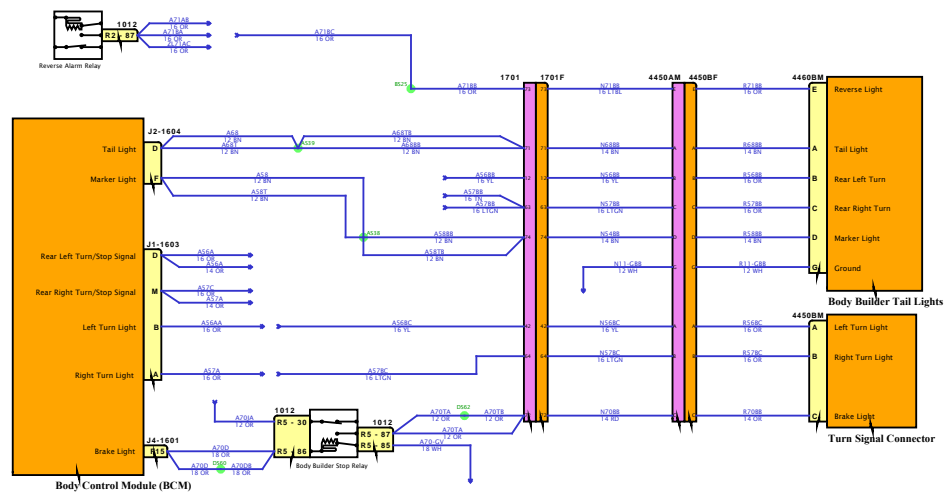


SOFTWARE FEATURE CODES



DESIGN DESCRIPTION

FEATURE CODES



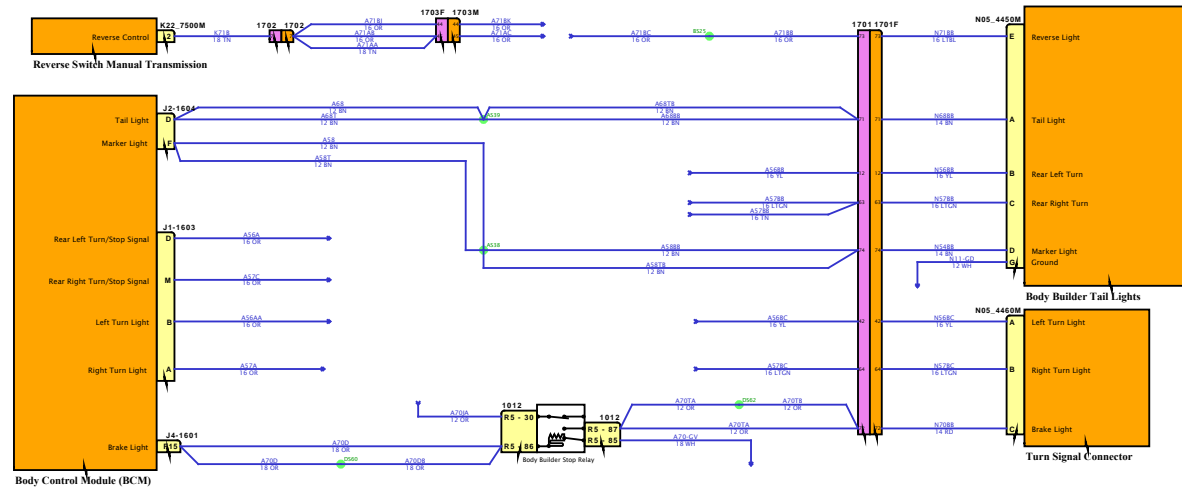
SOFTWARE FEATURE CODES



Diagram1-Combination1

DESIGN DESCRIPTION

FEATURE CODES

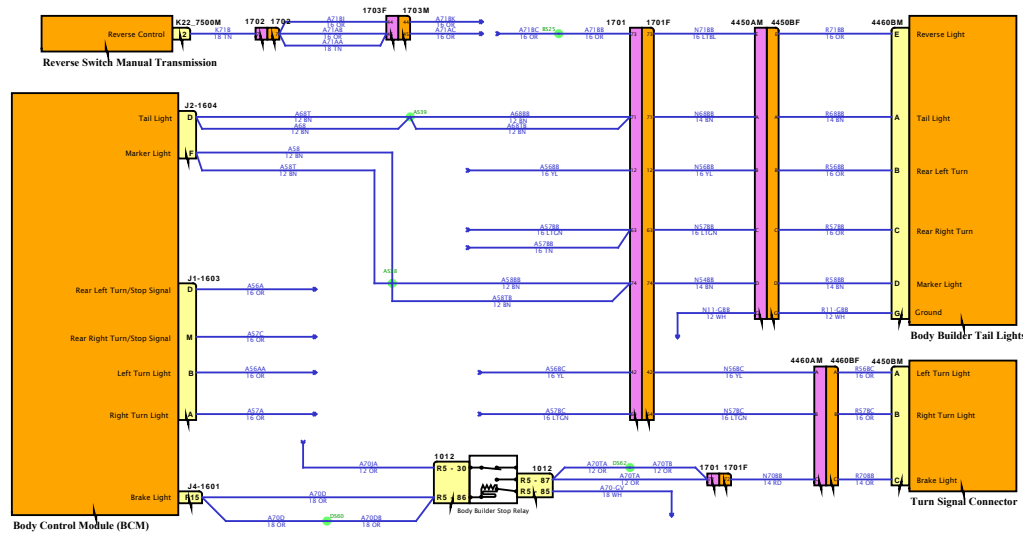


SOFTWARE FEATURE CODES



DESIGN DESCRIPTION

FEATURE CODES

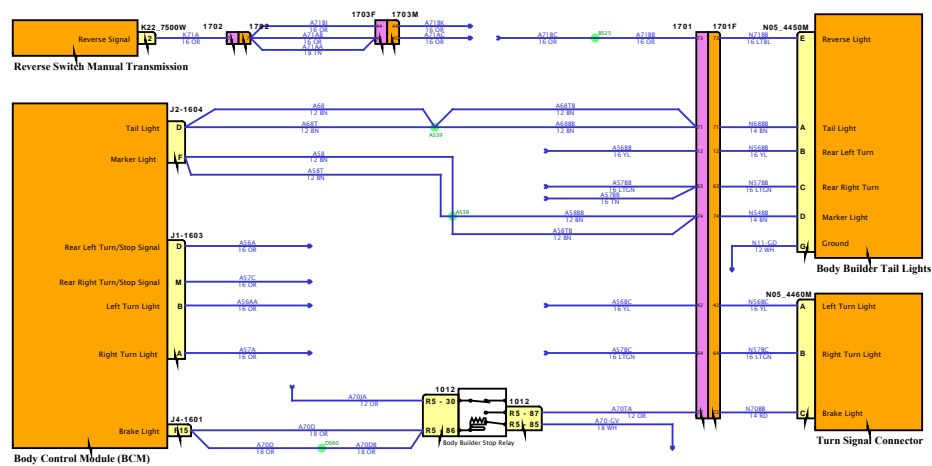


SOFTWARE FEATURE CODES



DESIGN DESCRIPTION

FEATURE CODES

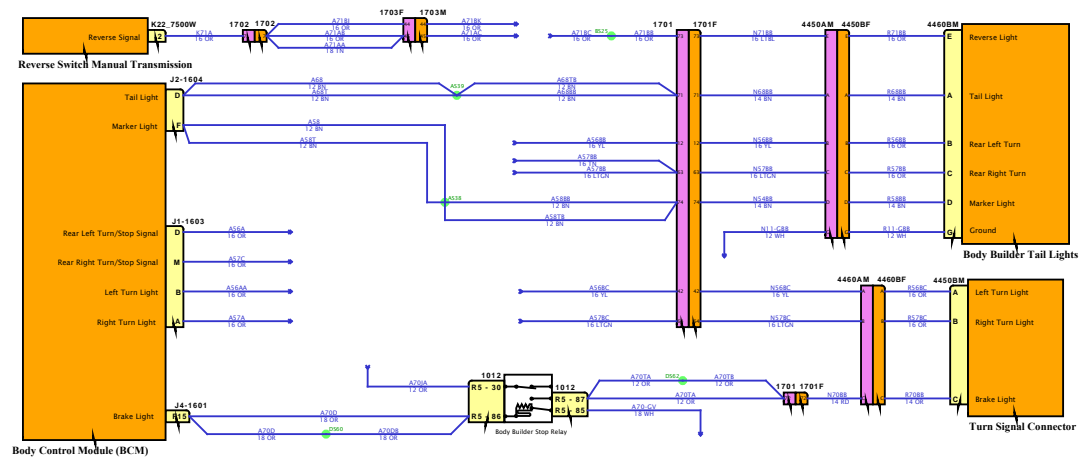


SOFTWARE FEATURE CODES



DESIGN DESCRIPTION

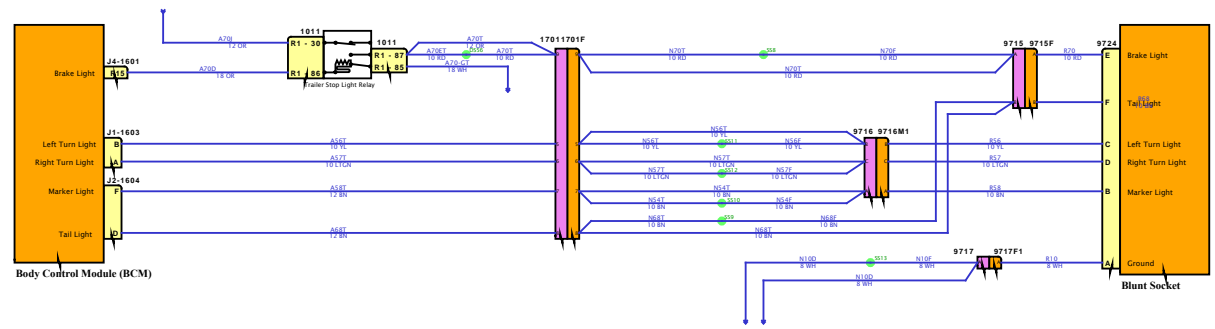
FEATURE CODES



SOFTWARE FEATURE CODES



Diagram1



DESIGN DESCRIPTION

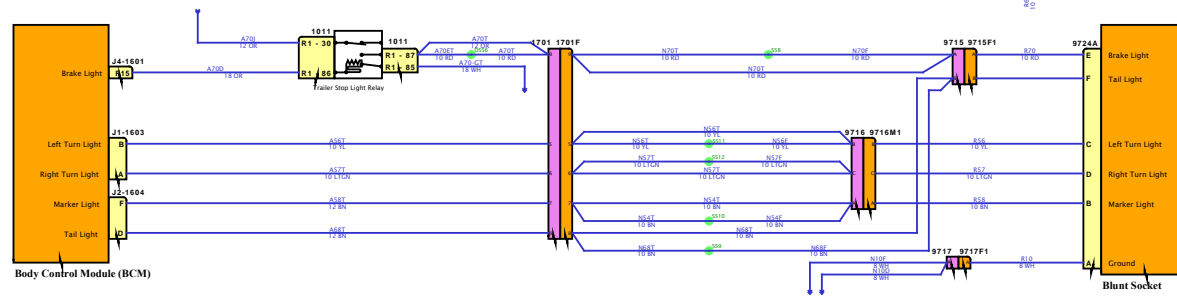
FEATURE CODES

SOFTWARE FEATURE CODES



DESIGN DESCRIPTION

FEATURE CODES



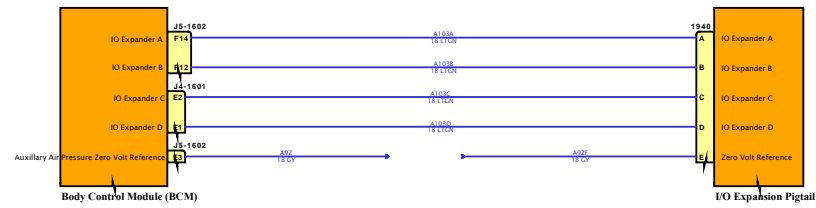
SOFTWARE FEATURE CODES



Diagram1

DESIGN DESCRIPTION

FEATURE CODES



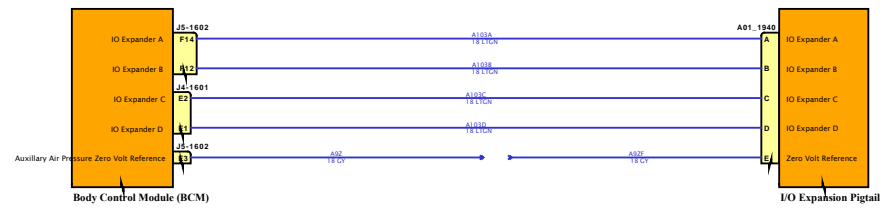
SOFTWARE FEATURE CODES



Diagram1

DESIGN DESCRIPTION

FEATURE CODES



SOFTWARE FEATURE CODES



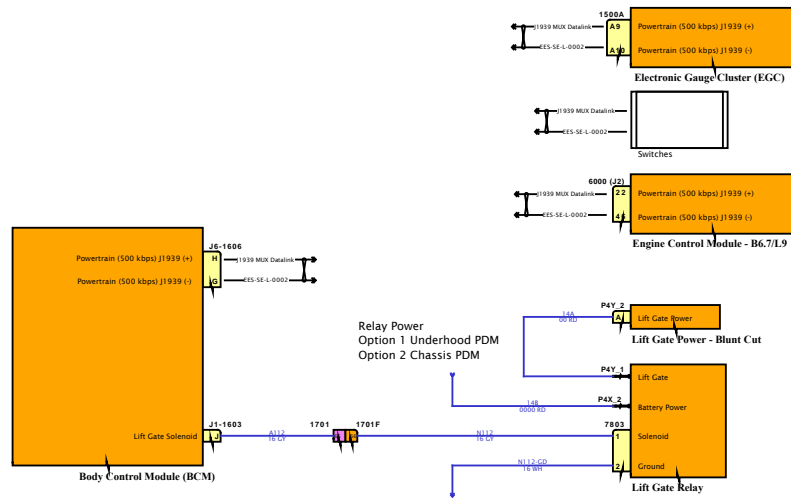
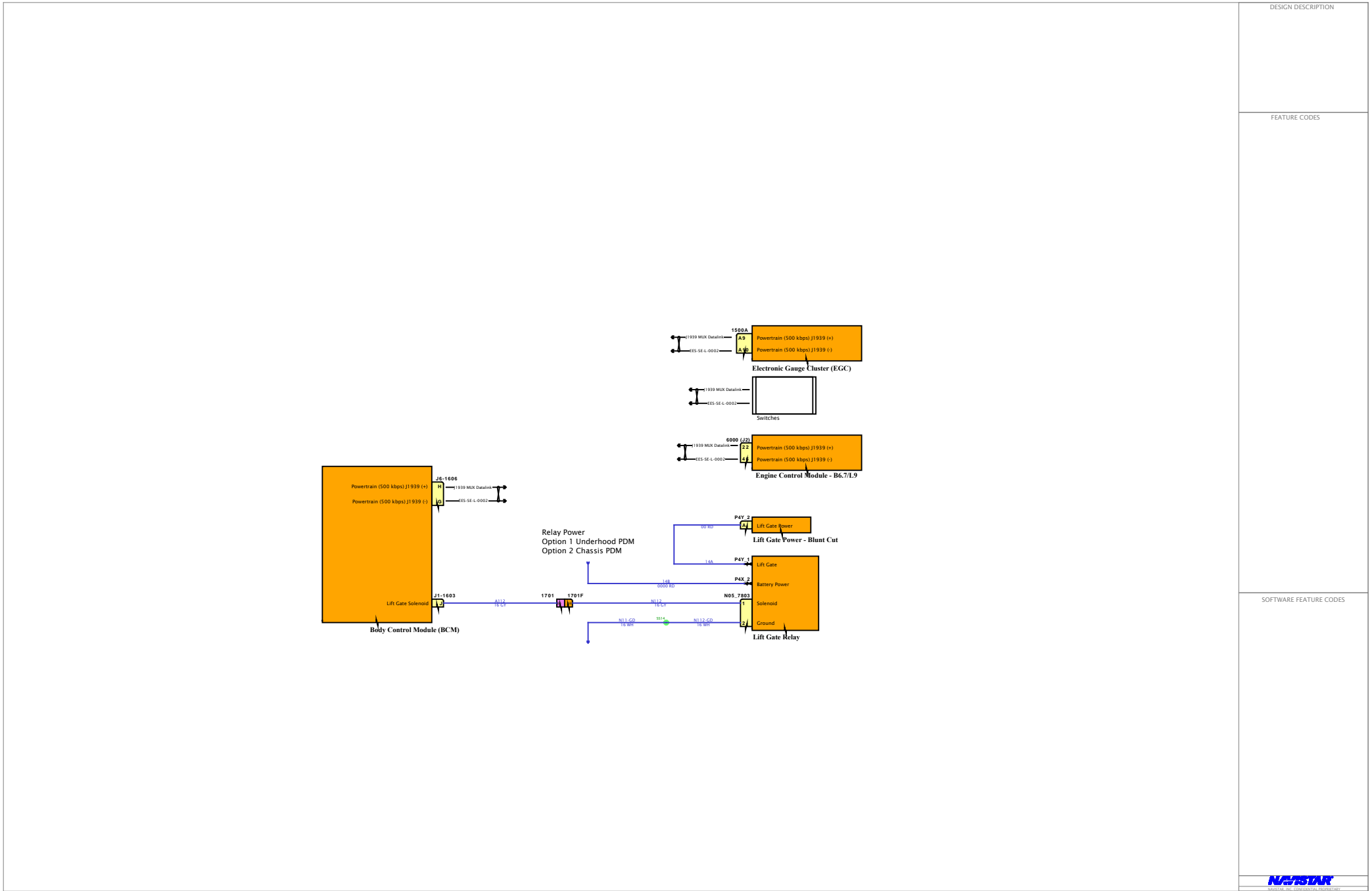


Diagram1

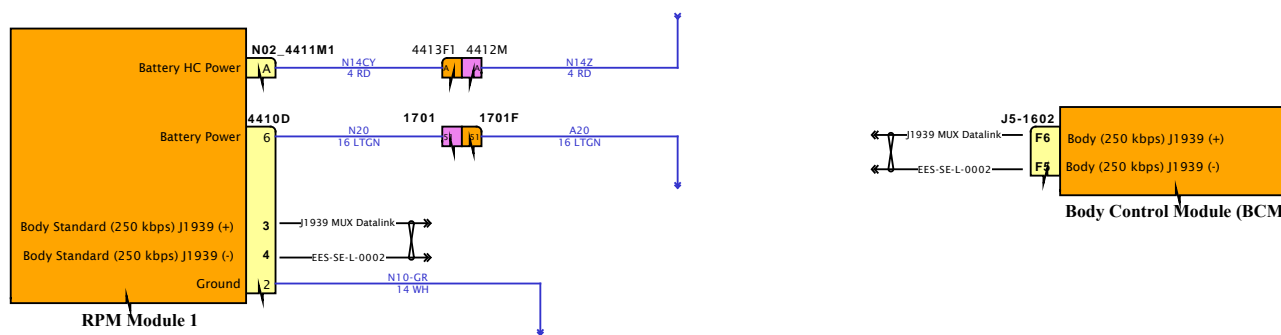


DESIGN DESCRIPTION

FEATURE CODES

SOFTWARE FEATURE CODES

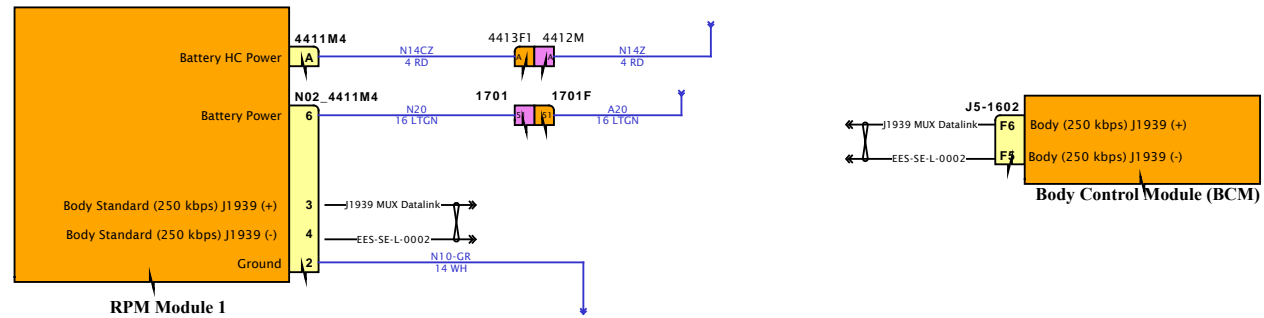




DESIGN DESCRIPTION

FEATURE CODES

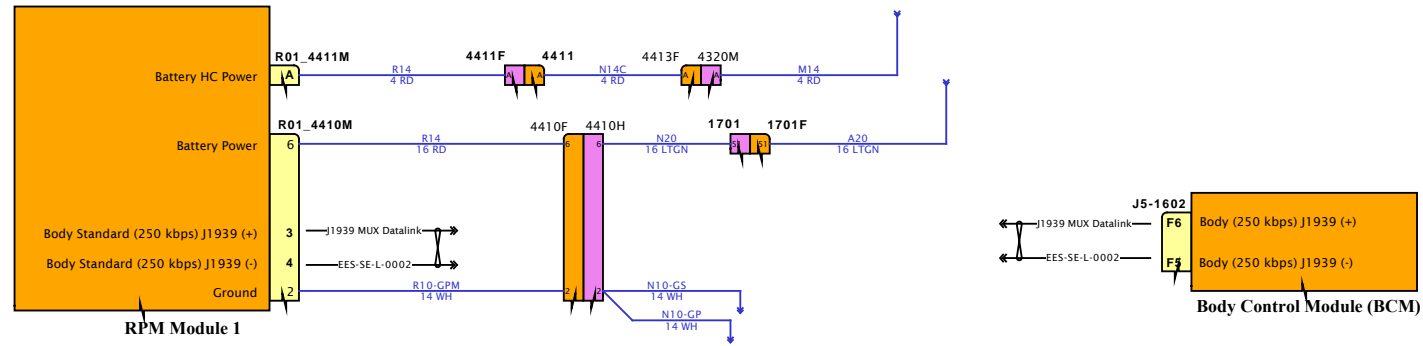
SOFTWARE FEATURE CODES



DESIGN DESCRIPTION

FEATURE CODES

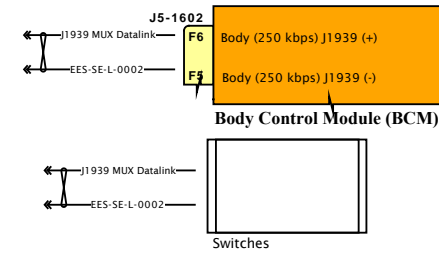
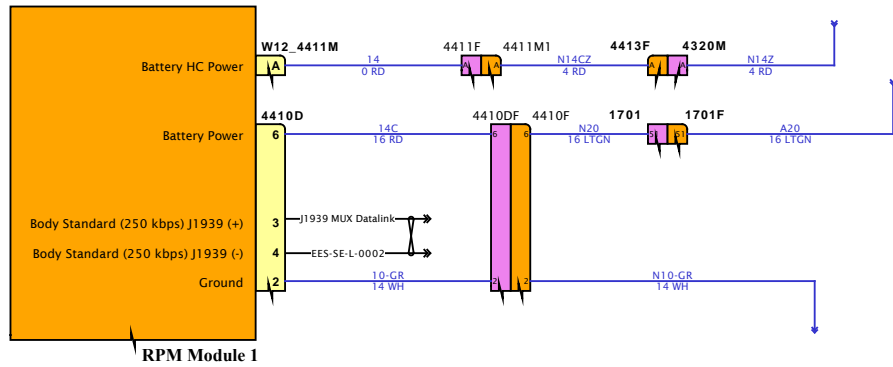
SOFTWARE FEATURE CODES



DESIGN DESCRIPTION

FEATURE CODES

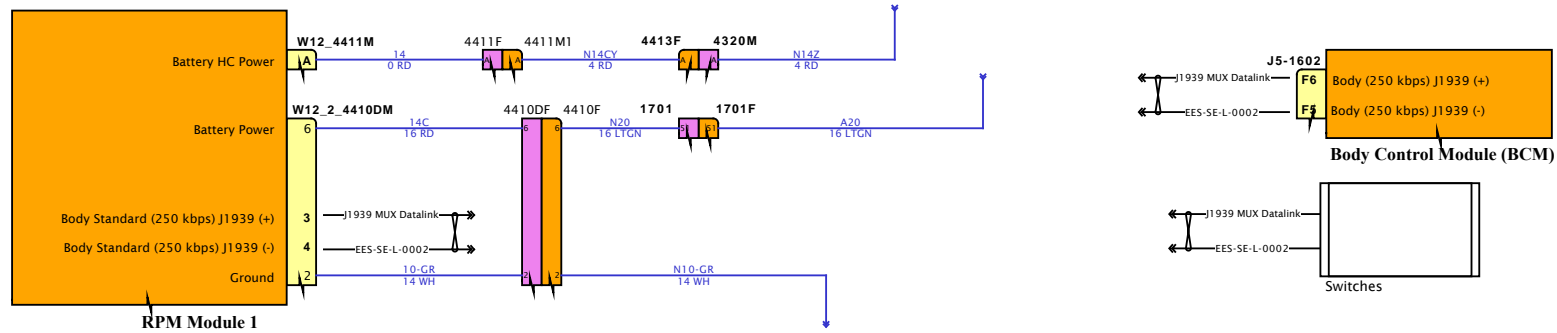
SOFTWARE FEATURE CODES



DESIGN DESCRIPTION

FEATURE CODES

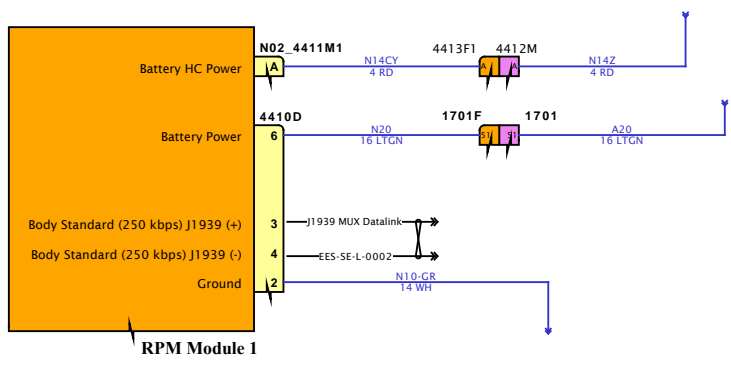
SOFTWARE FEATURE CODES



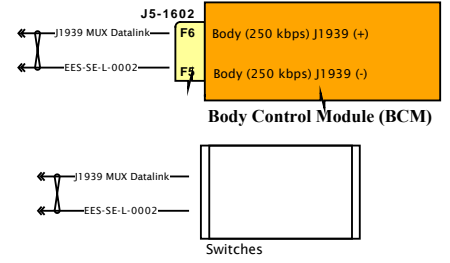
DESIGN DESCRIPTION

FEATURE CODES

SOFTWARE FEATURE CODES



RPM Module 1



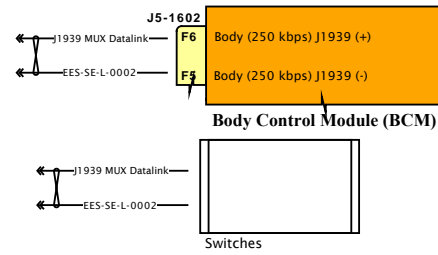
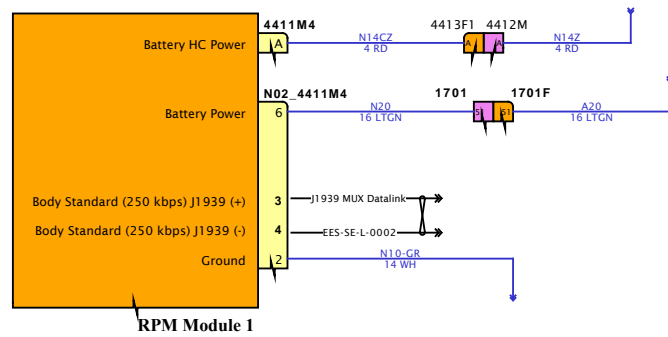
Body Control Module (BCM)

Switches

DESIGN DESCRIPTION

FEATURE CODES

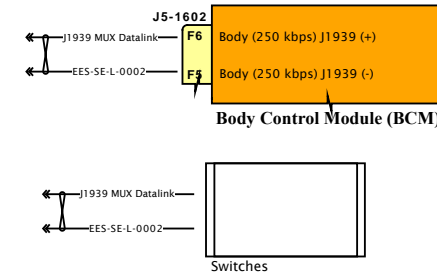
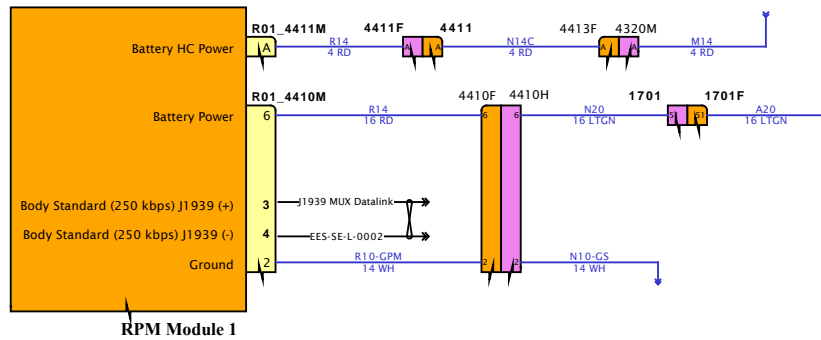
SOFTWARE FEATURE CODES



DESIGN DESCRIPTION

FEATURE CODES

SOFTWARE FEATURE CODES

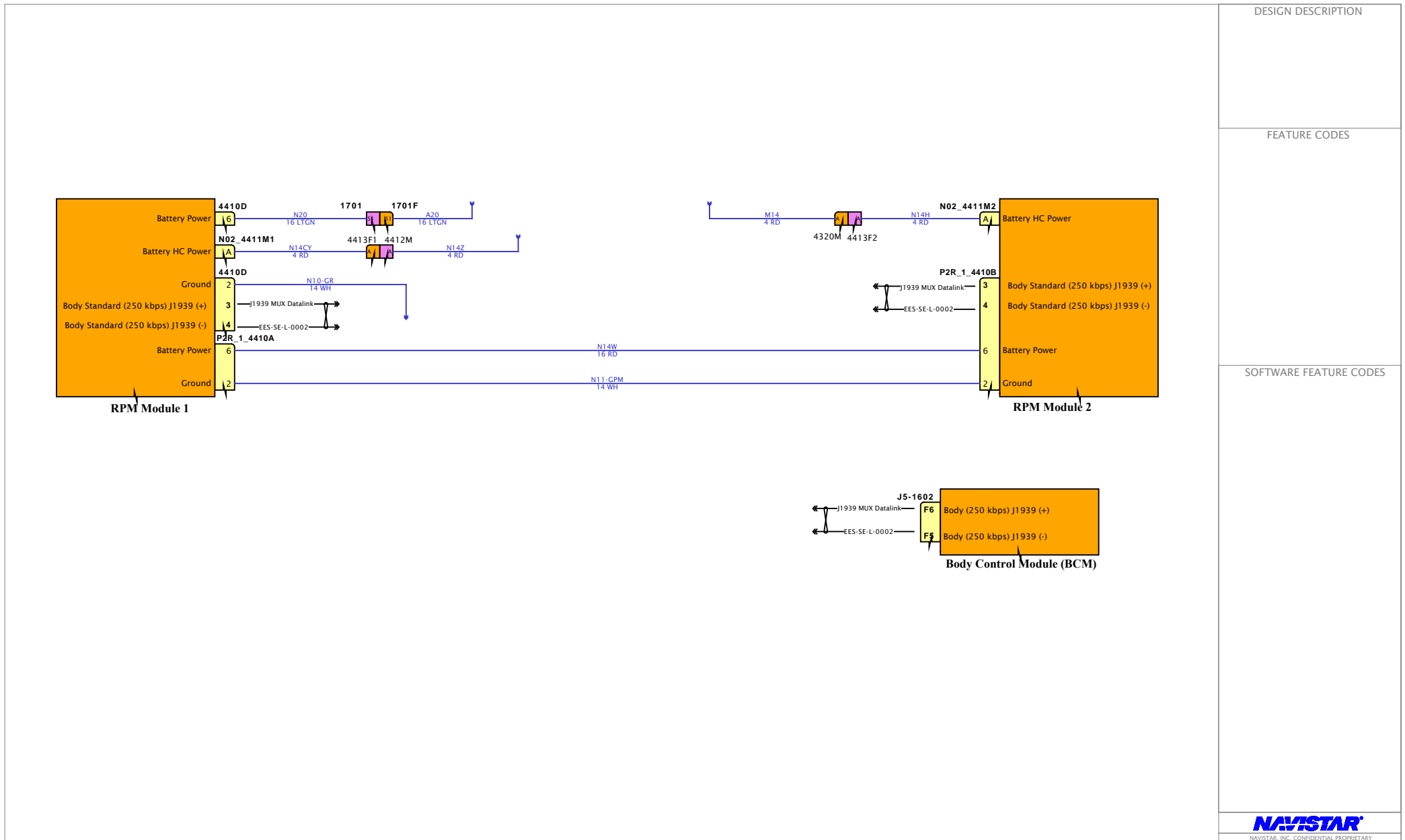


DESIGN DESCRIPTION

FEATURE CODES

SOFTWARE FEATURE CODES

Diagram1-Combination1



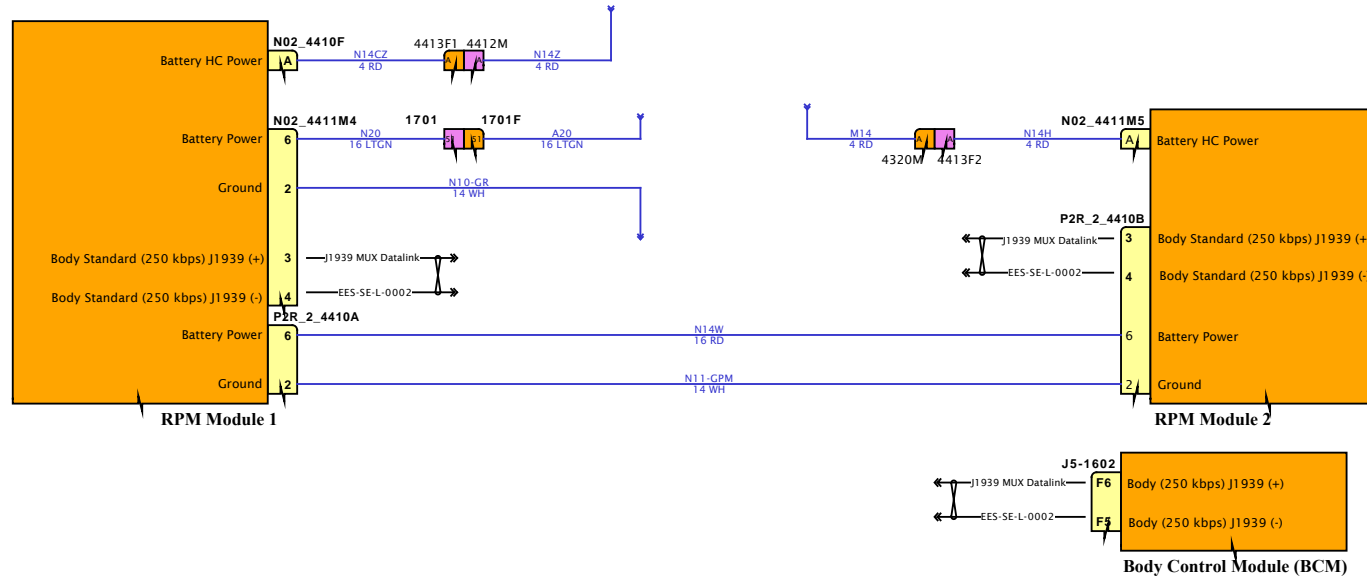
DESIGN DESCRIPTION

FEATURE CODES

SOFTWARE FEATURE CODES



Diagram1-Combination2



DESIGN DESCRIPTION

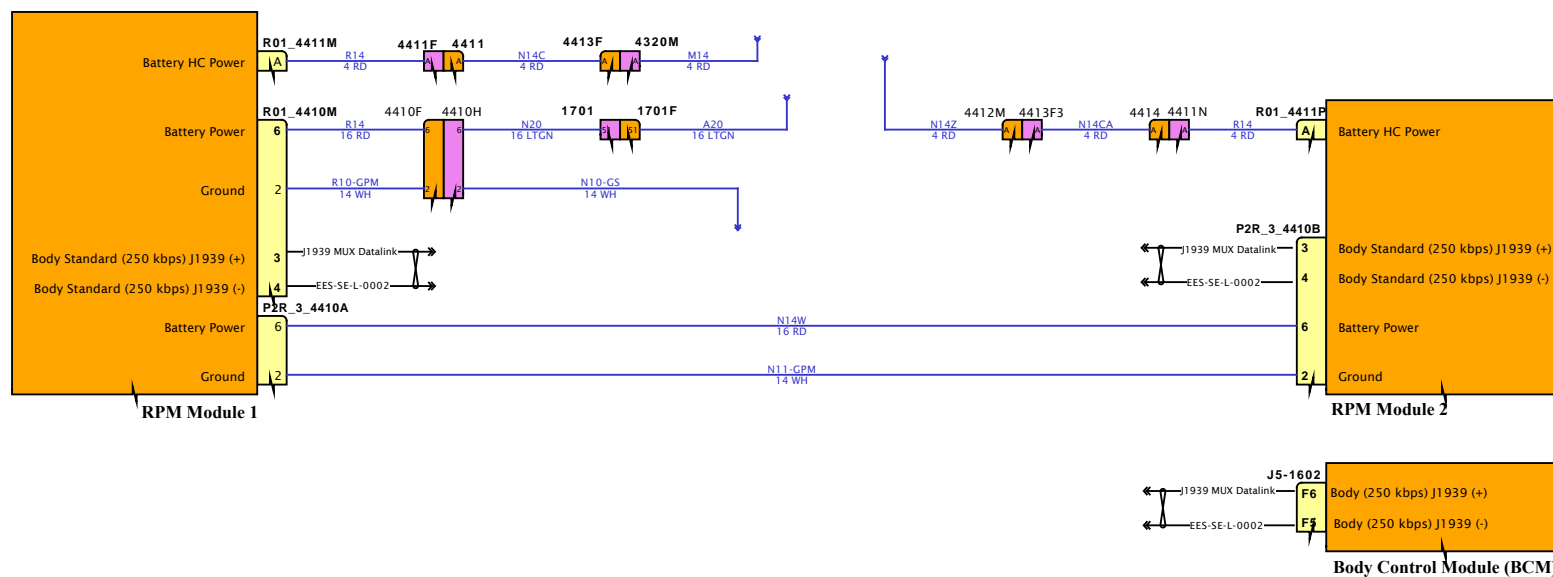
FEATURE CODES

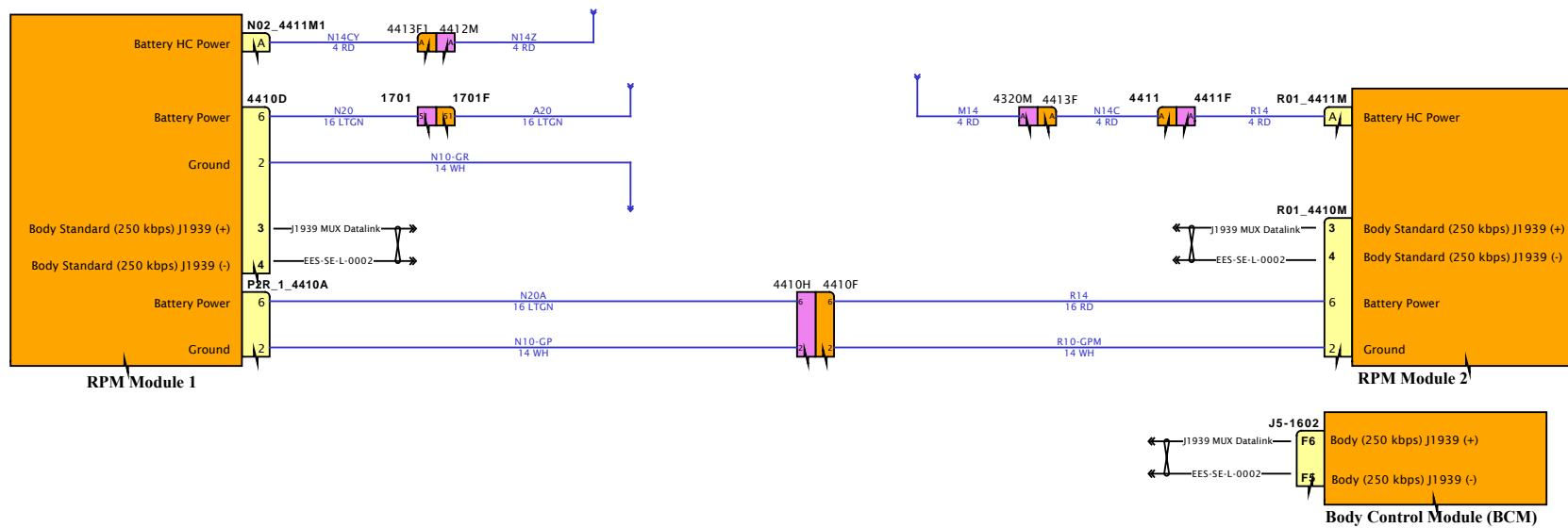
SOFTWARE FEATURE CODES

DESIGN DESCRIPTION

FEATURE CODES

SOFTWARE FEATURE CODES

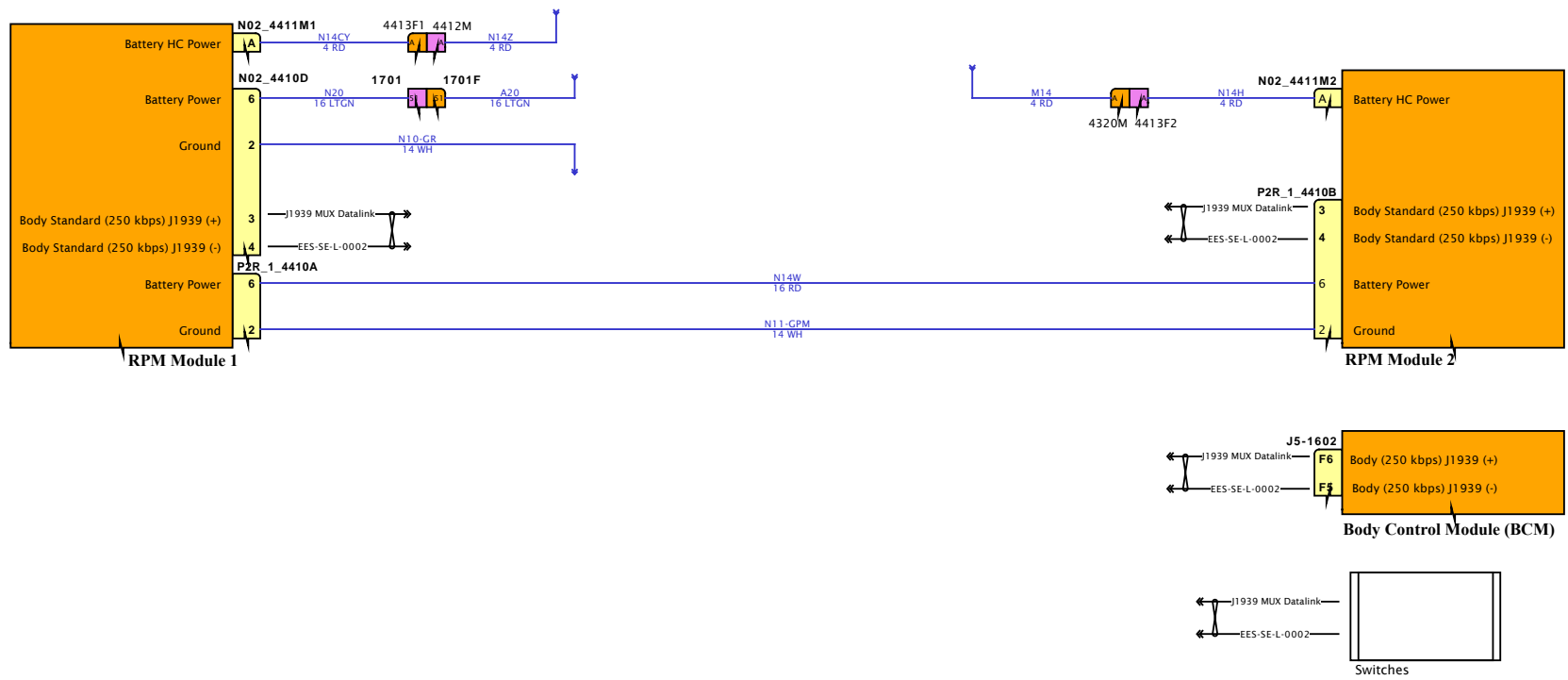




DESIGN DESCRIPTION

FEATURE CODES

SOFTWARE FEATURE CODES

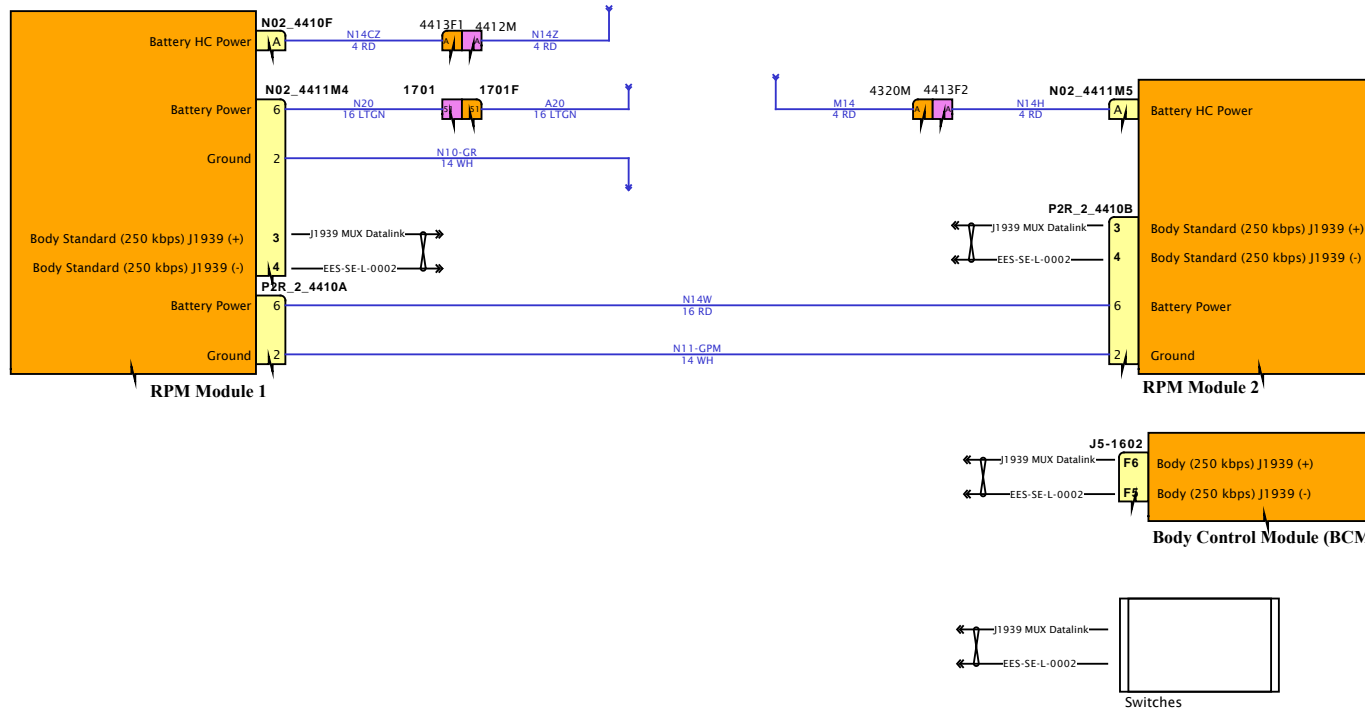


DESIGN DESCRIPTION

FEATURE CODES

SOFTWARE FEATURE CODES

Diagram1-Combination2

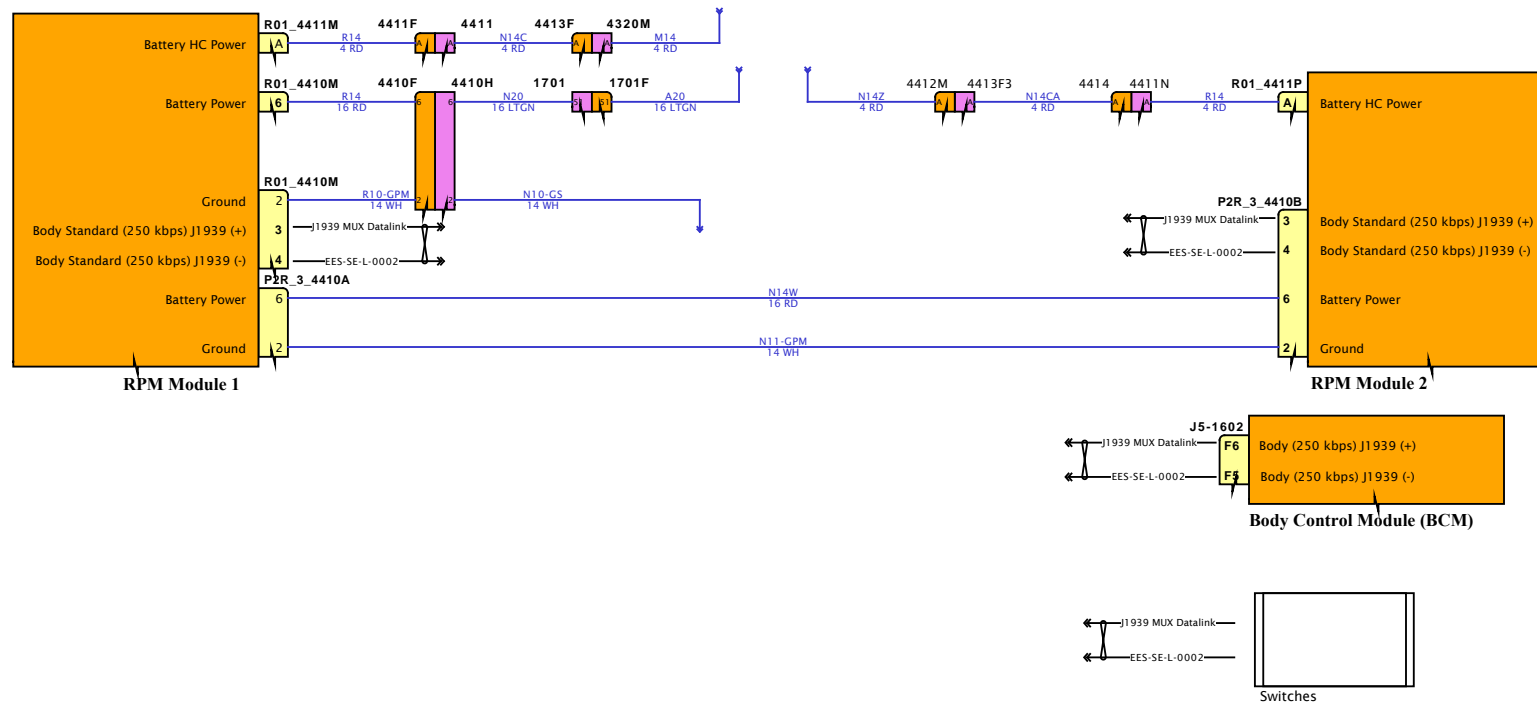


DESIGN DESCRIPTION

FEATURE CODES

SOFTWARE FEATURE CODES

Diagram1-Combination3



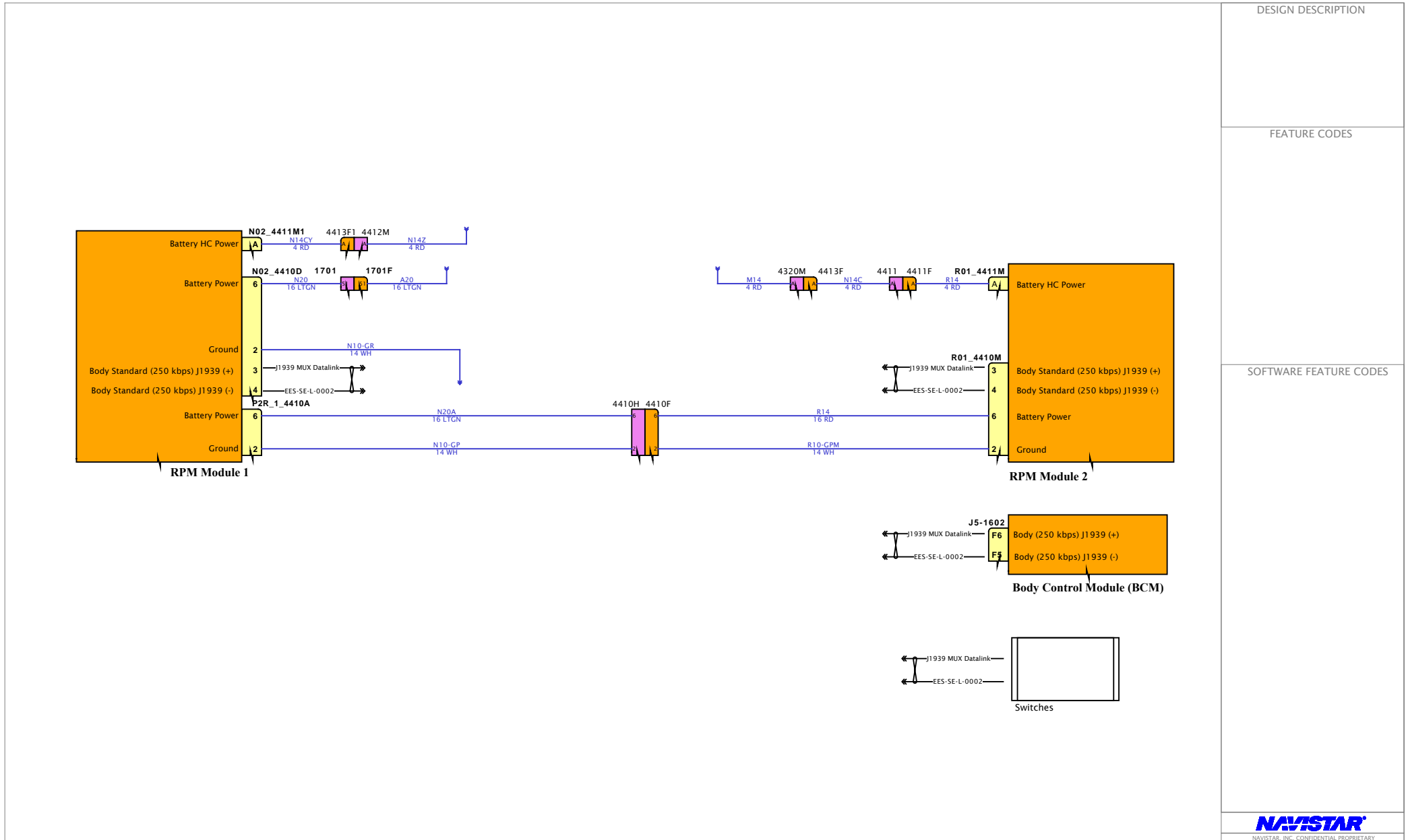
DESIGN DESCRIPTION

FEATURE CODES

SOFTWARE FEATURE CODES



Diagram1-Combination4



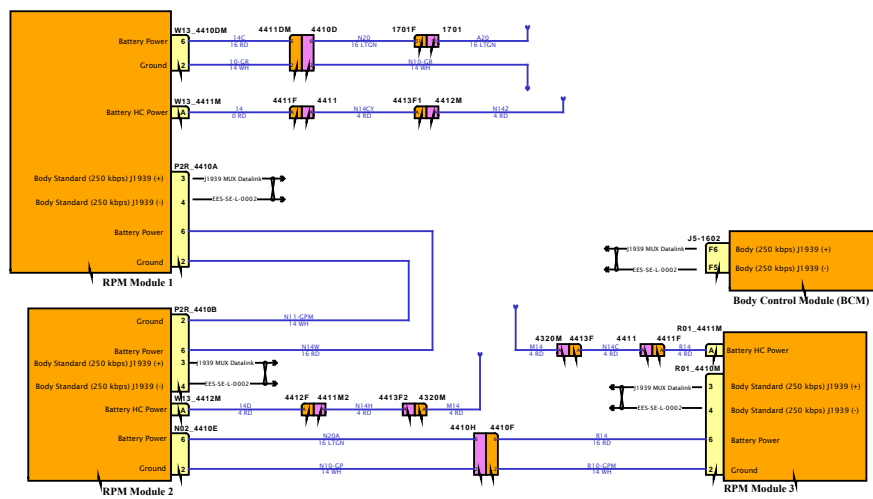
DESIGN DESCRIPTION

FEATURE CODES

SOFTWARE FEATURE CODES

DESIGN DESCRIPTION

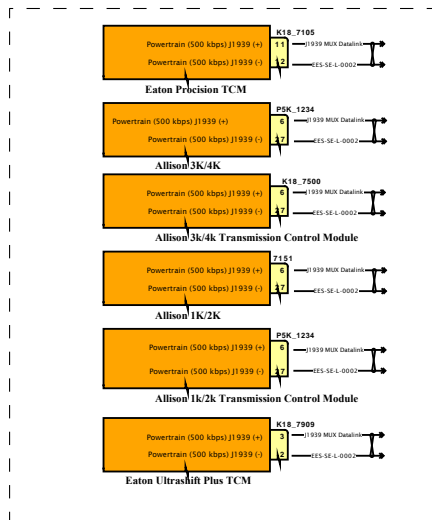
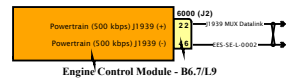
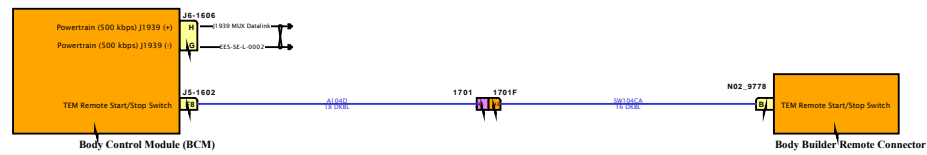
FEATURE CODES

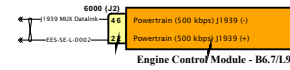
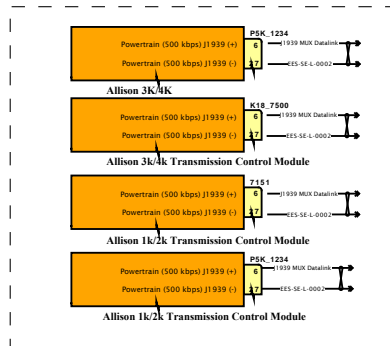
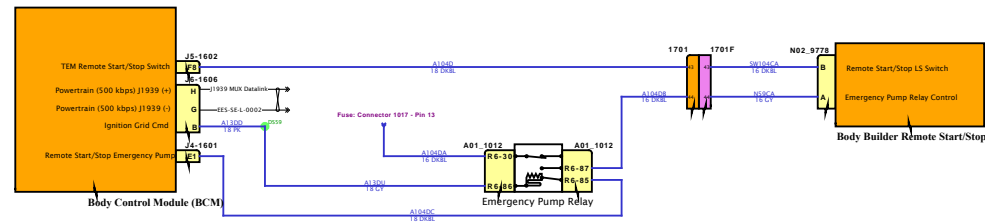


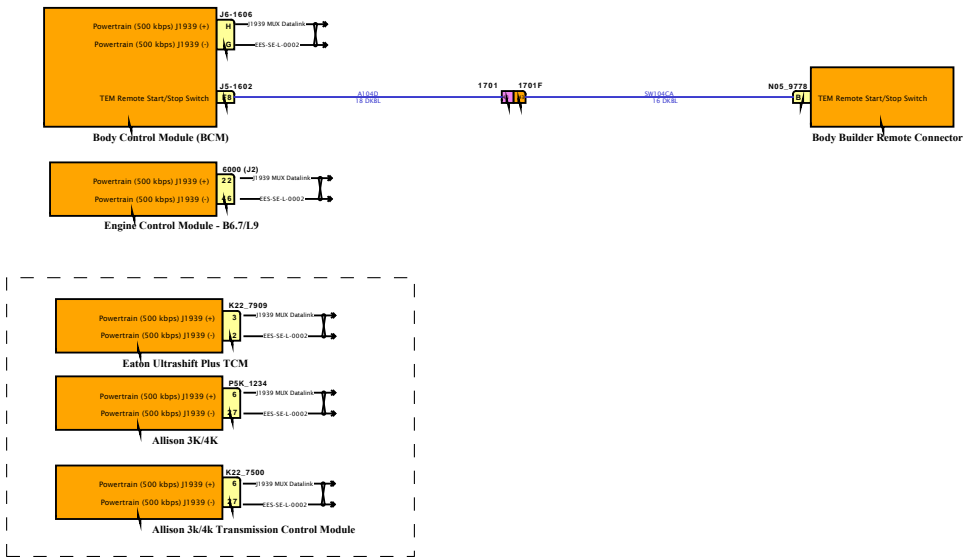
DESIGN DESCRIPTION

FEATURE CODES

SOFTWARE FEATURE CODES

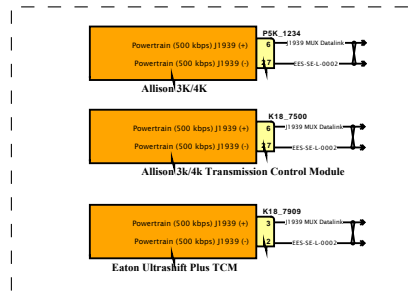
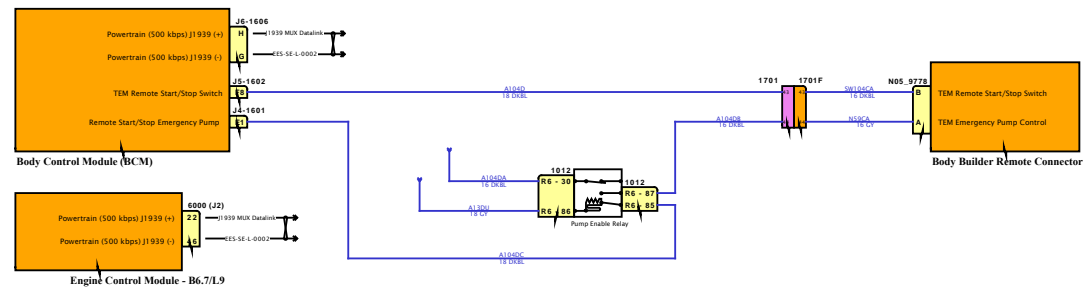






DESIGN DESCRIPTION

FEATURE CODES

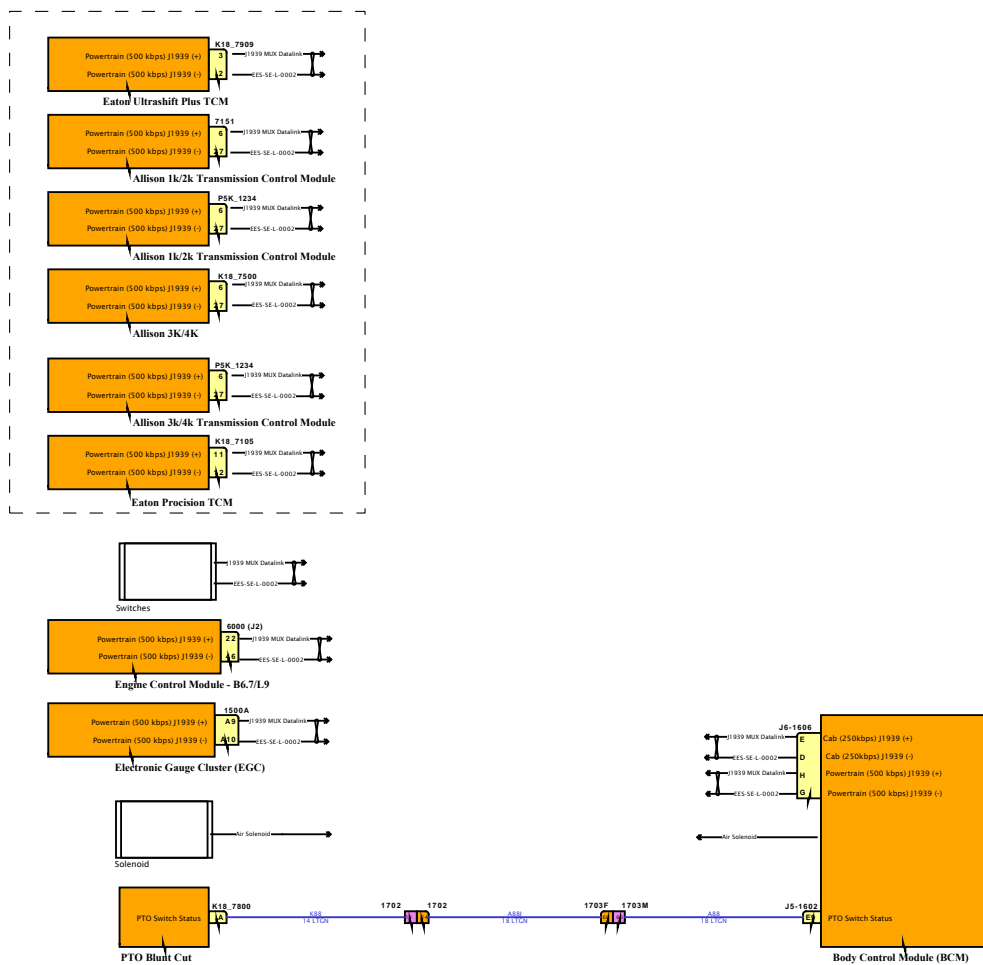


SOFTWARE FEATURE CODES

DESIGN DESCRIPTION

FEATURE CODES

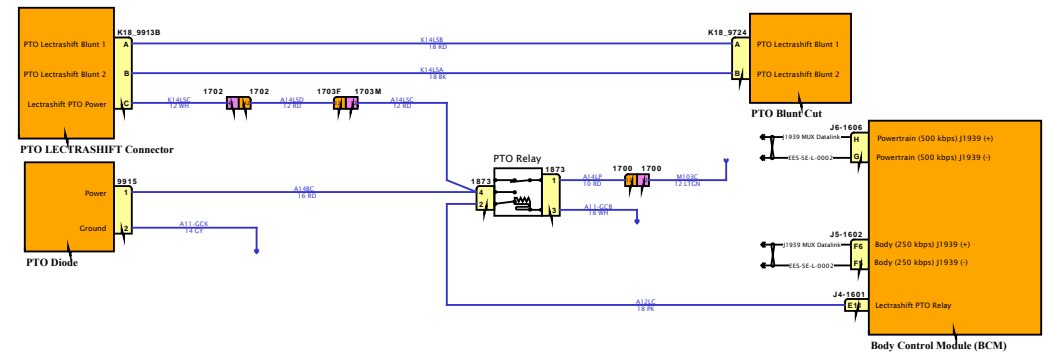
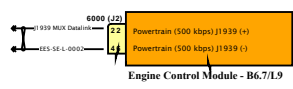
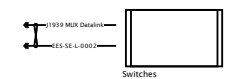
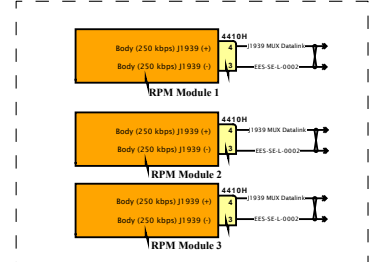
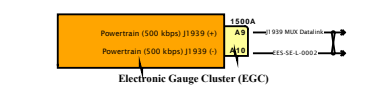
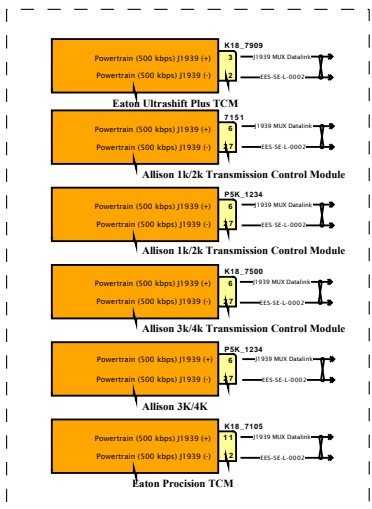
SOFTWARE FEATURE CODES

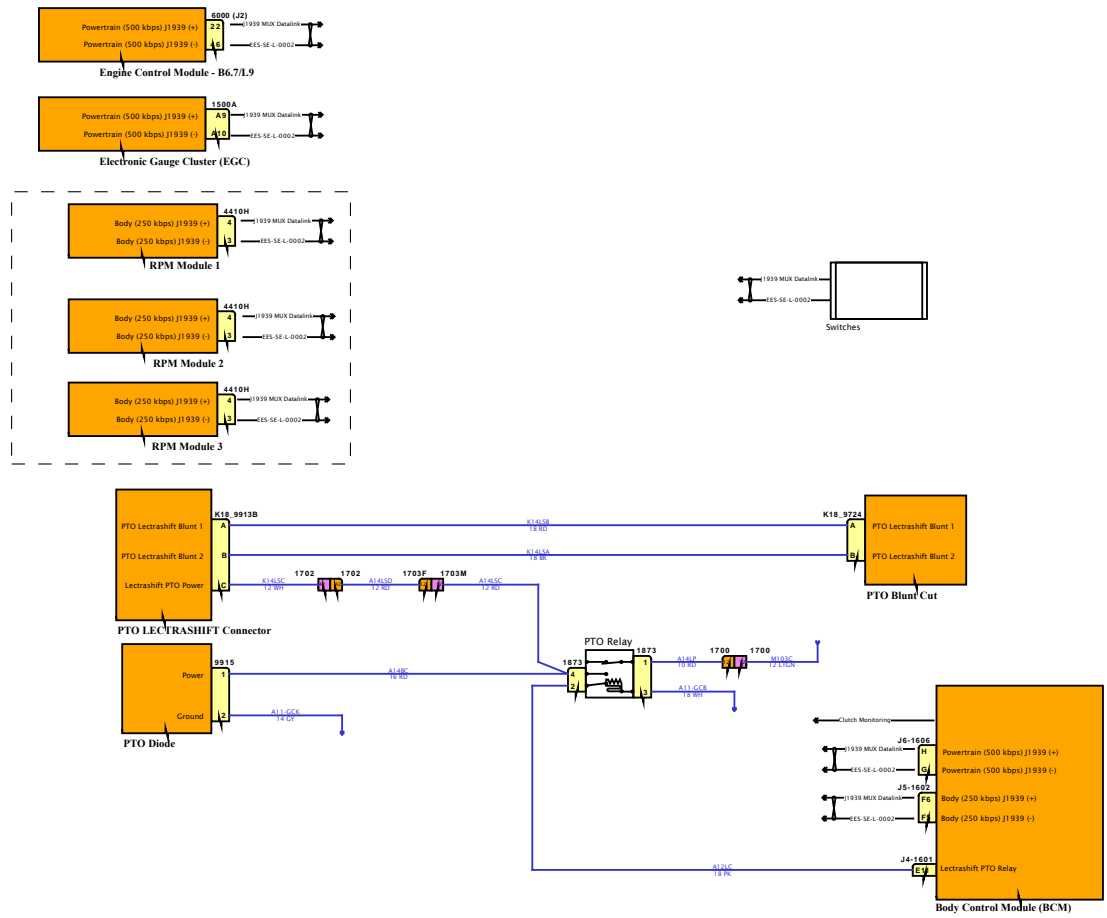


DESIGN DESCRIPTION

FEATURE CODES

SOFTWARE FEATURE CODES





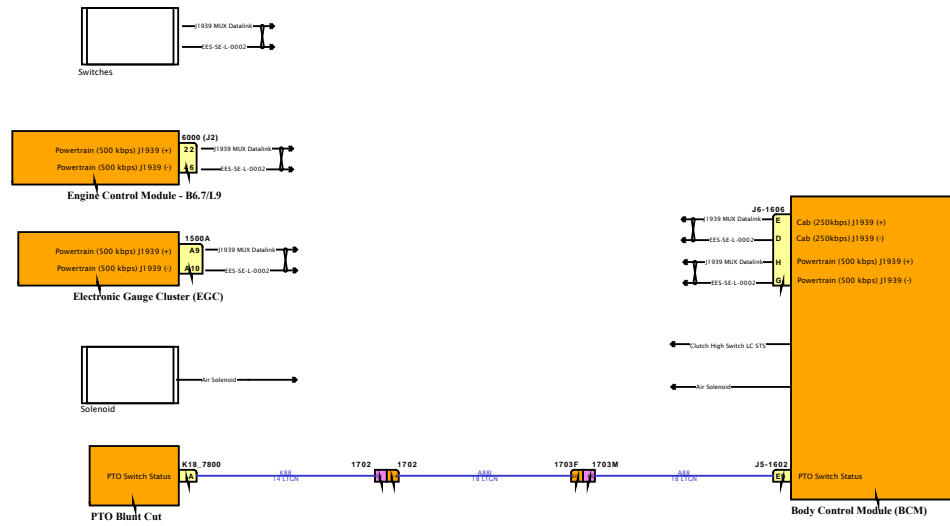
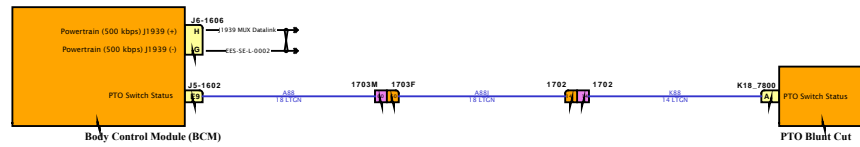


Diagram1

DESIGN DESCRIPTION

FEATURE CODES



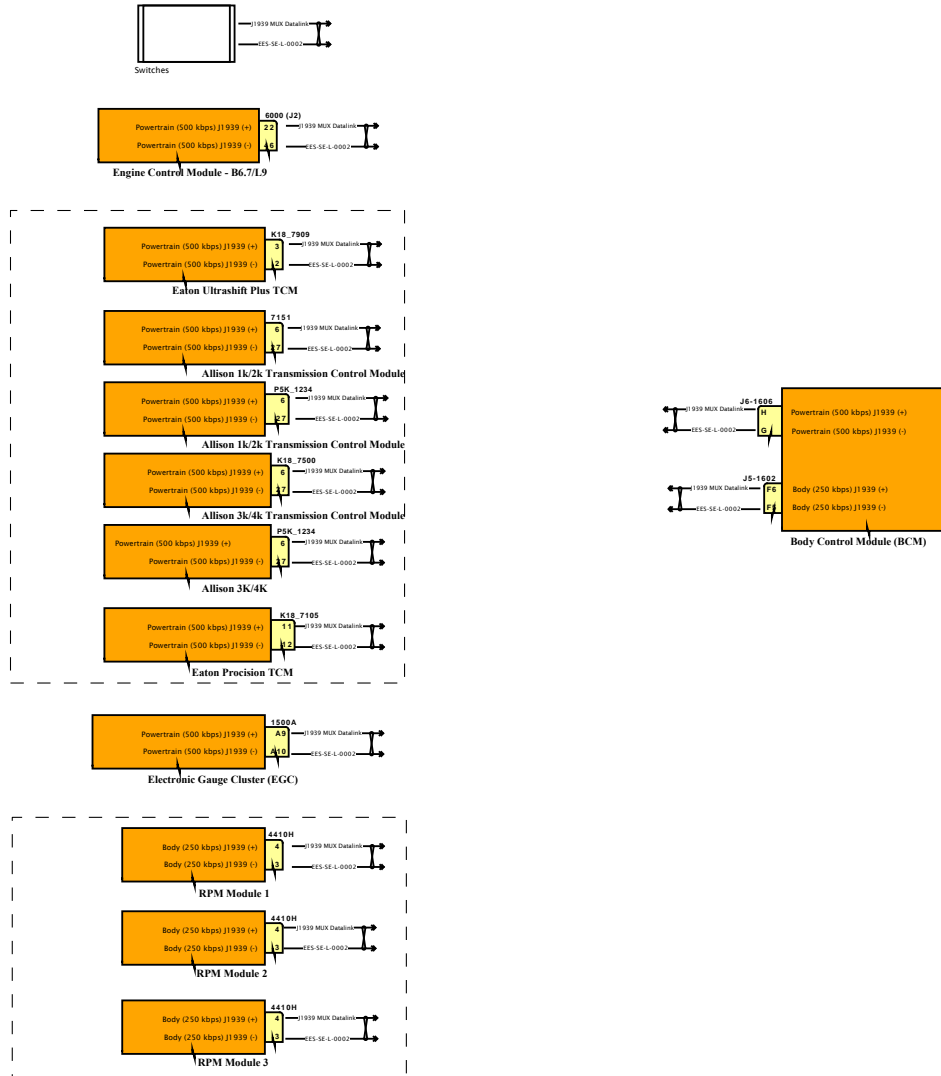
SOFTWARE FEATURE CODES



DESIGN DESCRIPTION

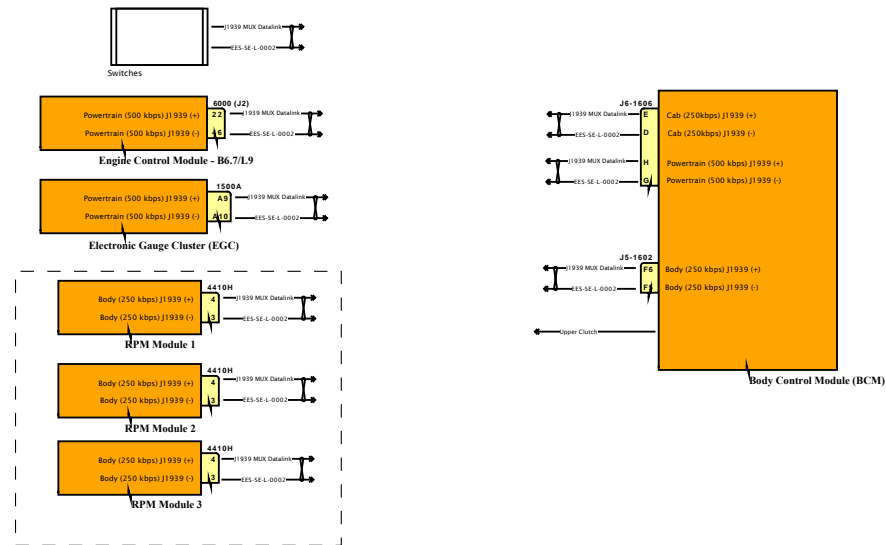
FEATURE CODES

SOFTWARE FEATURE CODES



DESIGN DESCRIPTION

FEATURE CODES

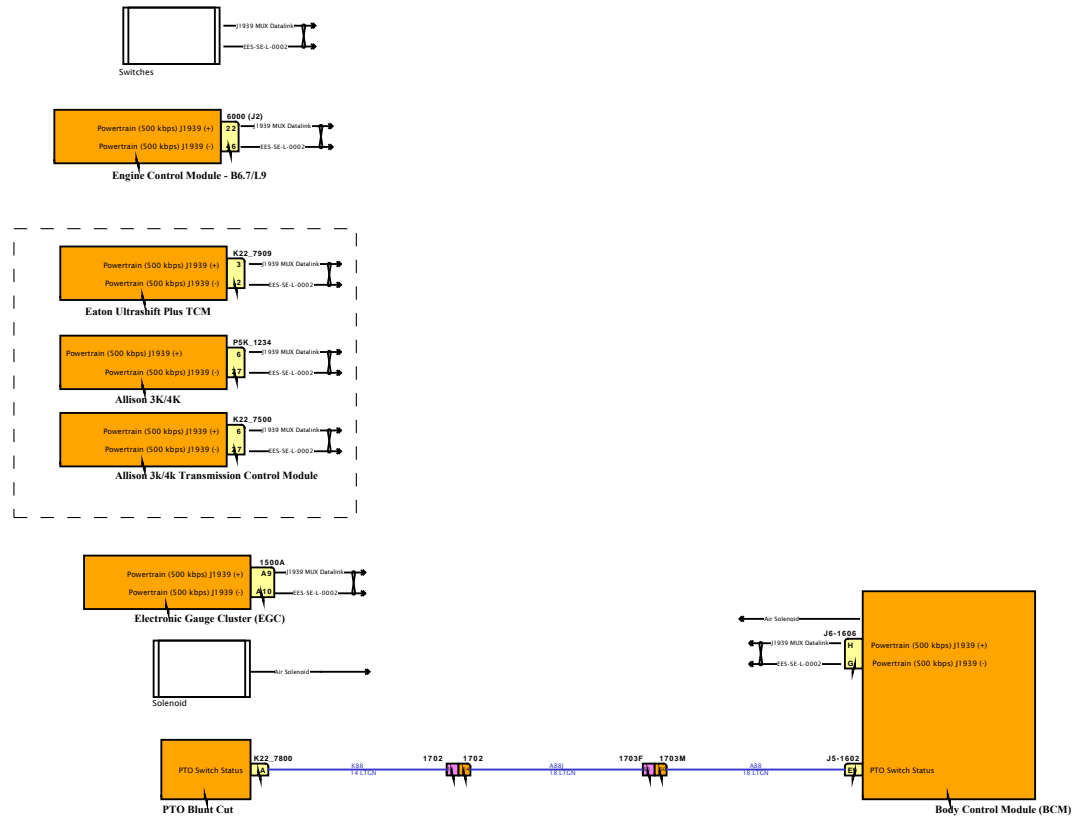


SOFTWARE FEATURE CODES

DESIGN DESCRIPTION

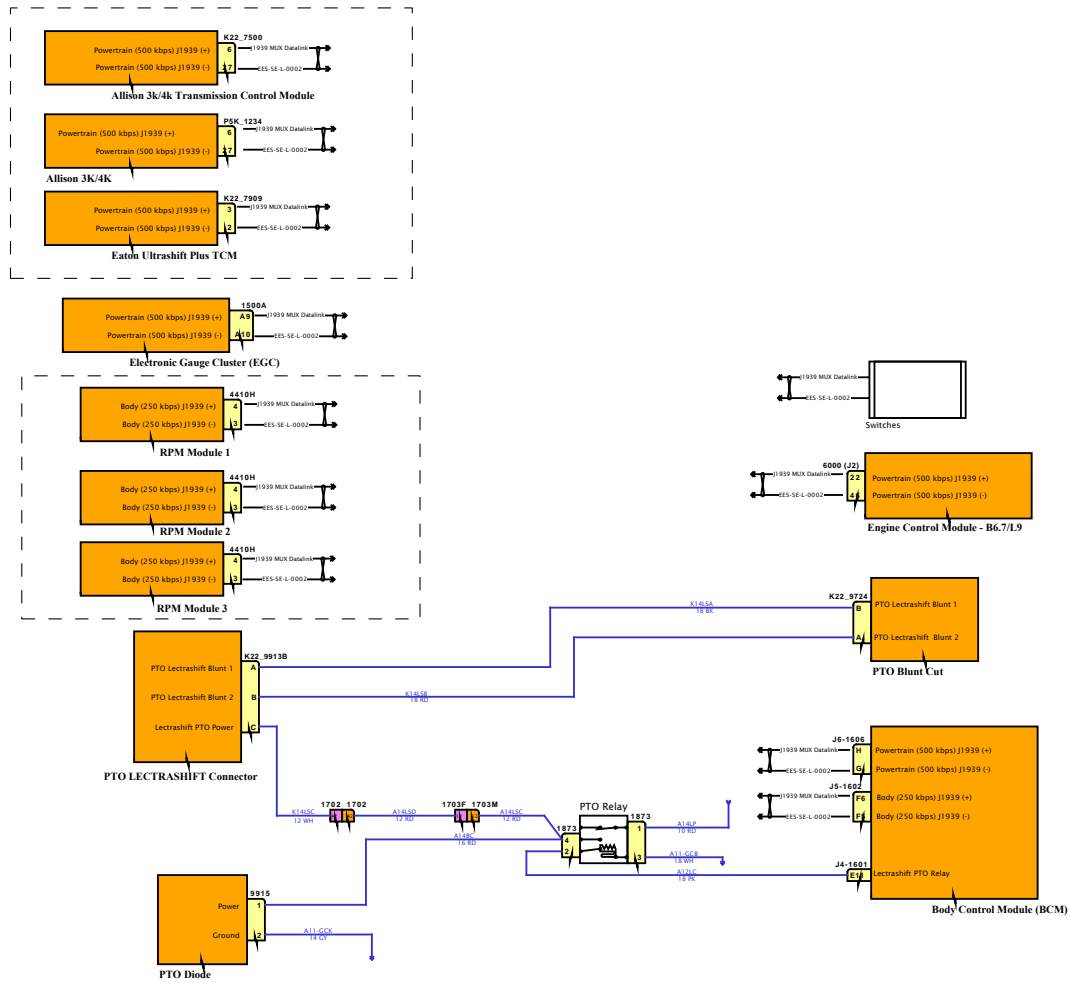
FEATURE CODES

SOFTWARE FEATURE CODES



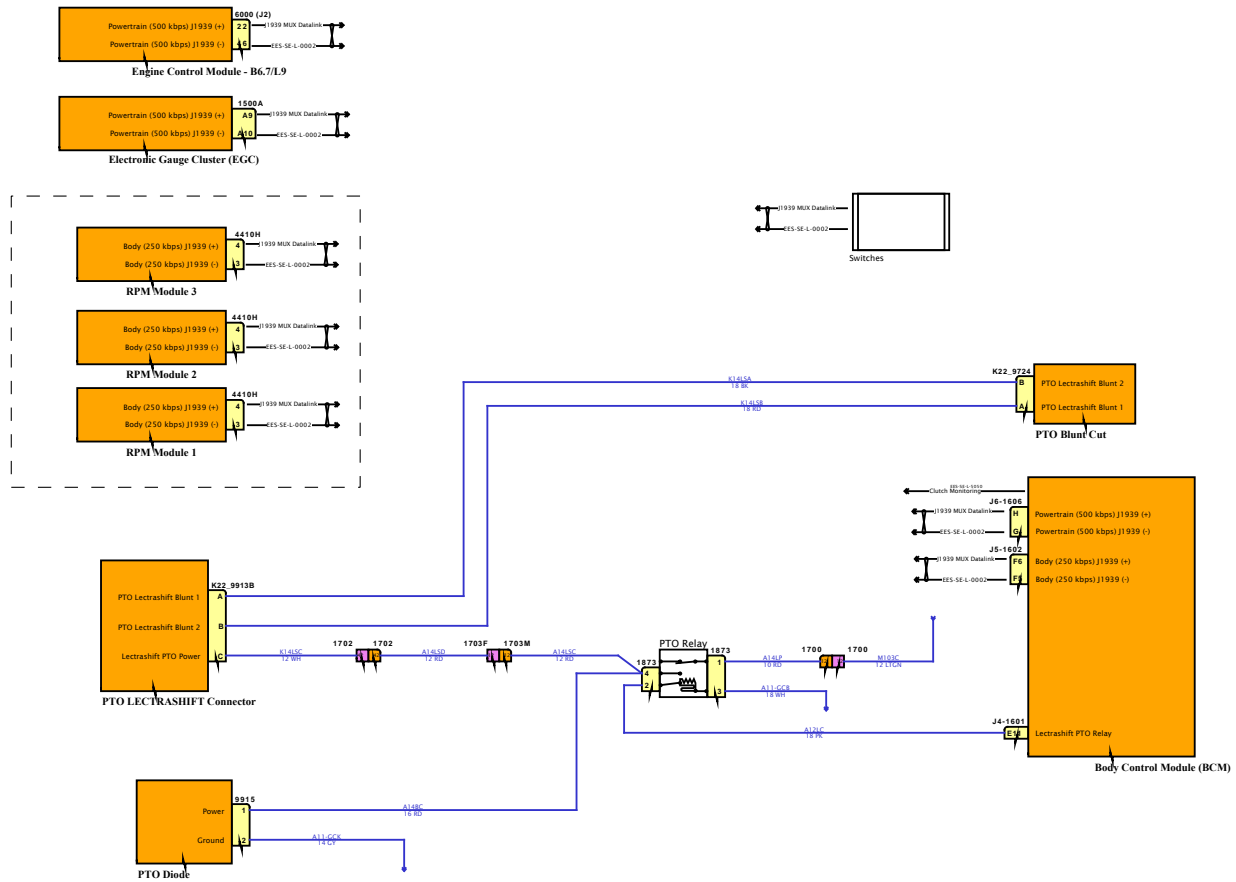
DESIGN DESCRIPTION

FEATURE CODES



SOFTWARE FEATURE CODES





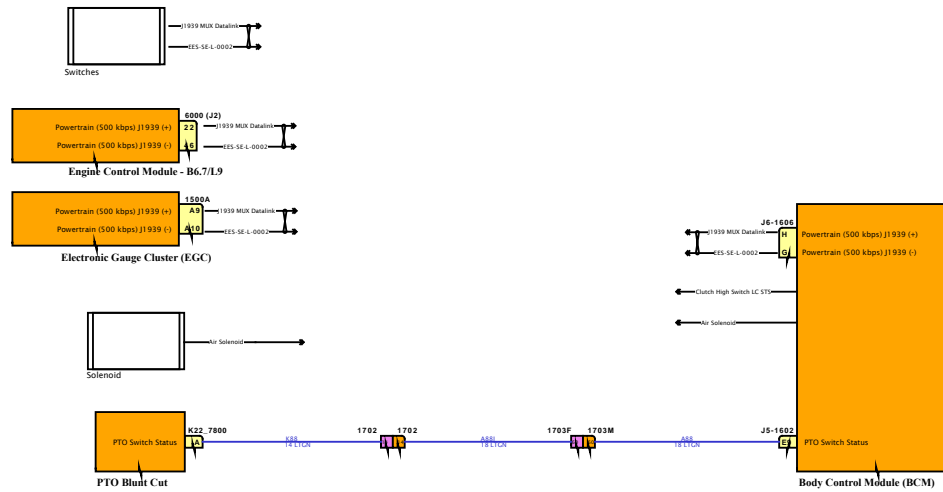
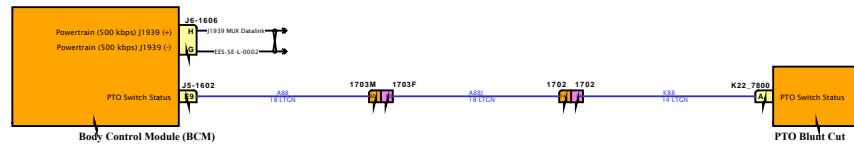


Diagram1

DESIGN DESCRIPTION

FEATURE CODES



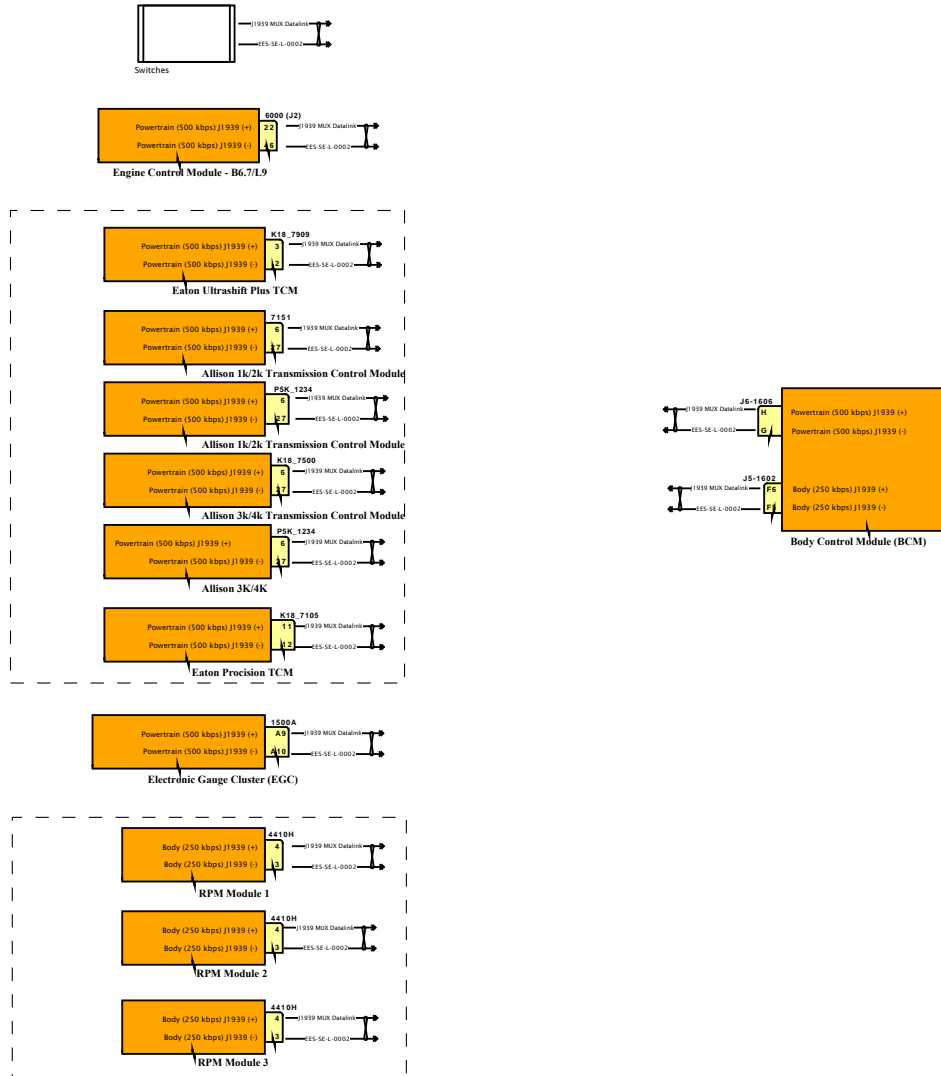
SOFTWARE FEATURE CODES



DESIGN DESCRIPTION

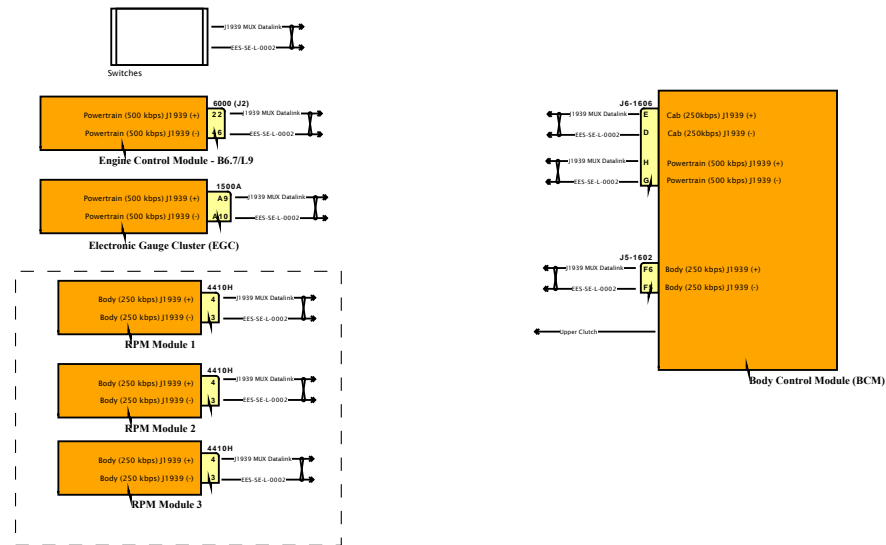
FEATURE CODES

SOFTWARE FEATURE CODES



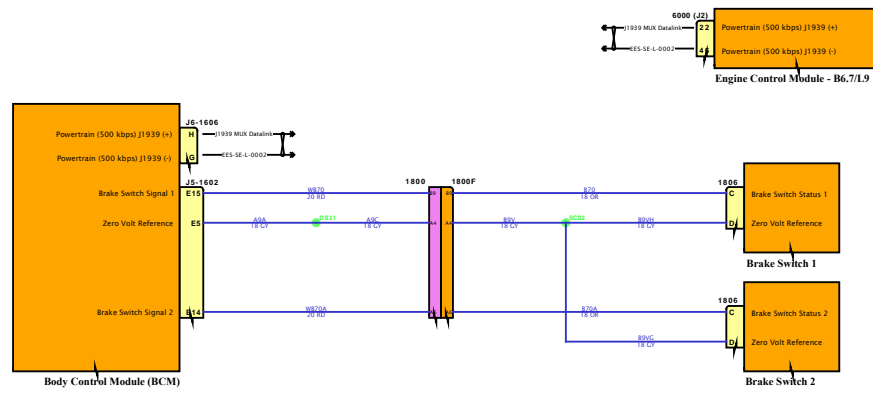
DESIGN DESCRIPTION

FEATURE CODES



SOFTWARE FEATURE CODES

Diagram1



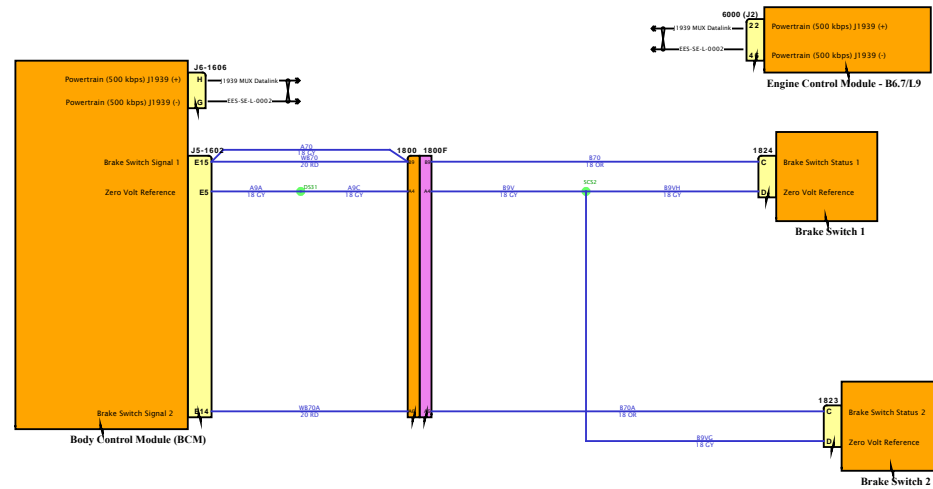
DESIGN DESCRIPTION

FEATURE CODES

SOFTWARE FEATURE CODES



Diagram1



DESIGN DESCRIPTION

FEATURE CODES

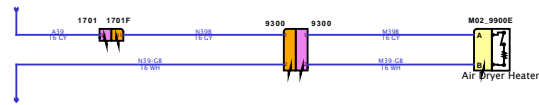
SOFTWARE FEATURE CODES



Diagram1-Combination1

DESIGN DESCRIPTION

FEATURE CODES

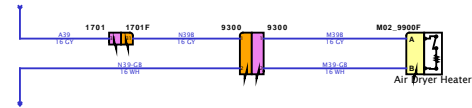


SOFTWARE FEATURE CODES



DESIGN DESCRIPTION

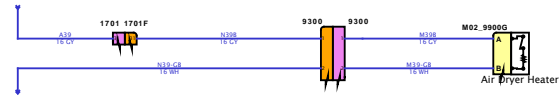
FEATURE CODES



SOFTWARE FEATURE CODES

DESIGN DESCRIPTION

FEATURE CODES

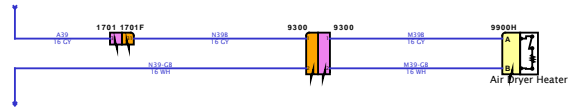


SOFTWARE FEATURE CODES



DESIGN DESCRIPTION

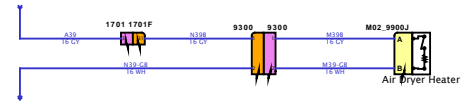
FEATURE CODES



SOFTWARE FEATURE CODES

DESIGN DESCRIPTION

FEATURE CODES

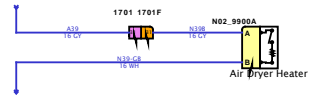


SOFTWARE FEATURE CODES



DESIGN DESCRIPTION

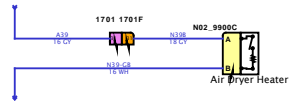
FEATURE CODES



SOFTWARE FEATURE CODES

DESIGN DESCRIPTION

FEATURE CODES

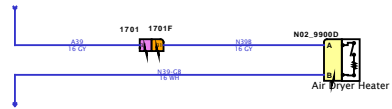


SOFTWARE FEATURE CODES



DESIGN DESCRIPTION

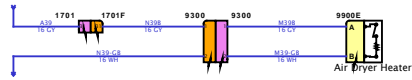
FEATURE CODES



SOFTWARE FEATURE CODES

DESIGN DESCRIPTION

FEATURE CODES



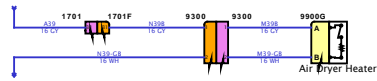
SOFTWARE FEATURE CODES



DESIGN DESCRIPTION

FEATURE CODES

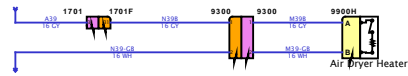
SOFTWARE FEATURE CODES



DESIGN DESCRIPTION

FEATURE CODES

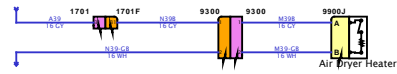
SOFTWARE FEATURE CODES



DESIGN DESCRIPTION

FEATURE CODES

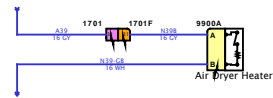
SOFTWARE FEATURE CODES



DESIGN DESCRIPTION

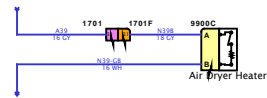
FEATURE CODES

SOFTWARE FEATURE CODES



DESIGN DESCRIPTION

FEATURE CODES

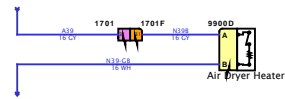


SOFTWARE FEATURE CODES



DESIGN DESCRIPTION

FEATURE CODES

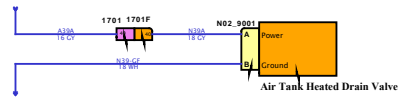


SOFTWARE FEATURE CODES



DESIGN DESCRIPTION

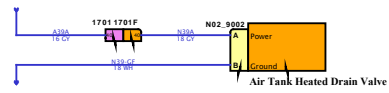
FEATURE CODES



SOFTWARE FEATURE CODES

DESIGN DESCRIPTION

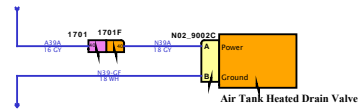
FEATURE CODES



SOFTWARE FEATURE CODES

DESIGN DESCRIPTION

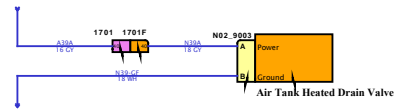
FEATURE CODES



SOFTWARE FEATURE CODES

DESIGN DESCRIPTION

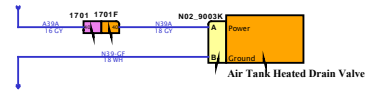
FEATURE CODES



SOFTWARE FEATURE CODES

DESIGN DESCRIPTION

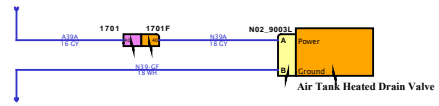
FEATURE CODES



SOFTWARE FEATURE CODES

DESIGN DESCRIPTION

FEATURE CODES

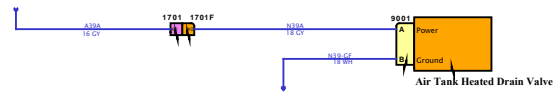


SOFTWARE FEATURE CODES

Diagram1-Combination1

DESIGN DESCRIPTION

FEATURE CODES

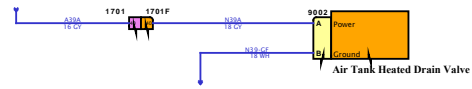


SOFTWARE FEATURE CODES



DESIGN DESCRIPTION

FEATURE CODES

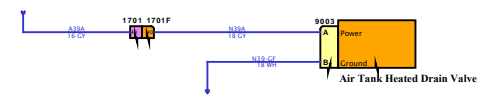


SOFTWARE FEATURE CODES

Diagram1-Combination3

DESIGN DESCRIPTION

FEATURE CODES



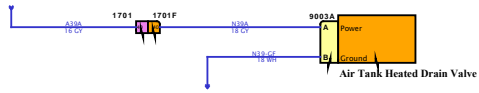
SOFTWARE FEATURE CODES



Diagram1-Combination4

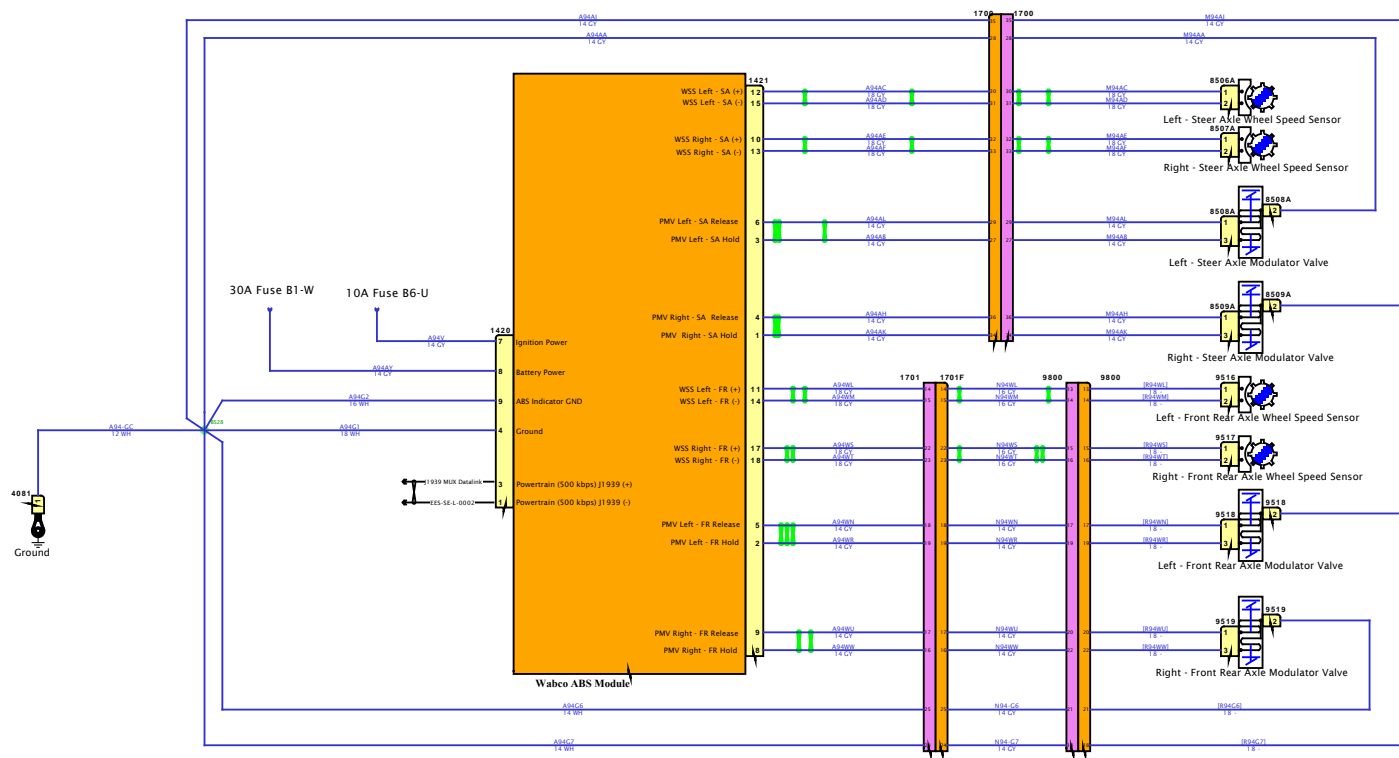
DESIGN DESCRIPTION

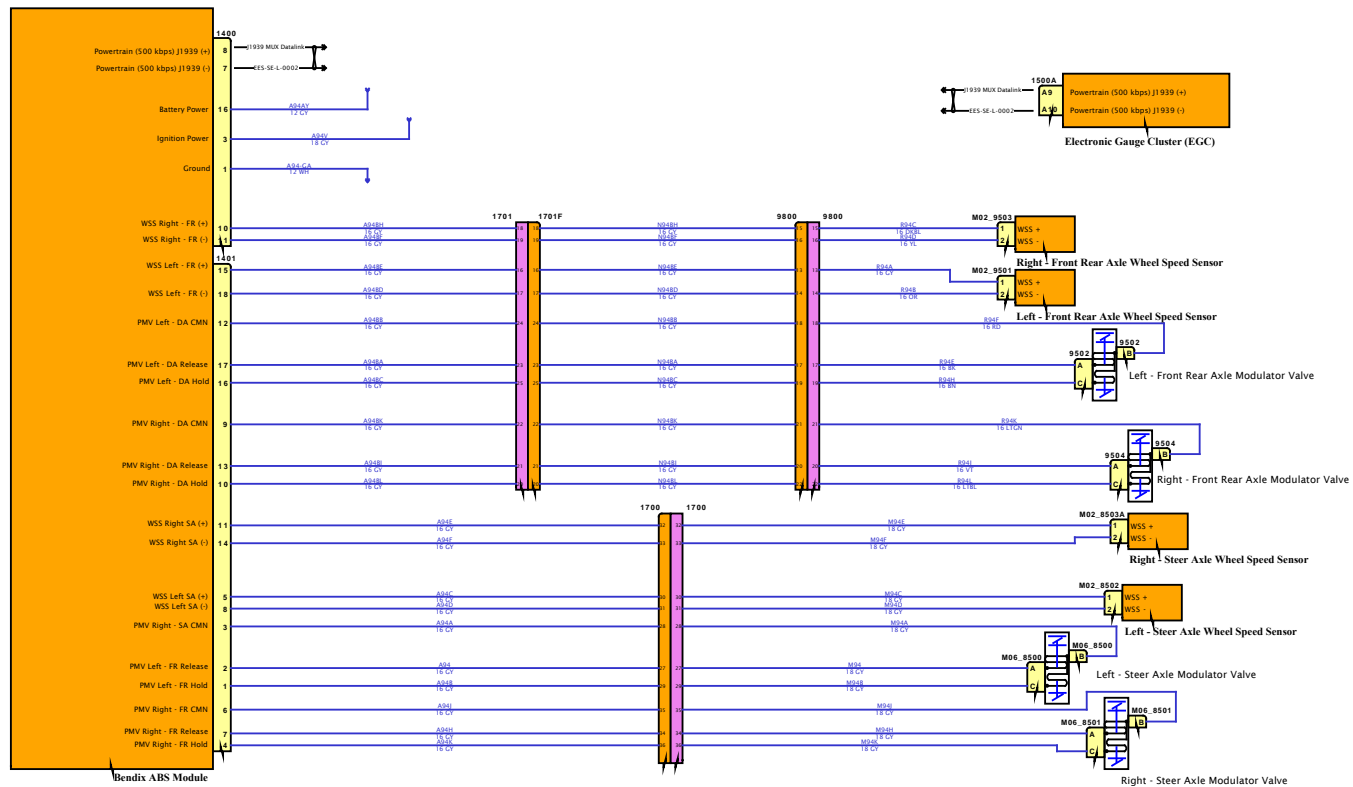
FEATURE CODES



SOFTWARE FEATURE CODES







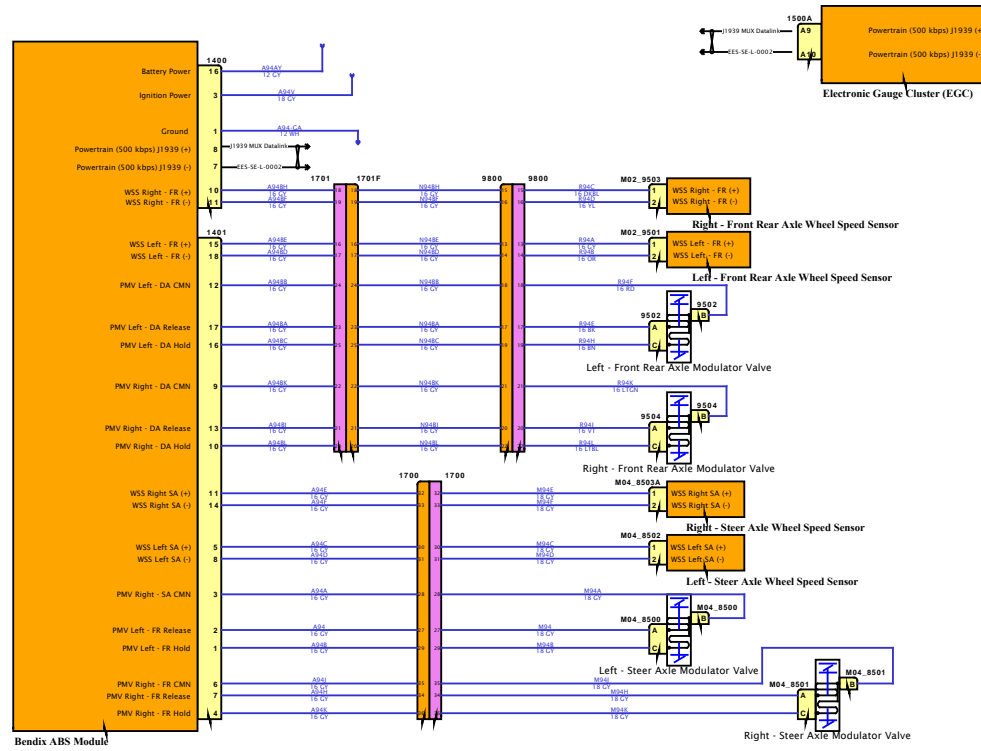
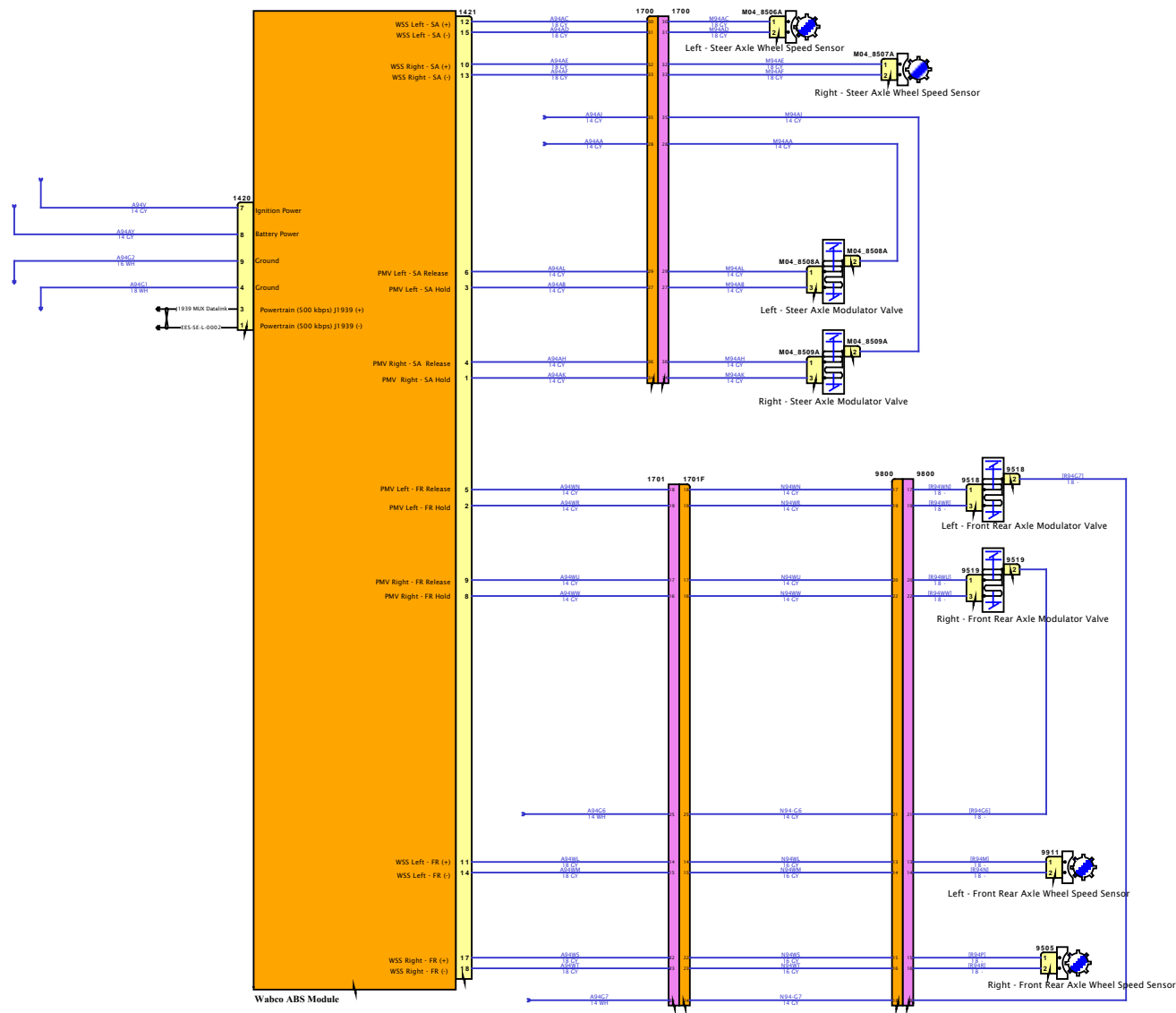


Diagram1-Combination1



DESIGN DESCRIPTION

FEATURE CODES

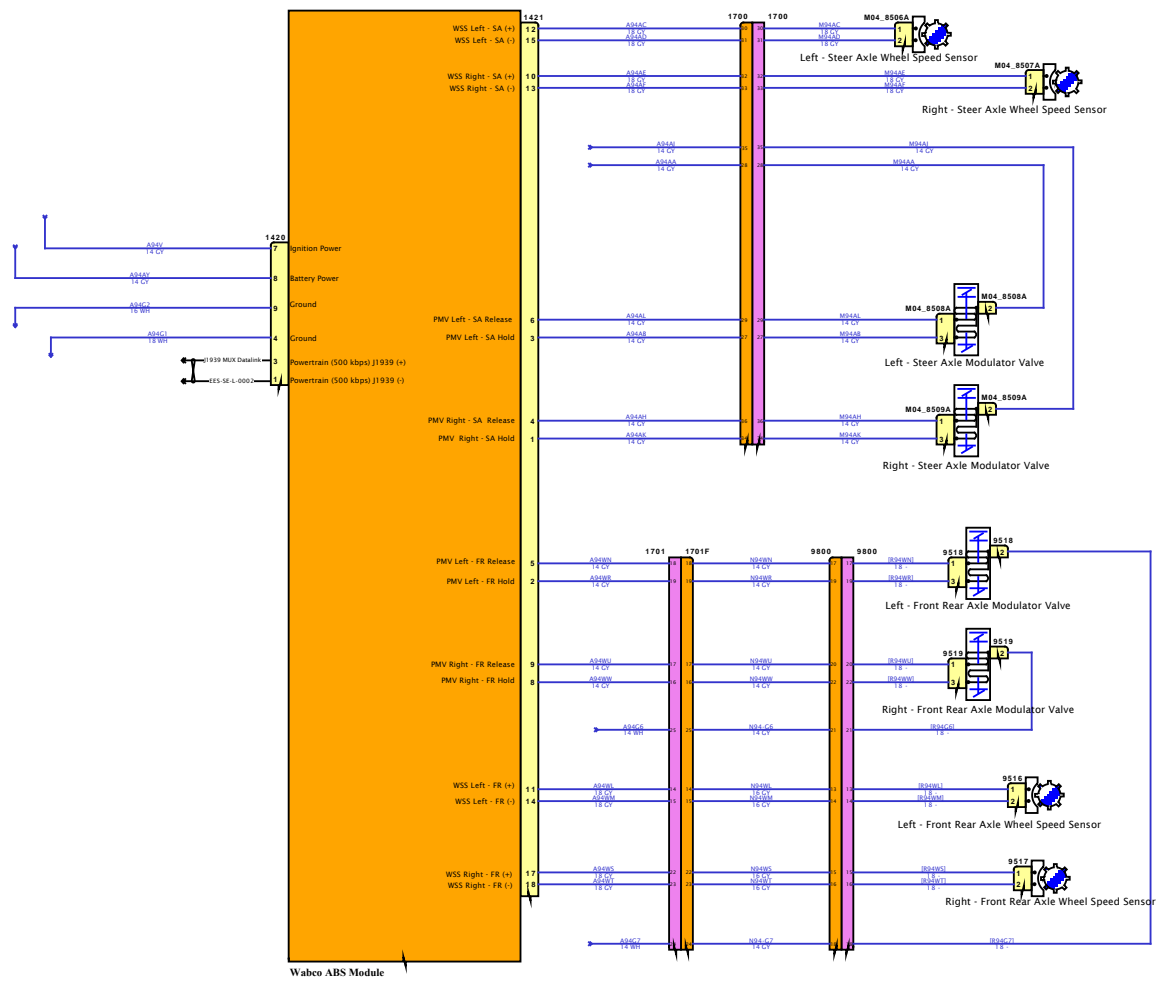
SOFTWARE FEATURE CODES



DESIGN DESCRIPTION

FEATURE CODES

SOFTWARE FEATURE CODES

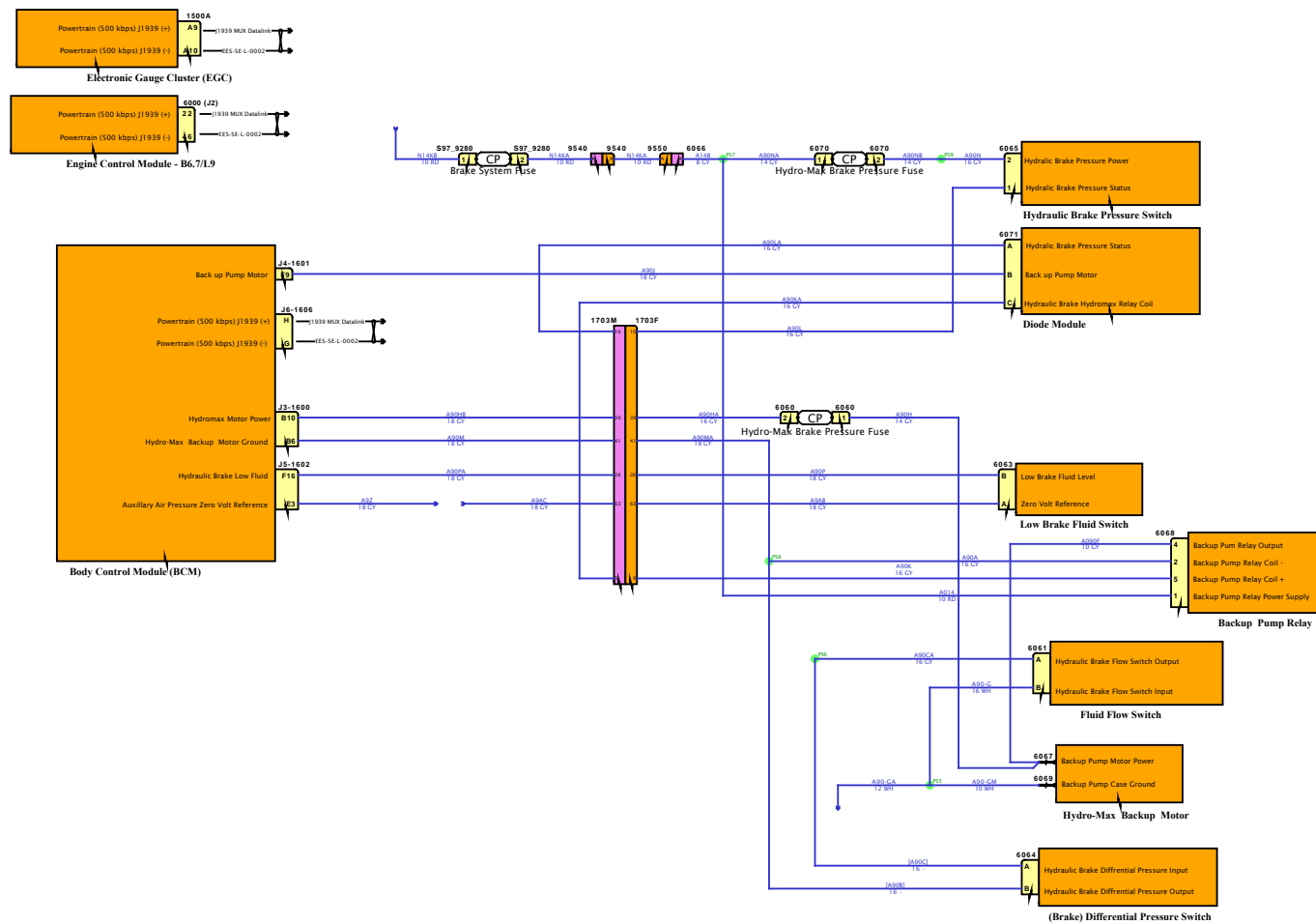


Wabco ABS Module



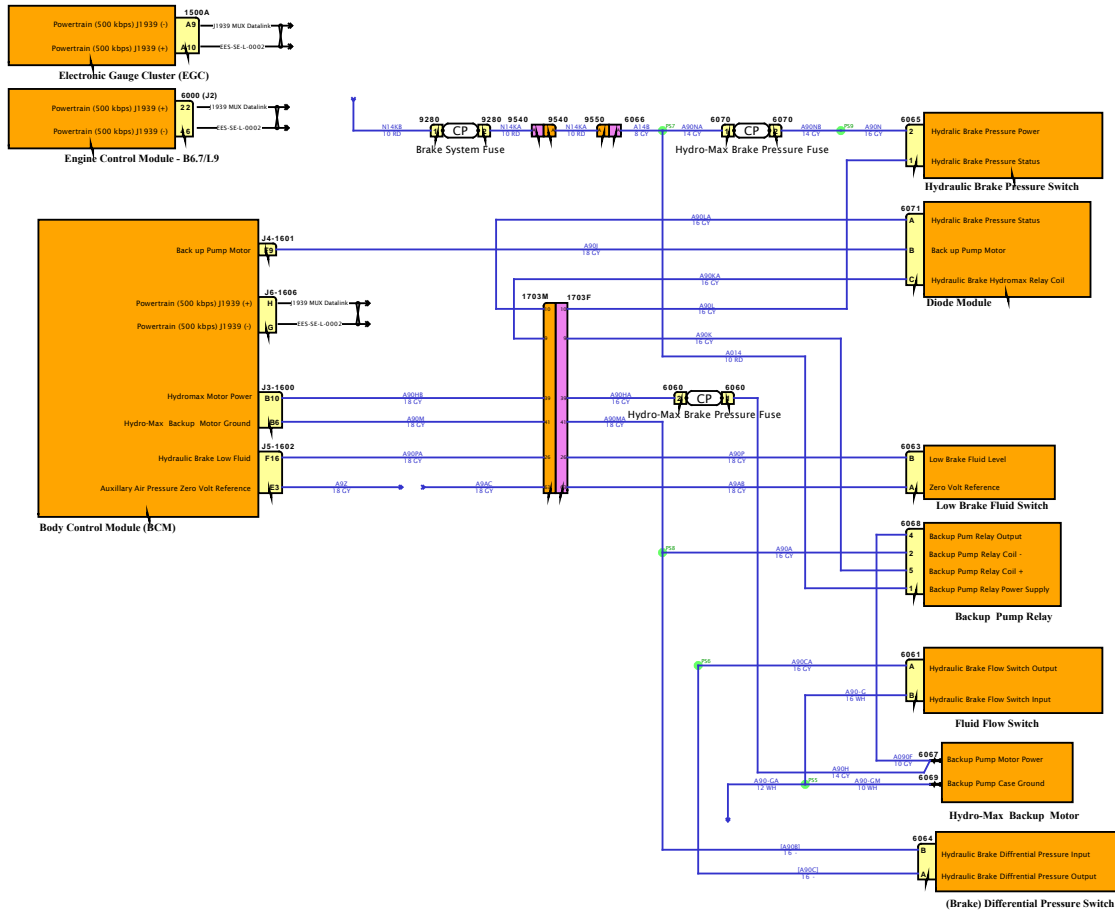
DESIGN DESCRIPTION

FEATURE CODES



SOFTWARE FEATURE CODES





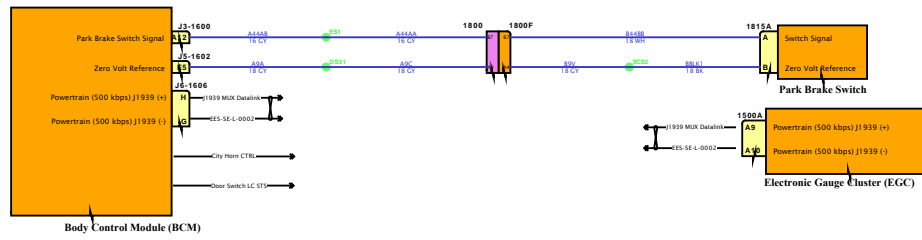
DESIGN DESCRIPTION

FEATURE CODES

SOFTWARE FEATURE CODES



Diagram1



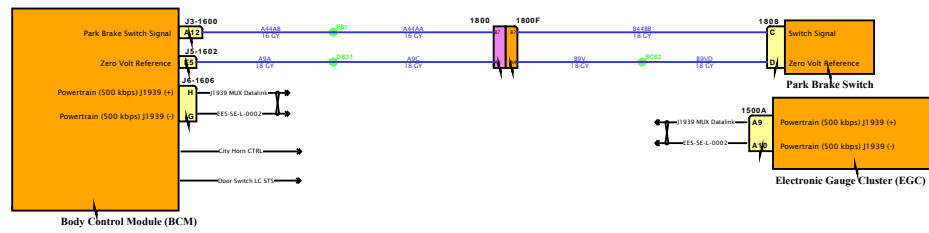
DESIGN DESCRIPTION

FEATURE CODES

SOFTWARE FEATURE CODES



Diagram1



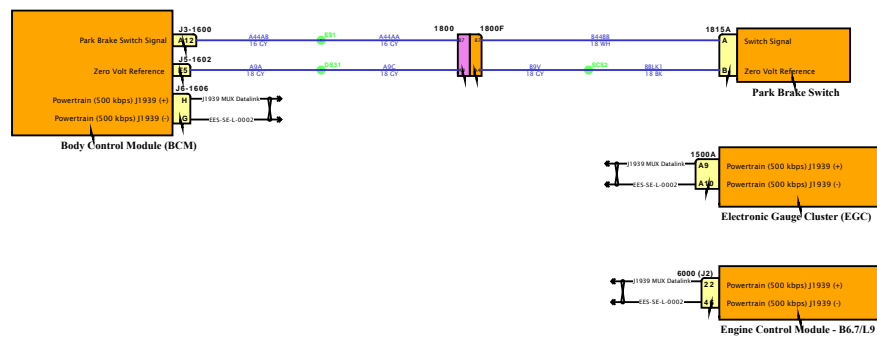
DESIGN DESCRIPTION

FEATURE CODES

SOFTWARE FEATURE CODES



Diagram1

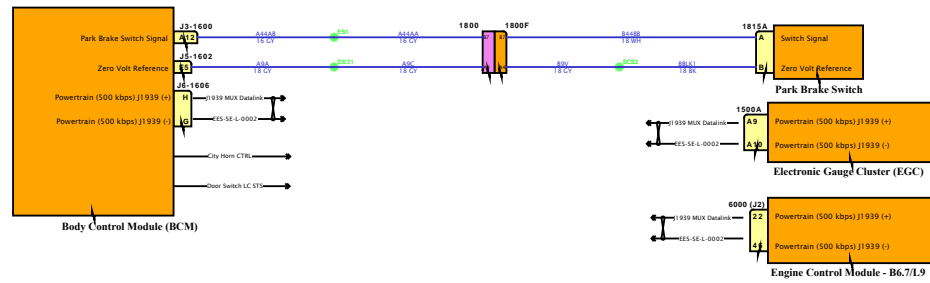


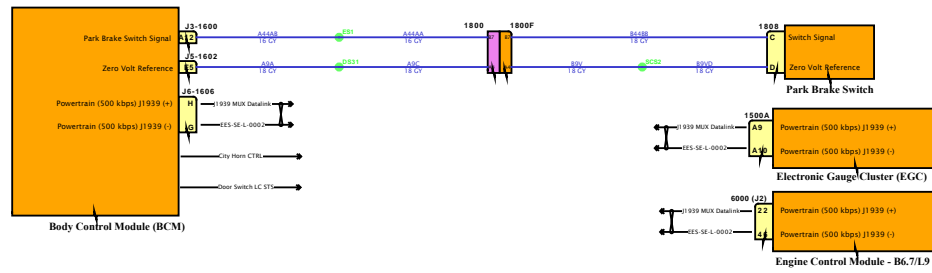
DESIGN DESCRIPTION

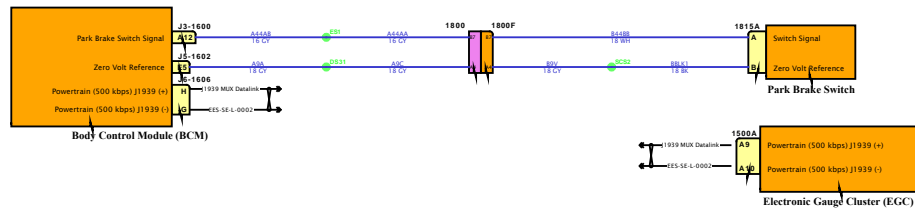
FEATURE CODES

SOFTWARE FEATURE CODES







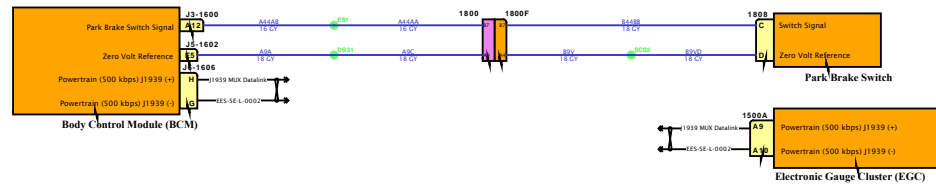


DESIGN DESCRIPTION

FEATURE CODES

SOFTWARE FEATURE CODES

Diagram1



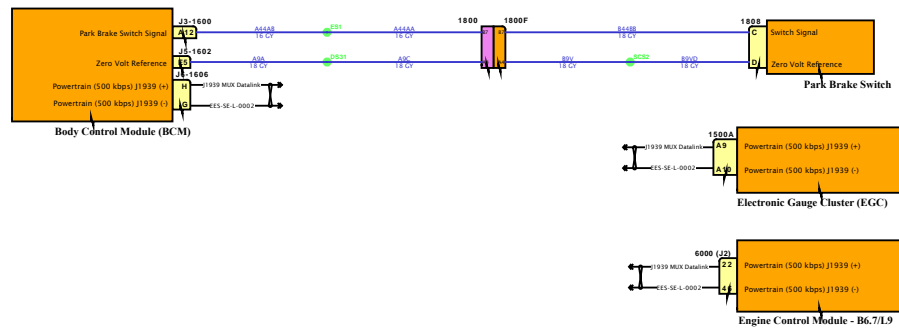
DESIGN DESCRIPTION

FEATURE CODES

SOFTWARE FEATURE CODES



Diagram1



DESIGN DESCRIPTION

FEATURE CODES

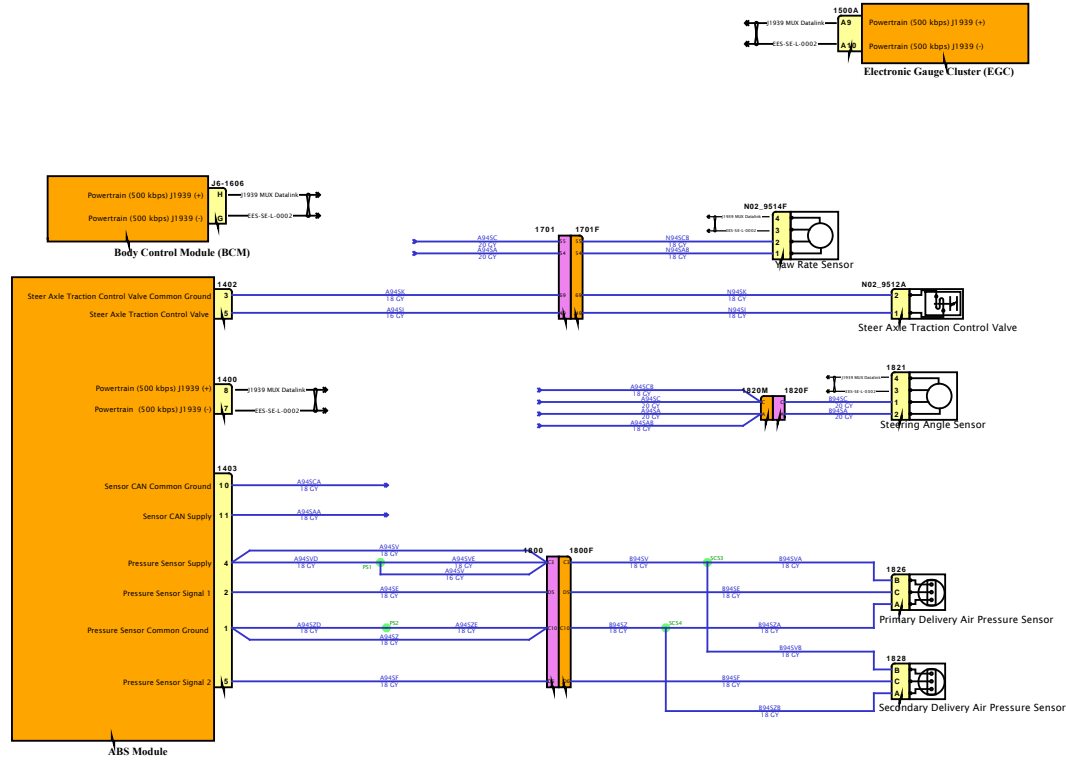
SOFTWARE FEATURE CODES



Diagram

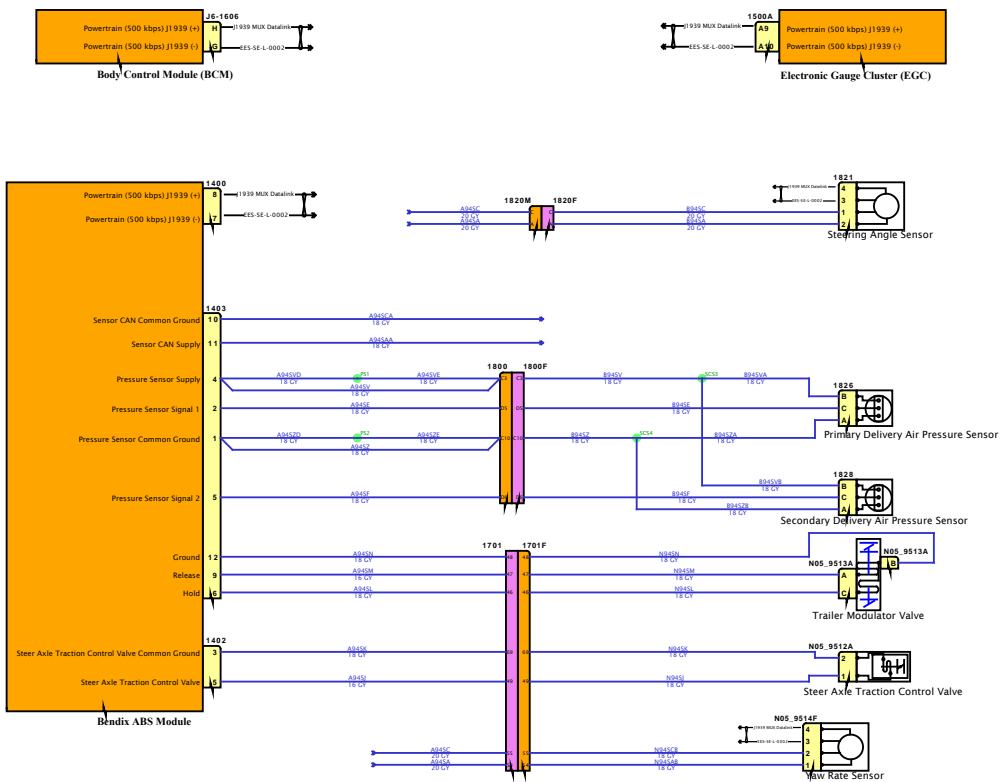
DESIGN DESCRIPTION

FEATURE CODES



SOFTWARE FEATURE CODES





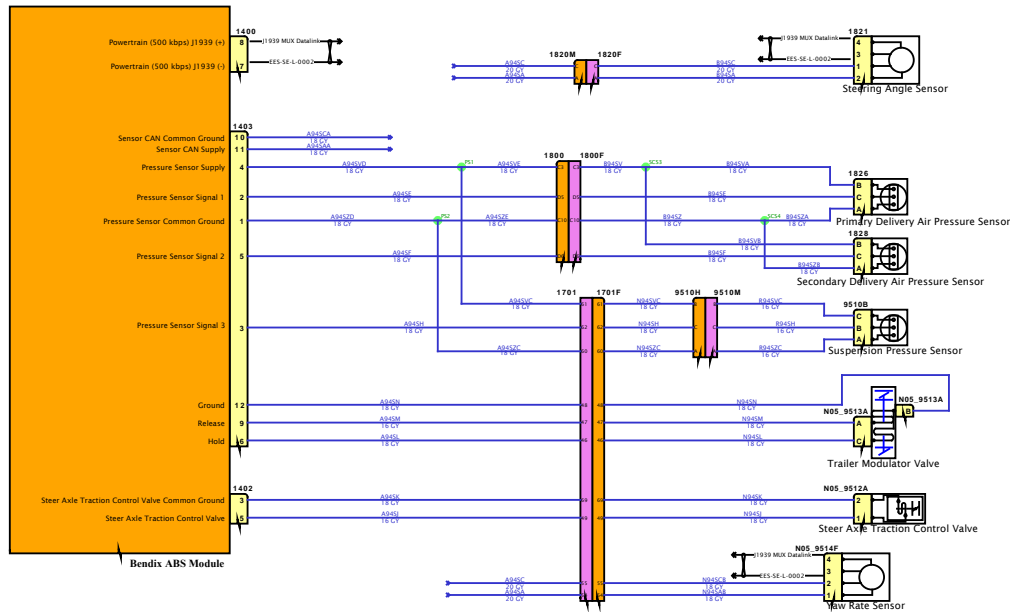
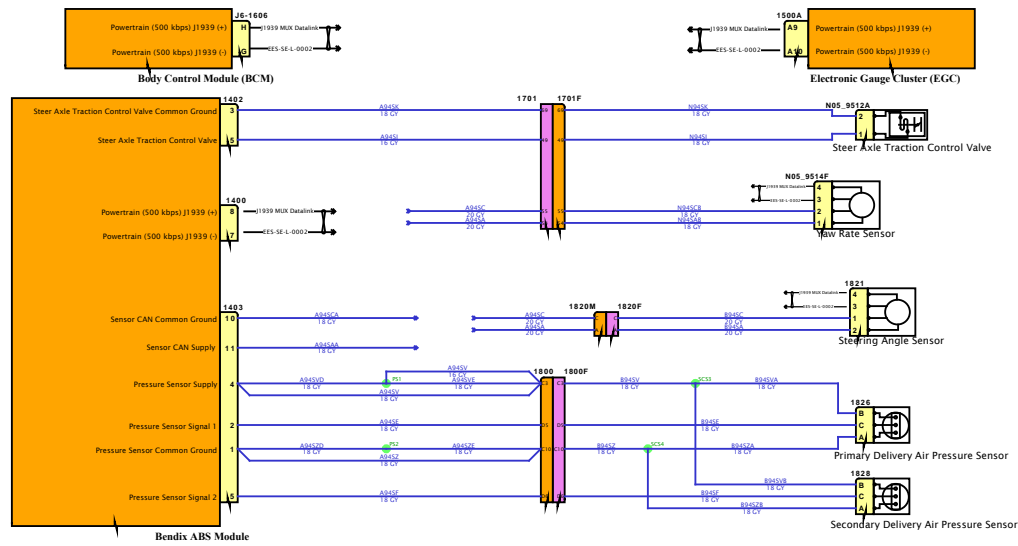


Diagram1

DESIGN DESCRIPTION

FEATURE CODES



SOFTWARE FEATURE CODES

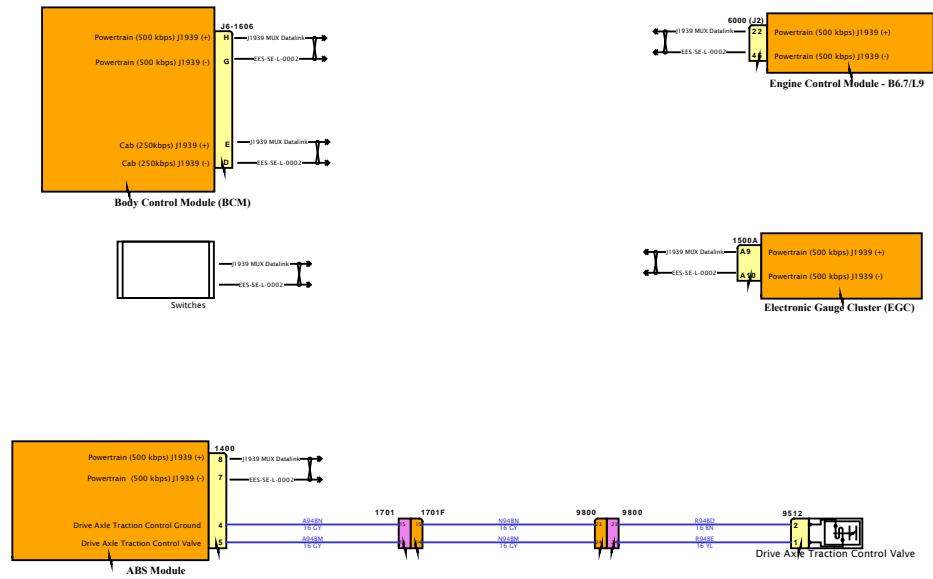


Diagram1-Combination1

DESIGN DESCRIPTION

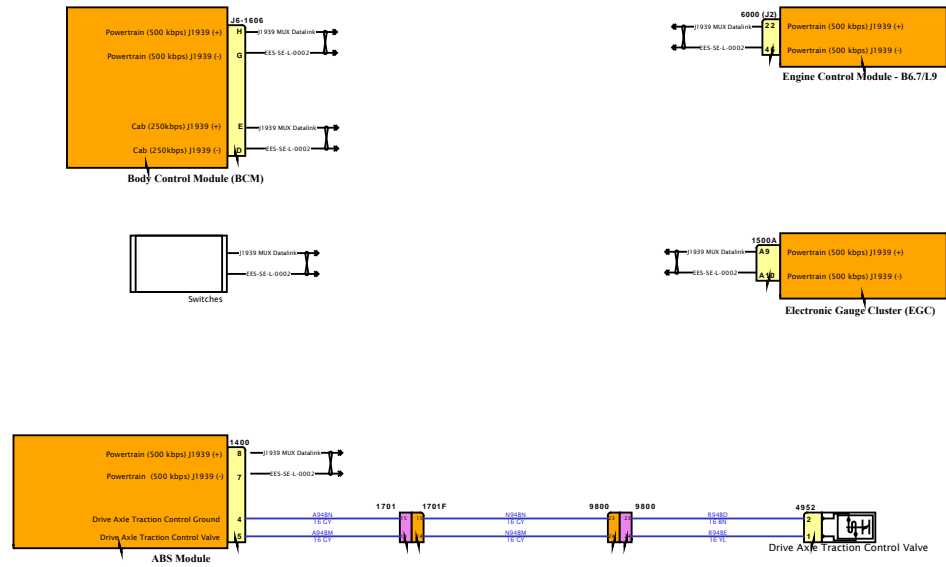
FEATURE CODES

SOFTWARE FEATURE CODES



DESIGN DESCRIPTION

FEATURE CODES

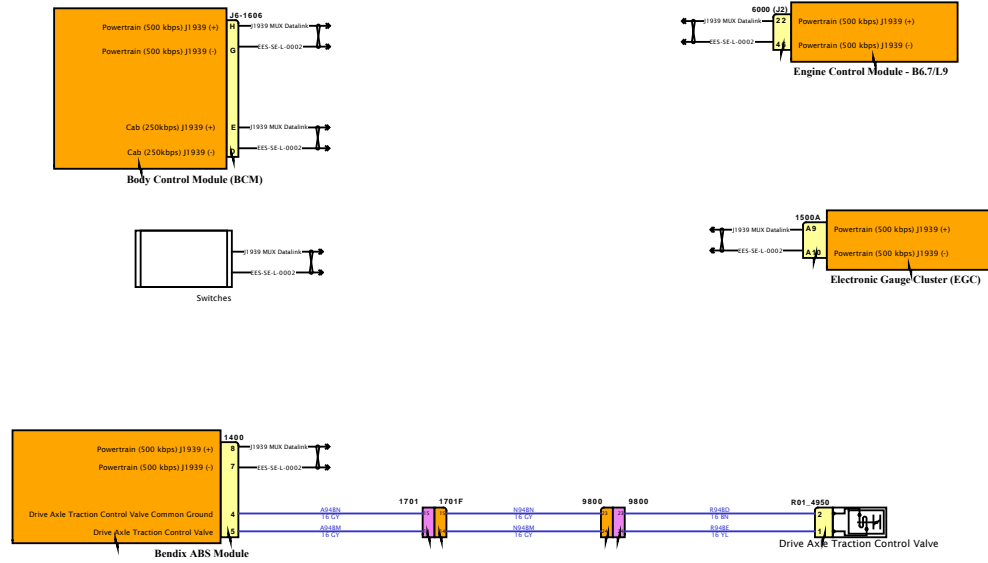


SOFTWARE FEATURE CODES

Diagram1

DESIGN DESCRIPTION

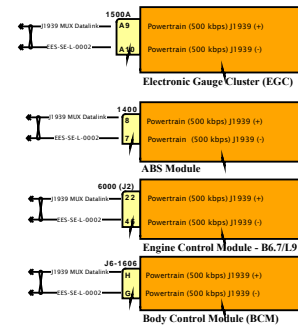
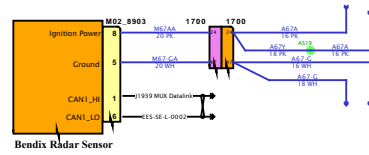
FEATURE CODES



SOFTWARE FEATURE CODES



Diagram1



DESIGN DESCRIPTION

FEATURE CODES

SOFTWARE FEATURE CODES



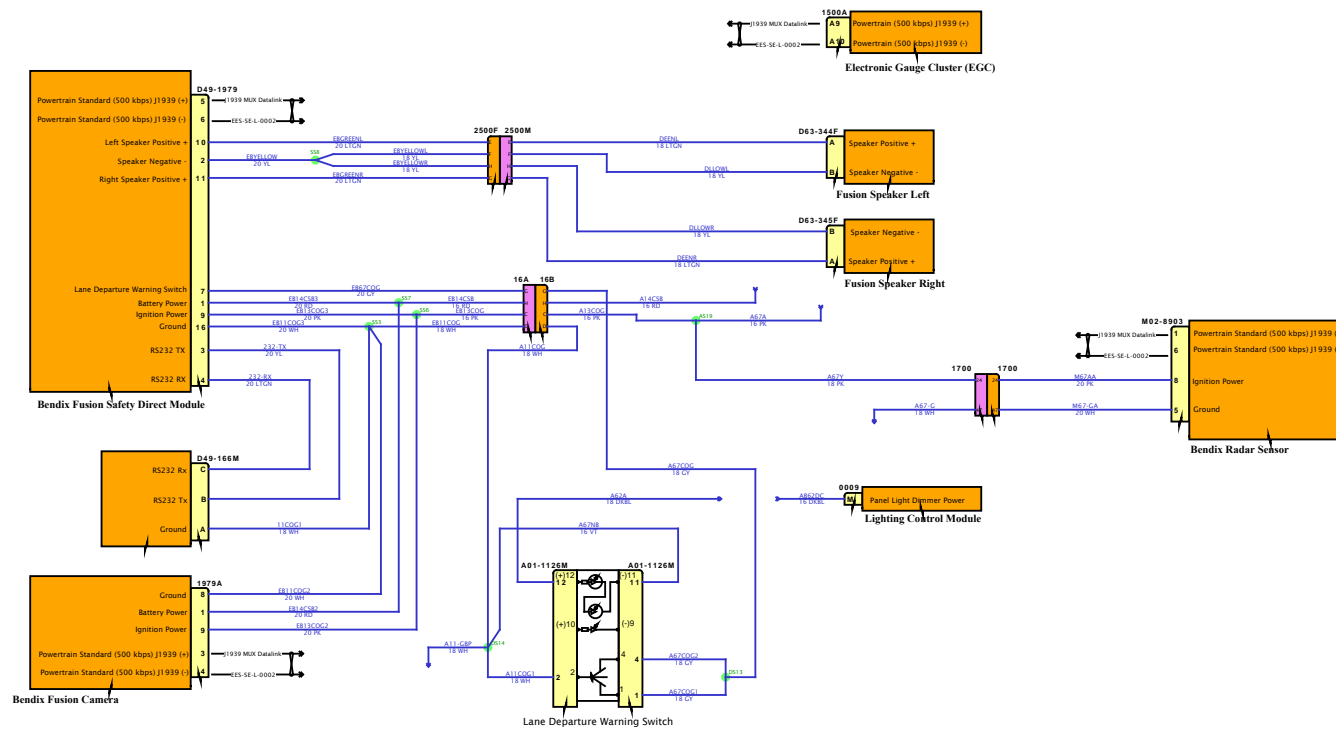
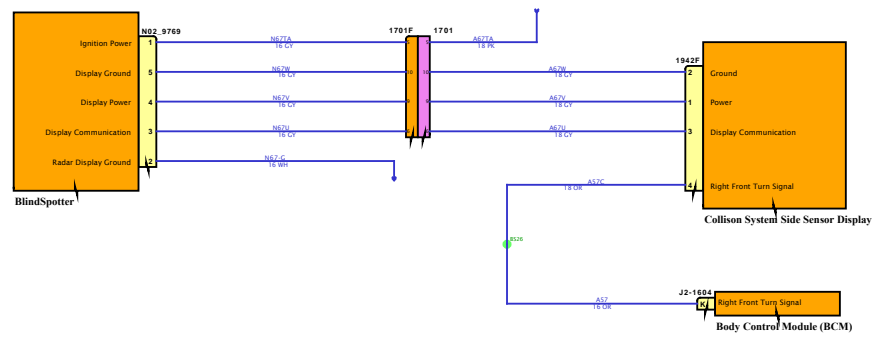


Diagram1



DESIGN DESCRIPTION

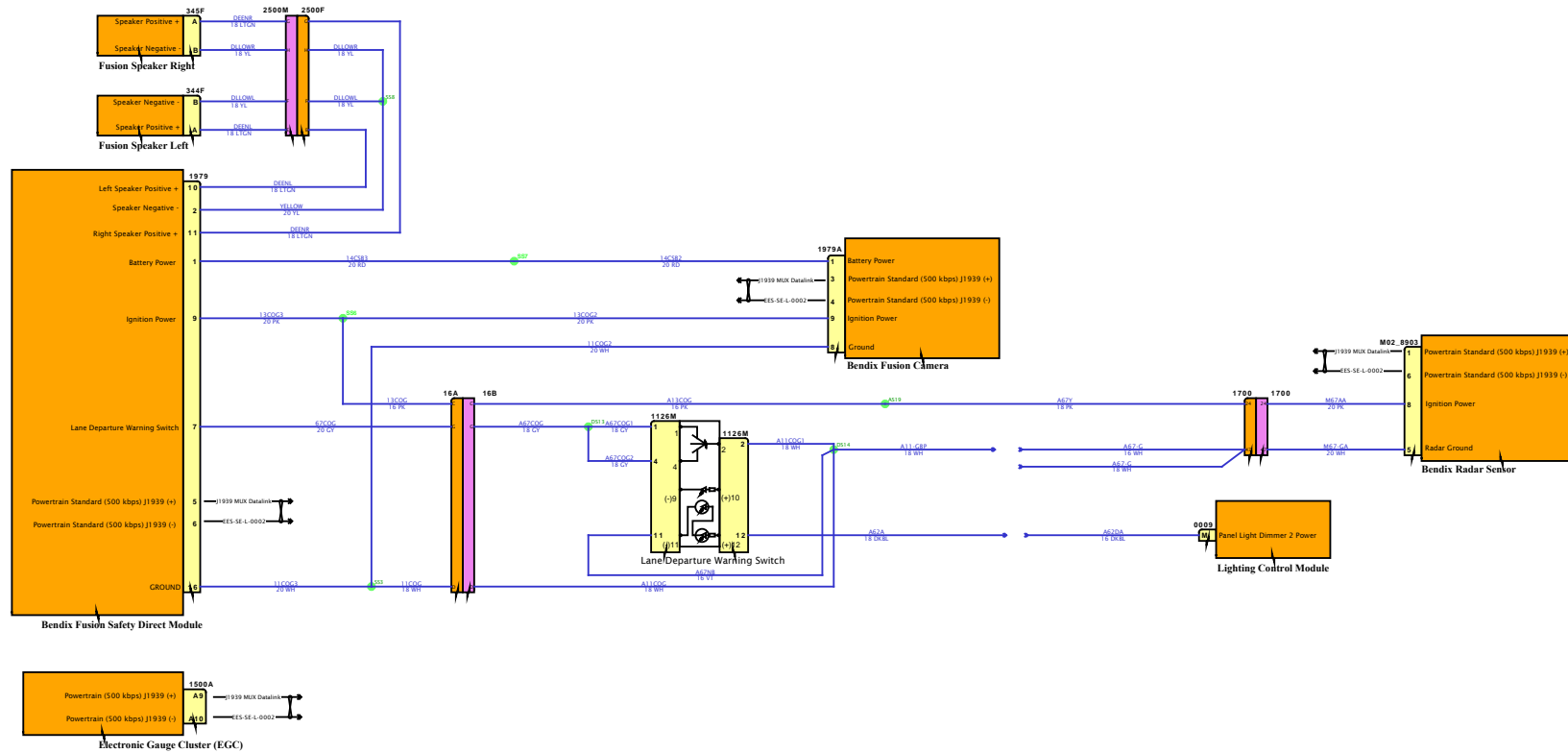
FEATURE CODES

SOFTWARE FEATURE CODES



DESIGN DESCRIPTION

FEATURE CODES



SOFTWARE FEATURE CODES



DESIGN DESCRIPTION

FEATURE CODES

SOFTWARE FEATURE CODES

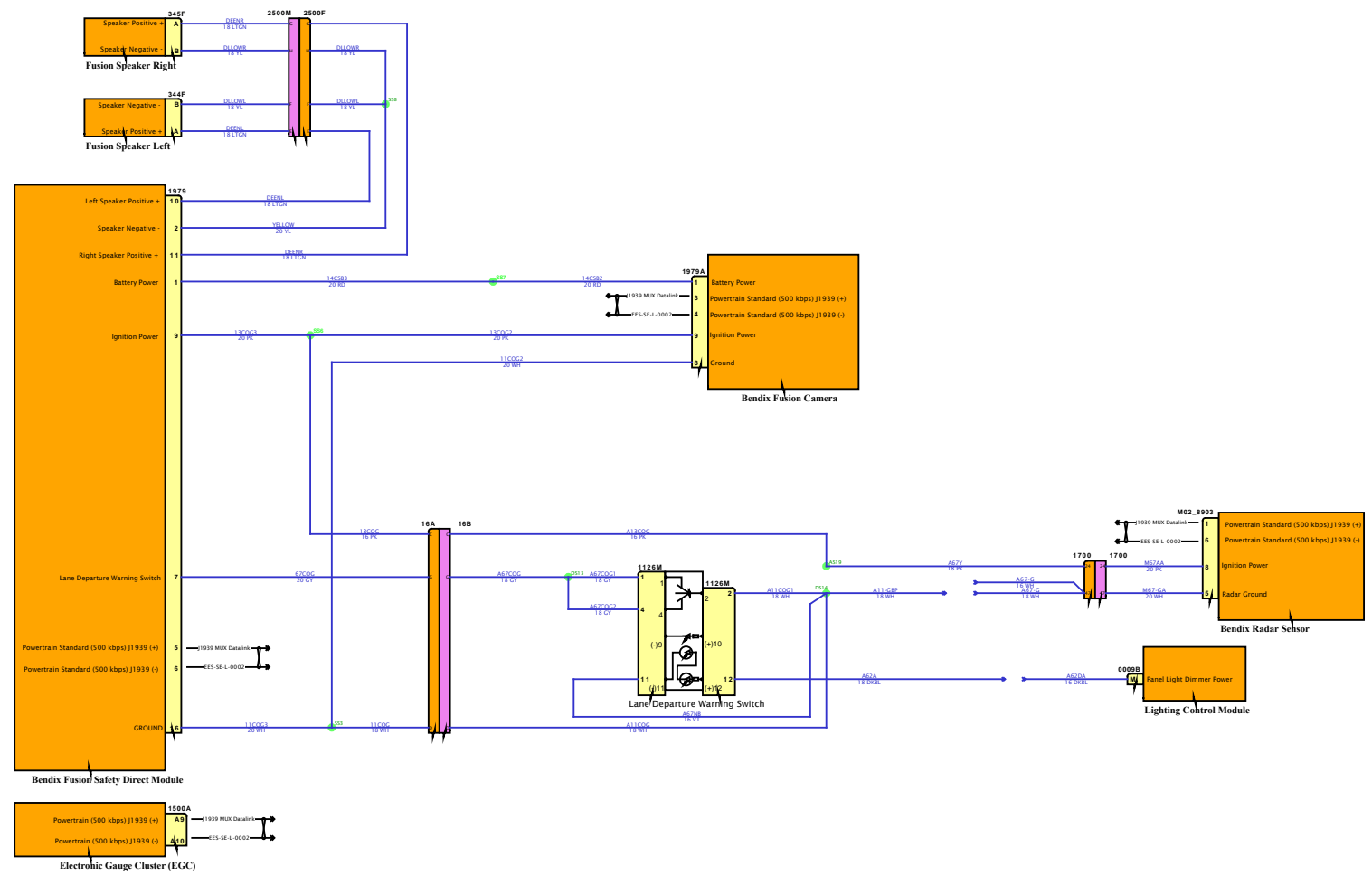
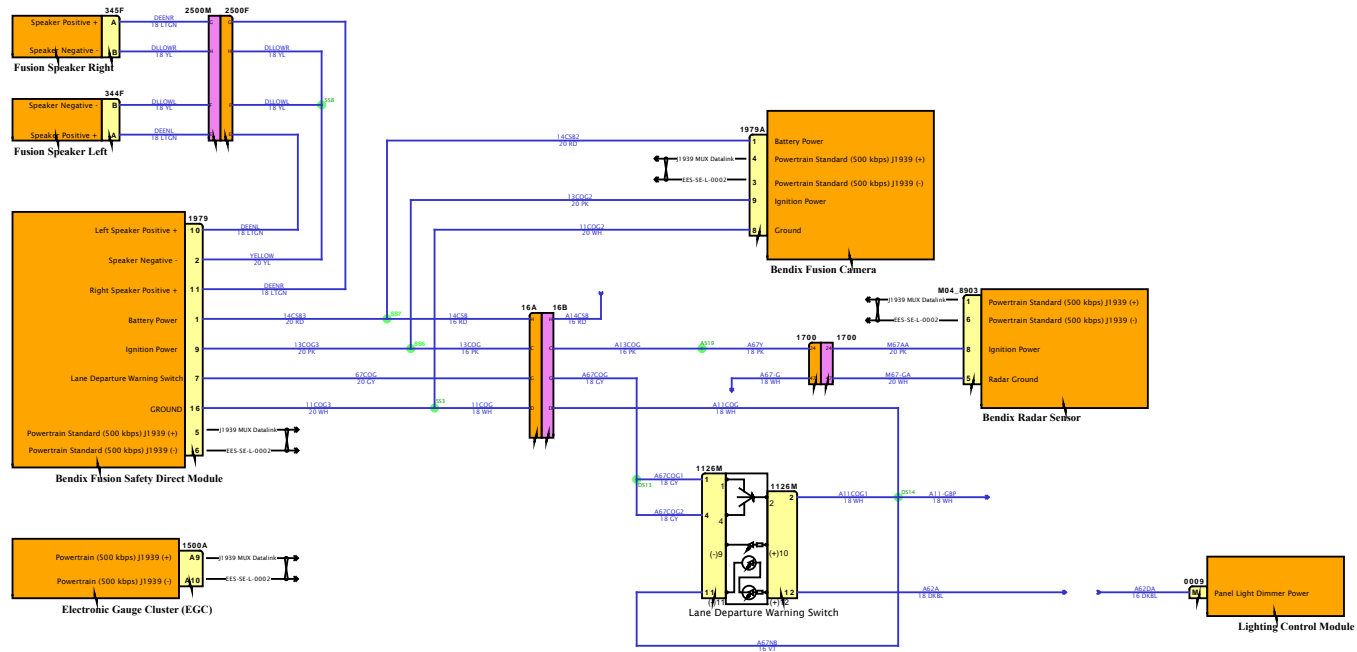


Diagram1-Combination1

DESIGN DESCRIPTION

FEATURE CODES



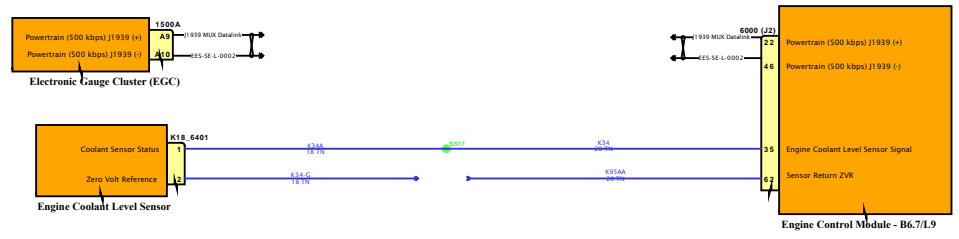
SOFTWARE FEATURE CODES



Diagram1

DESIGN DESCRIPTION

FEATURE CODES

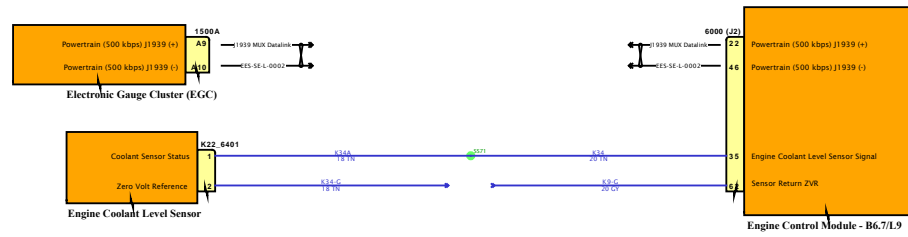


SOFTWARE FEATURE CODES



DESIGN DESCRIPTION

FEATURE CODES



SOFTWARE FEATURE CODES

Diagram1

DESIGN DESCRIPTION

FEATURE CODES

SOFTWARE FEATURE CODES

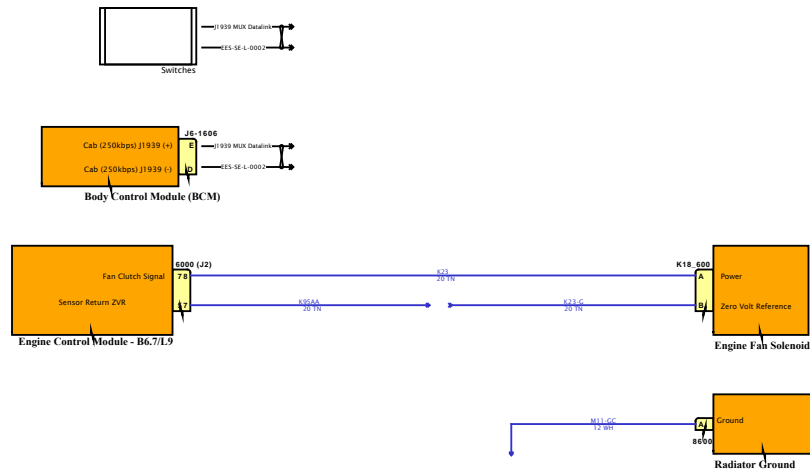


Diagram1

DESIGN DESCRIPTION

FEATURE CODES

SOFTWARE FEATURE CODES

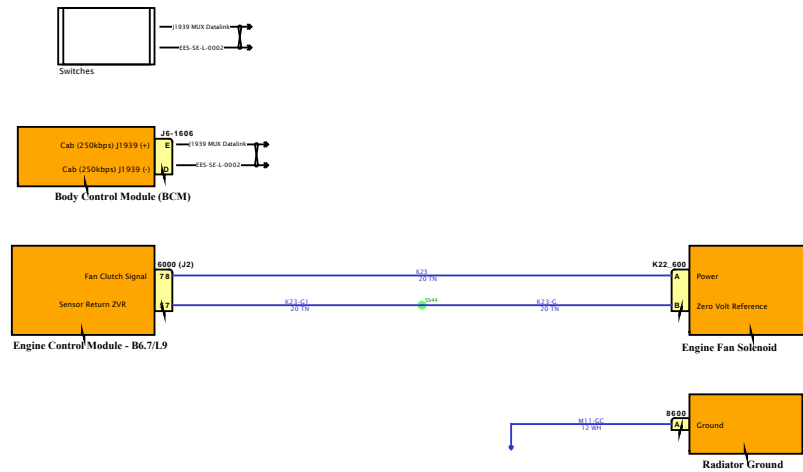
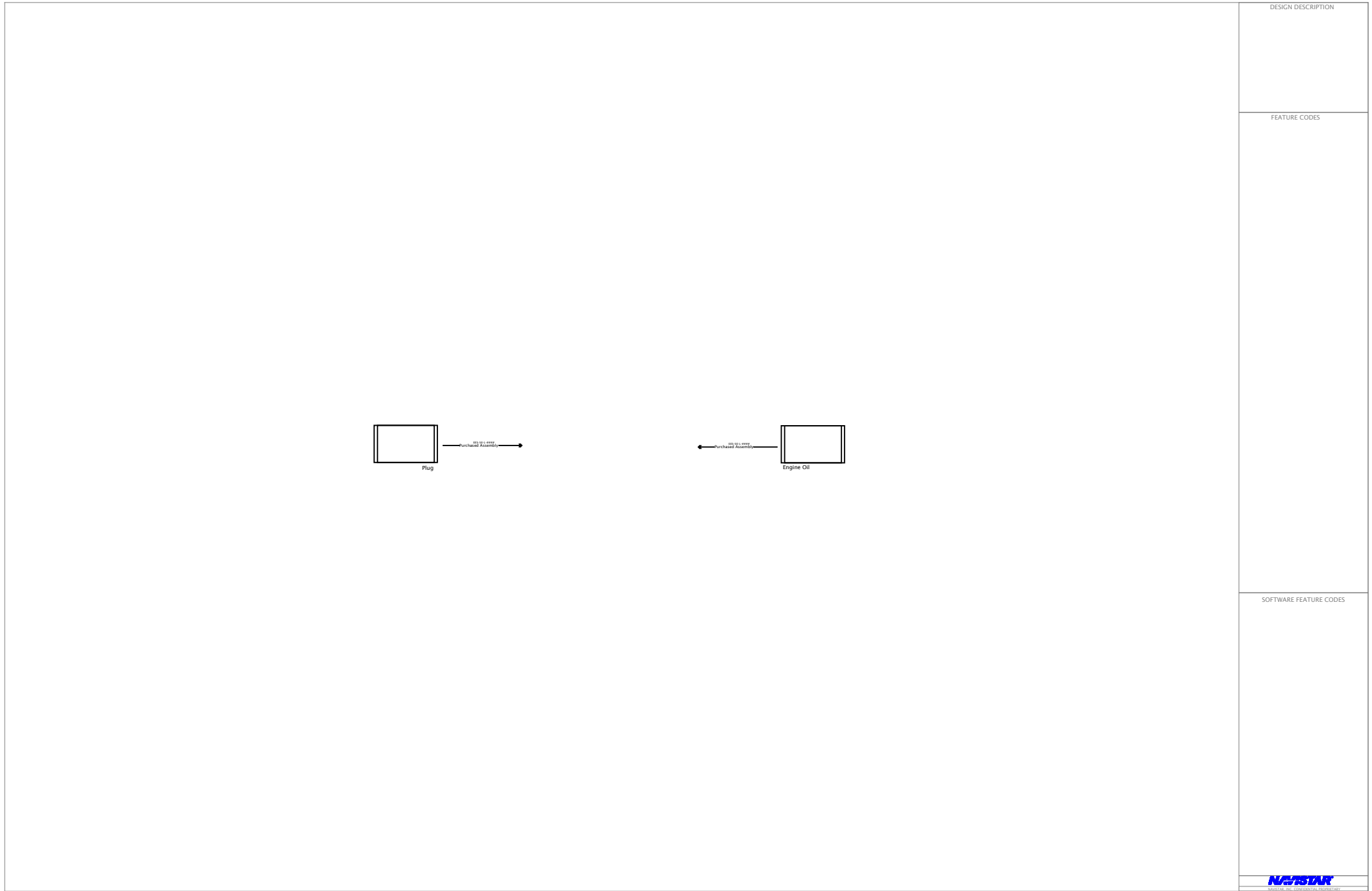


Diagram1



DESIGN DESCRIPTION

FEATURE CODES


SOFTWARE FEATURE CODES



Diagram1

DESIGN DESCRIPTION

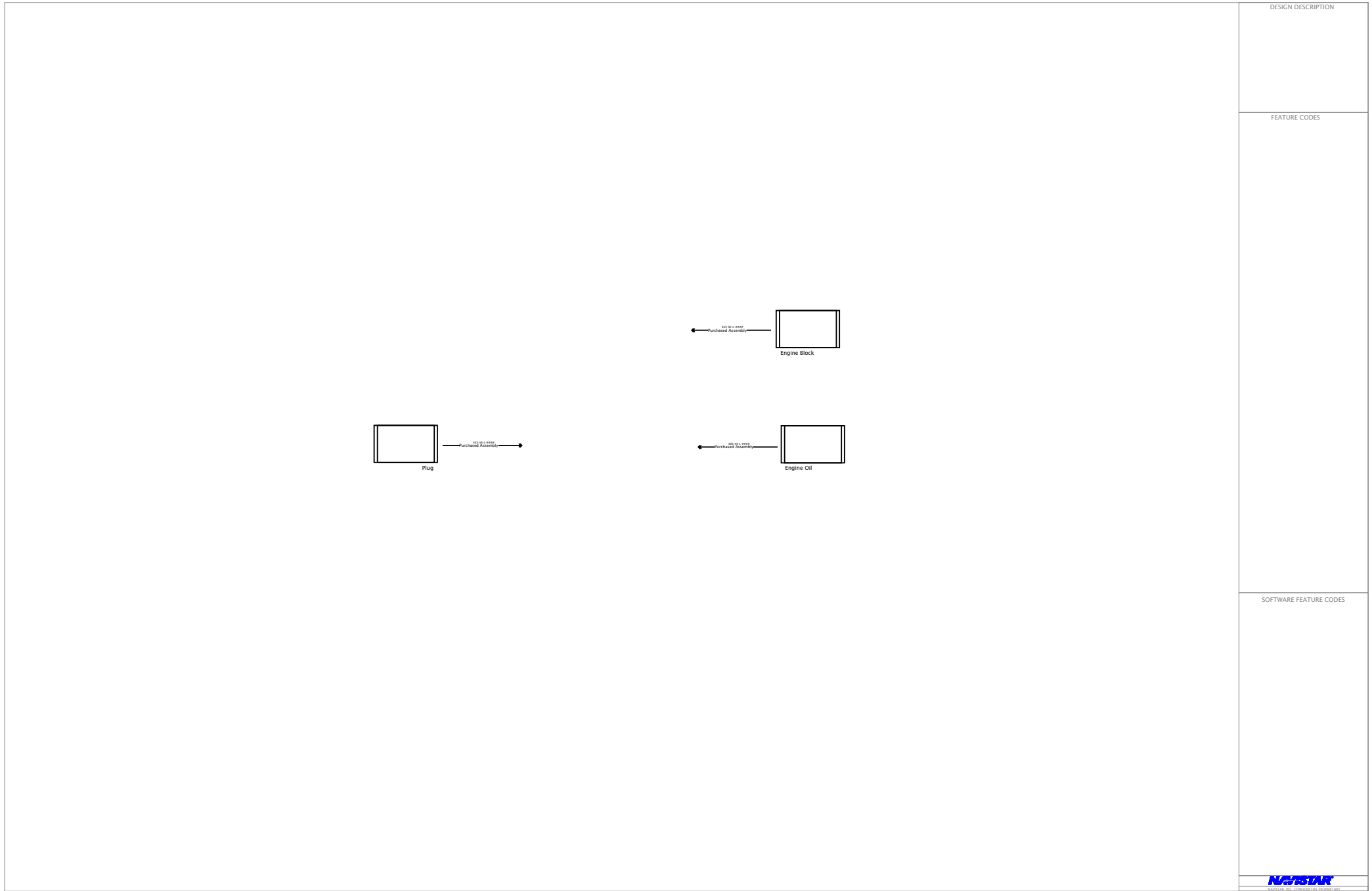
FEATURE CODES



SOFTWARE FEATURE CODES



Diagram1



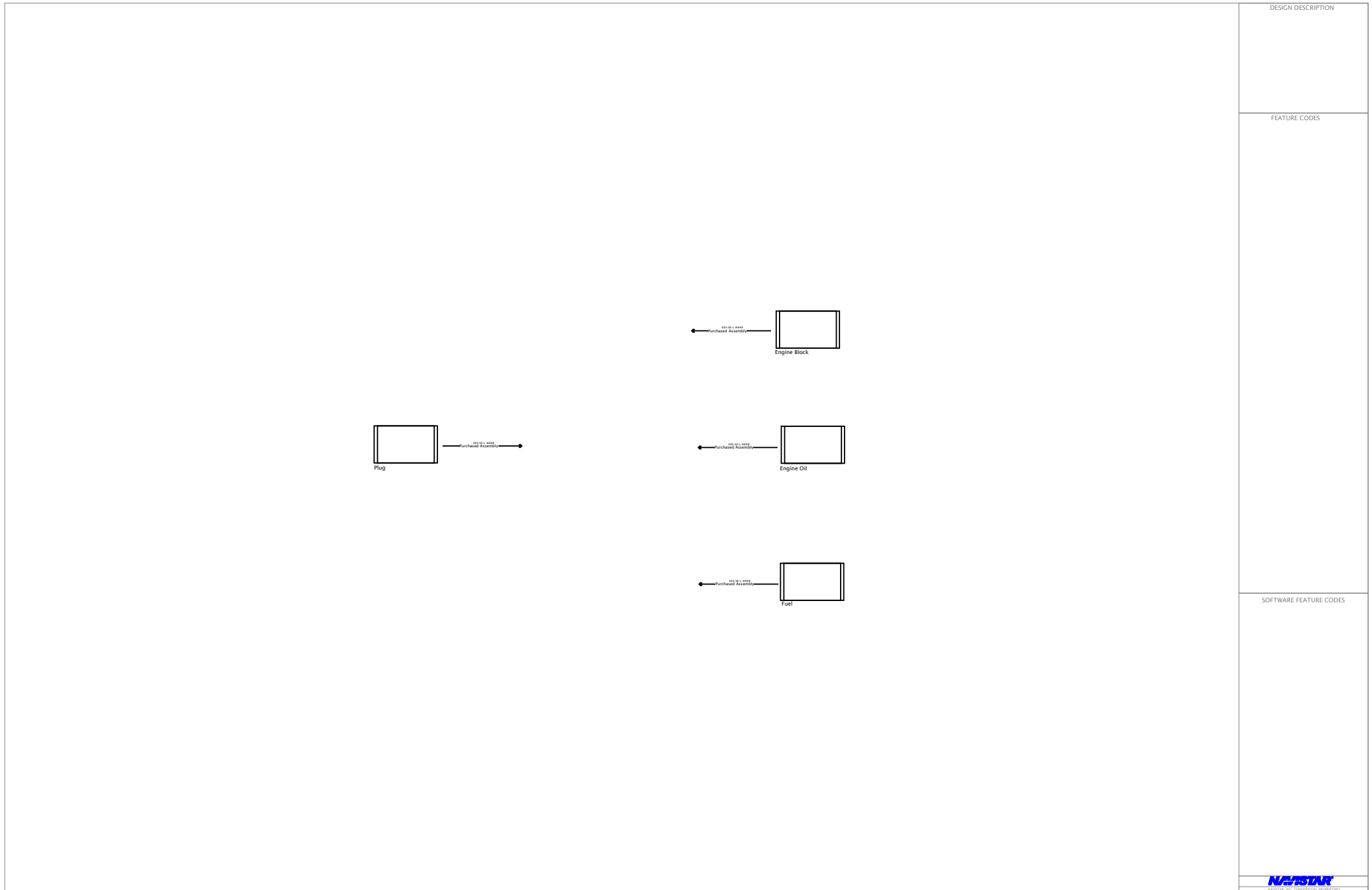
DESIGN DESCRIPTION

FEATURE CODES

SOFTWARE FEATURE CODES



Diagram1

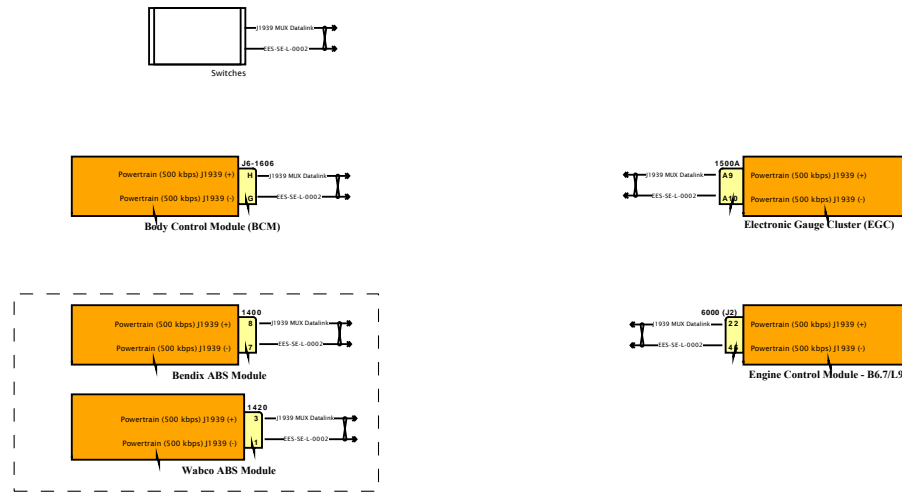


DESIGN DESCRIPTION

FEATURE CODES

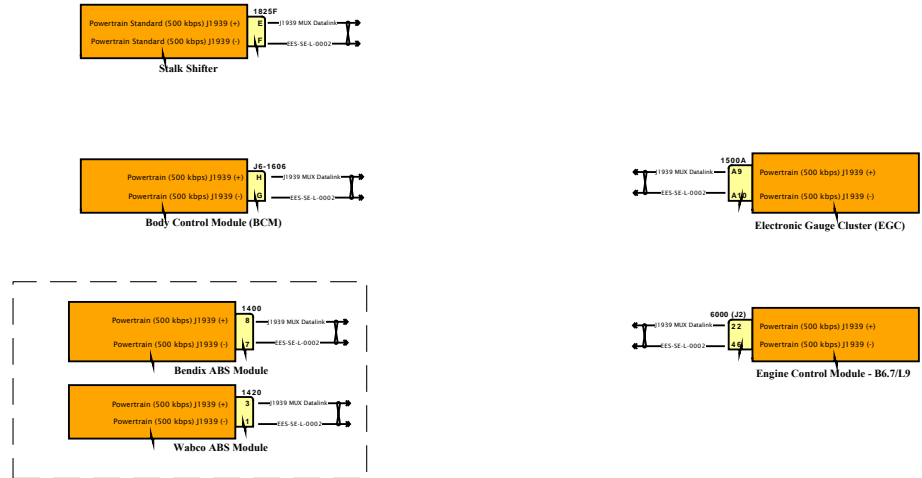
SOFTWARE FEATURE CODES

NASTAR
NATIONAL ASSOCIATION OF
SEMI-TRUCK DRIVERS



DESIGN DESCRIPTION

FEATURE CODES



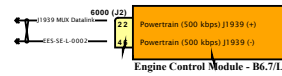
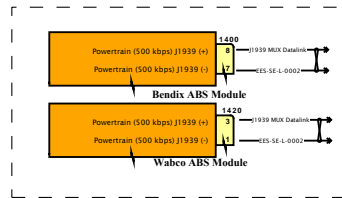
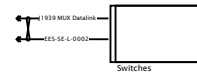
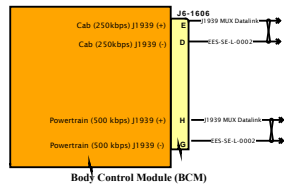
SOFTWARE FEATURE CODES



Diagram1

DESIGN DESCRIPTION

FEATURE CODES

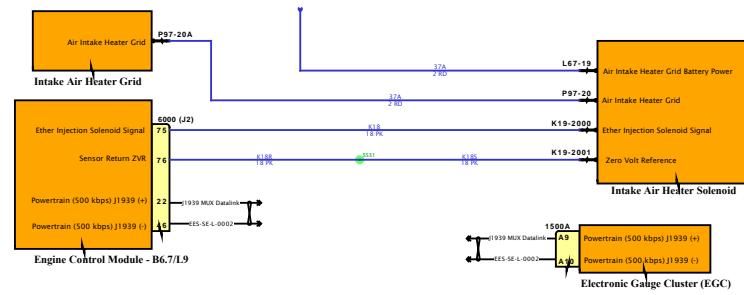


SOFTWARE FEATURE CODES



DESIGN DESCRIPTION

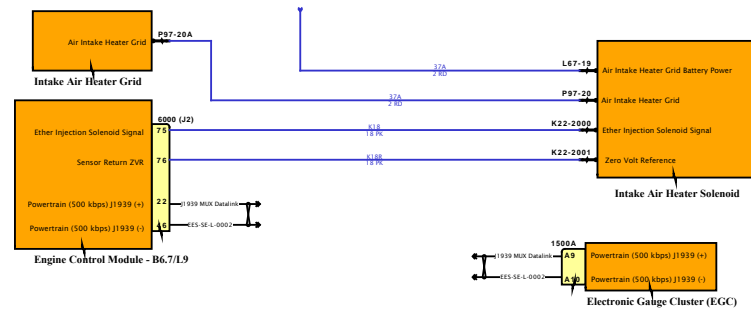
FEATURE CODES



SOFTWARE FEATURE CODES

DESIGN DESCRIPTION

FEATURE CODES



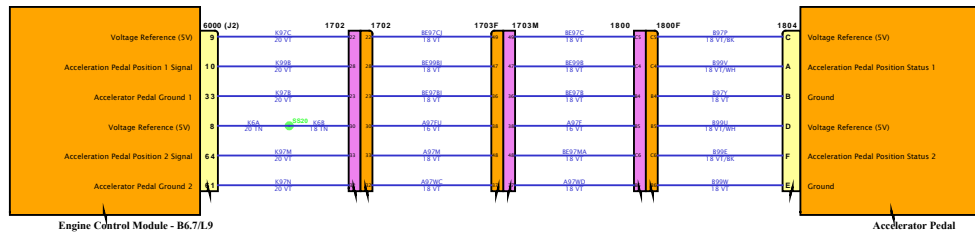
SOFTWARE FEATURE CODES



Diagram1

DESIGN DESCRIPTION

FEATURE CODES



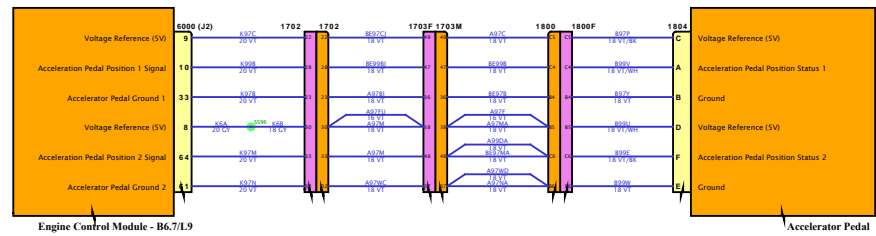
SOFTWARE FEATURE CODES



Diagram1

DESIGN DESCRIPTION

FEATURE CODES



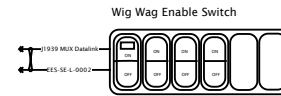
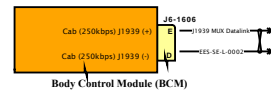
SOFTWARE FEATURE CODES



Diagram1

DESIGN DESCRIPTION

FEATURE CODES



SOFTWARE FEATURE CODES



Diagram1

DESIGN DESCRIPTION

FEATURE CODES



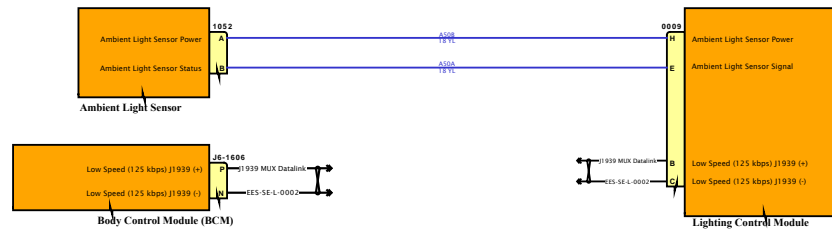
SOFTWARE FEATURE CODES



Diagram1

DESIGN DESCRIPTION

FEATURE CODES



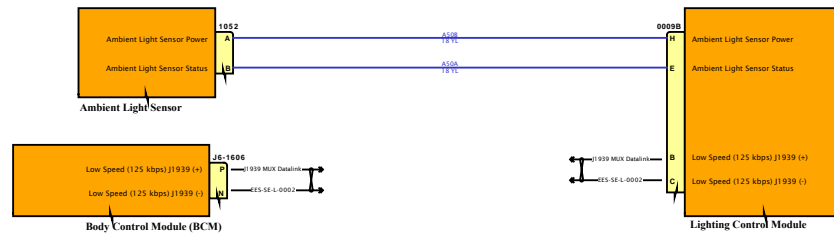
SOFTWARE FEATURE CODES



Diagram2

DESIGN DESCRIPTION

FEATURE CODES



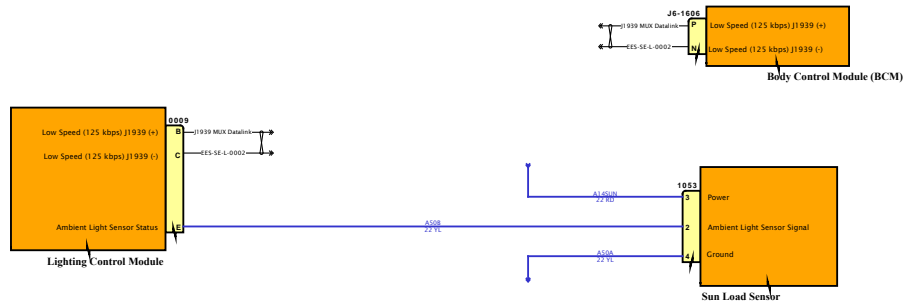
SOFTWARE FEATURE CODES



Diagram1

DESIGN DESCRIPTION

FEATURE CODES



SOFTWARE FEATURE CODES



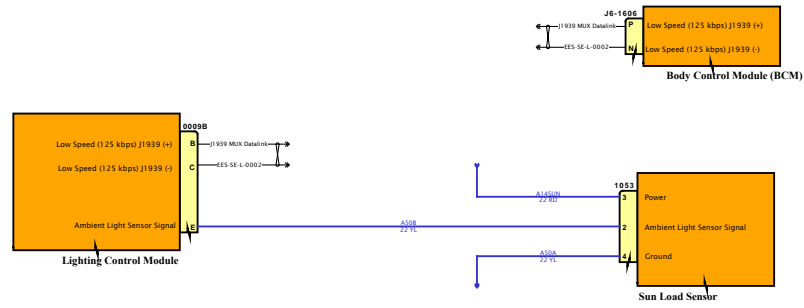
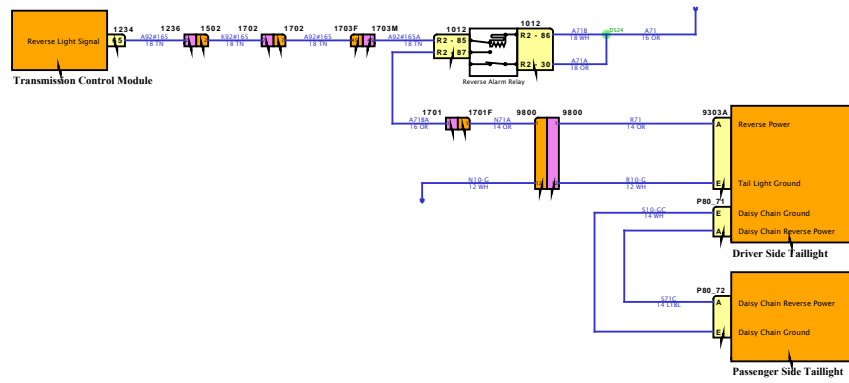


Diagram1-Combination1



DESIGN DESCRIPTION

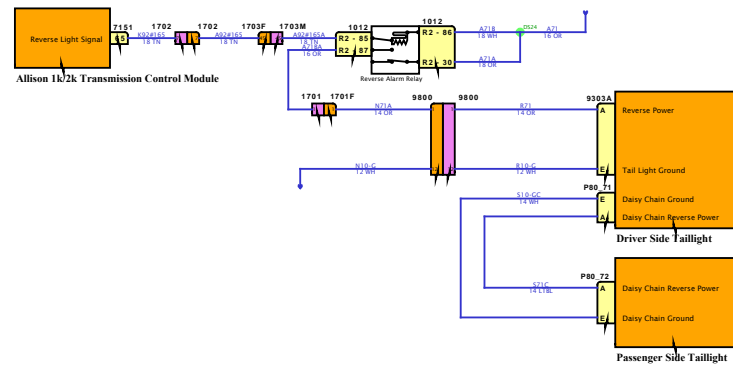
FEATURE CODES

SOFTWARE FEATURE CODES



DESIGN DESCRIPTION

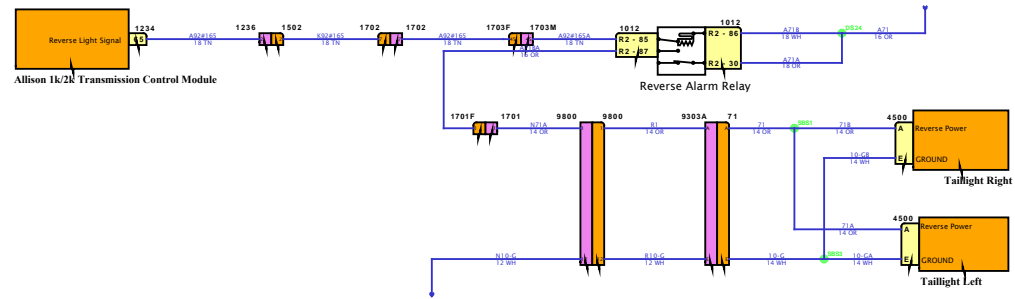
FEATURE CODES



SOFTWARE FEATURE CODES



Diagram1-Combination1



DESIGN DESCRIPTION

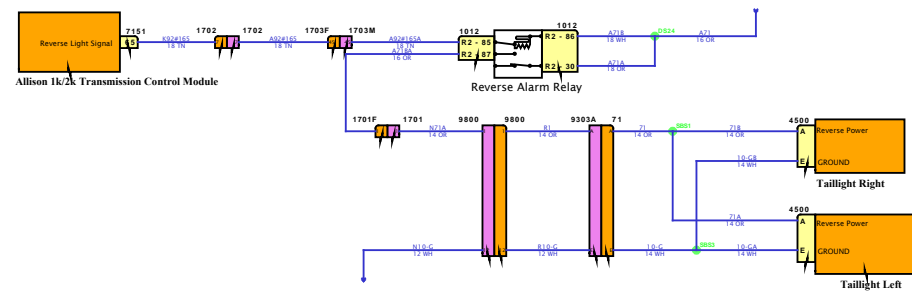
FEATURE CODES

SOFTWARE FEATURE CODES



DESIGN DESCRIPTION

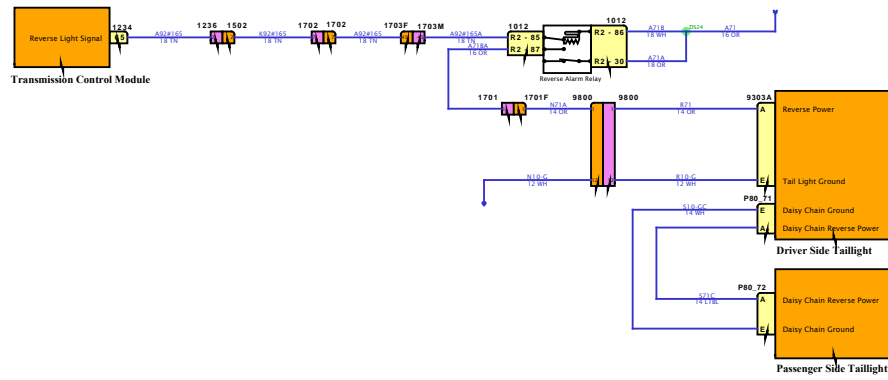
FEATURE CODES



SOFTWARE FEATURE CODES



Diagram1-Combination1



DESIGN DESCRIPTION

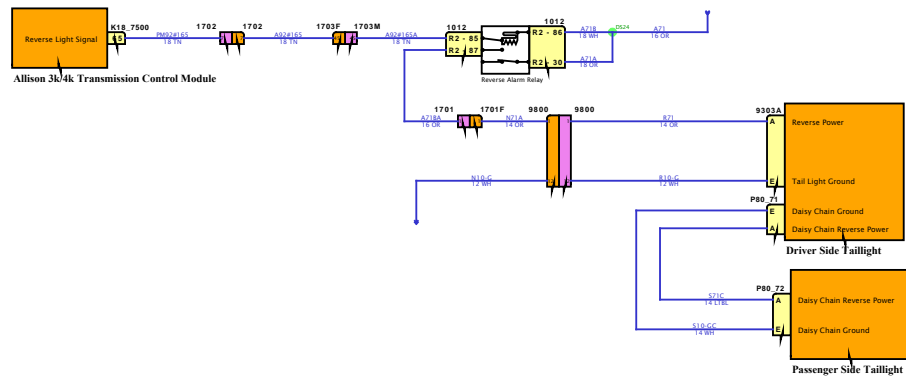
FEATURE CODES

SOFTWARE FEATURE CODES



DESIGN DESCRIPTION

FEATURE CODES

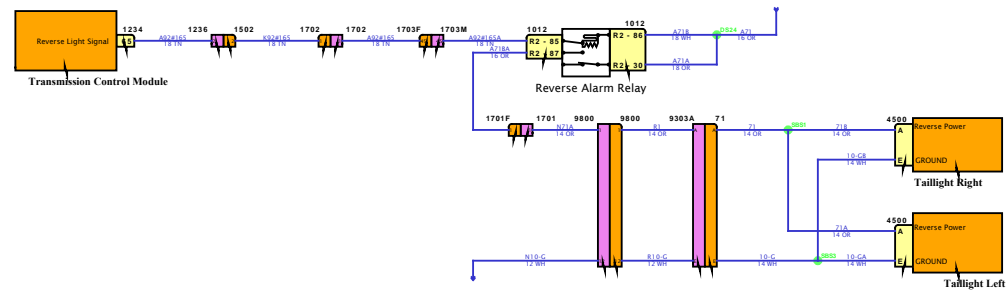


SOFTWARE FEATURE CODES



DESIGN DESCRIPTION

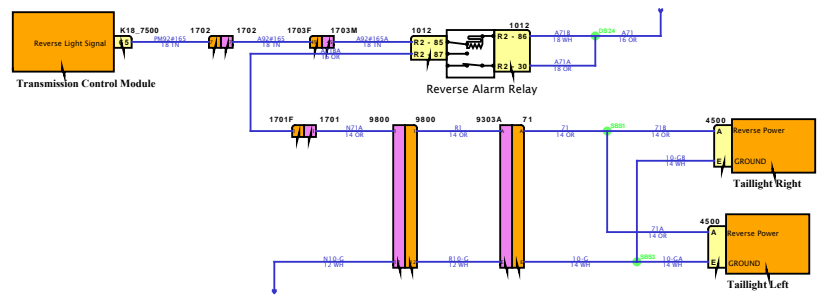
FEATURE CODES



SOFTWARE FEATURE CODES

DESIGN DESCRIPTION

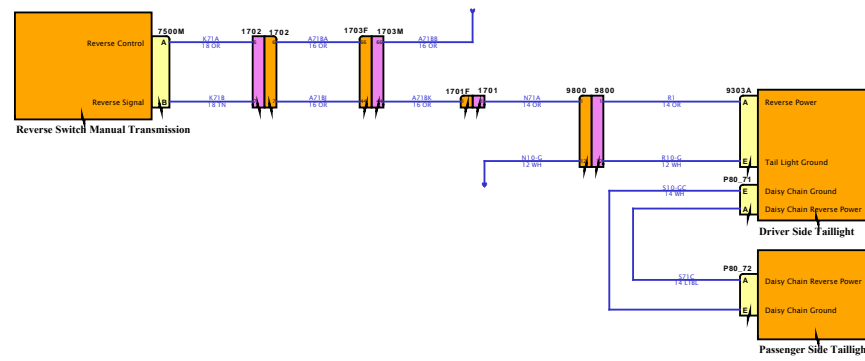
FEATURE CODES



SOFTWARE FEATURE CODES



Diagram1



DESIGN DESCRIPTION

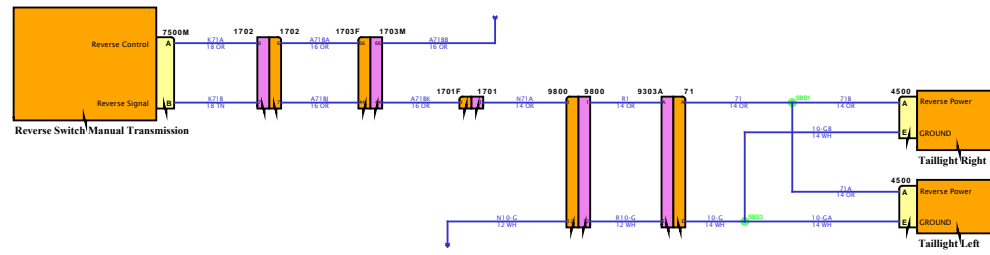
FEATURE CODES

SOFTWARE FEATURE CODES



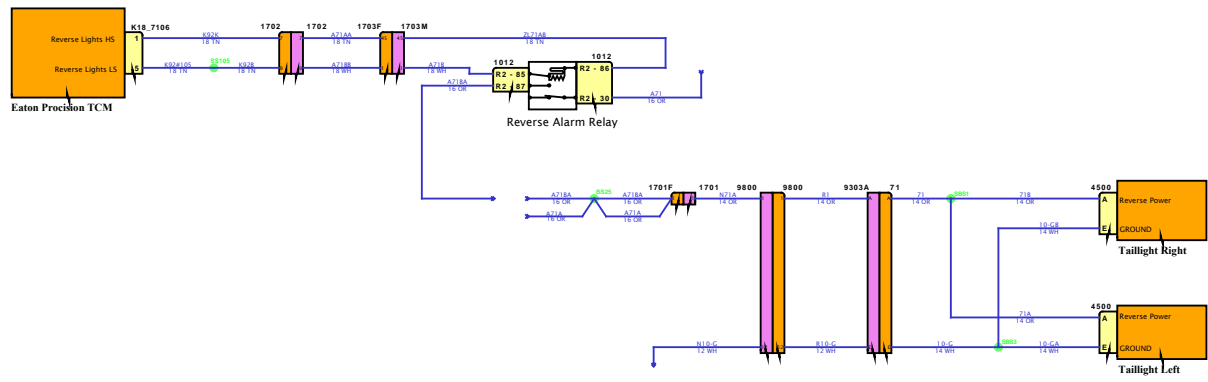
DESIGN DESCRIPTION

FEATURE CODES



SOFTWARE FEATURE CODES

Diagram1



DESIGN DESCRIPTION

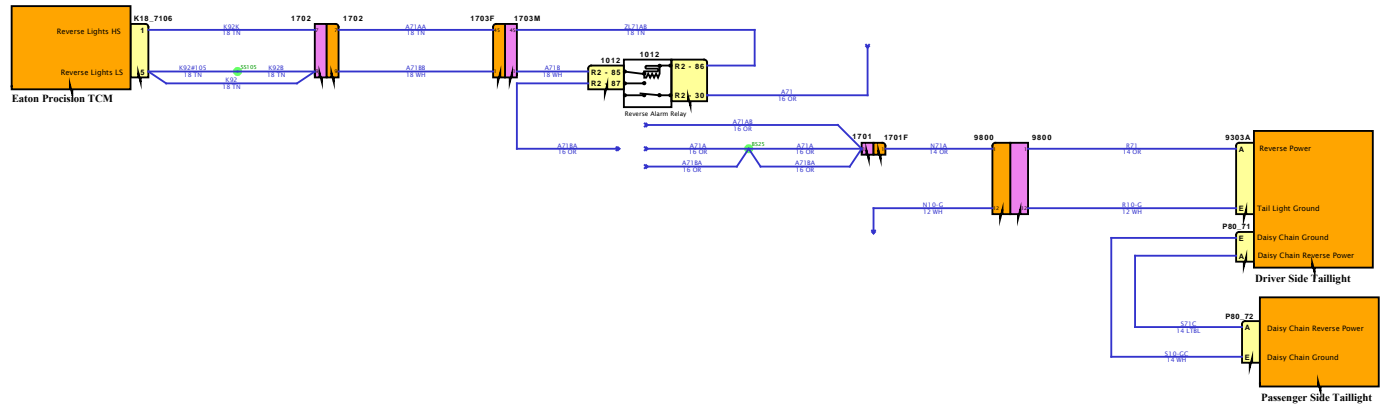
FEATURE CODES

SOFTWARE FEATURE CODES



DESIGN DESCRIPTION

FEATURE CODES



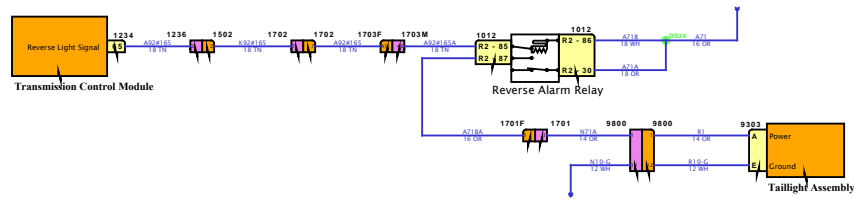
SOFTWARE FEATURE CODES



Diagram1-Combination1

DESIGN DESCRIPTION

FEATURE CODES

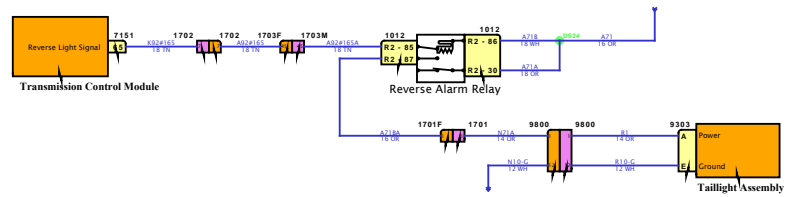


SOFTWARE FEATURE CODES



DESIGN DESCRIPTION

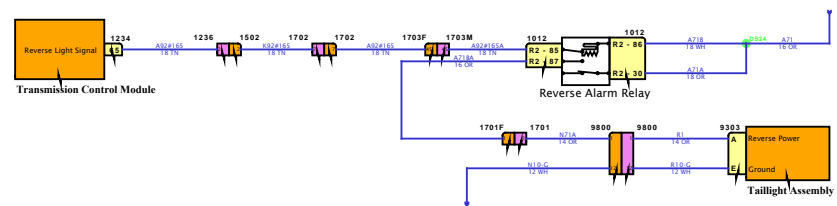
FEATURE CODES



SOFTWARE FEATURE CODES



Diagram1-Combination1



DESIGN DESCRIPTION

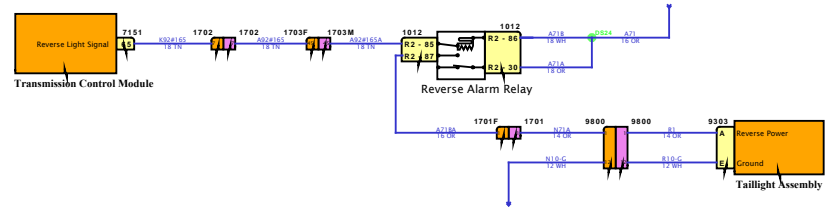
FEATURE CODES

SOFTWARE FEATURE CODES



DESIGN DESCRIPTION

FEATURE CODES



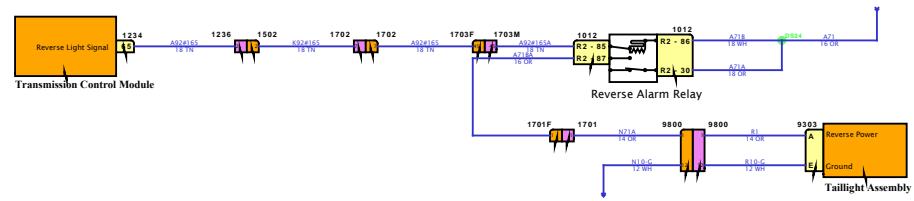
SOFTWARE FEATURE CODES



Diagram1-Combination1

DESIGN DESCRIPTION

FEATURE CODES

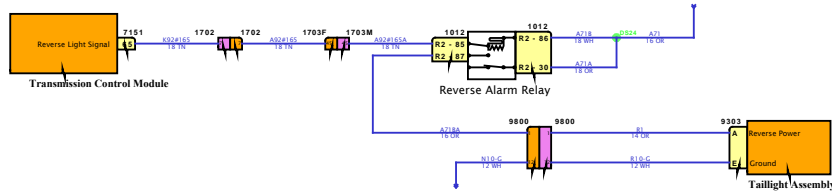


SOFTWARE FEATURE CODES



DESIGN DESCRIPTION

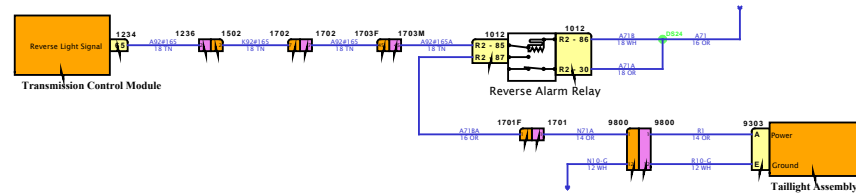
FEATURE CODES



SOFTWARE FEATURE CODES



Diagram1-Combination1



DESIGN DESCRIPTION

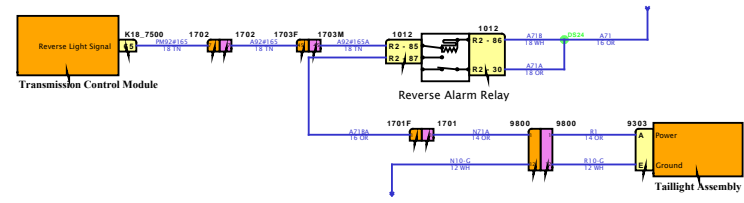
FEATURE CODES

SOFTWARE FEATURE CODES



DESIGN DESCRIPTION

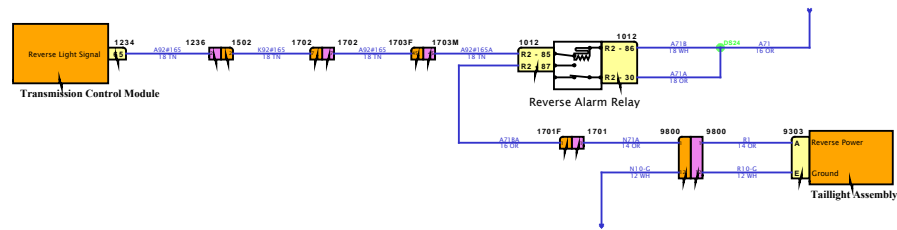
FEATURE CODES



SOFTWARE FEATURE CODES



Diagram1-Combination1



DESIGN DESCRIPTION

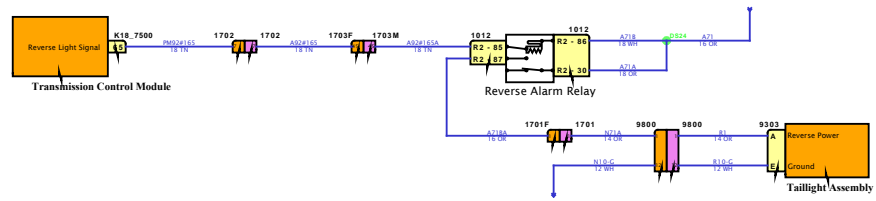
FEATURE CODES

SOFTWARE FEATURE CODES



DESIGN DESCRIPTION

FEATURE CODES

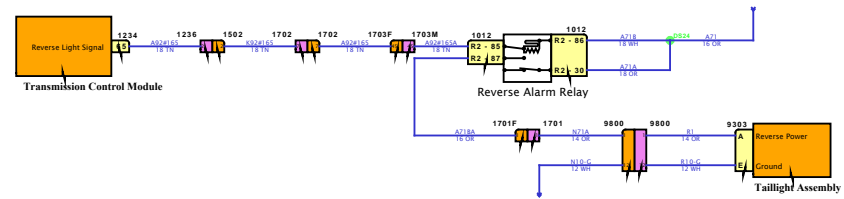


SOFTWARE FEATURE CODES

Diagram1-Combination1

DESIGN DESCRIPTION

FEATURE CODES

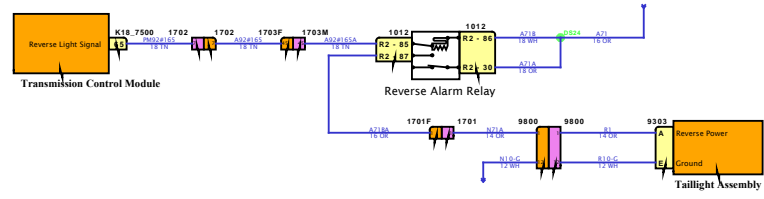


SOFTWARE FEATURE CODES



DESIGN DESCRIPTION

FEATURE CODES



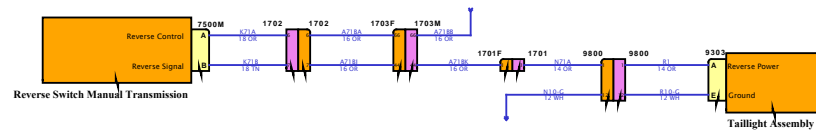
SOFTWARE FEATURE CODES



Diagram1

DESIGN DESCRIPTION

FEATURE CODES



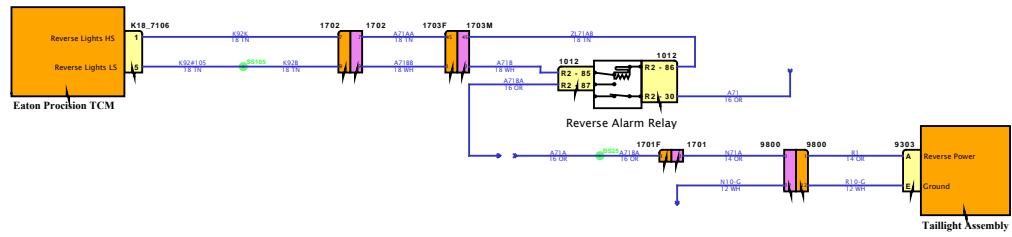
SOFTWARE FEATURE CODES



Diagram1

DESIGN DESCRIPTION

FEATURE CODES

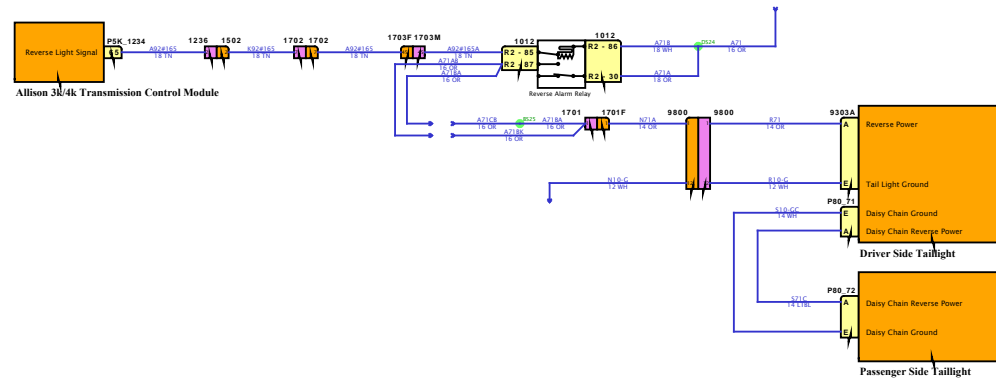


SOFTWARE FEATURE CODES



DESIGN DESCRIPTION

FEATURE CODES

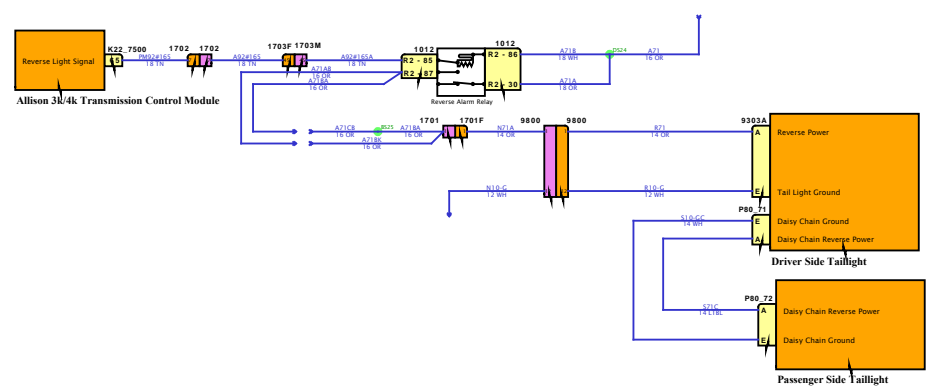


SOFTWARE FEATURE CODES



DESIGN DESCRIPTION

FEATURE CODES

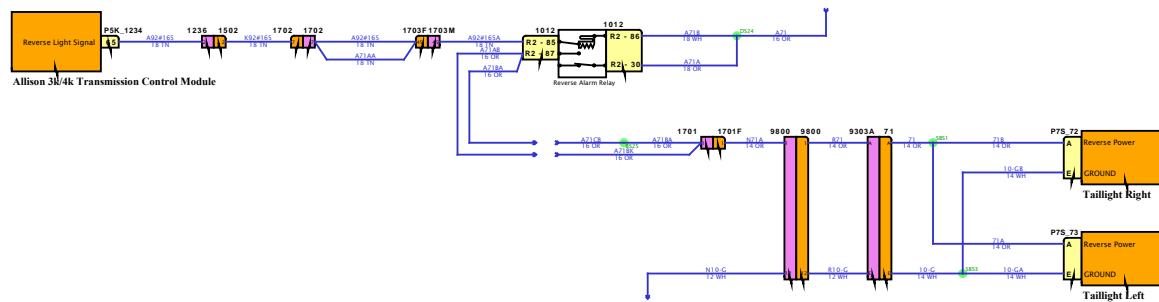


SOFTWARE FEATURE CODES



DESIGN DESCRIPTION

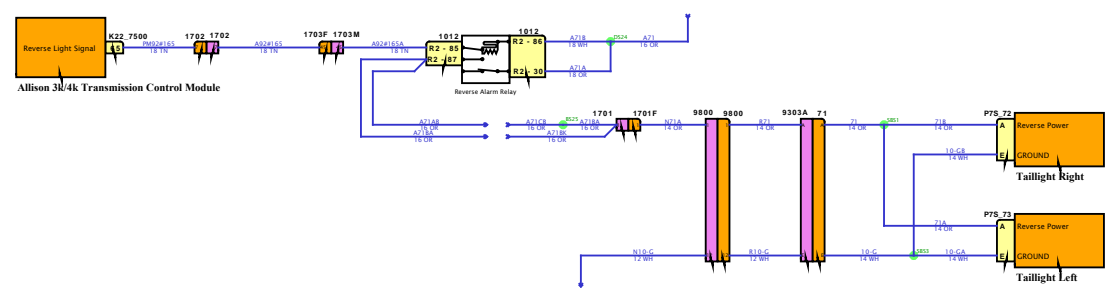
FEATURE CODES



SOFTWARE FEATURE CODES

DESIGN DESCRIPTION

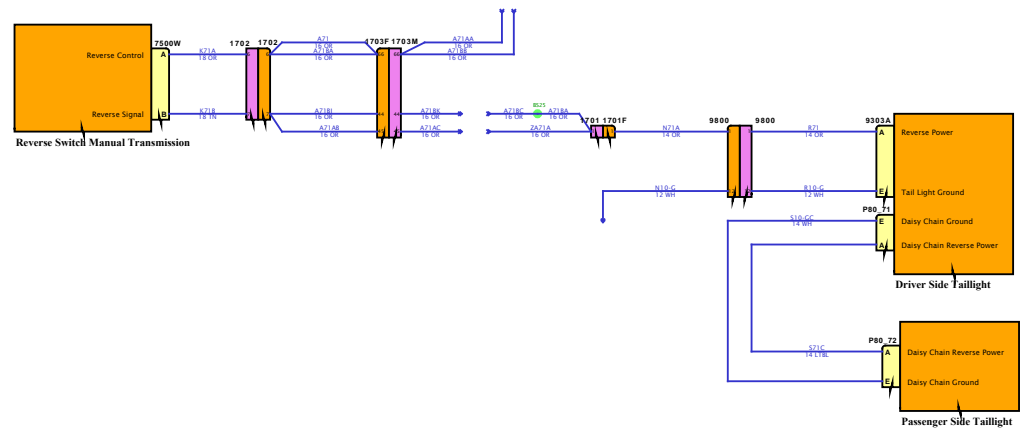
FEATURE CODES



SOFTWARE FEATURE CODES



Diagram1-Combination1



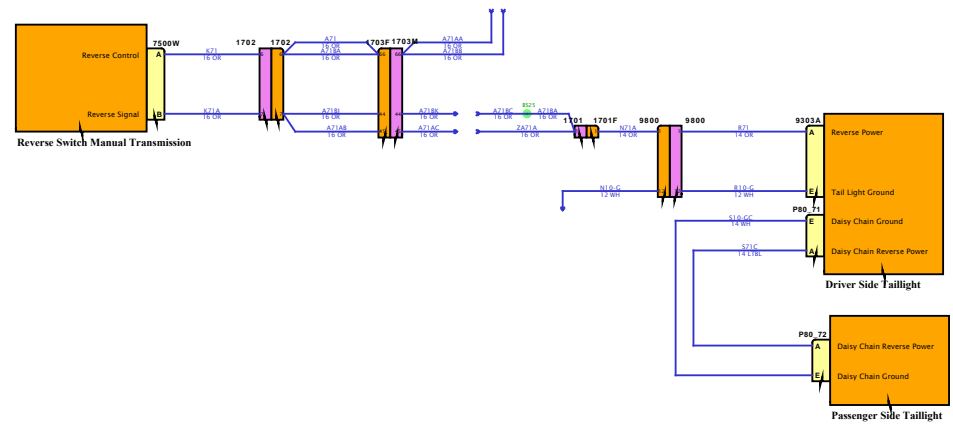
DESIGN DESCRIPTION

FEATURE CODES

SOFTWARE FEATURE CODES



Diagram1-Combination2



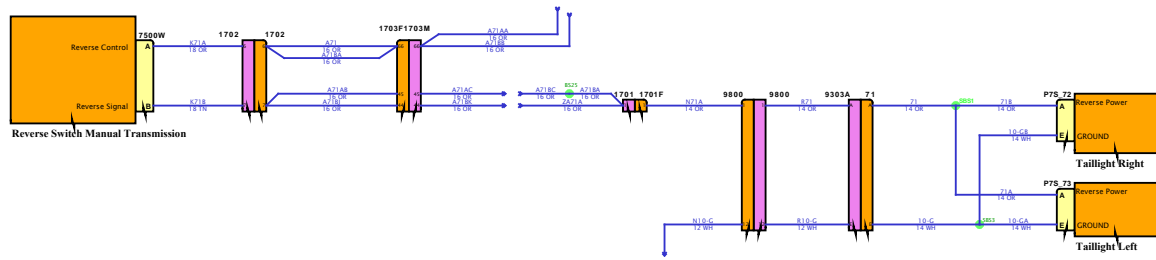
DESIGN DESCRIPTION

FEATURE CODES

SOFTWARE FEATURE CODES



Diagram1-Combination1



DESIGN DESCRIPTION

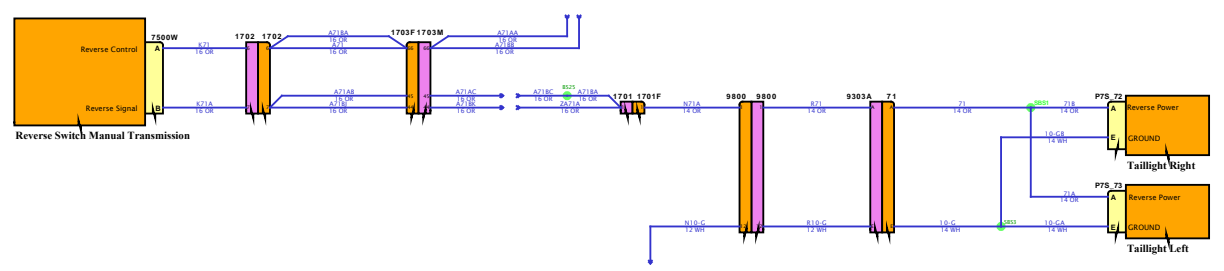
FEATURE CODES

SOFTWARE FEATURE CODES



DESIGN DESCRIPTION

FEATURE CODES

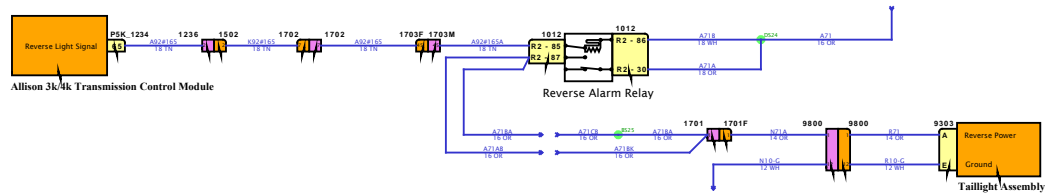


SOFTWARE FEATURE CODES



DESIGN DESCRIPTION

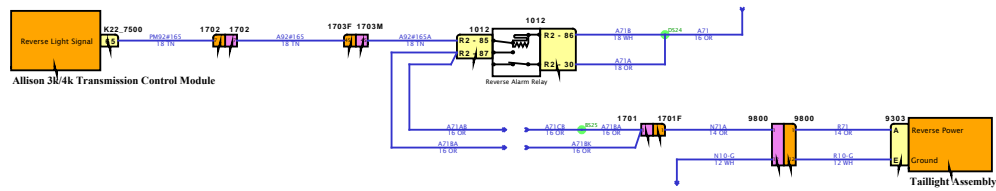
FEATURE CODES



SOFTWARE FEATURE CODES

DESIGN DESCRIPTION

FEATURE CODES



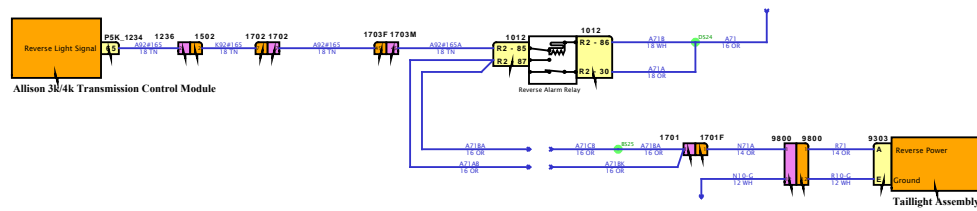
SOFTWARE FEATURE CODES



Diagram1-Combination1

DESIGN DESCRIPTION

FEATURE CODES

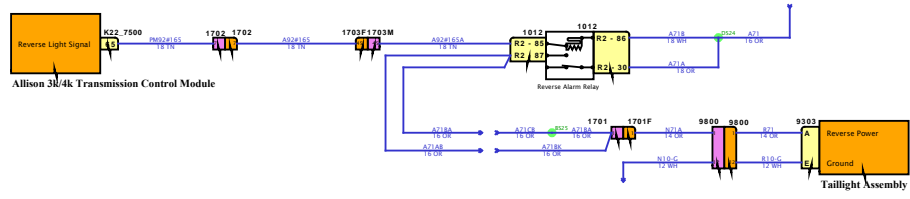


SOFTWARE FEATURE CODES



DESIGN DESCRIPTION

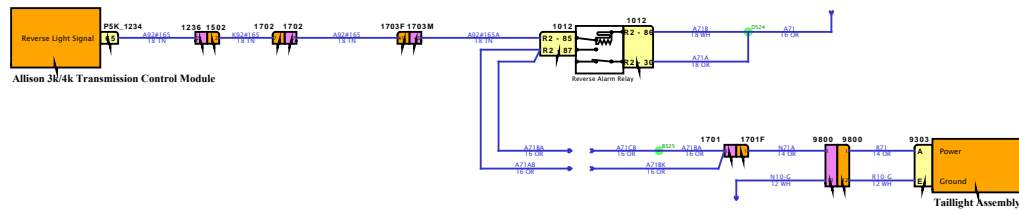
FEATURE CODES



SOFTWARE FEATURE CODES



Diagram1-Combination1



DESIGN DESCRIPTION

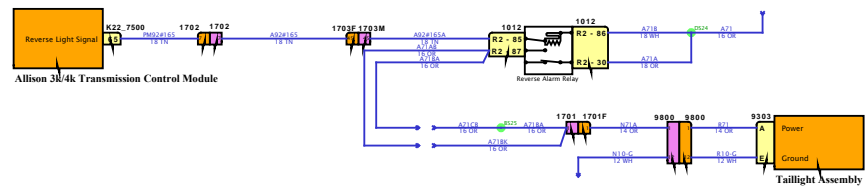
FEATURE CODES

SOFTWARE FEATURE CODES



DESIGN DESCRIPTION

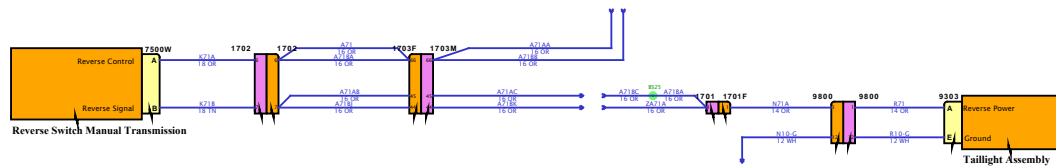
FEATURE CODES



SOFTWARE FEATURE CODES



Diagram1-Combination1



DESIGN DESCRIPTION

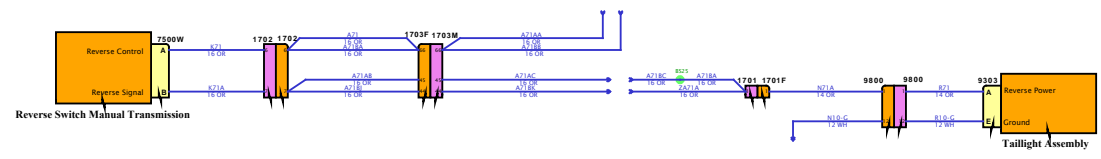
FEATURE CODES

SOFTWARE FEATURE CODES



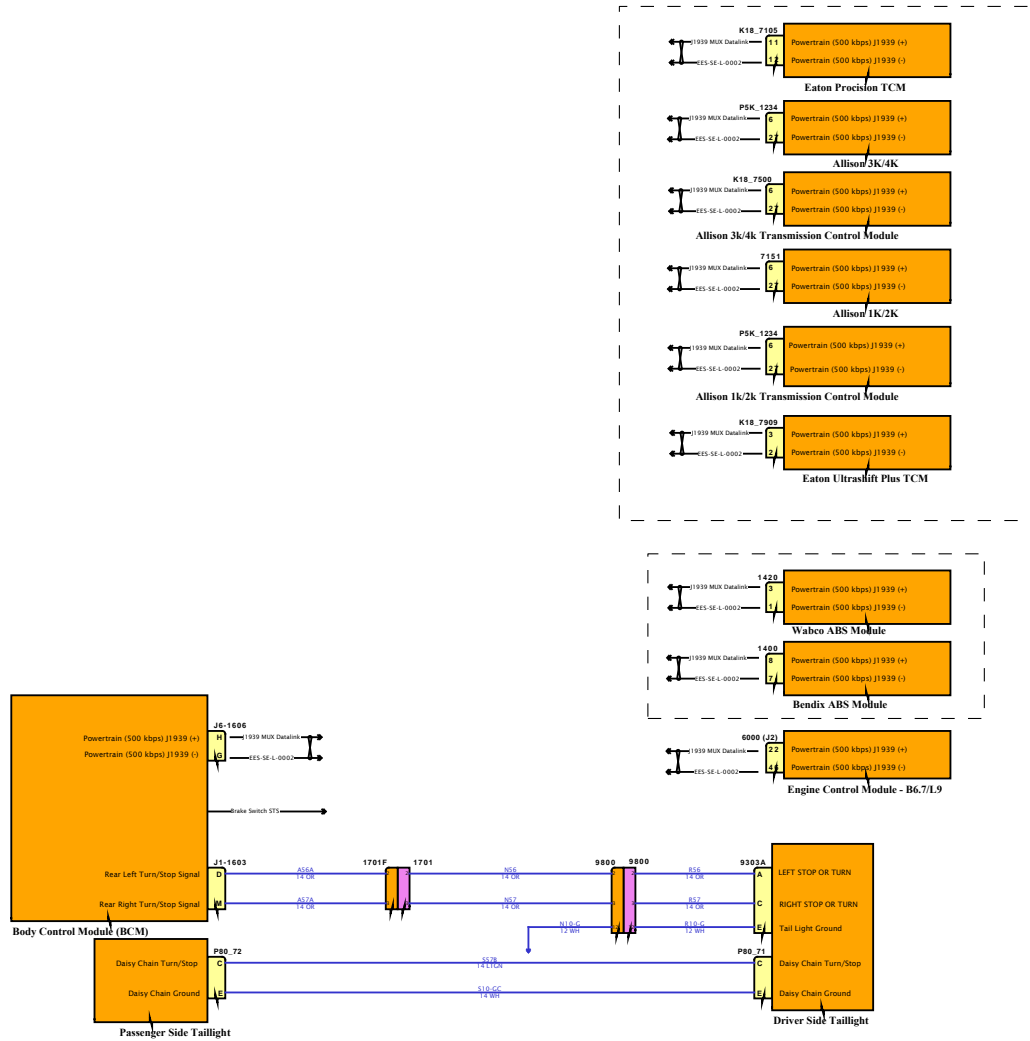
DESIGN DESCRIPTION

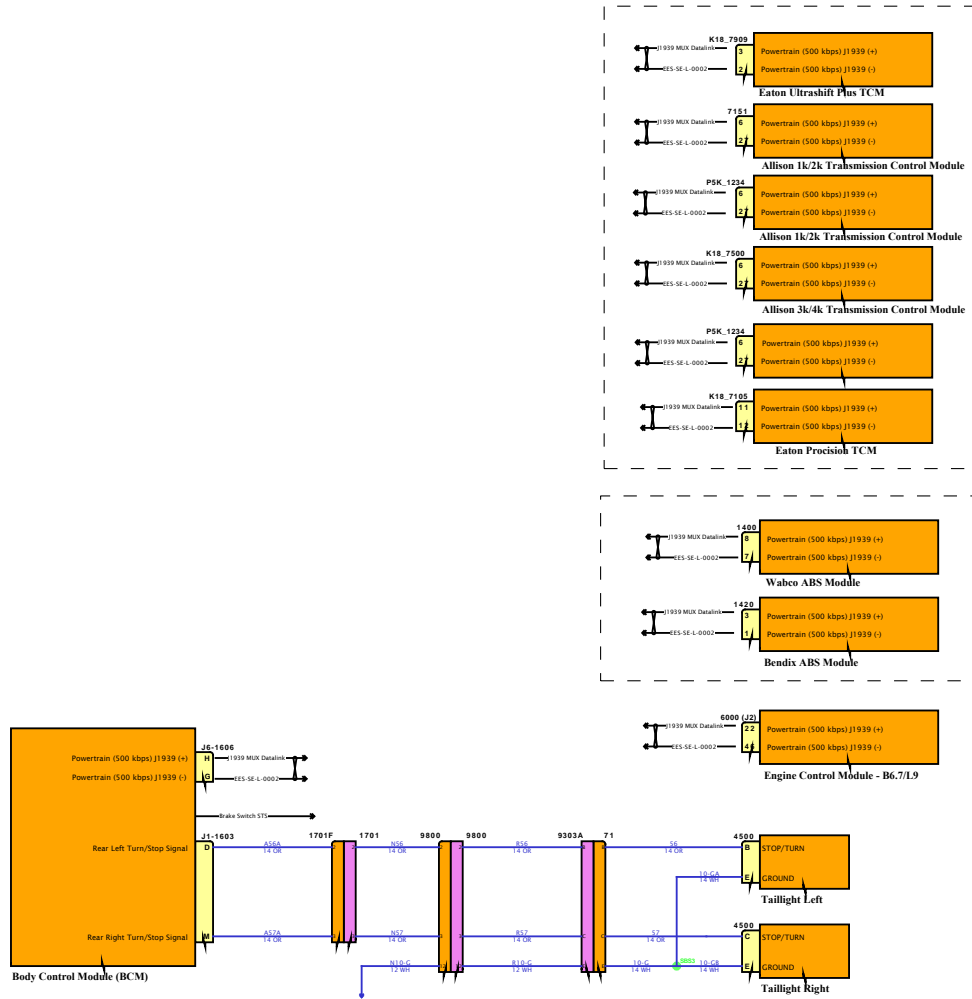
FEATURE CODES



SOFTWARE FEATURE CODES



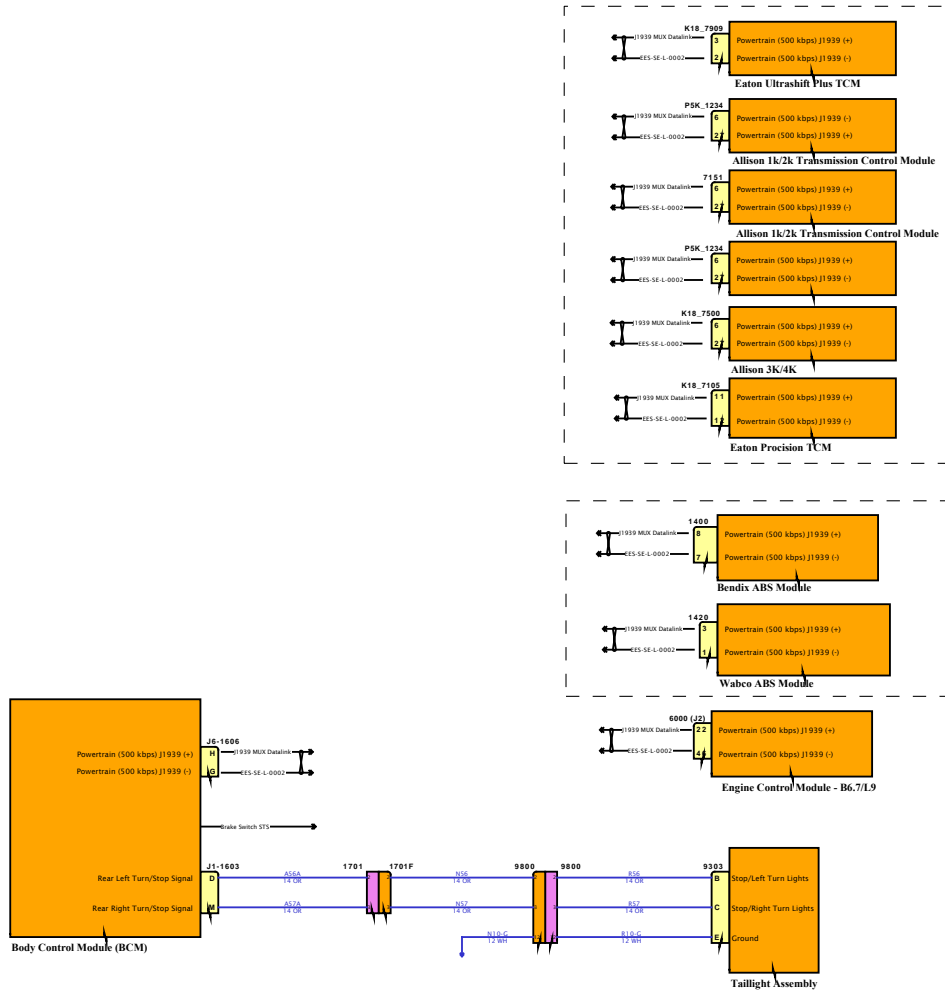




DESIGN DESCRIPTION

FEATURE CODES

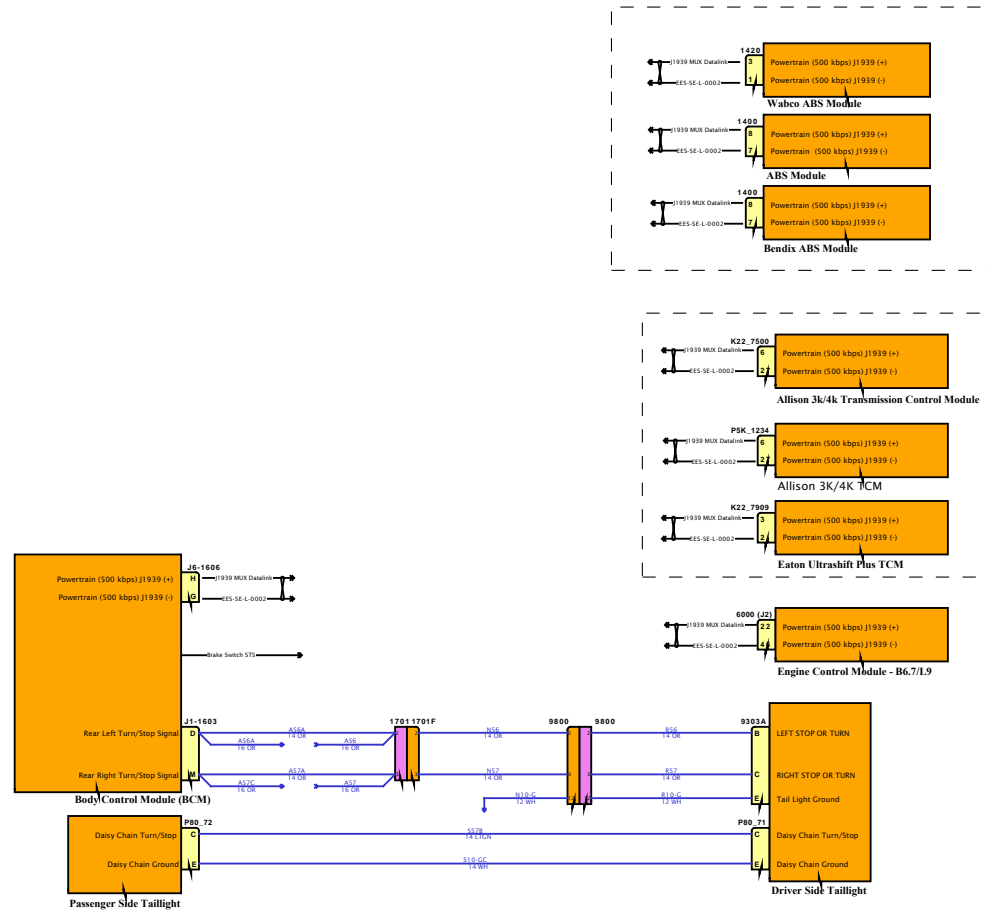
SOFTWARE FEATURE CODES

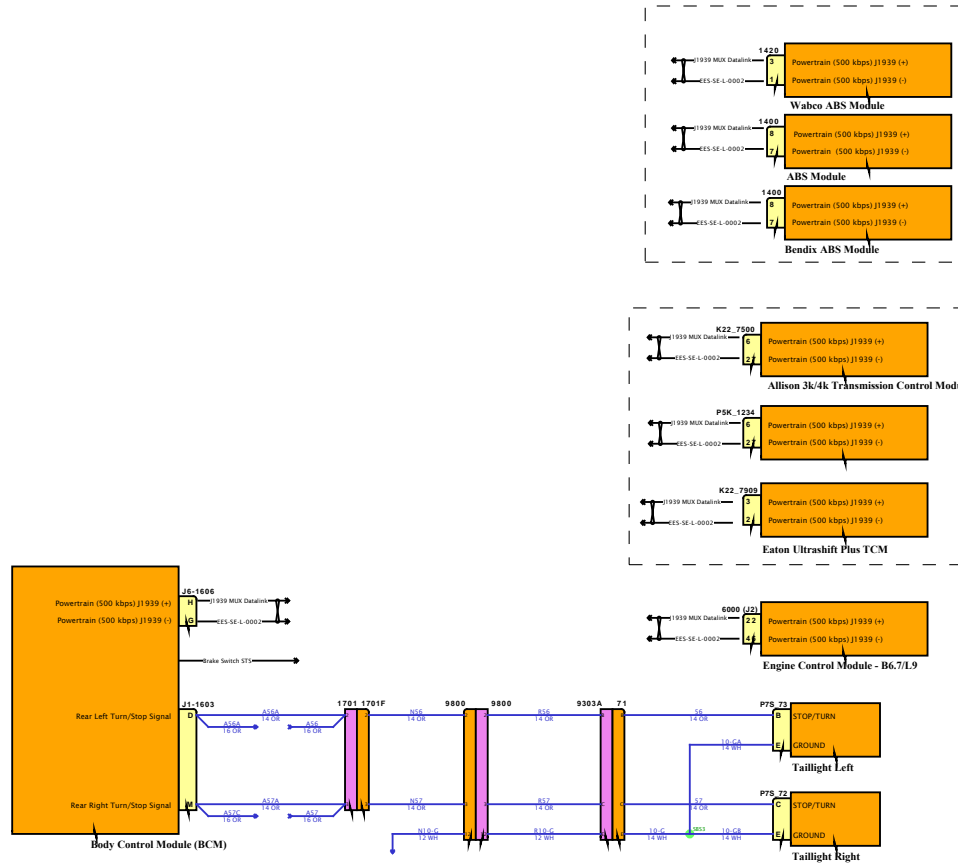


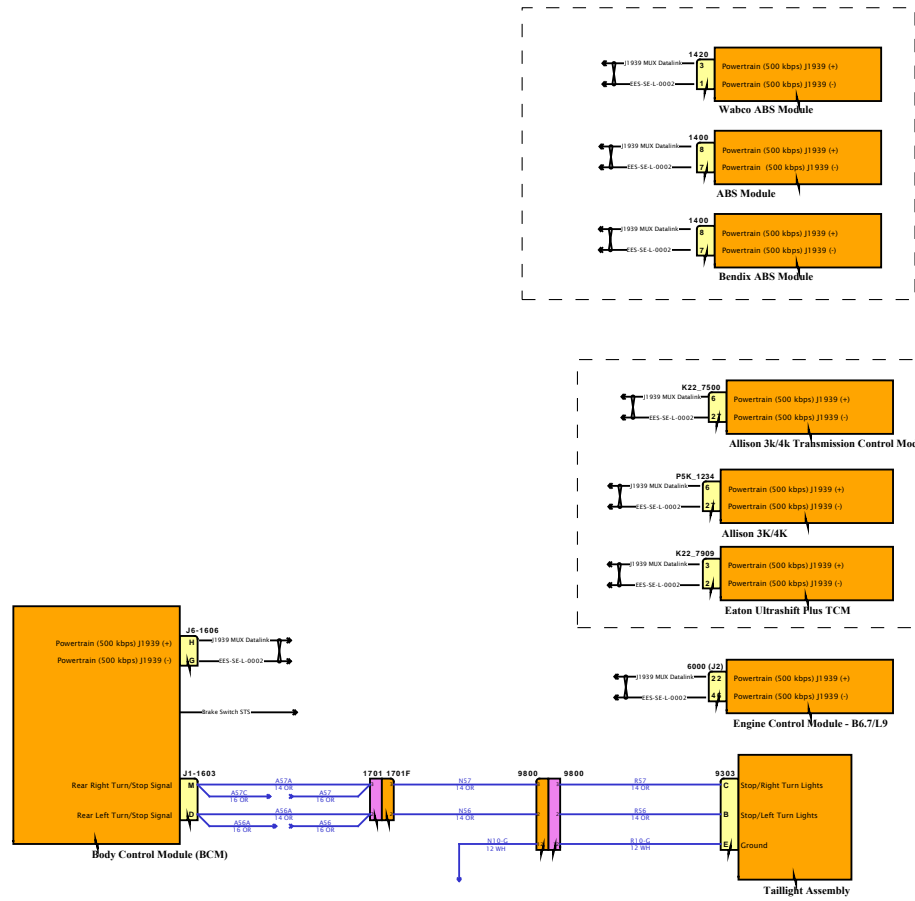
DESIGN DESCRIPTION

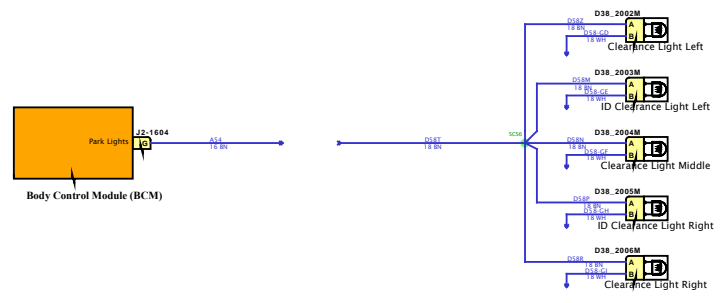
FEATURE CODES

SOFTWARE FEATURE CODES









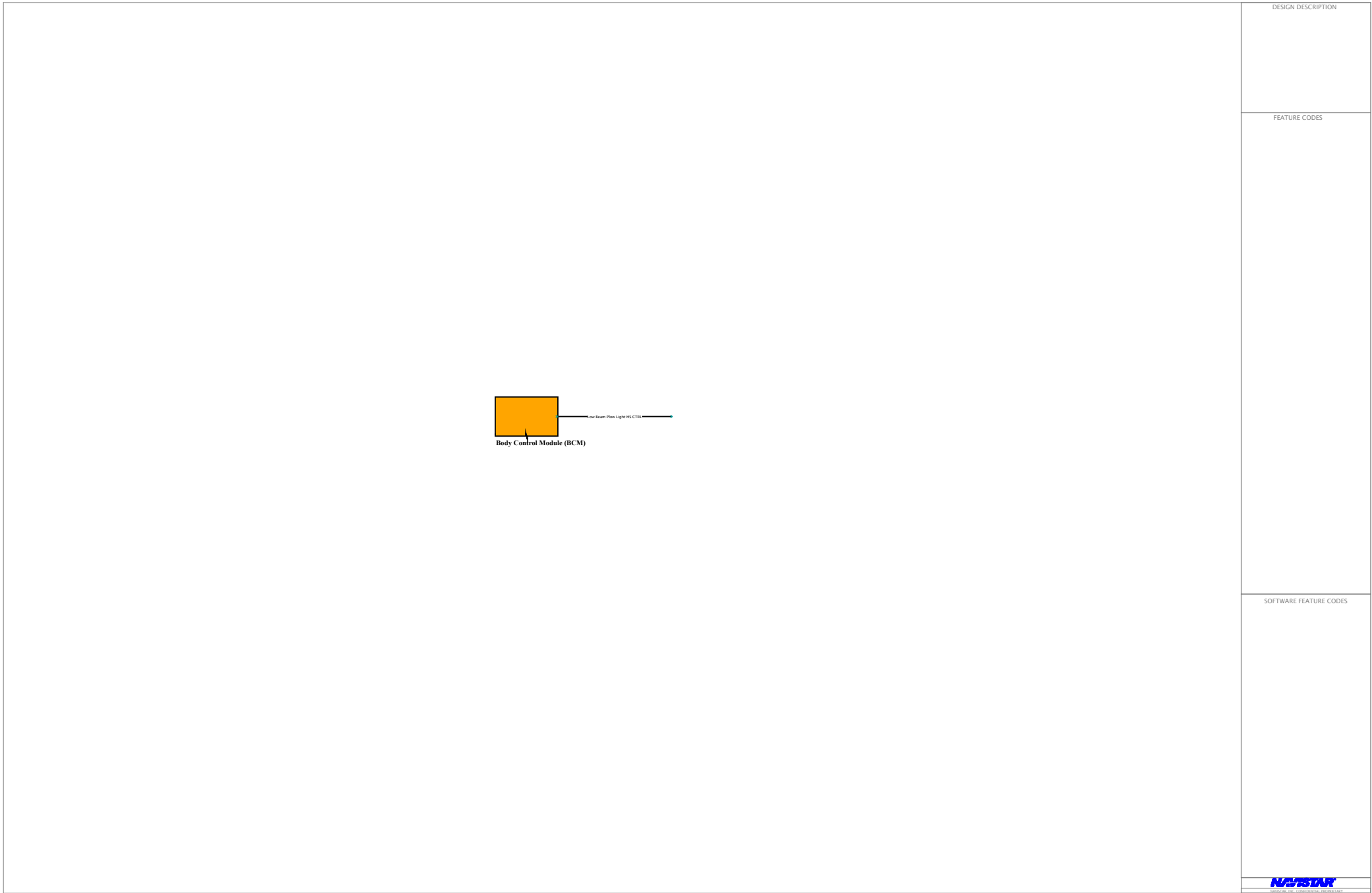
DESIGN DESCRIPTION

FEATURE CODES

SOFTWARE FEATURE CODES



Diagram1



DESIGN DESCRIPTION

FEATURE CODES

SOFTWARE FEATURE CODES

NASCAR
NATIONAL ASSOCIATION OF STATE POLICE

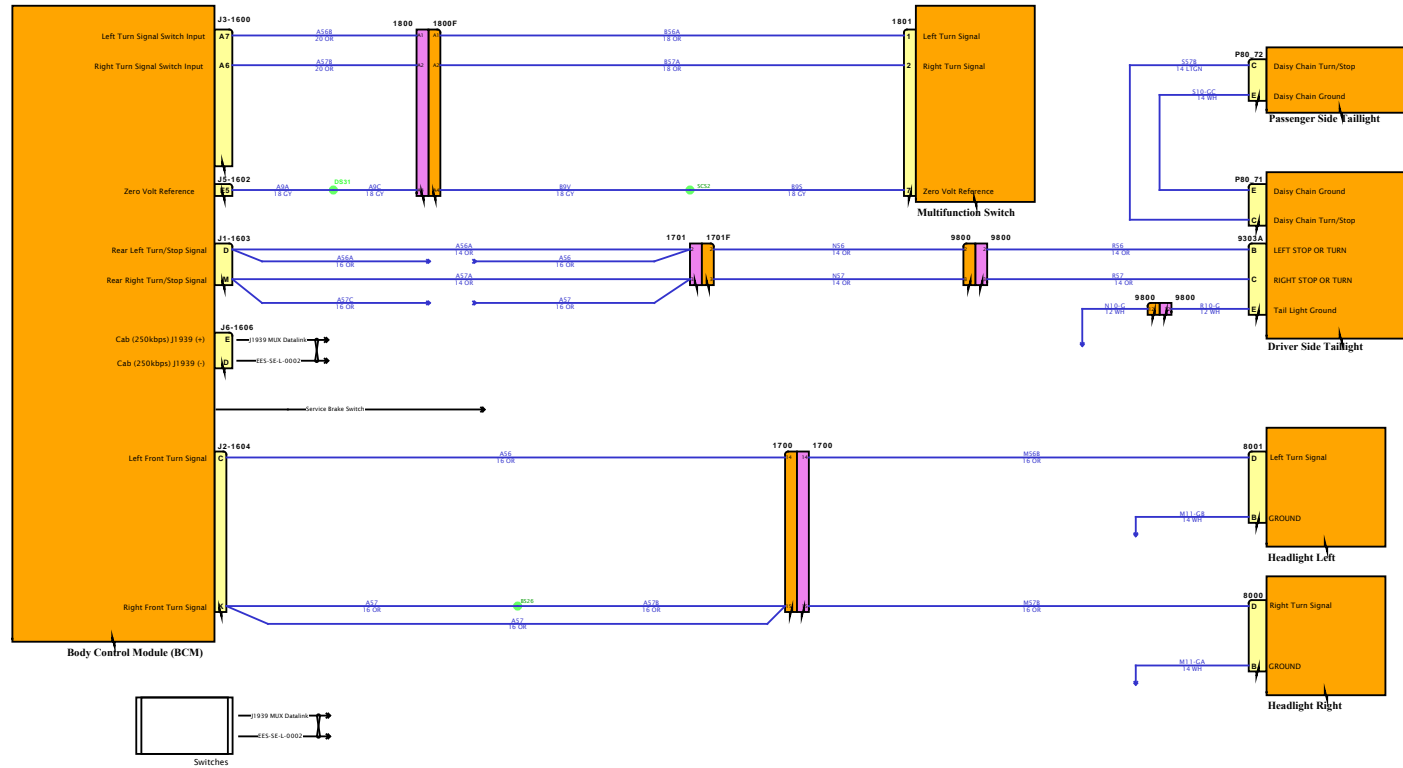
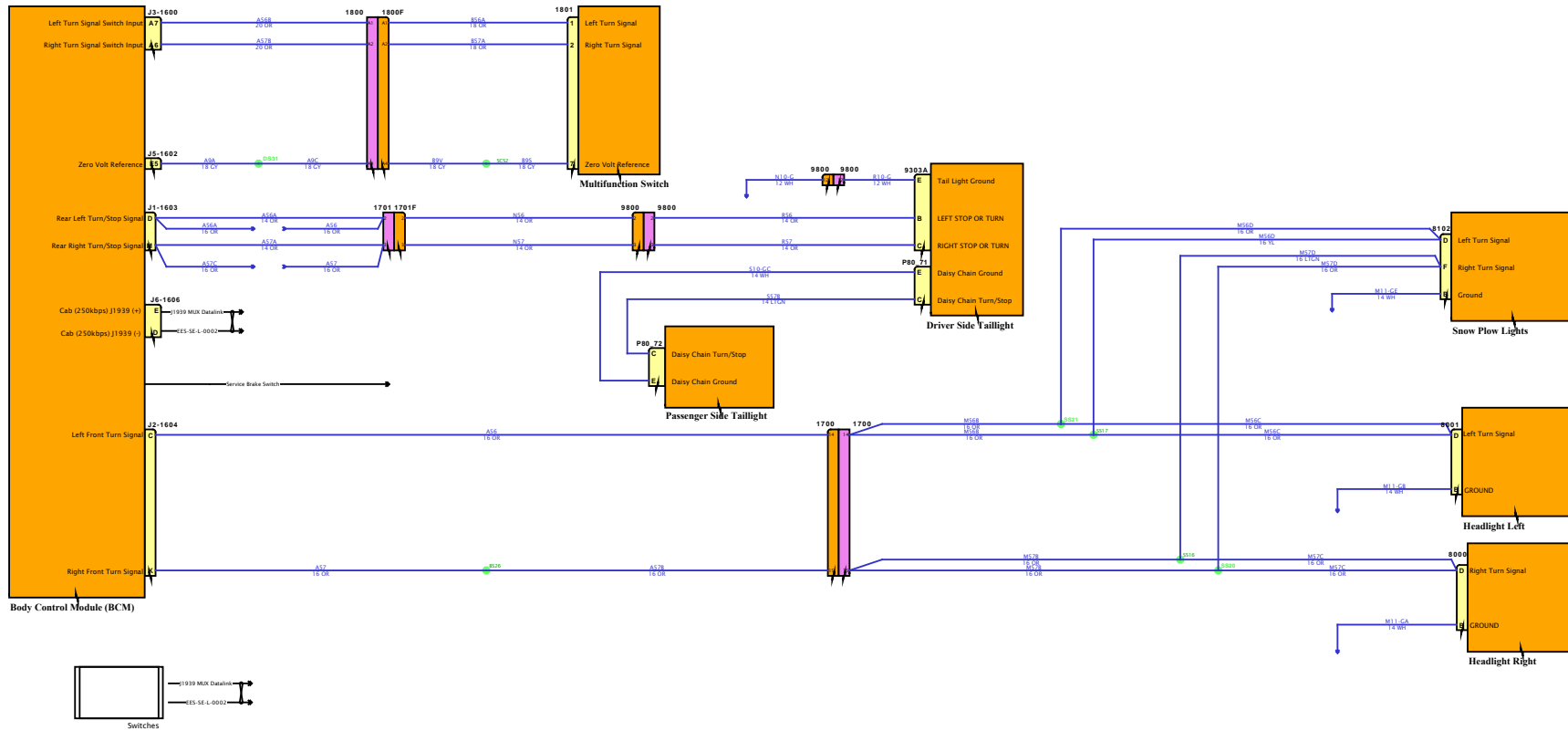


Diagram1

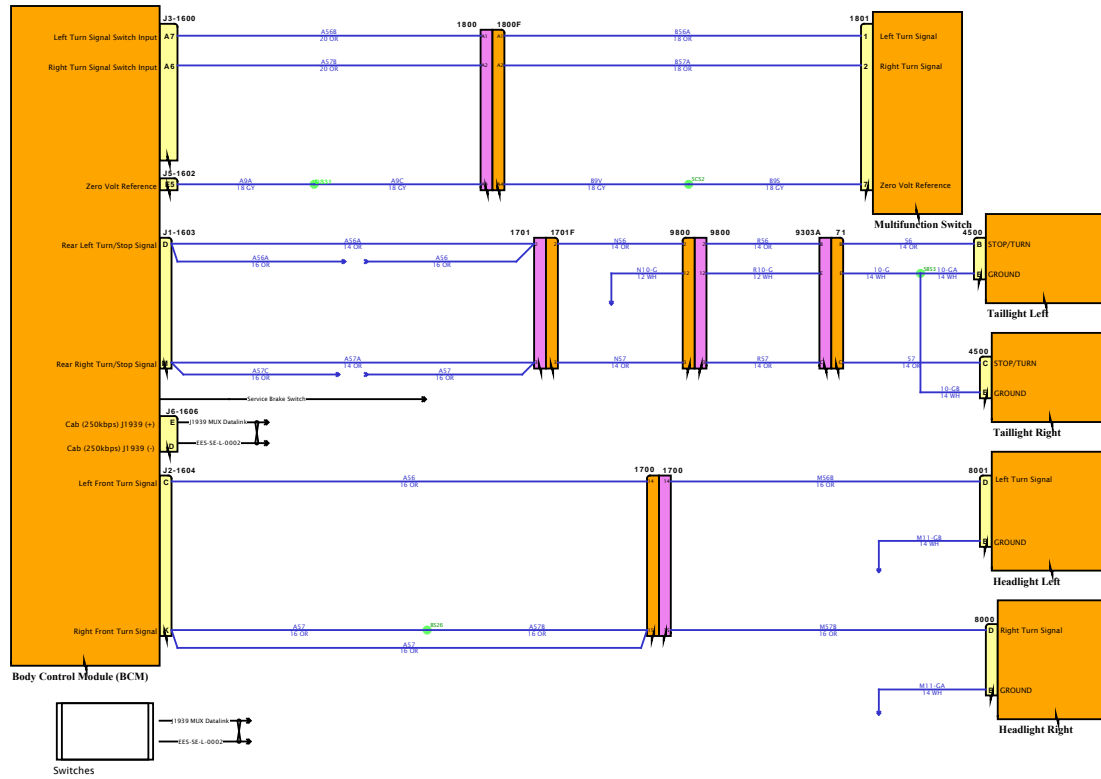
DESIGN DESCRIPTION

FEATURE CODES



SOFTWARE FEATURE CODES





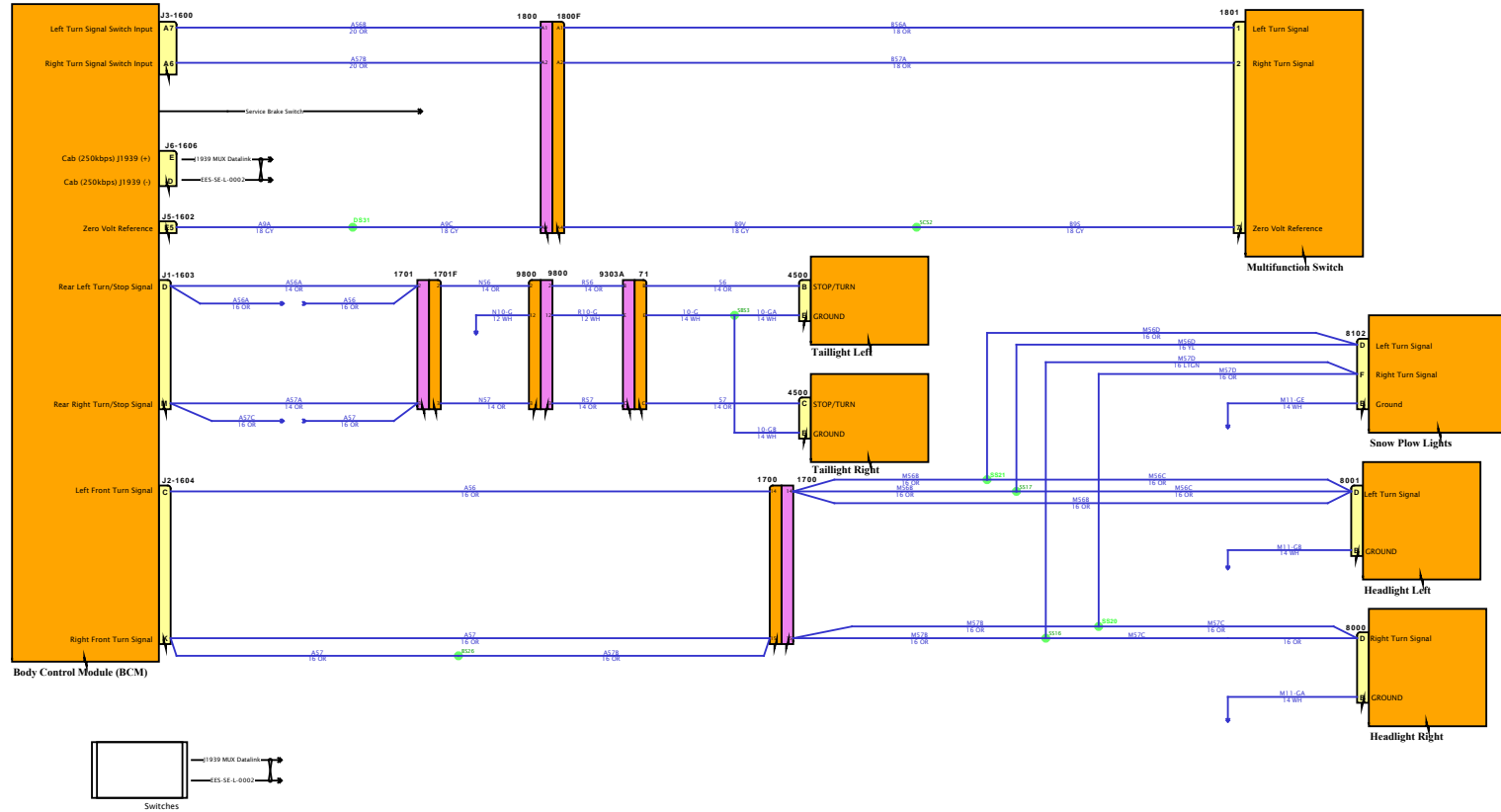
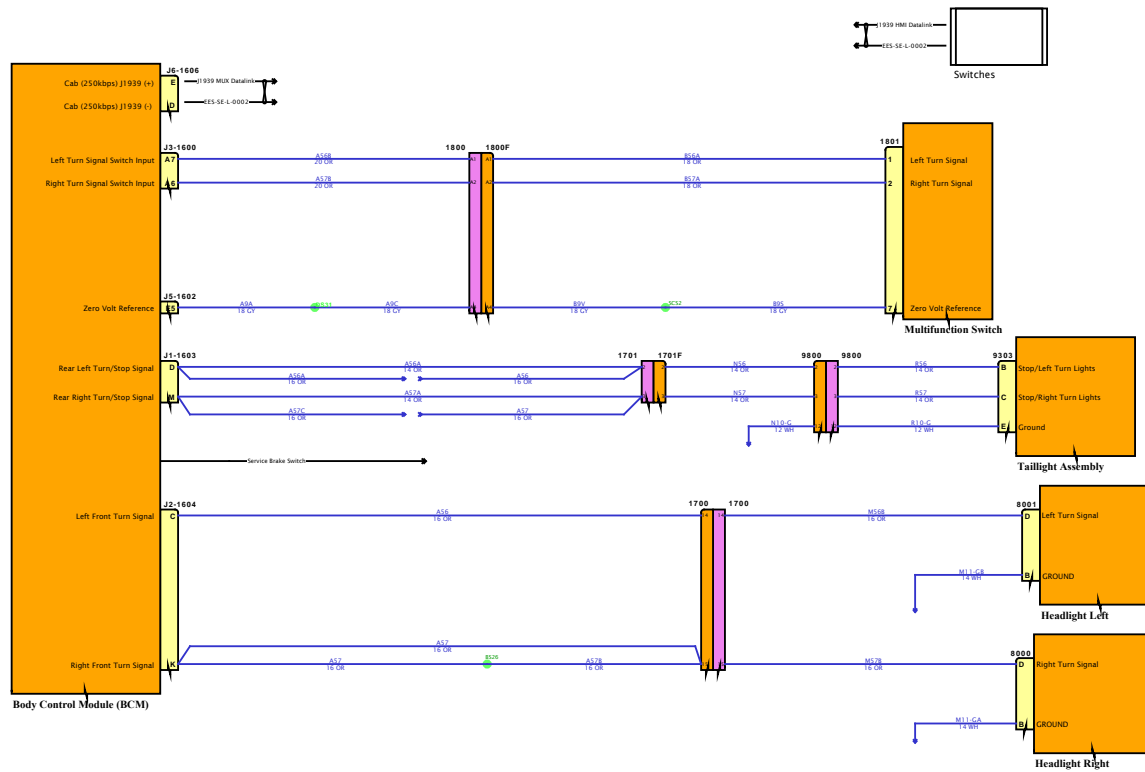


Diagram1

DESIGN DESCRIPTION

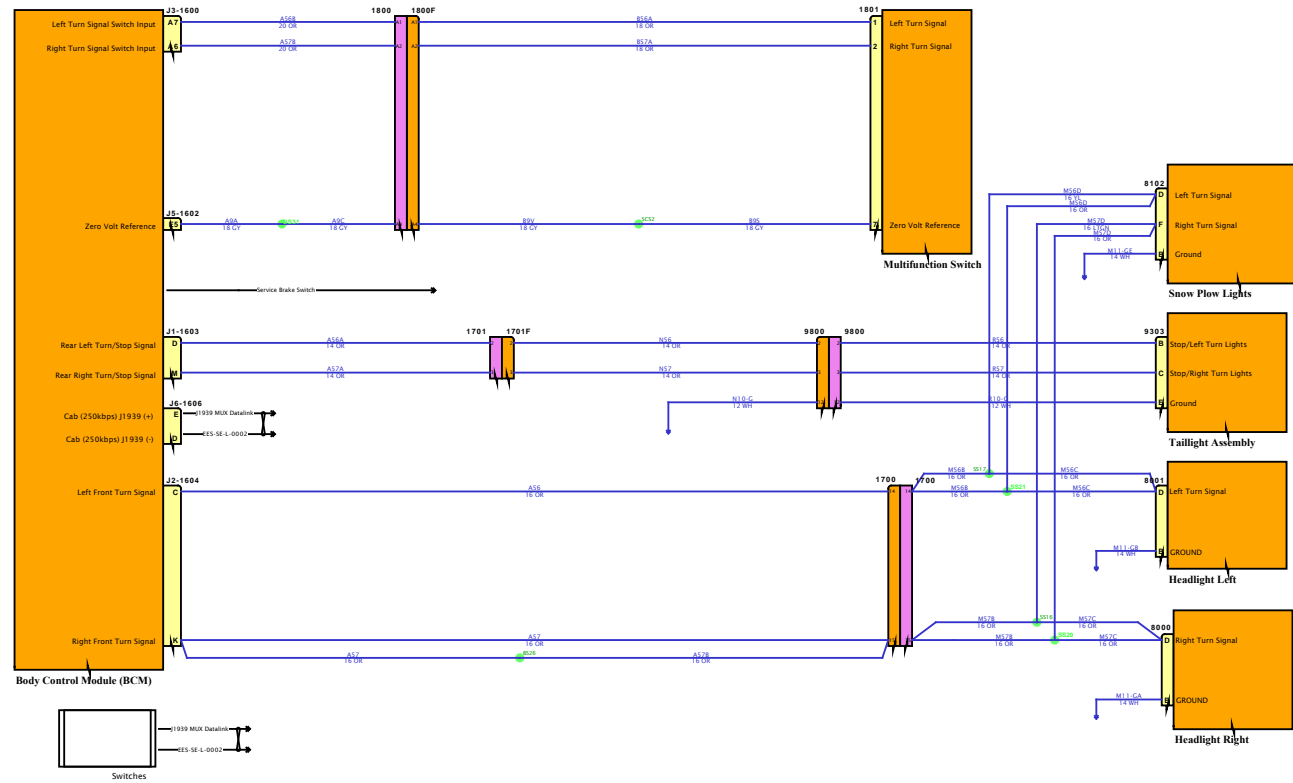
FEATURE CODES



SOFTWARE FEATURE CODES



Diagram1

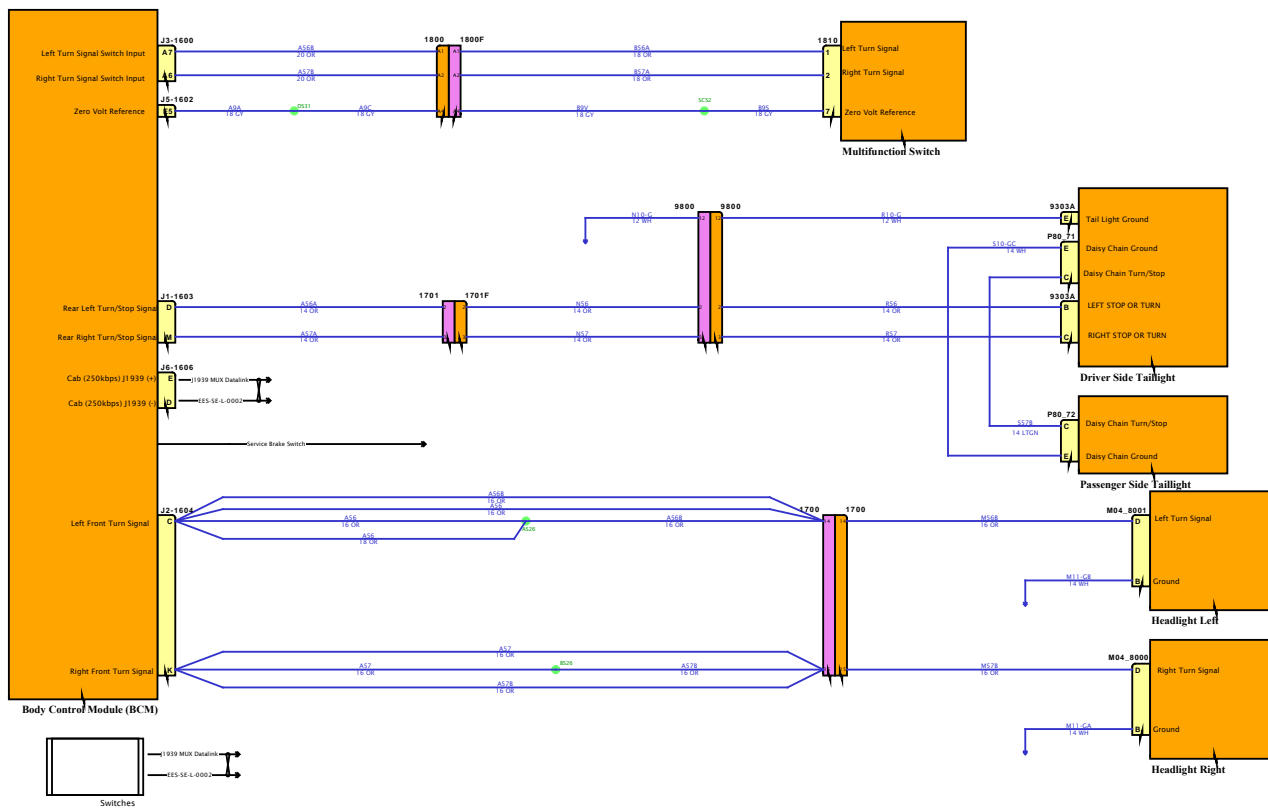


DESIGN DESCRIPTION

FEATURE CODES

SOFTWARE FEATURE CODES

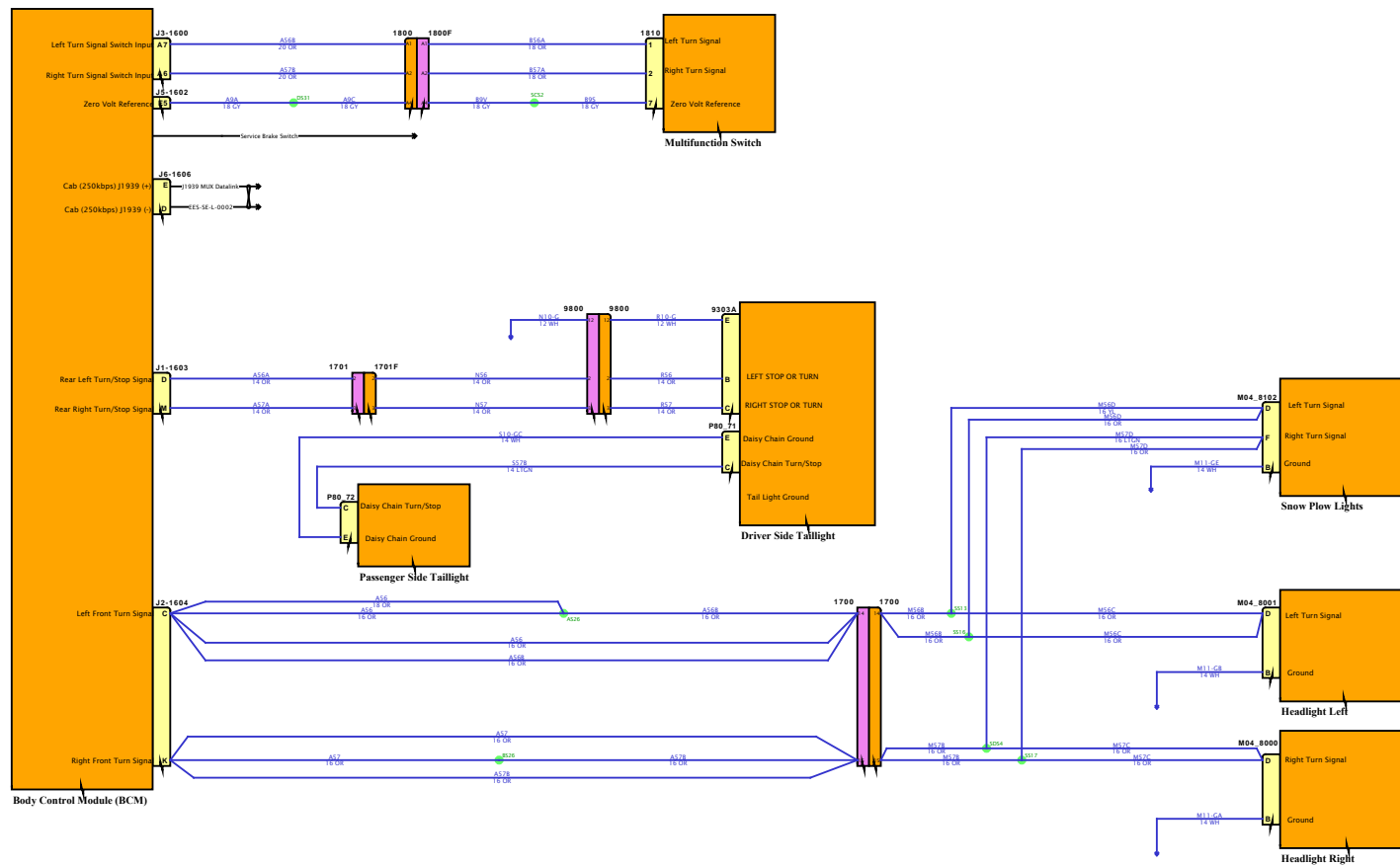




DESIGN DESCRIPTION

FEATURE CODES

SOFTWARE FEATURE CODES



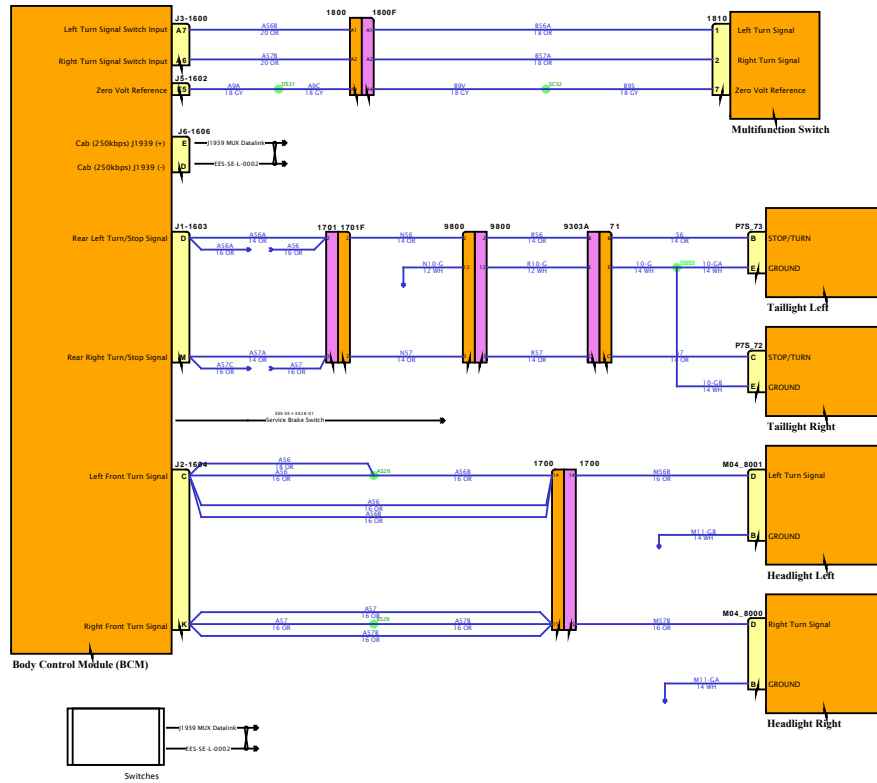
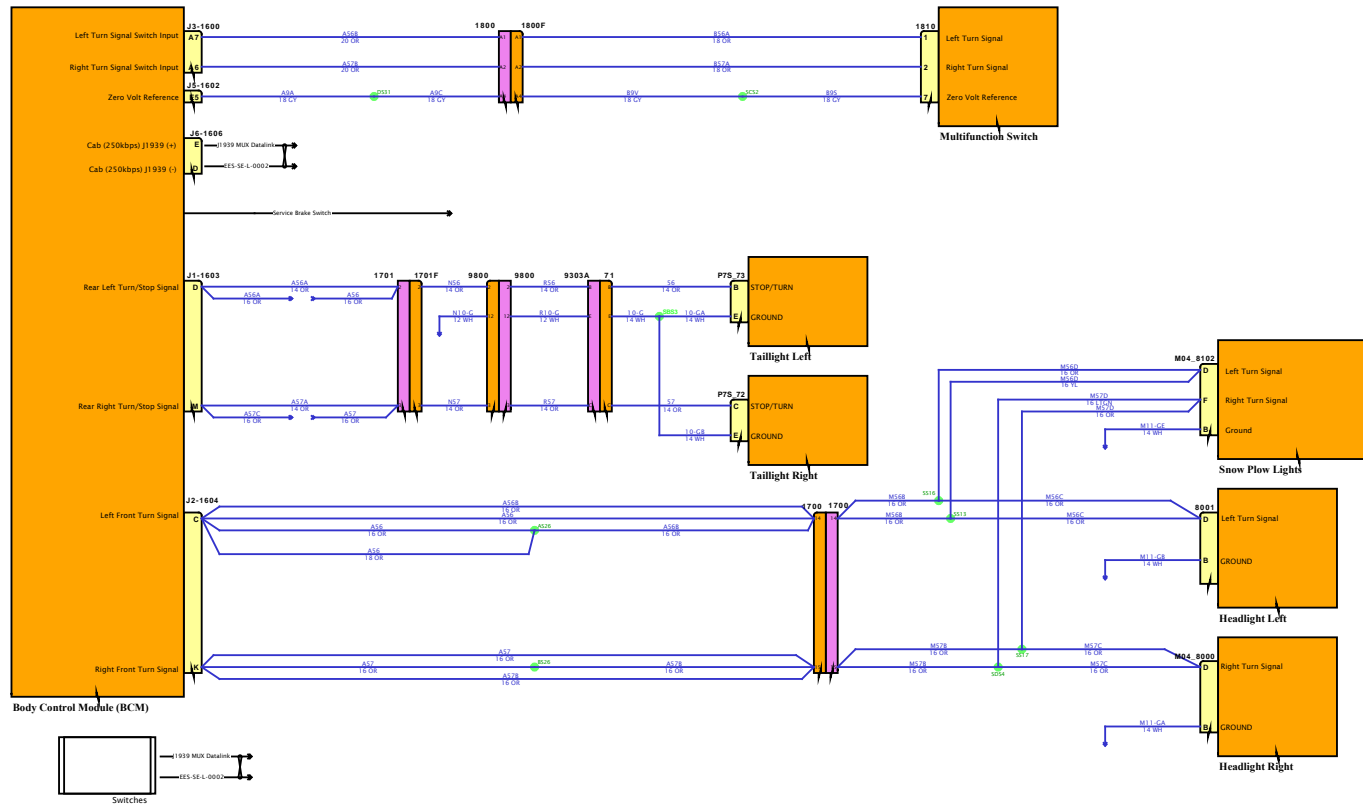


Diagram 1



DESIGN DESCRIPTION

FEATURE CODES

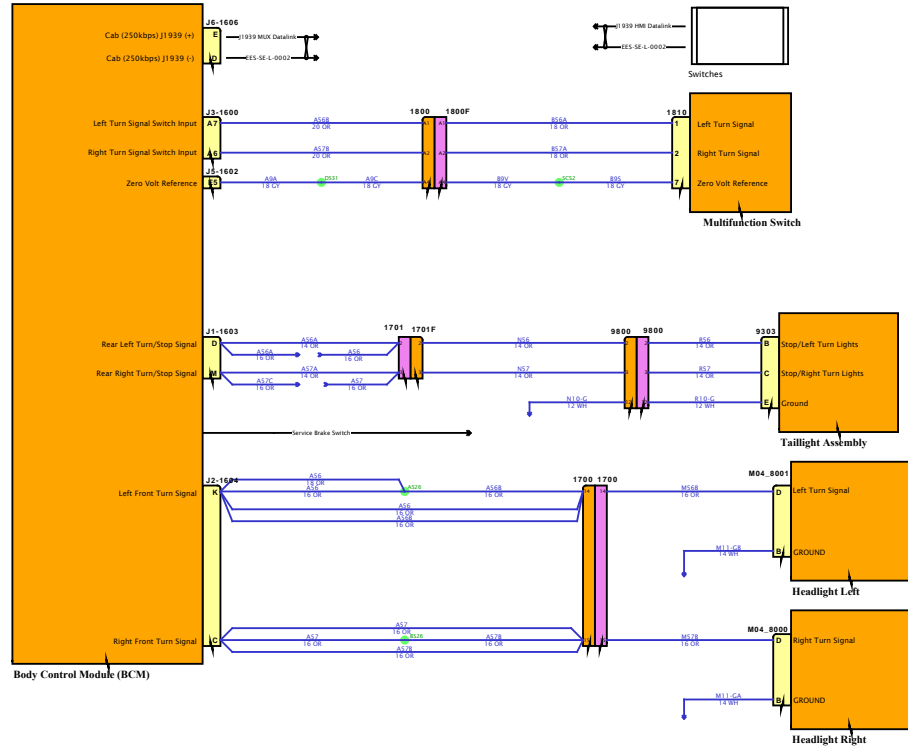
SOFTWARE FEATURE CODES



Diagram1

DESIGN DESCRIPTION

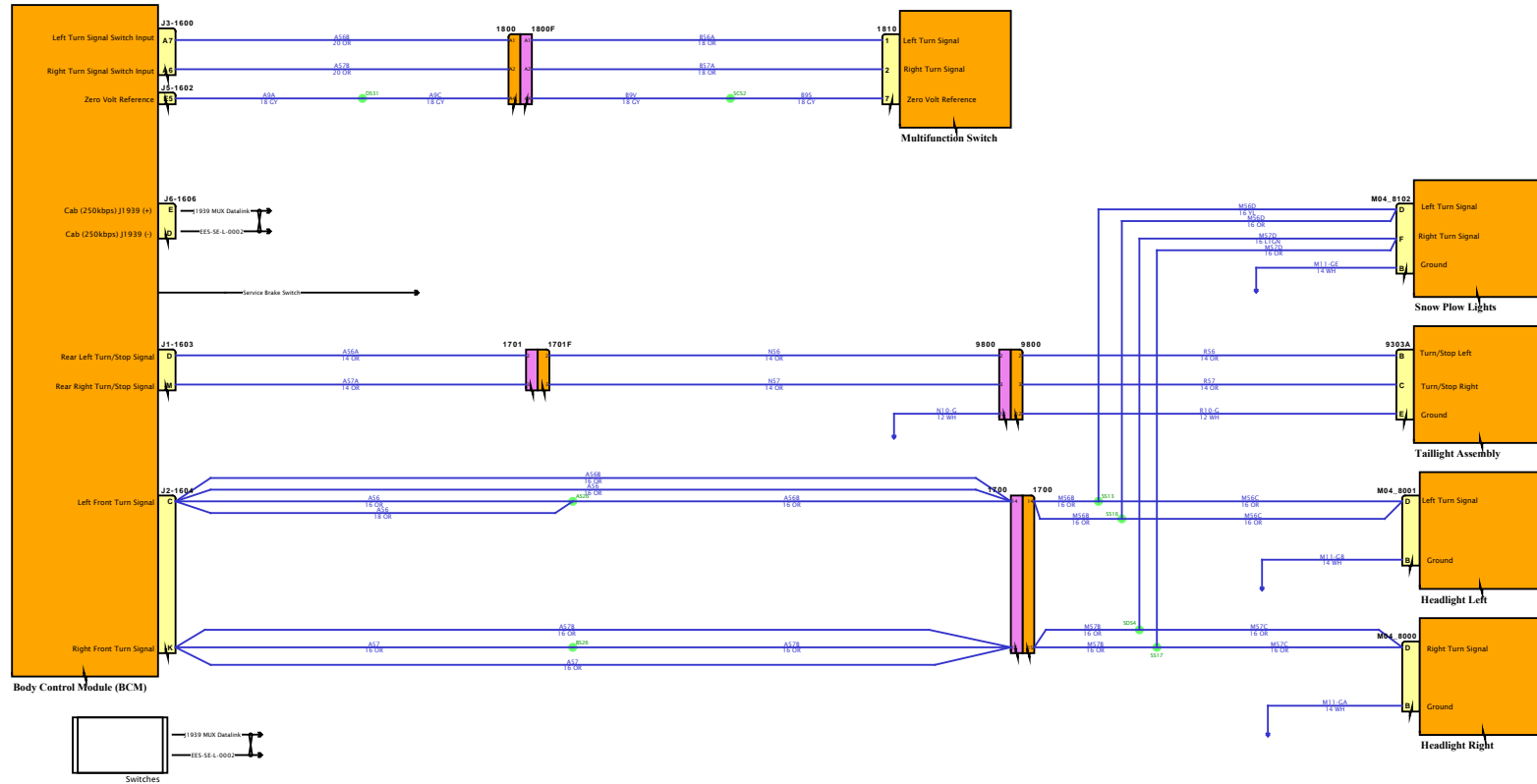
FEATURE CODES



SOFTWARE FEATURE CODES



Diagram1

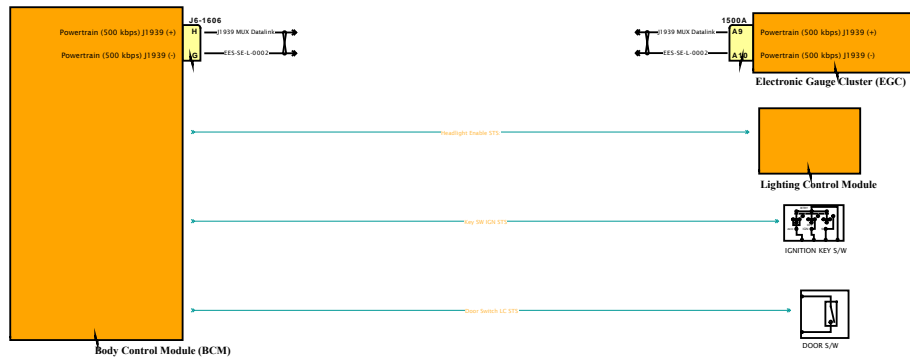


DESIGN DESCRIPTION

FEATURE CODES

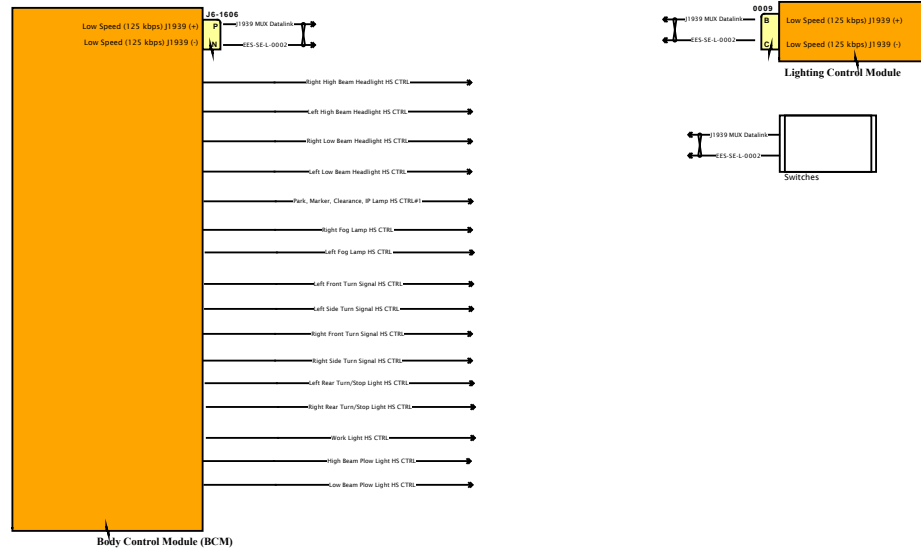
SOFTWARE FEATURE CODES





DESIGN DESCRIPTION

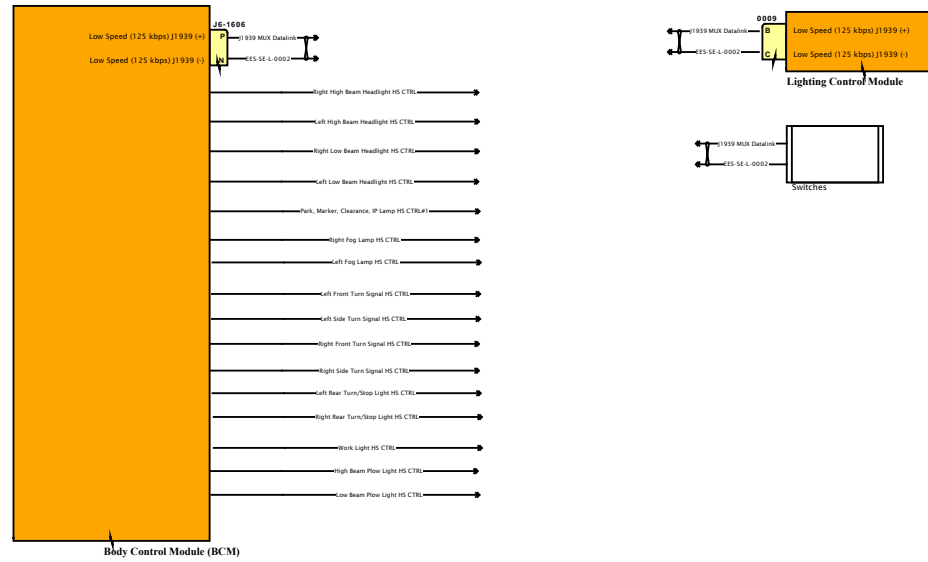
FEATURE CODES



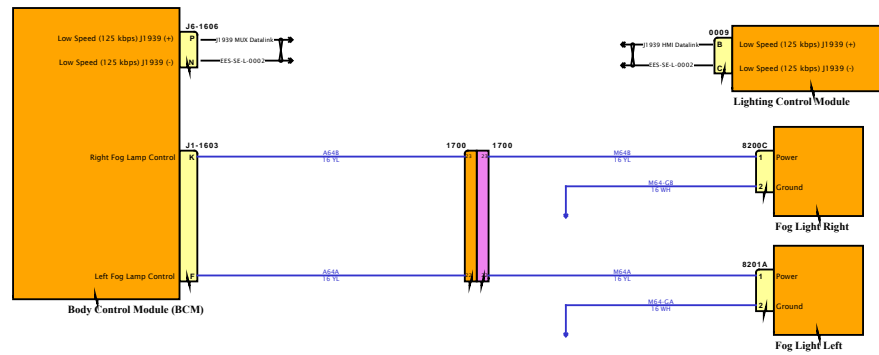
SOFTWARE FEATURE CODES

DESIGN DESCRIPTION

FEATURE CODES



SOFTWARE FEATURE CODES



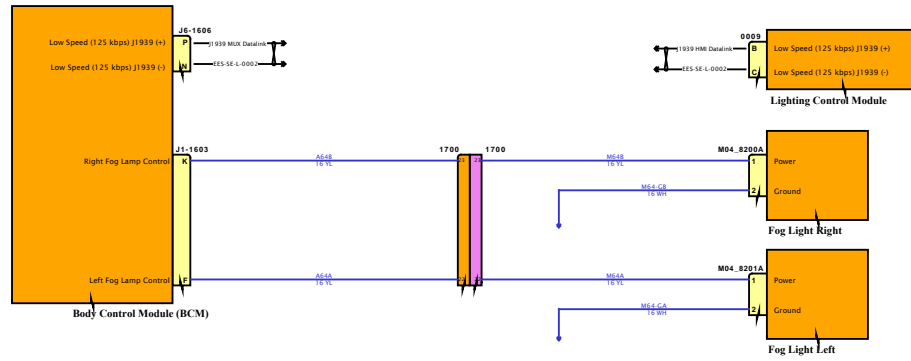
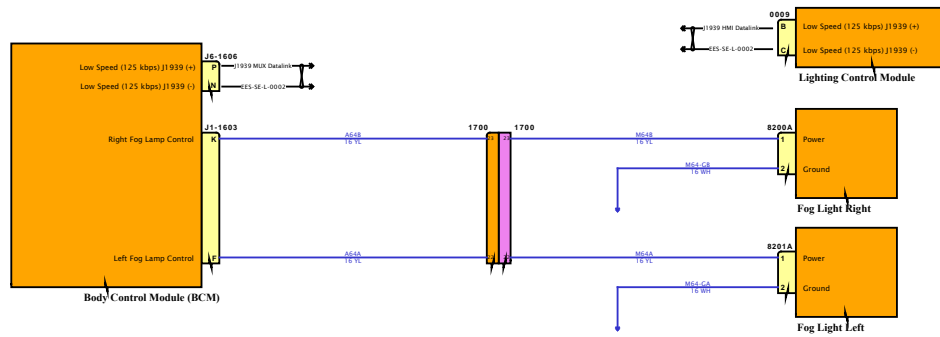


Diagram1



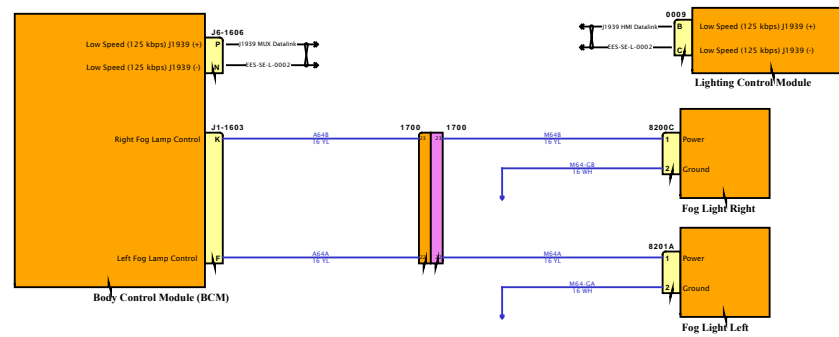
DESIGN DESCRIPTION

FEATURE CODES

SOFTWARE FEATURE CODES



Diagram1



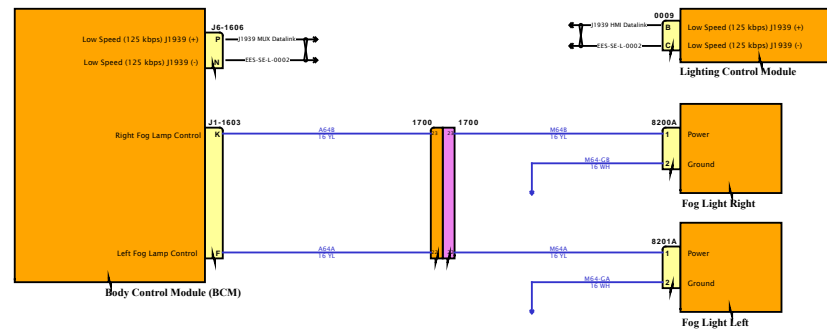
DESIGN DESCRIPTION

FEATURE CODES

SOFTWARE FEATURE CODES



Diagram1



DESIGN DESCRIPTION

FEATURE CODES

SOFTWARE FEATURE CODES



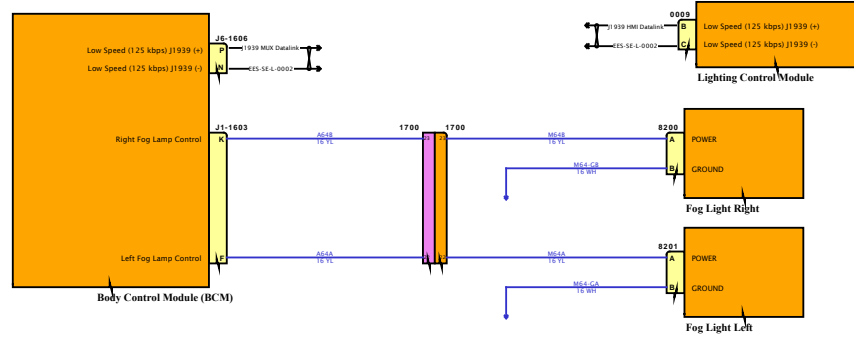
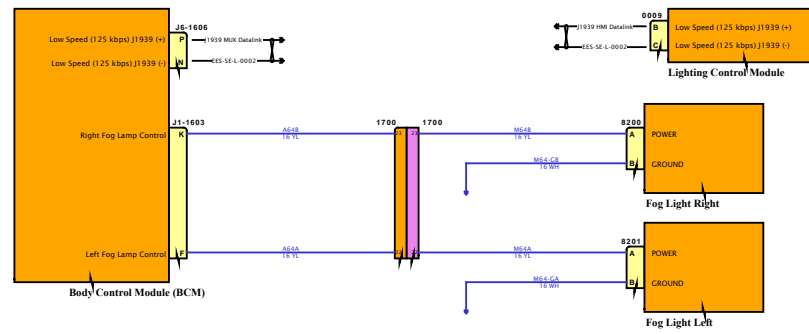


Diagram1



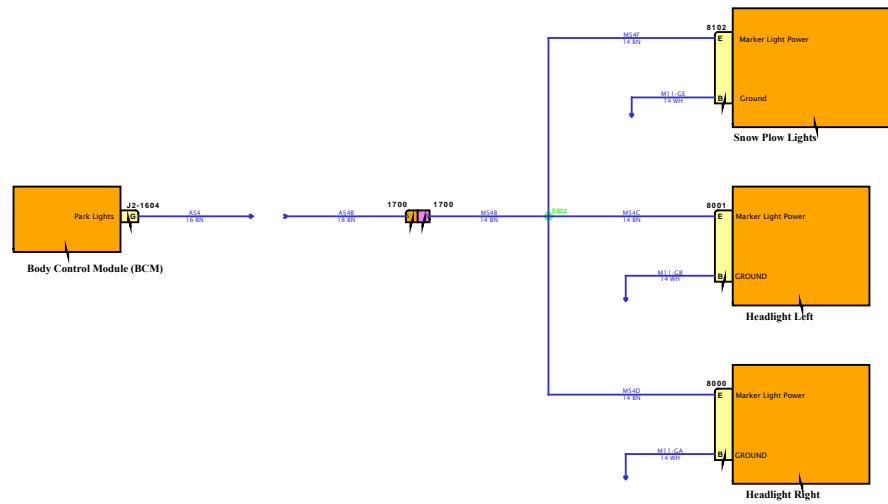
DESIGN DESCRIPTION

FEATURE CODES

SOFTWARE FEATURE CODES



Diagram1



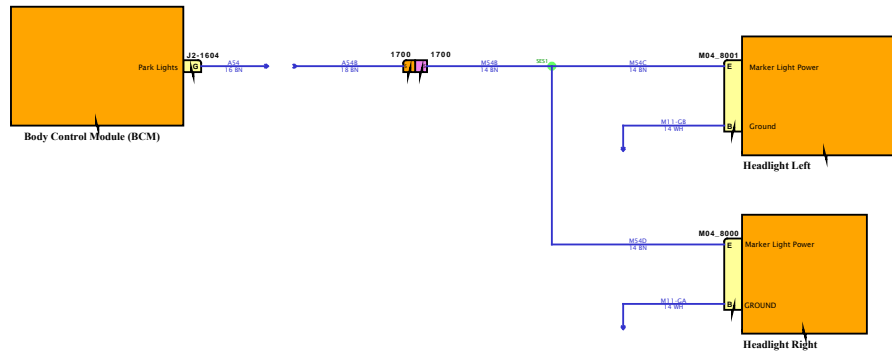
DESIGN DESCRIPTION

FEATURE CODES

SOFTWARE FEATURE CODES



Diagram1



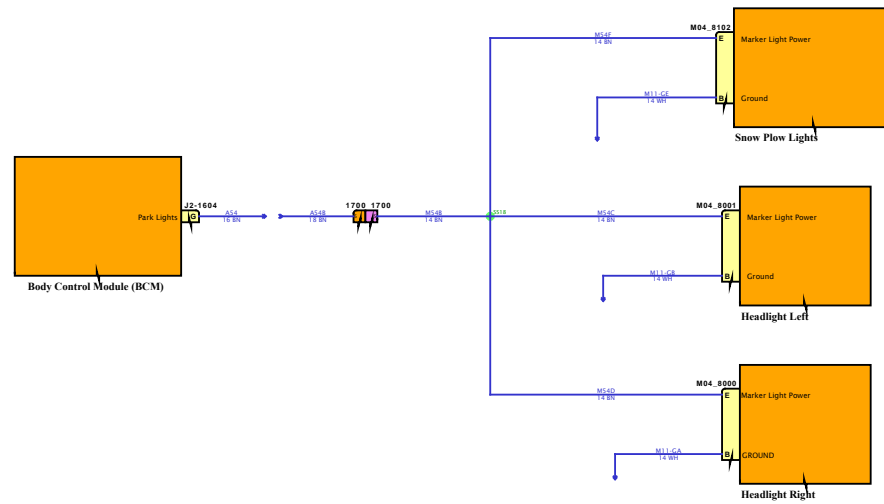
DESIGN DESCRIPTION

FEATURE CODES

SOFTWARE FEATURE CODES



Diagram1



DESIGN DESCRIPTION

FEATURE CODES

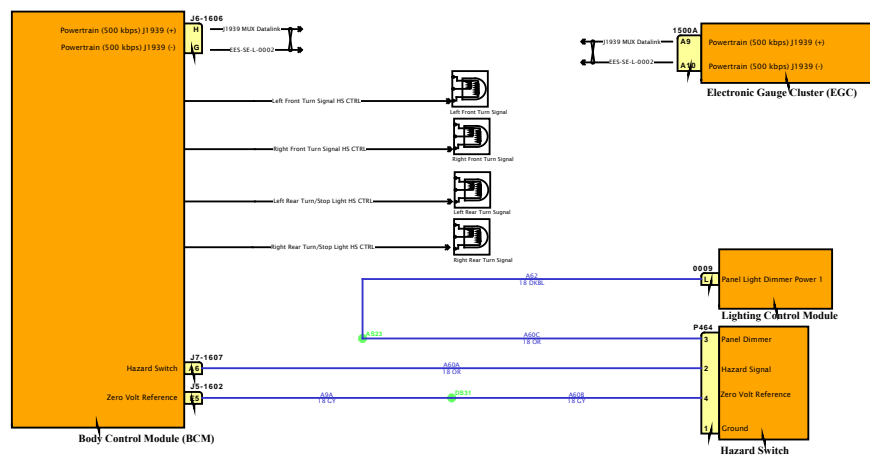
SOFTWARE FEATURE CODES



Diagram1-Combination1

DESIGN DESCRIPTION

FEATURE CODES

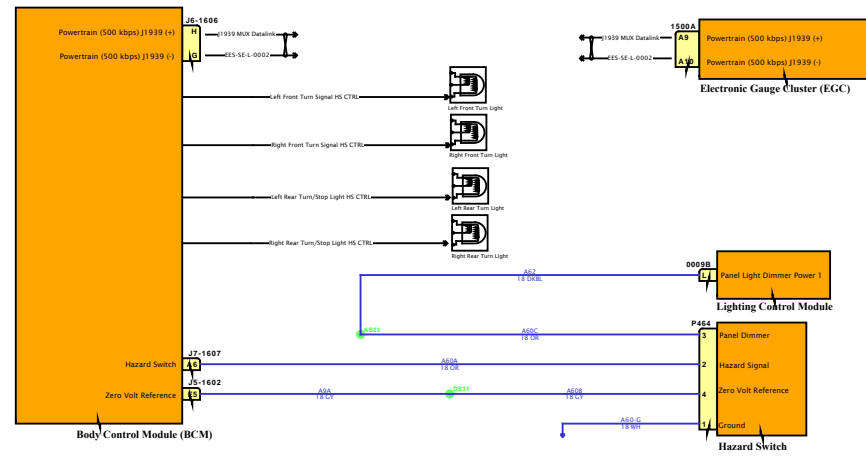


SOFTWARE FEATURE CODES



DESIGN DESCRIPTION

FEATURE CODES



SOFTWARE FEATURE CODES

Diagram1-Combination1

DESIGN DESCRIPTION

FEATURE CODES

SOFTWARE FEATURE CODES

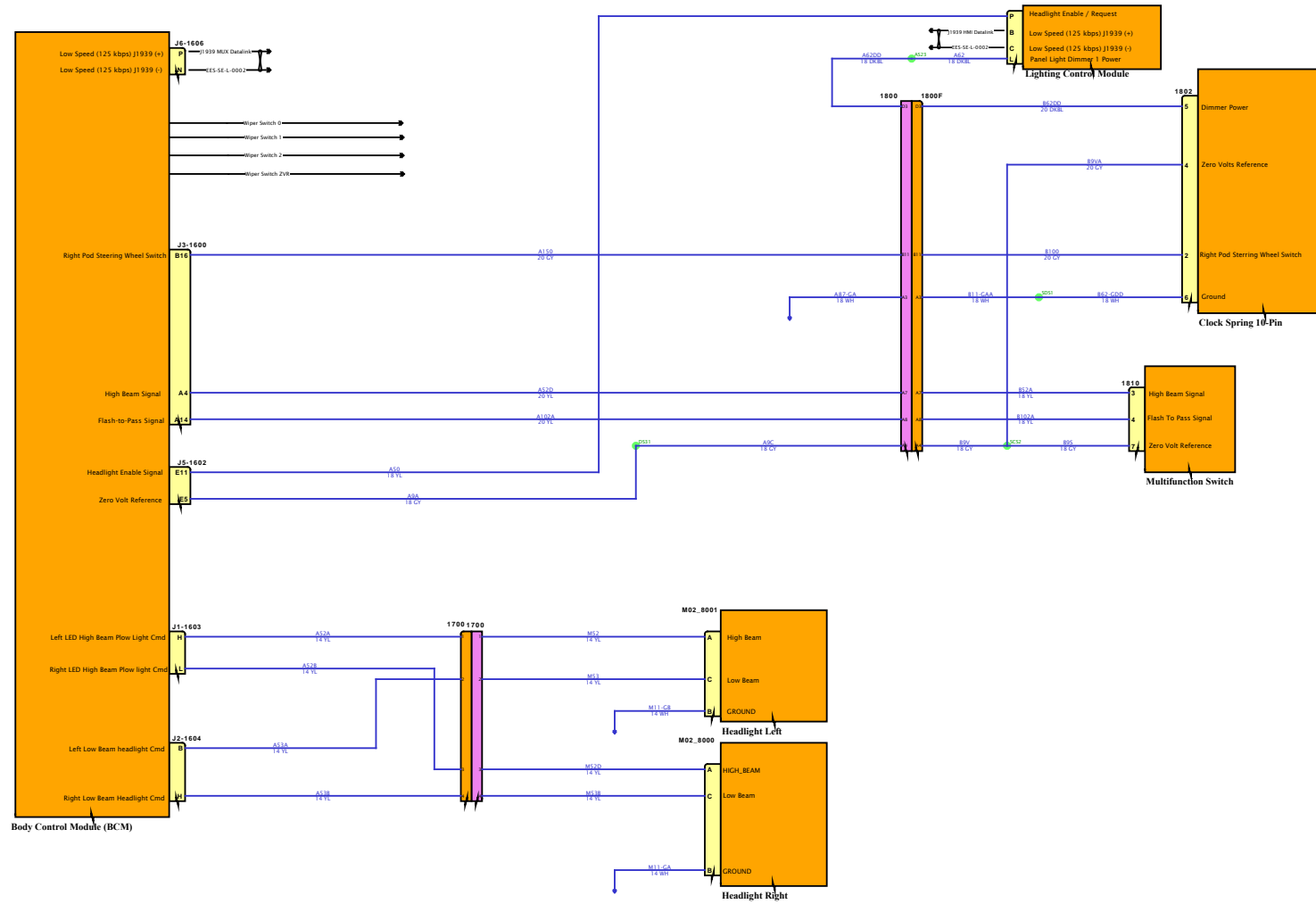
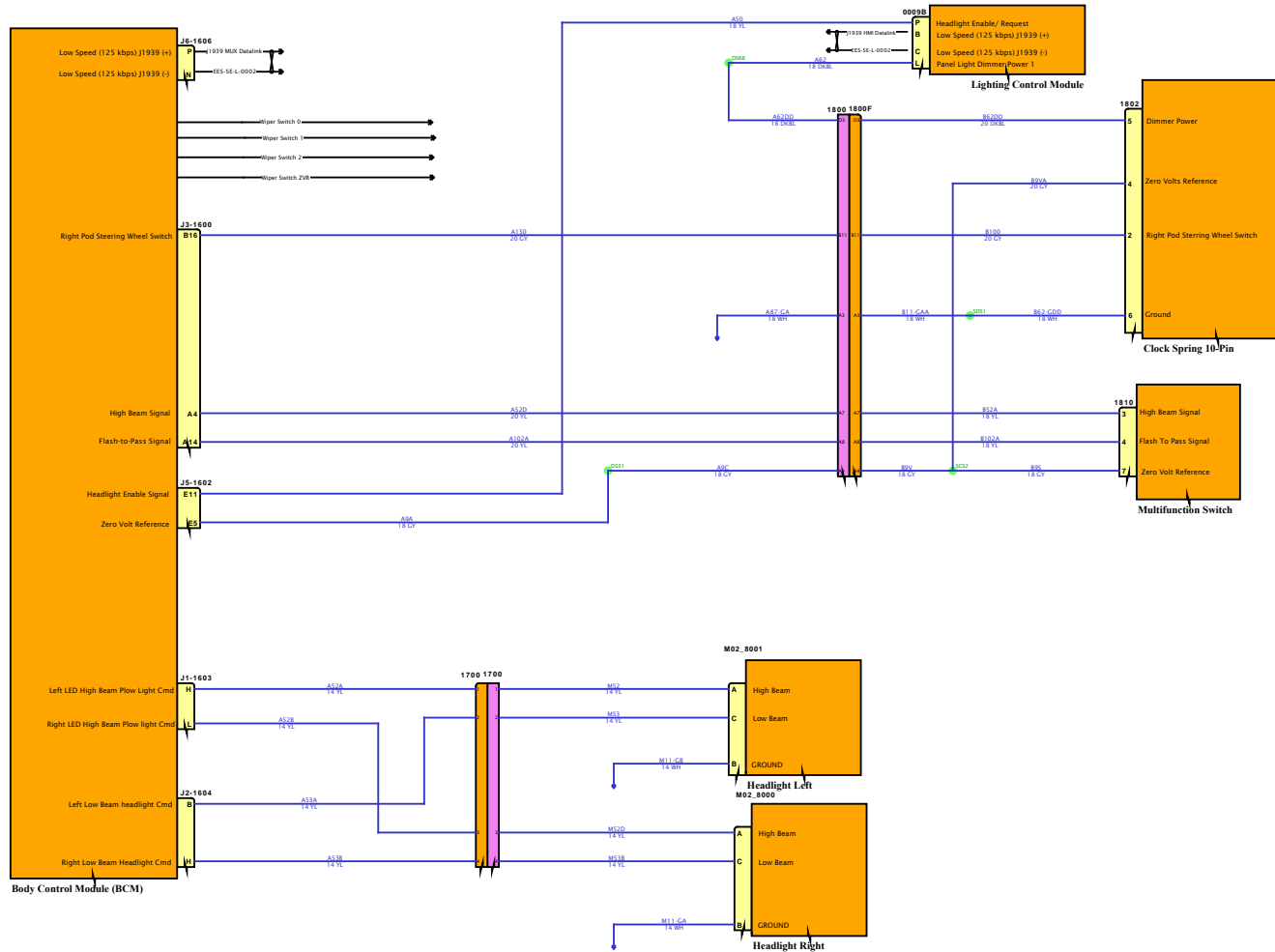


Diagram1-Combination2



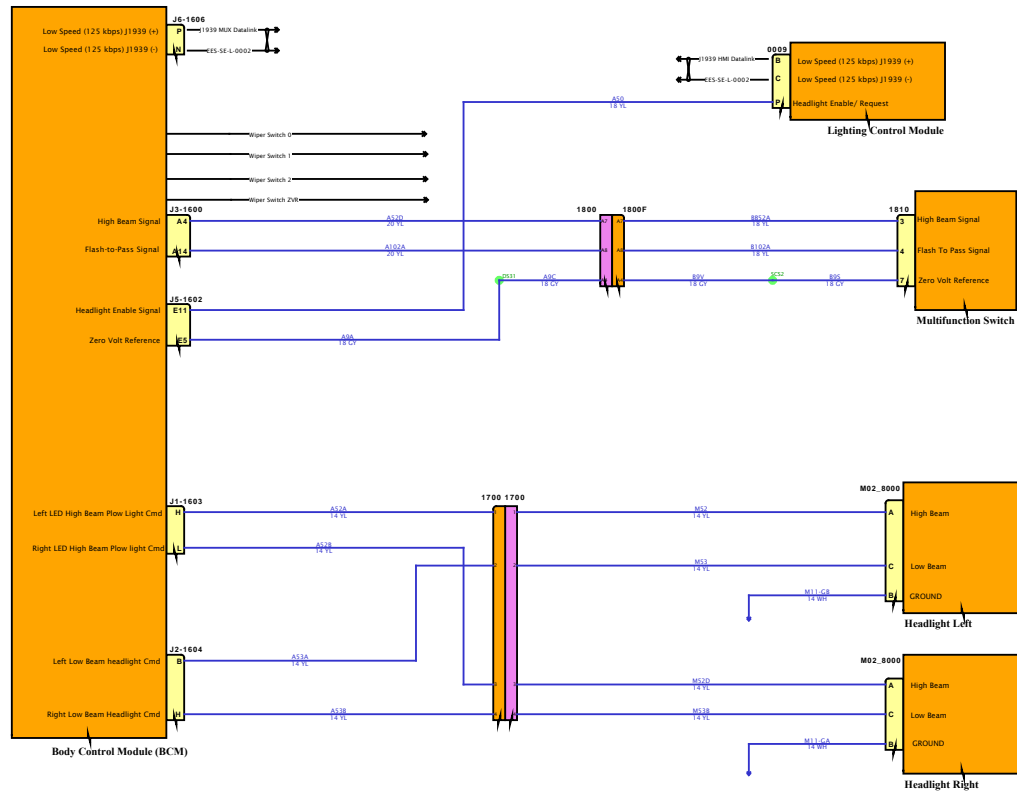
DESIGN DESCRIPTION

FEATURE CODES

SOFTWARE FEATURE CODES



Diagram1-Combination1



DESIGN DESCRIPTION

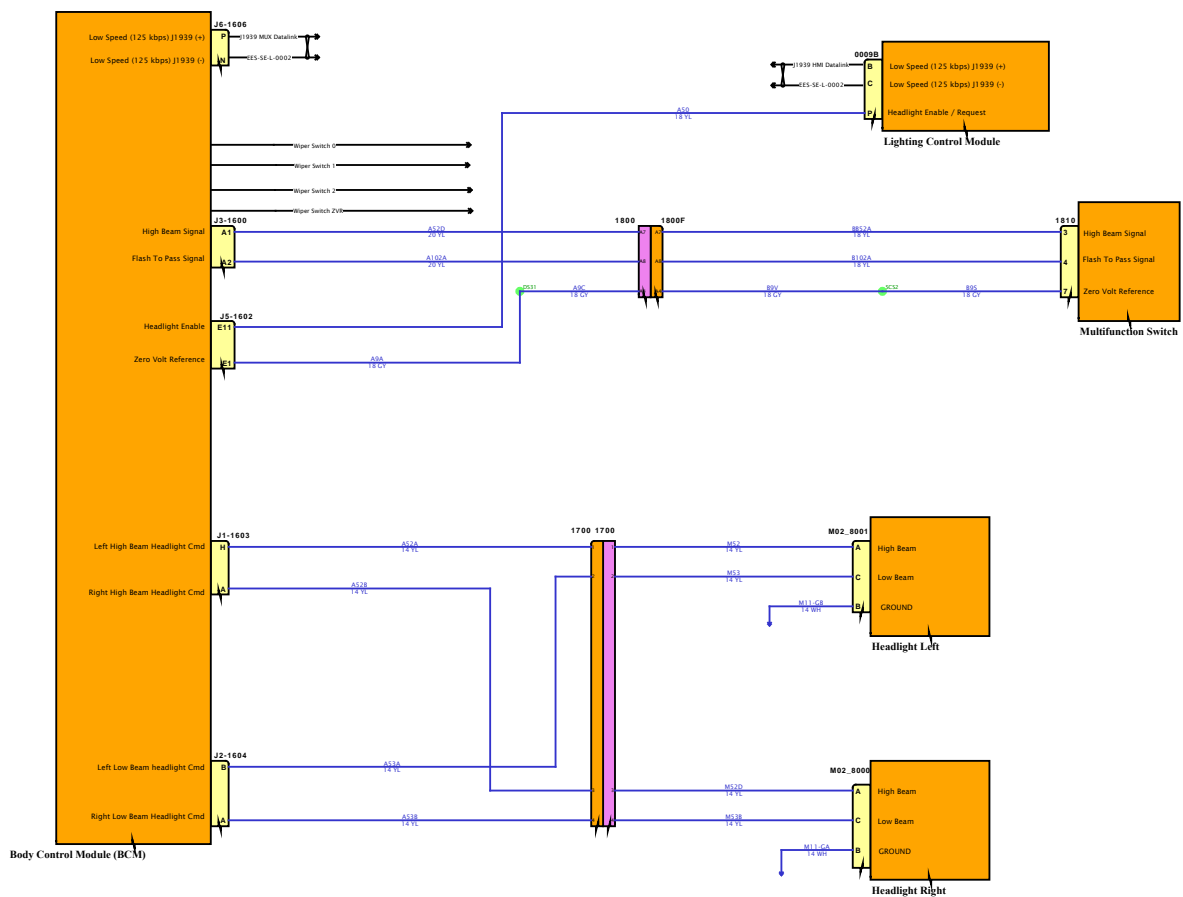
FEATURE CODES

SOFTWARE FEATURE CODES



DESIGN DESCRIPTION

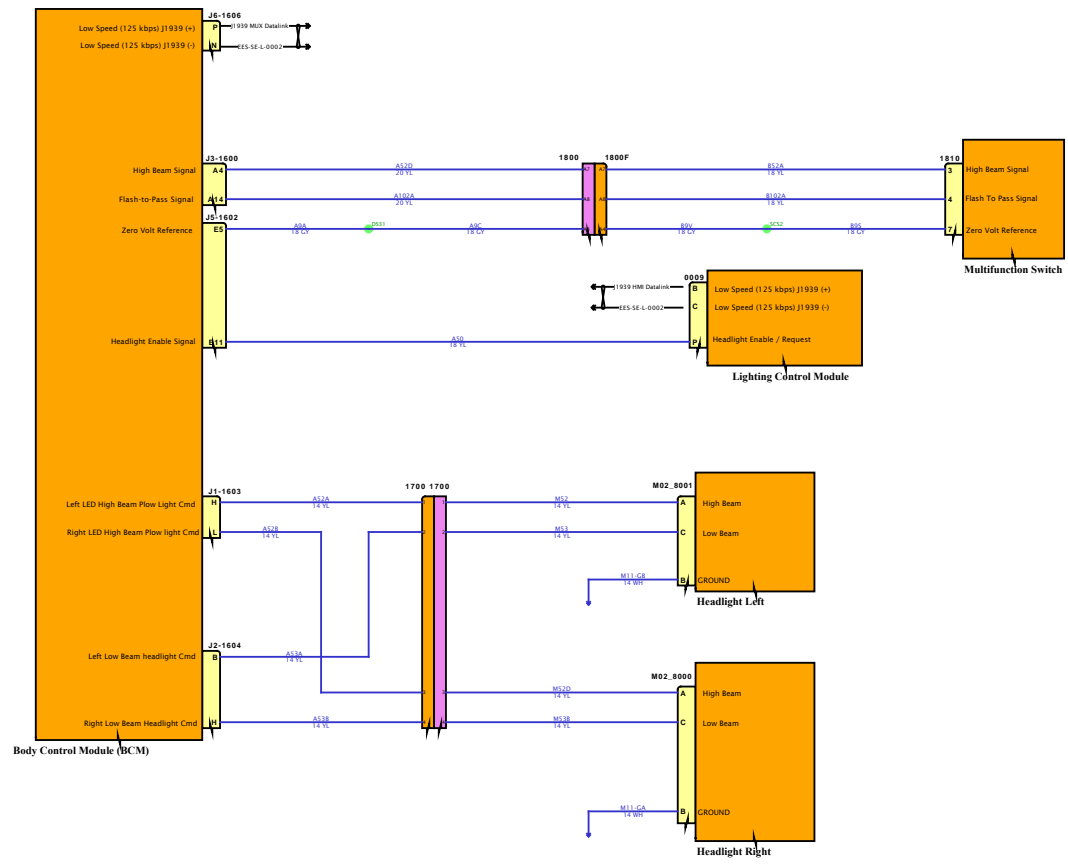
FEATURE CODES



SOFTWARE FEATURE CODES



Diagram1-Combination1



DESIGN DESCRIPTION

FEATURE CODES

SOFTWARE FEATURE CODES



DESIGN DESCRIPTION

FEATURE CODES

SOFTWARE FEATURE CODES

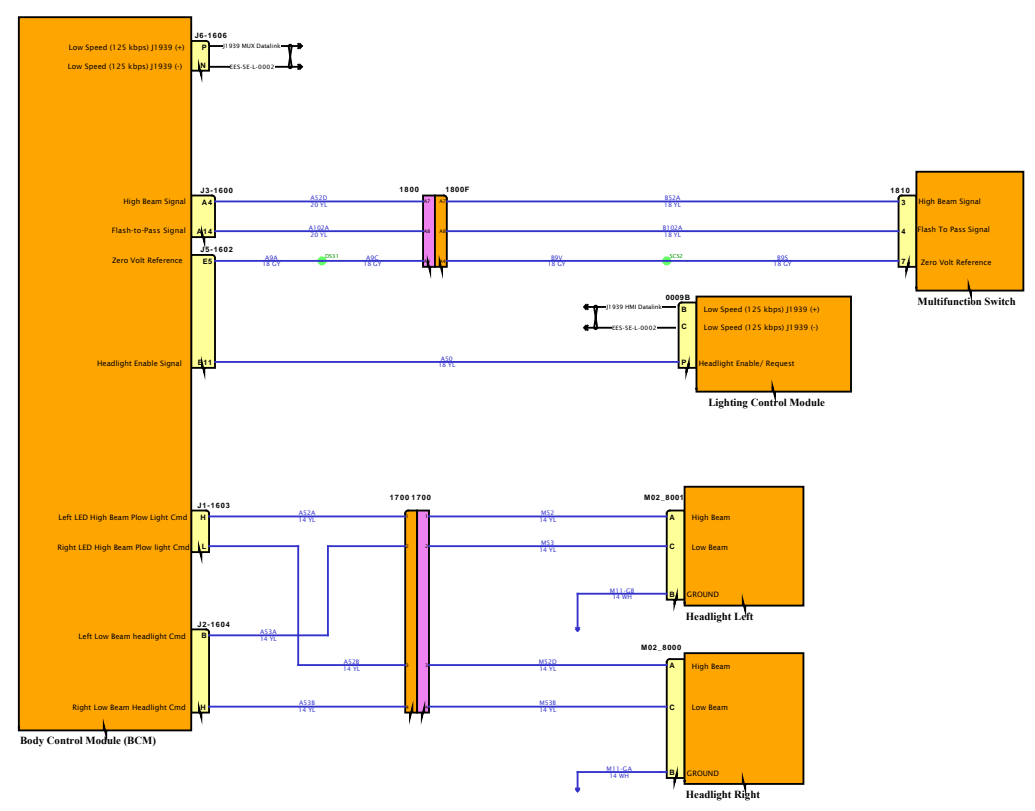
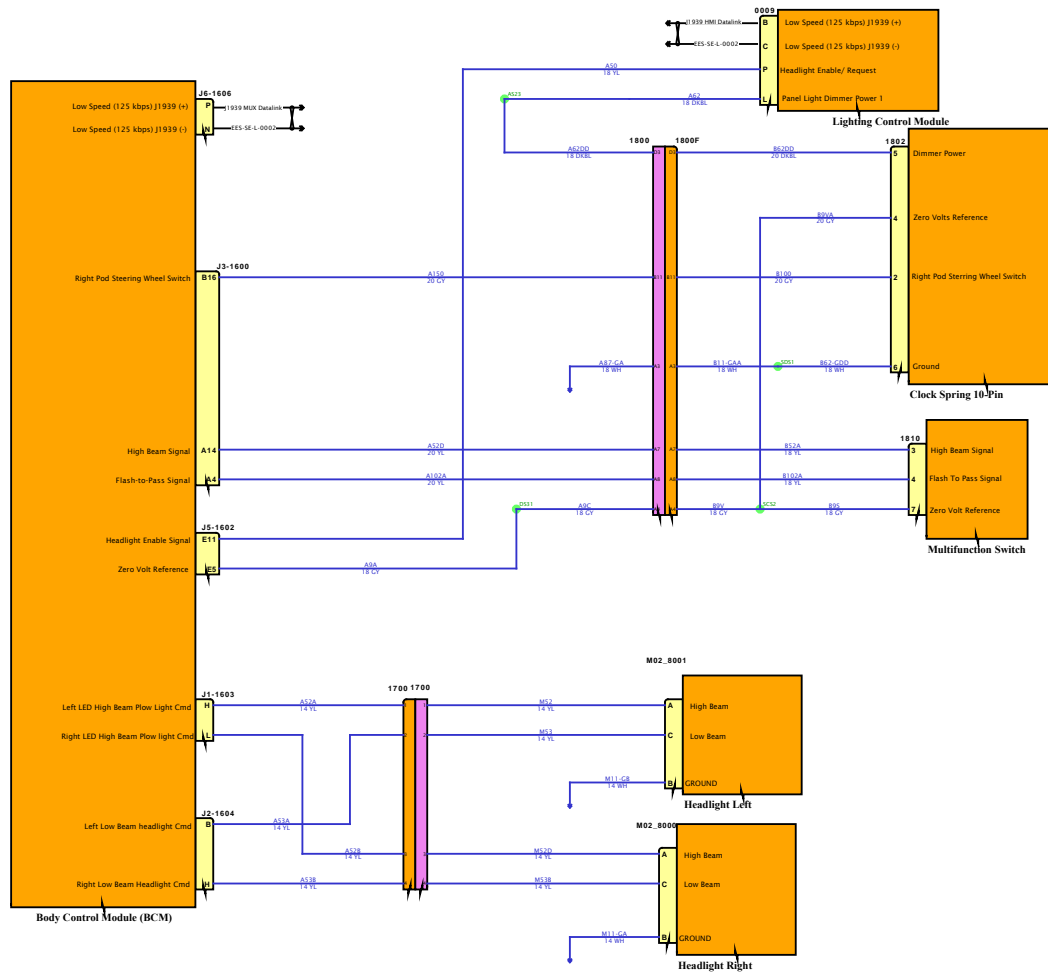


Diagram1-Combination1



DESIGN DESCRIPTION

FEATURE CODES

SOFTWARE FEATURE CODES

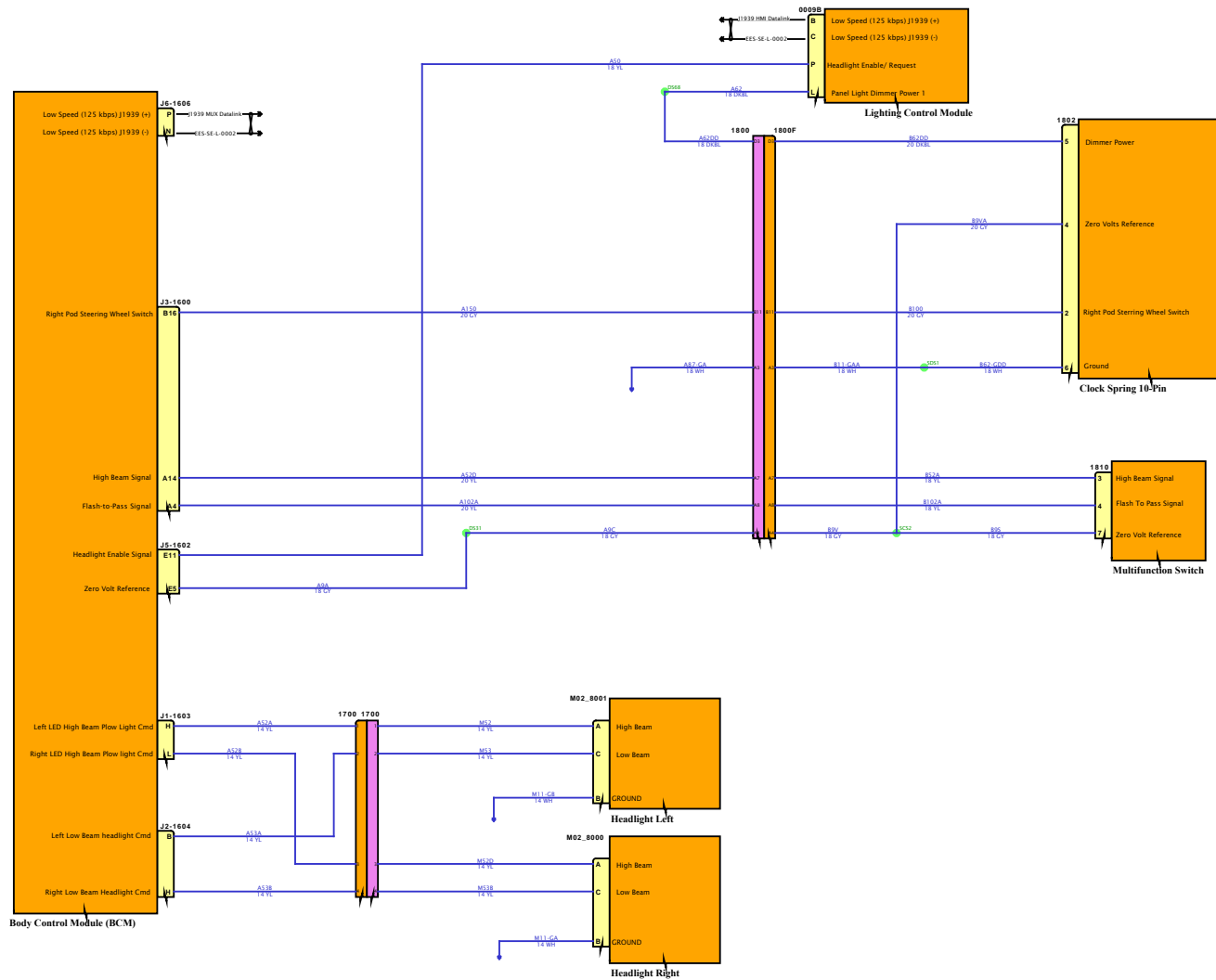


Diagram1-Combination2

DESIGN DESCRIPTION

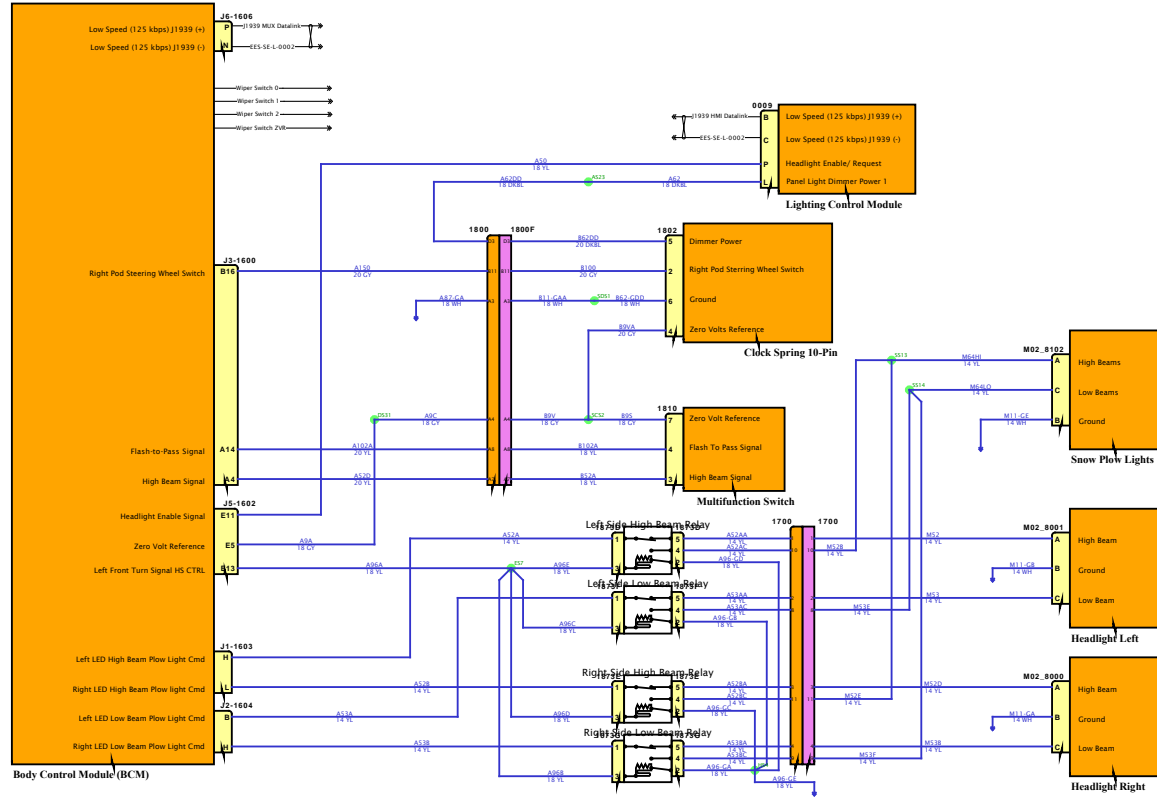
FEATURE CODES

SOFTWARE FEATURE CODES



DESIGN DESCRIPTION

FEATURE CODES

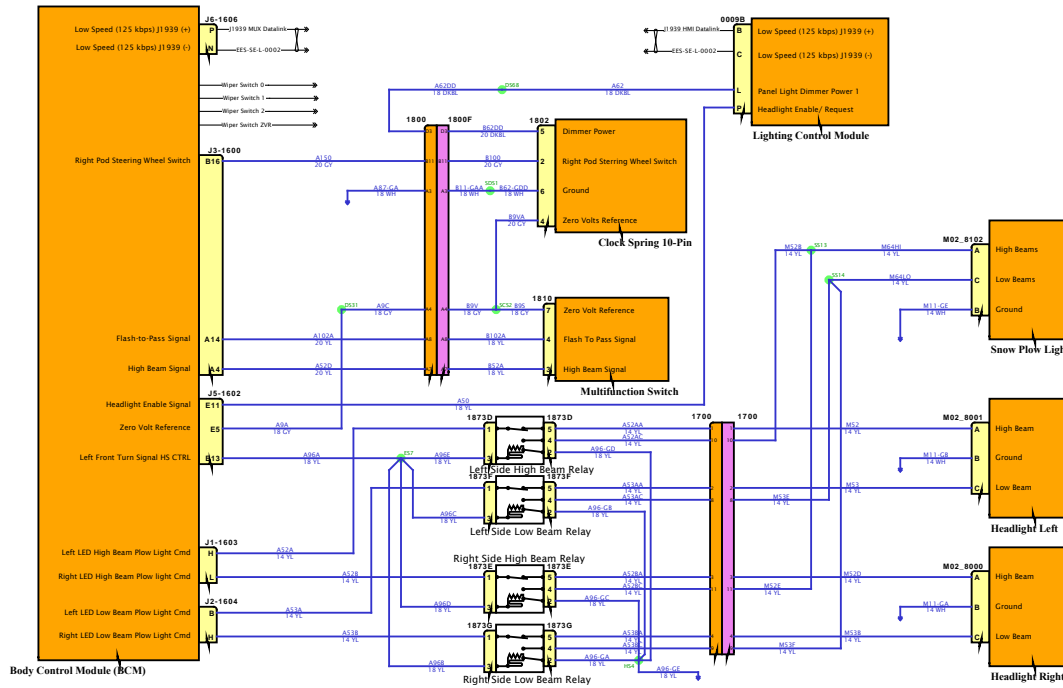


SOFTWARE FEATURE CODES



DESIGN DESCRIPTION

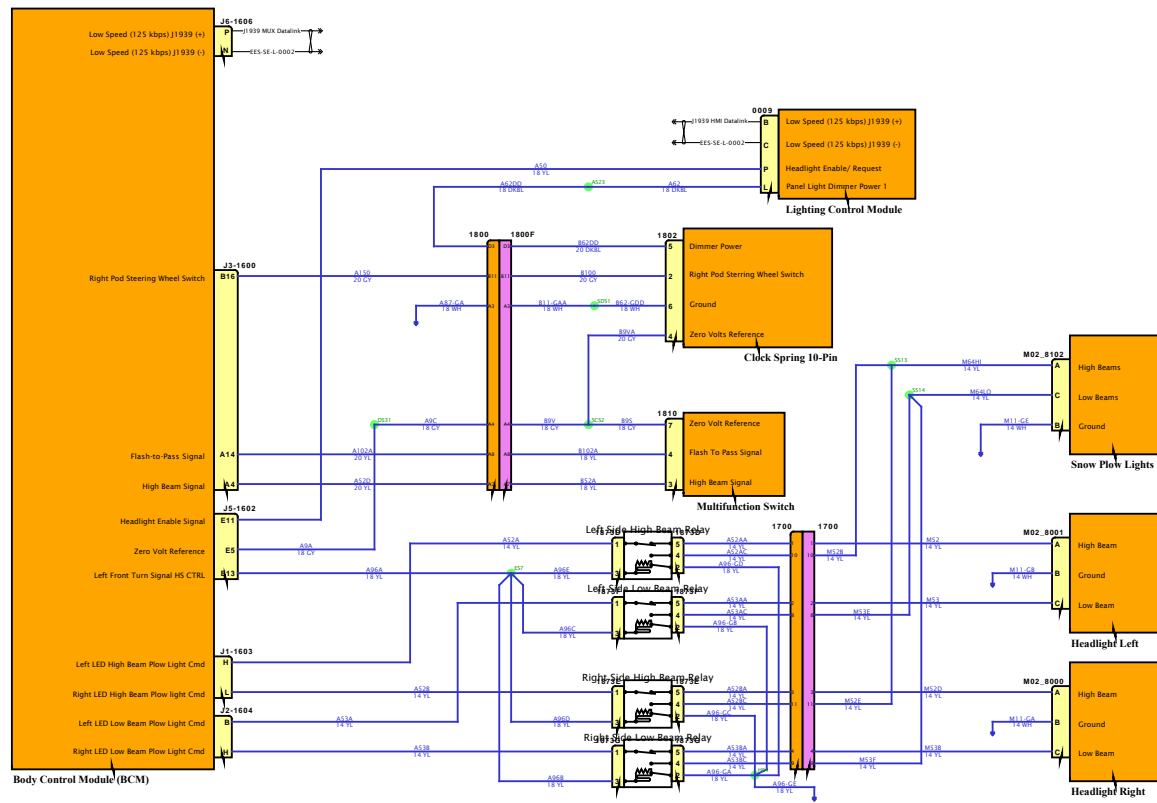
FEATURE CODES



SOFTWARE FEATURE CODES



Diagram1-Combination1



DESIGN DESCRIPTION

FEATURE CODES

SOFTWARE FEATURE CODES



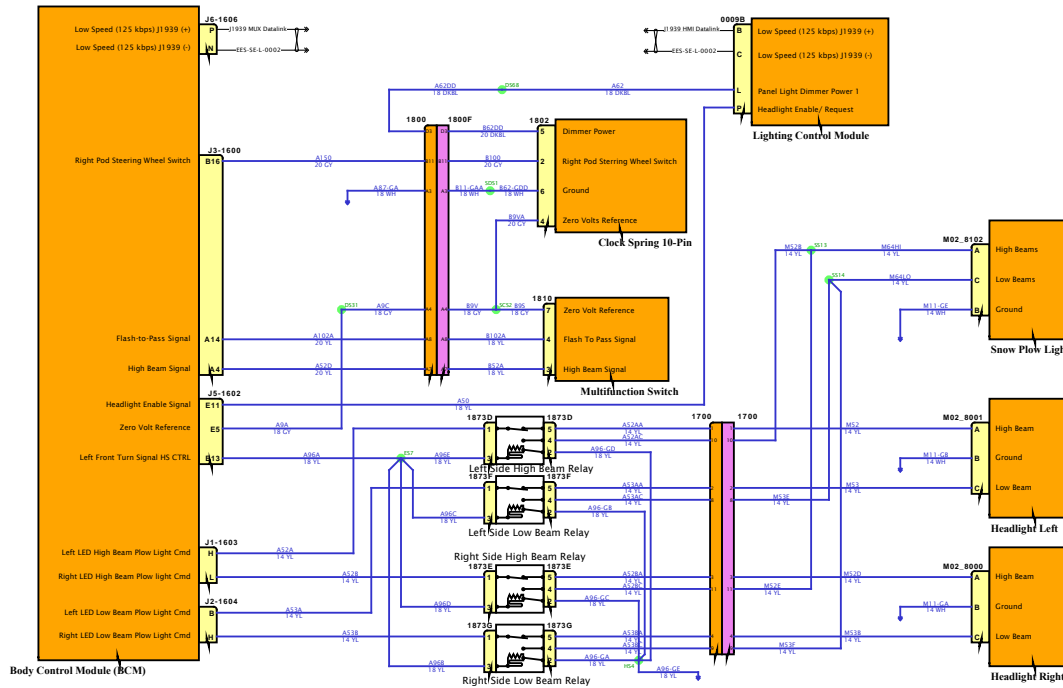
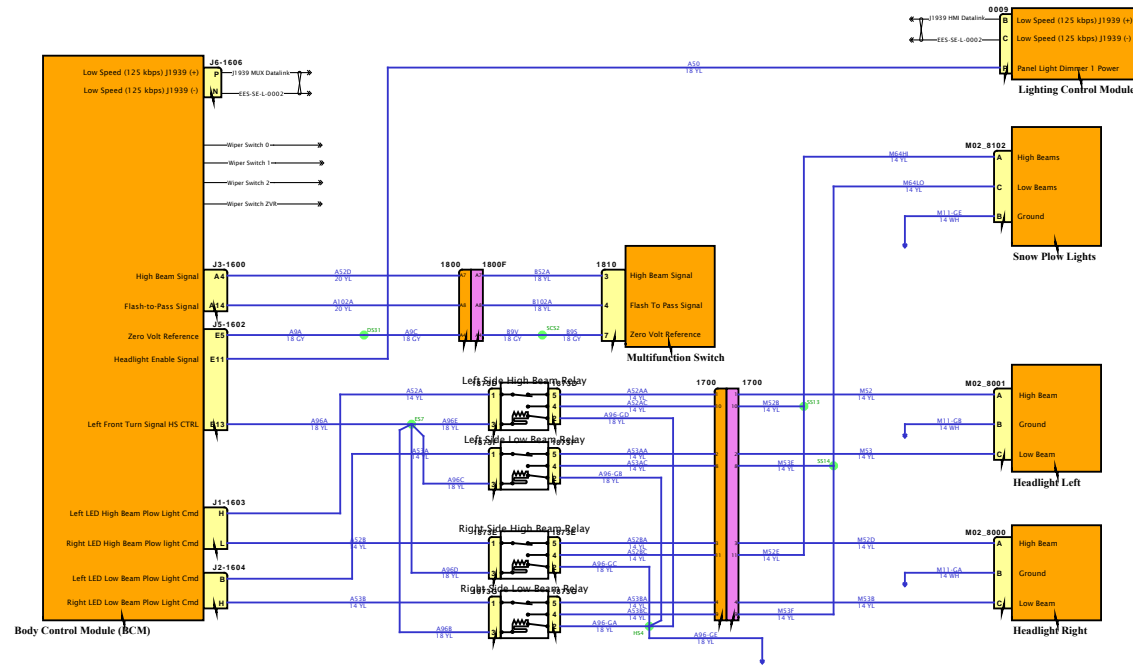


Diagram1-Combination1



DESIGN DESCRIPTION

FEATURE CODES

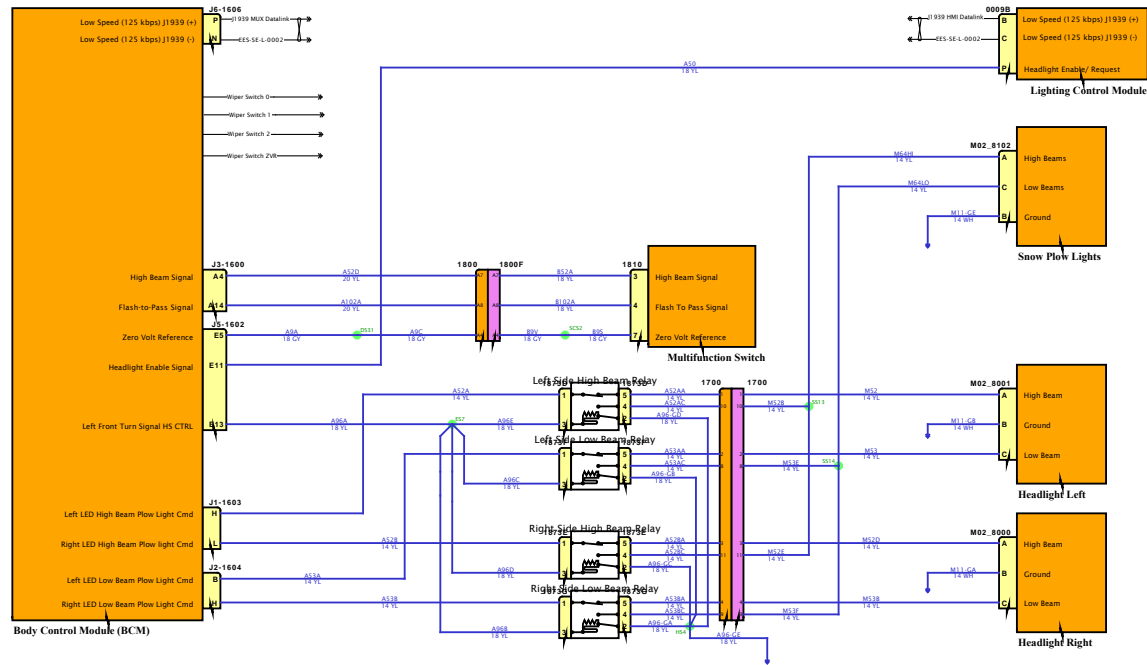
SOFTWARE FEATURE CODES

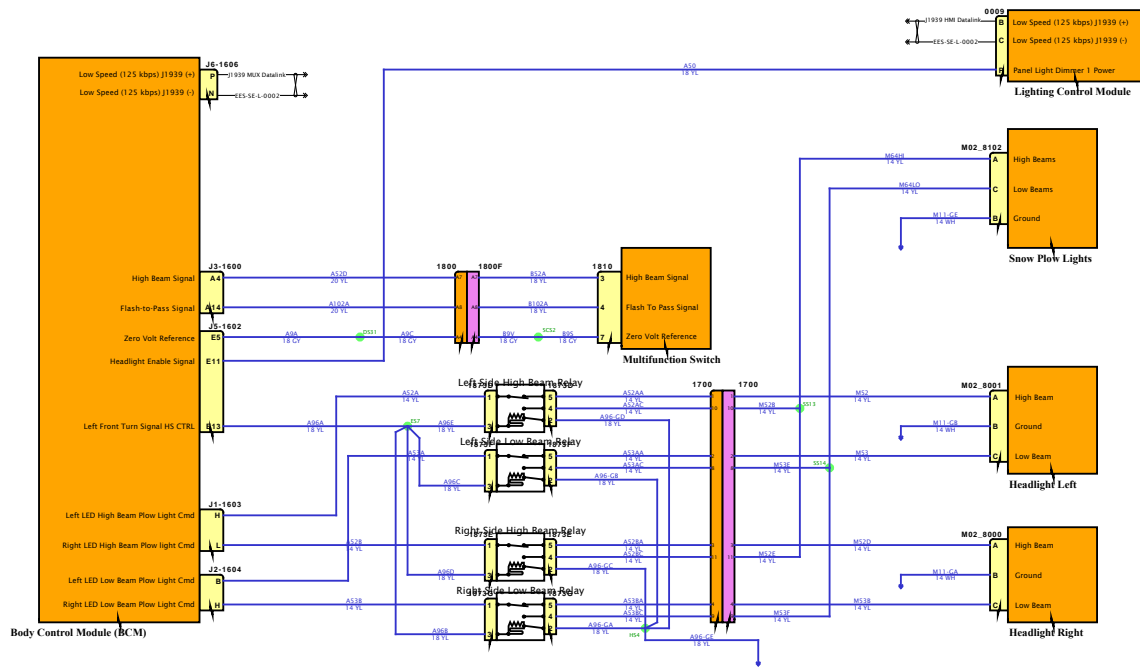


DESIGN DESCRIPTION

FEATURE CODES

SOFTWARE FEATURE CODES





DESIGN DESCRIPTION

FEATURE CODES

SOFTWARE FEATURE CODES



DESIGN DESCRIPTION

FEATURE CODES

SOFTWARE FEATURE CODES

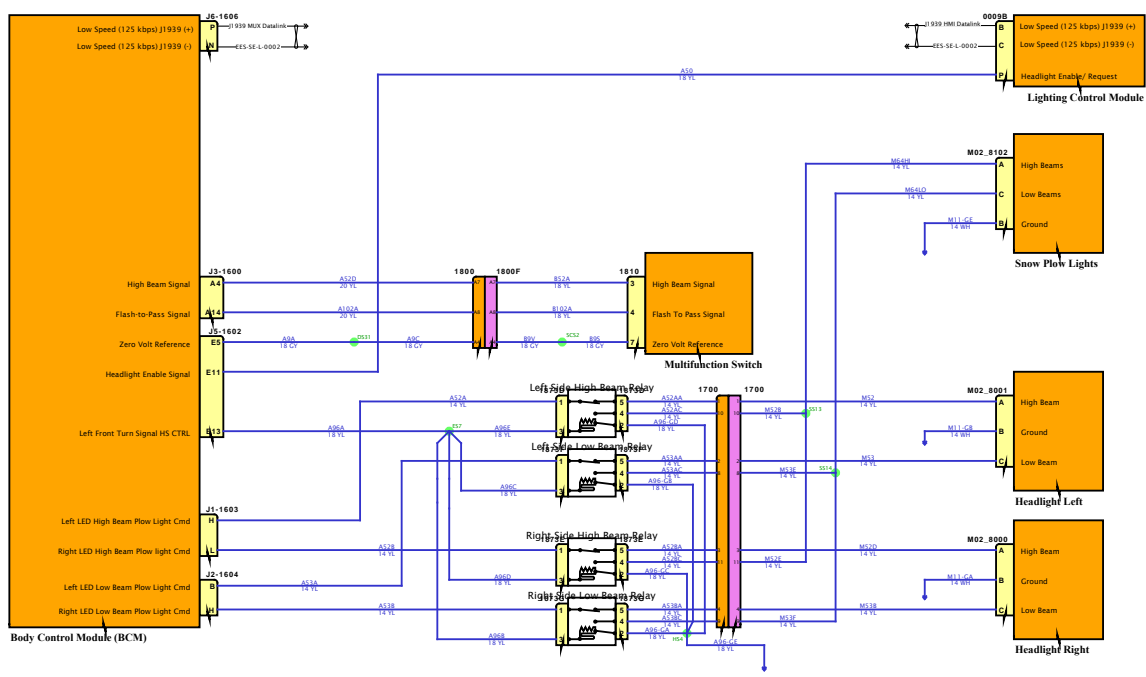
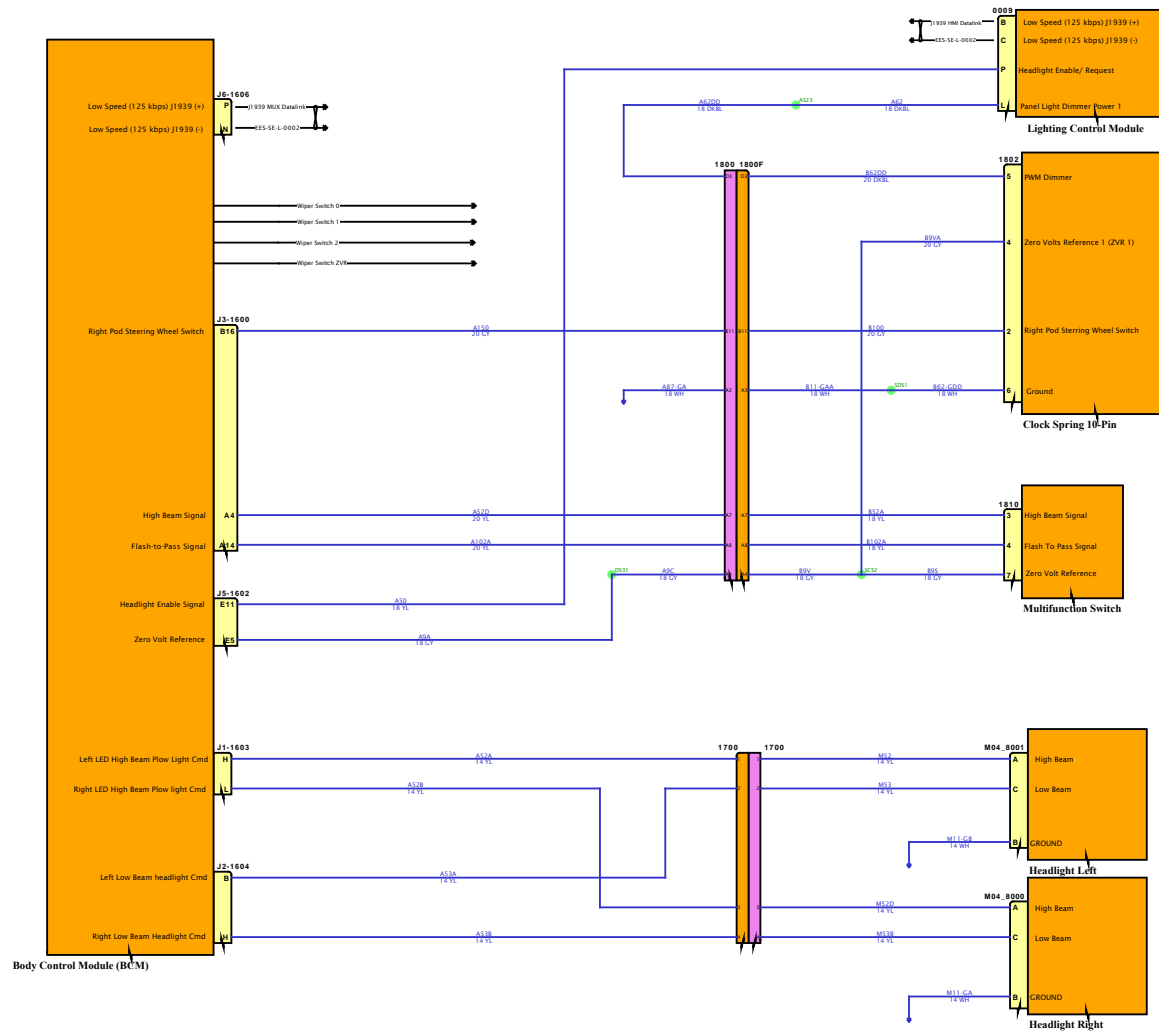


Diagram 1-Combination1



DESIGN DESCRIPTION

FEATURE CODES

SOFTWARE FEATURE CODES



DESIGN DESCRIPTION

FEATURE CODES

SOFTWARE FEATURE CODES

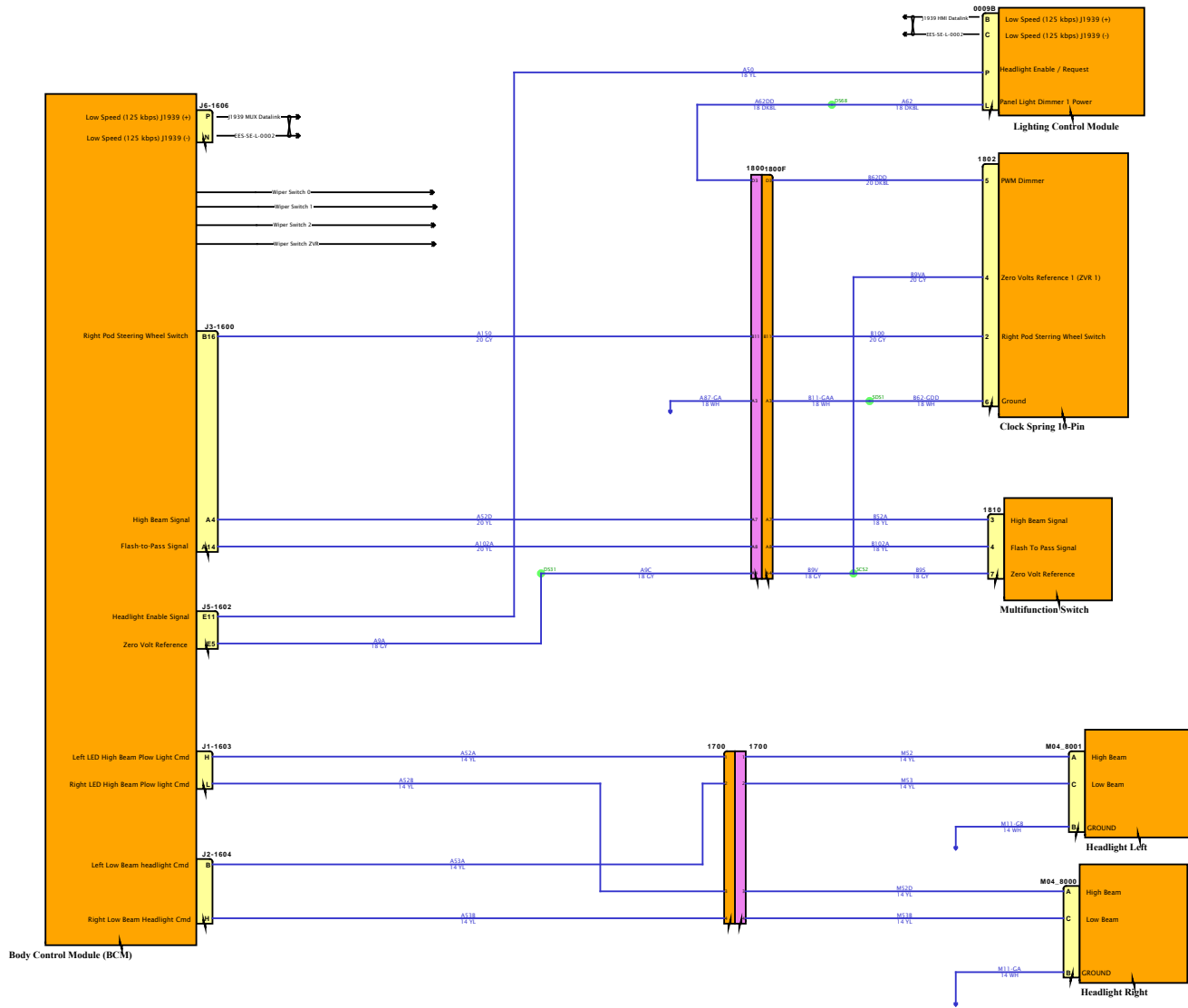
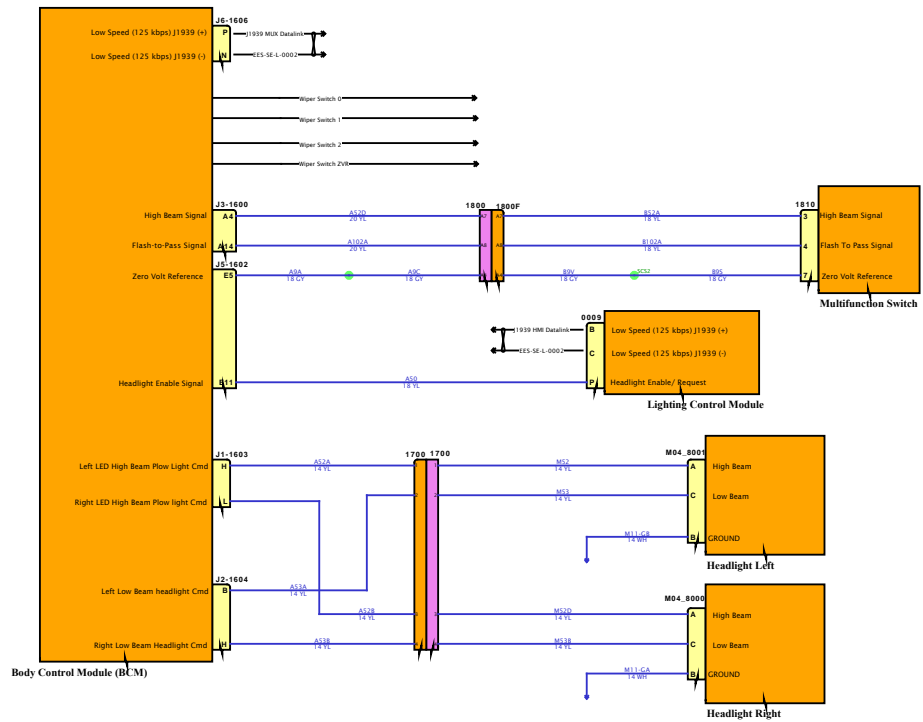


Diagram1-Combination1



DESIGN DESCRIPTION

FEATURE CODES

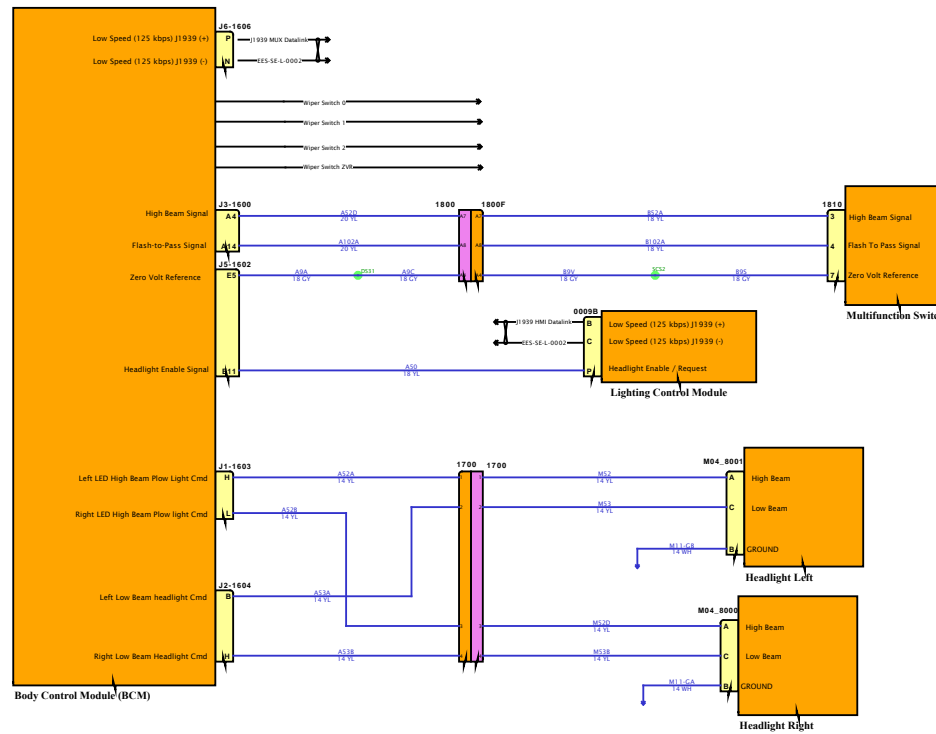
SOFTWARE FEATURE CODES



Diagram1-Combination2

DESIGN DESCRIPTION

FEATURE CODES

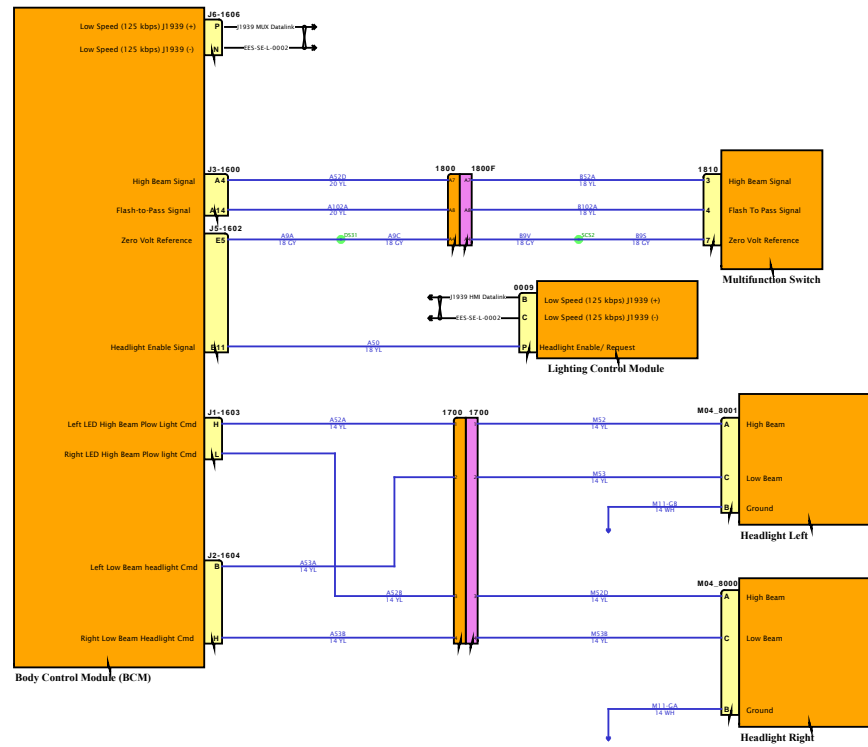


SOFTWARE FEATURE CODES



DESIGN DESCRIPTION

FEATURE CODES

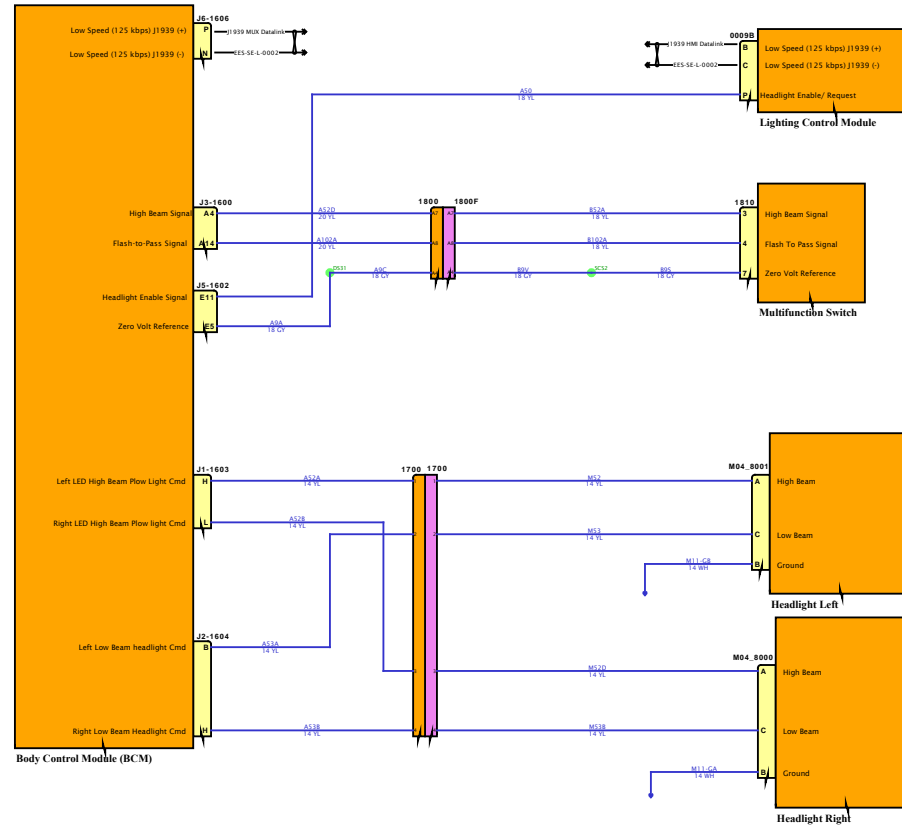


SOFTWARE FEATURE CODES



DESIGN DESCRIPTION

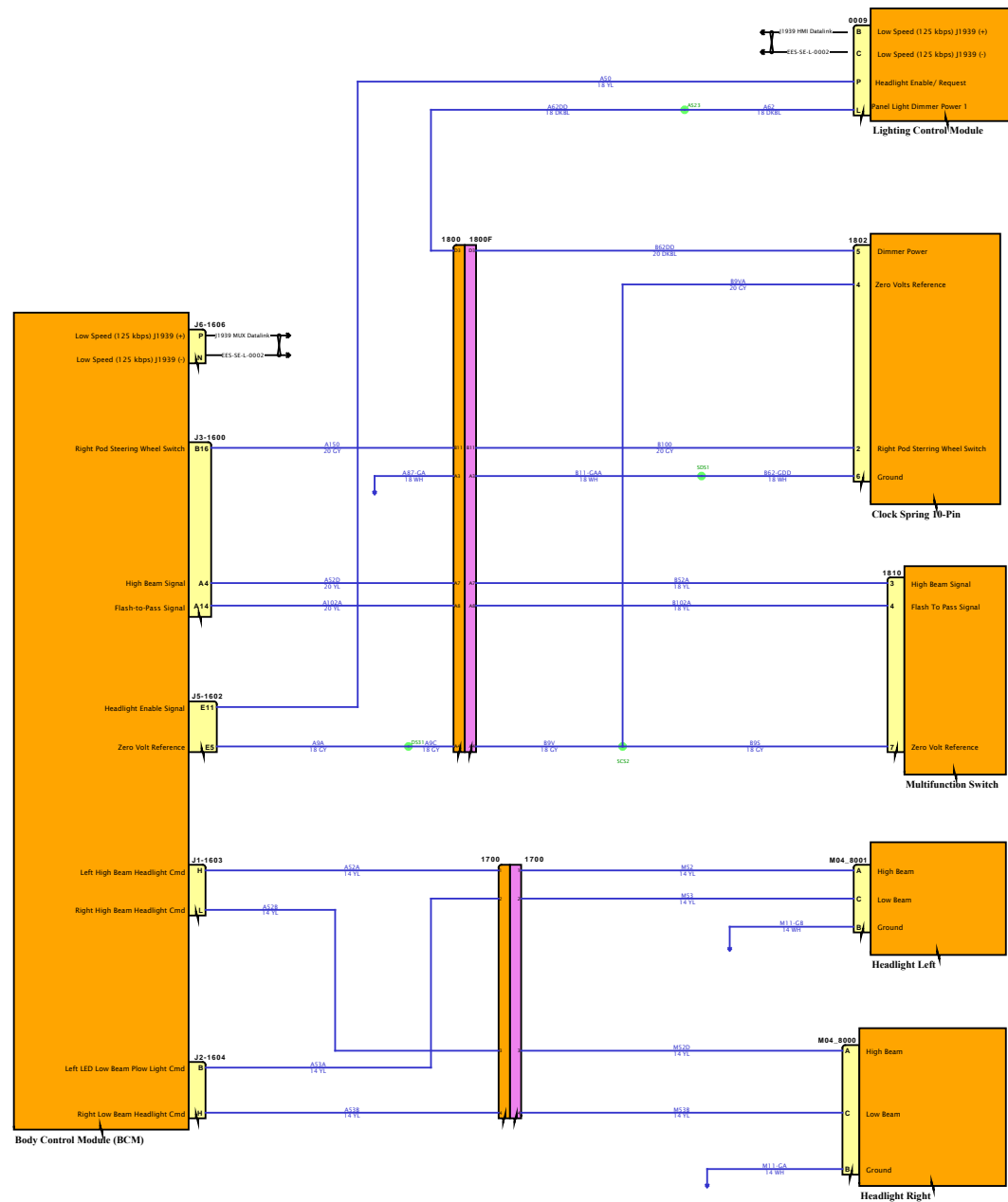
FEATURE CODES



SOFTWARE FEATURE CODES



Diagram1-Combination1



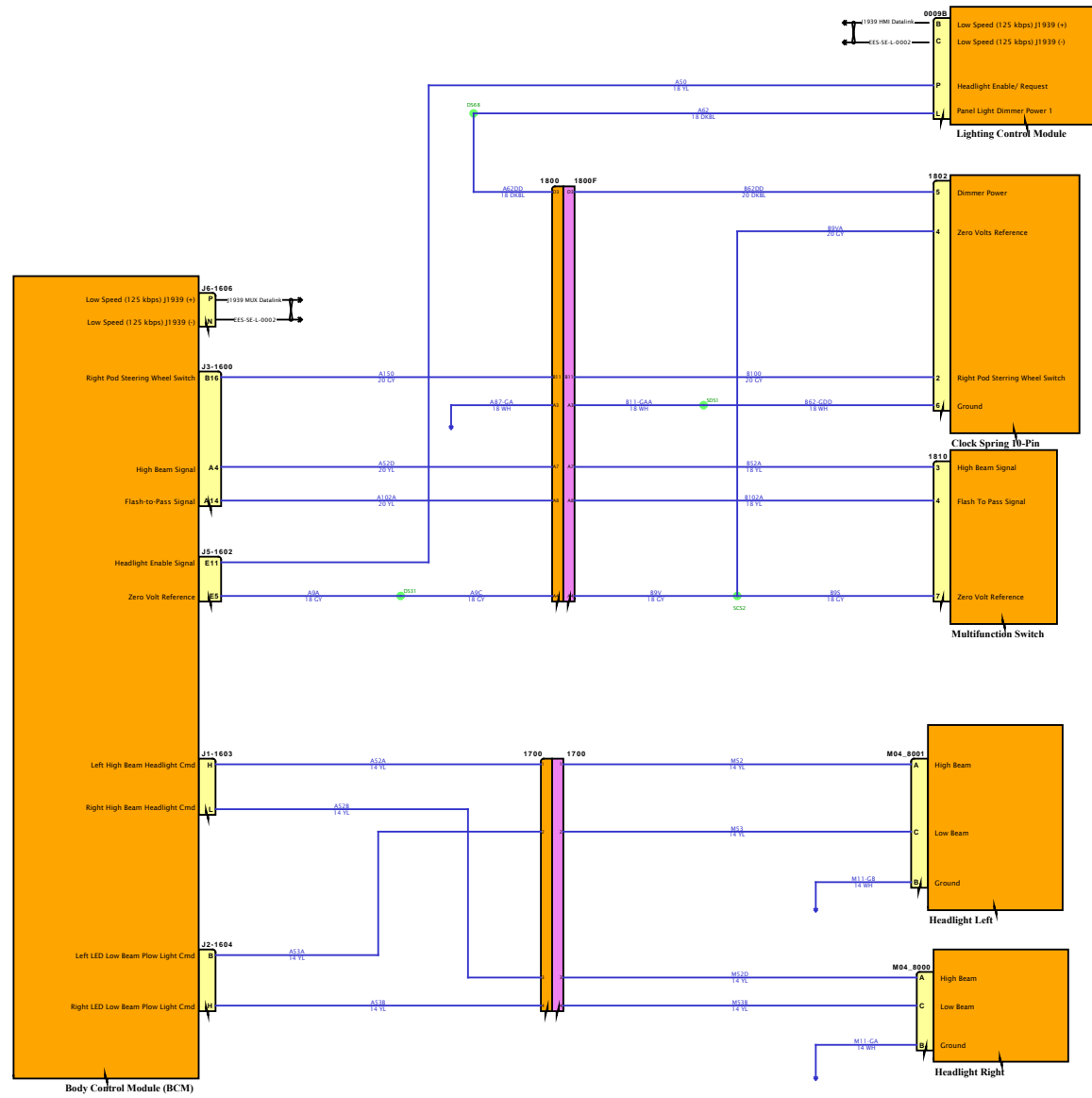
DESIGN DESCRIPTION

FEATURE CODES

SOFTWARE FEATURE CODES



Diagram1-Combination2



DESIGN DESCRIPTION

FEATURE CODES

SOFTWARE FEATURE CODES



Diagram1-Combination1

DESIGN DESCRIPTION

FEATURE CODES

SOFTWARE FEATURE CODES

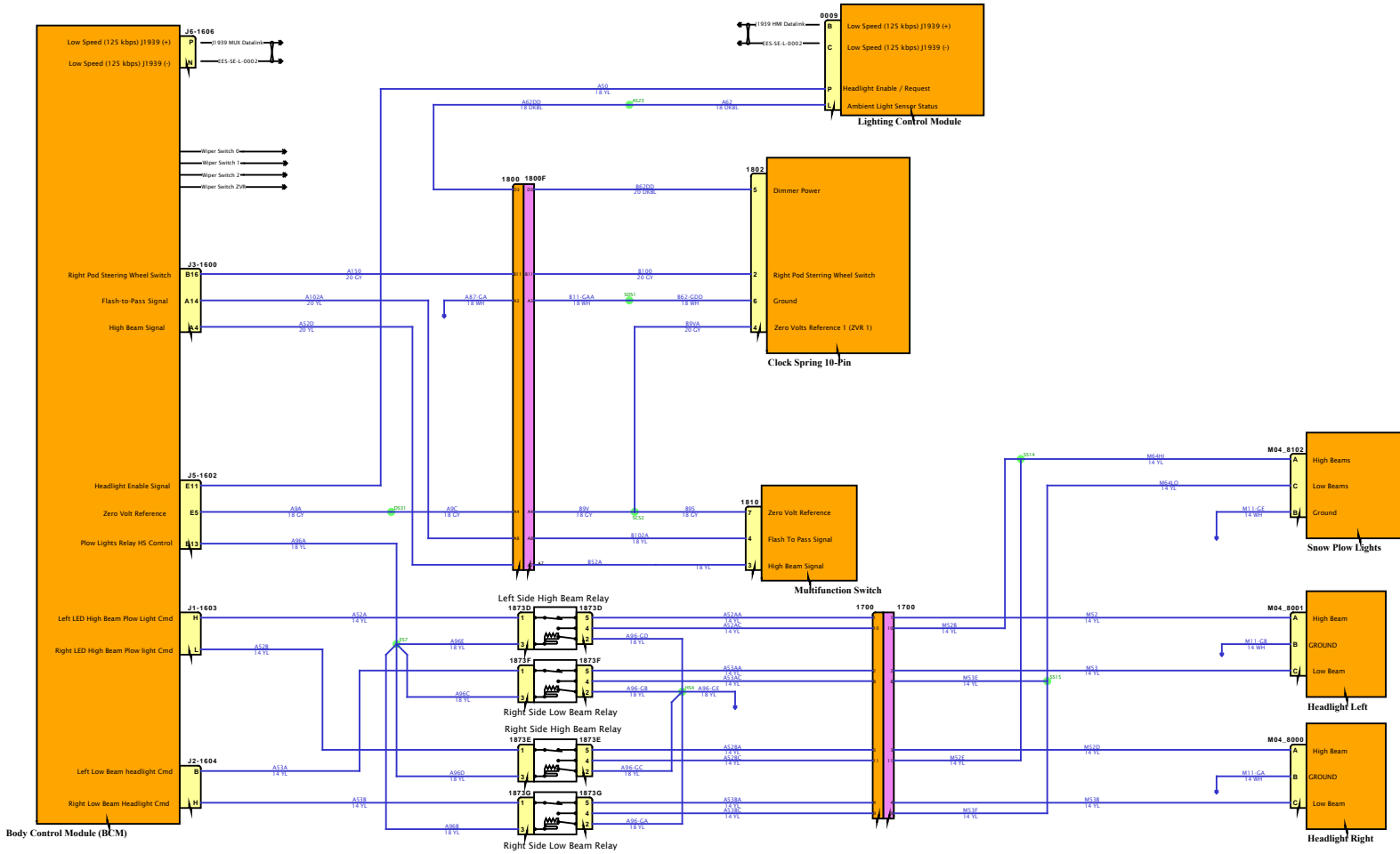
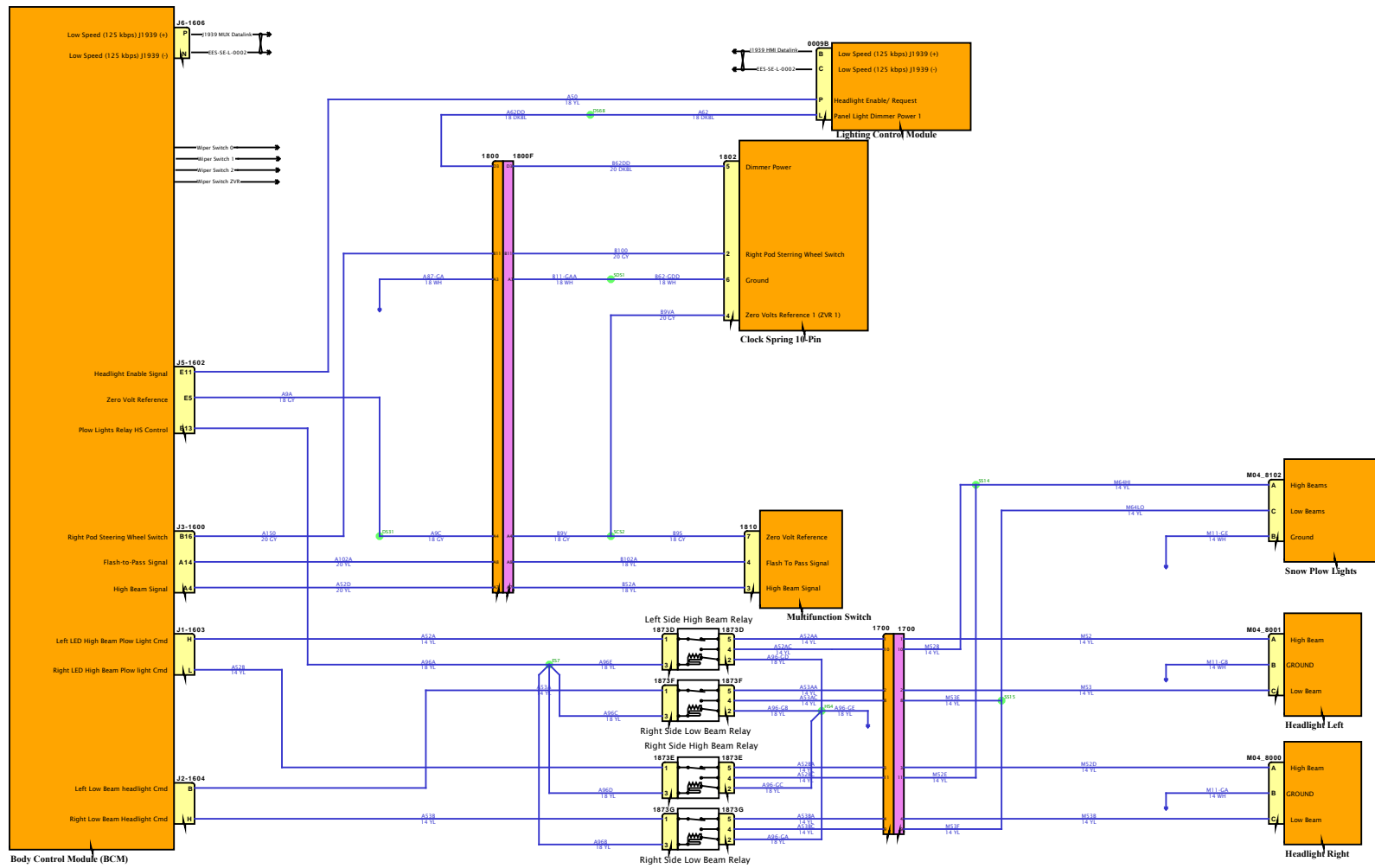


Diagram1-Combination2



DESIGN DESCRIPTION

FEATURE CODES

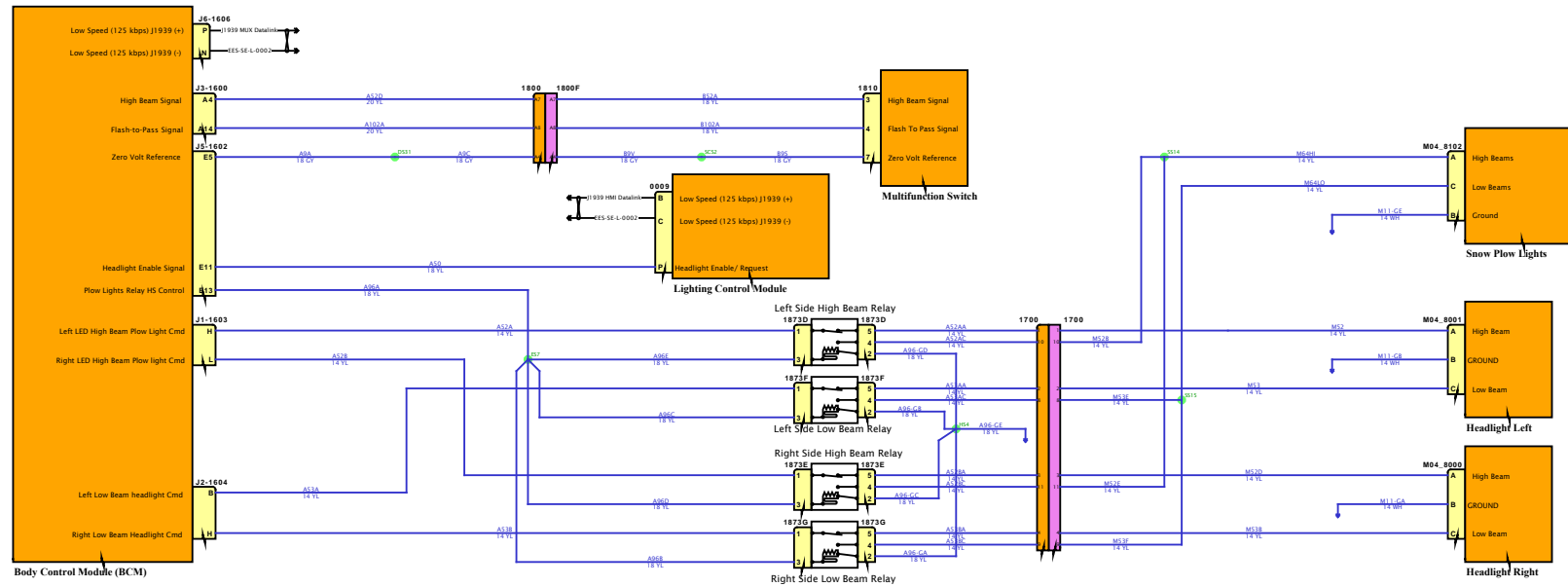
SOFTWARE FEATURE CODES



Diagram1-Combination1

DESIGN DESCRIPTION

FEATURE CODES



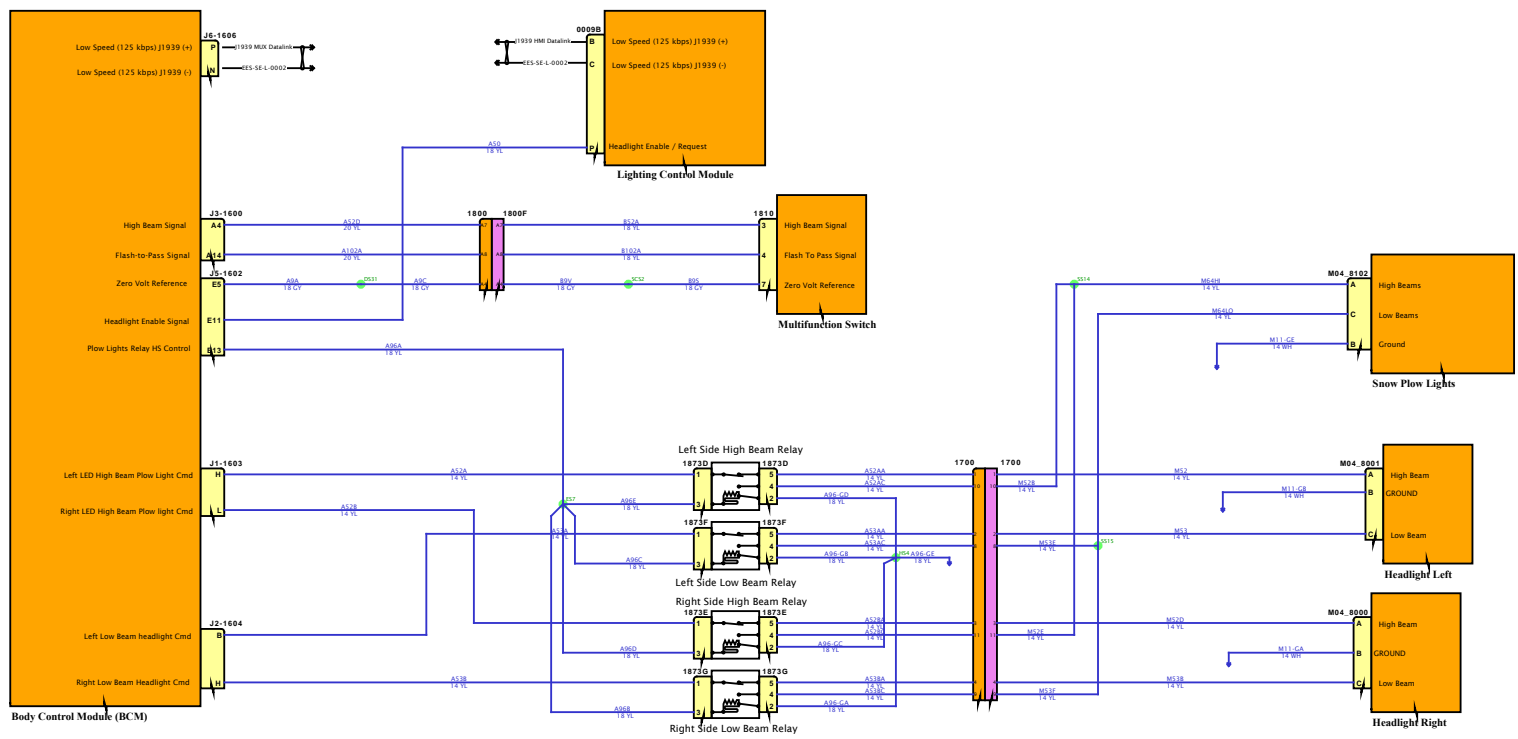
SOFTWARE FEATURE CODES



DESIGN DESCRIPTION

FEATURE CODES

SOFTWARE FEATURE CODES



DESIGN DESCRIPTION

FEATURE CODES

SOFTWARE FEATURE CODES

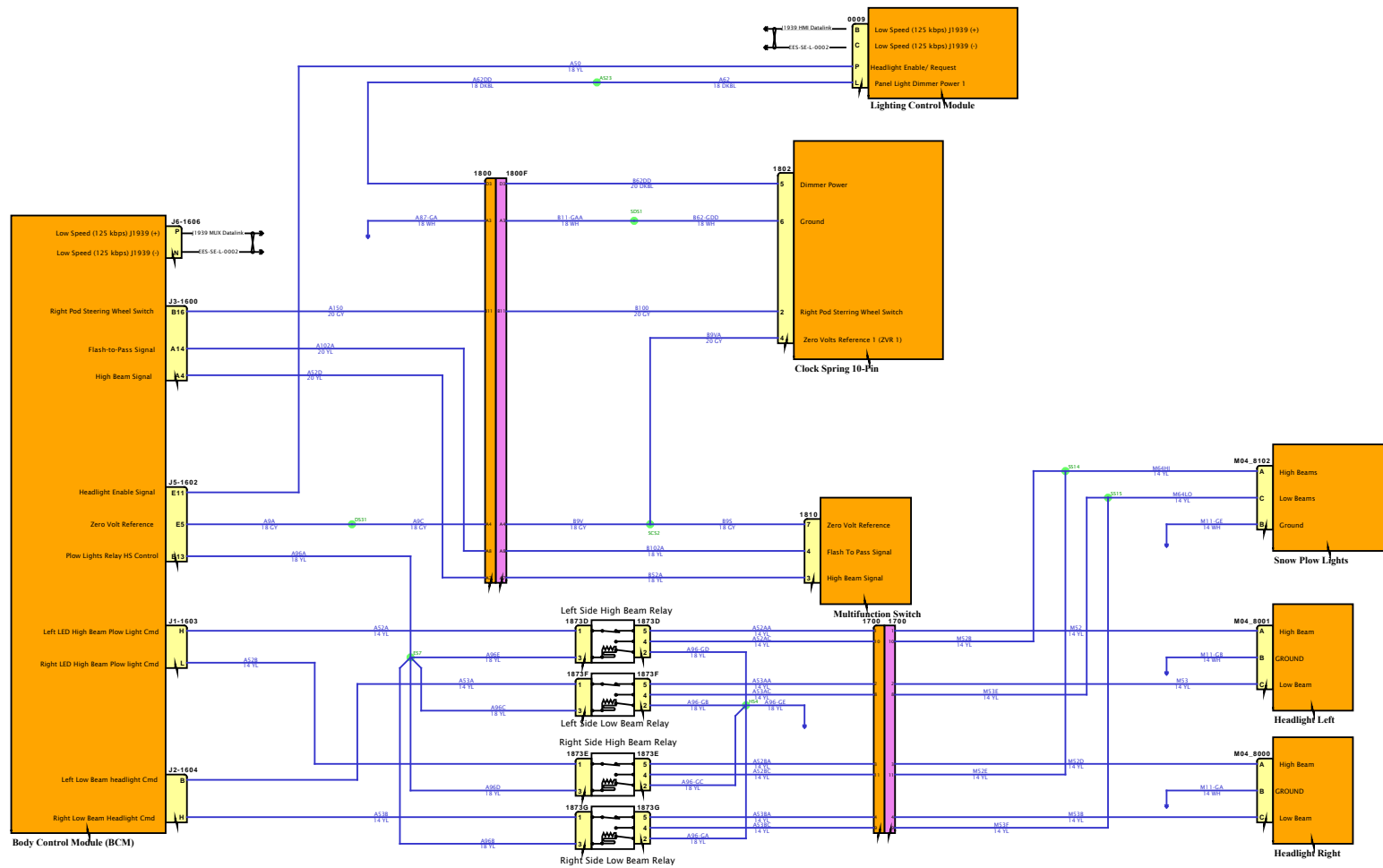
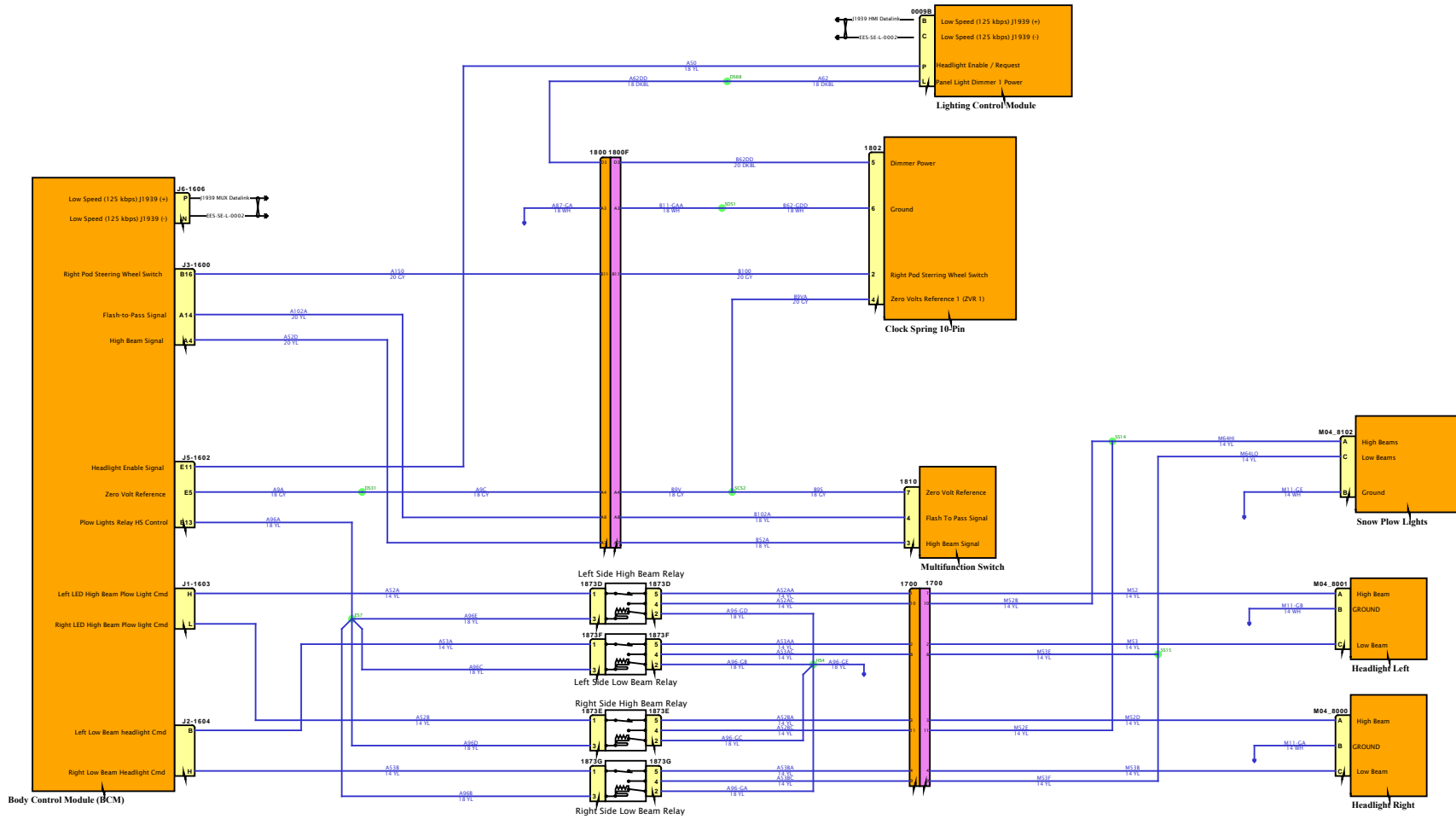


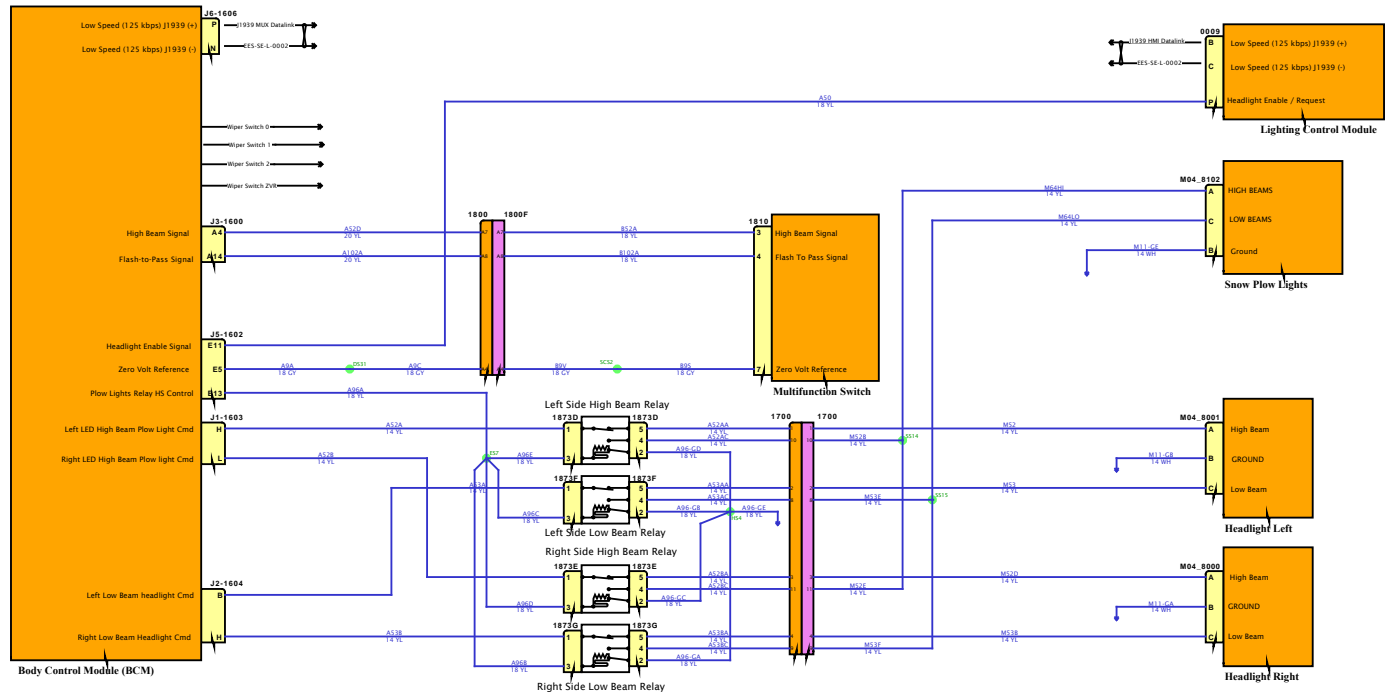
Diagram1-Combination2

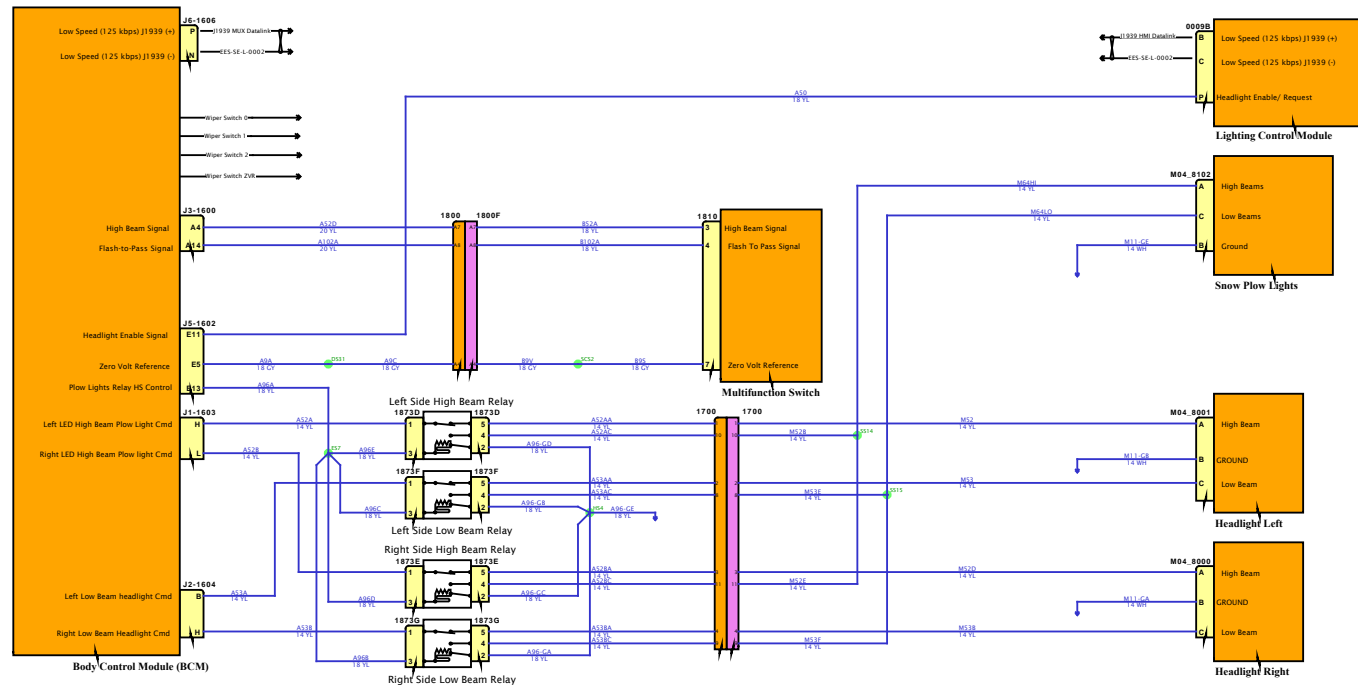
DESIGN DESCRIPTION

FEATURE CODES

SOFTWARE FEATURE CODES

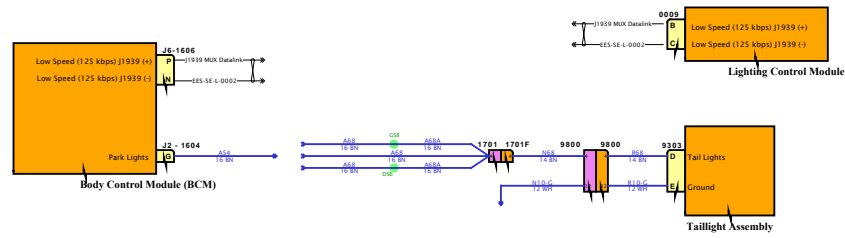






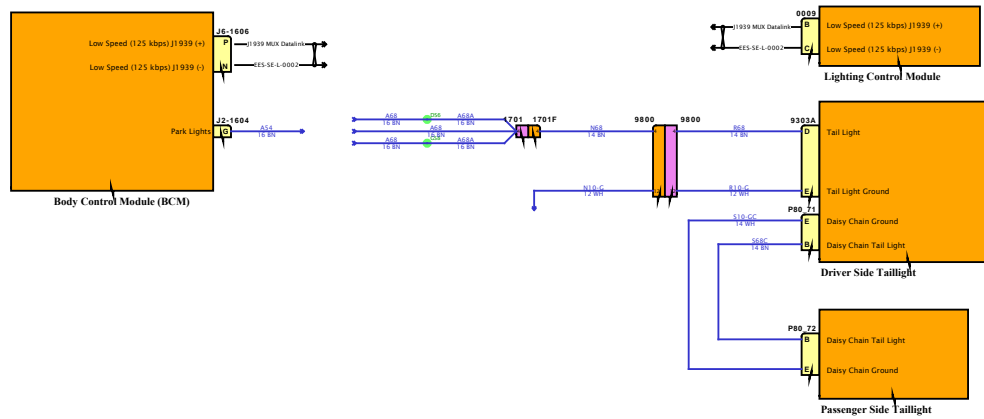
DESIGN DESCRIPTION

FEATURE CODES



SOFTWARE FEATURE CODES

Diagram1



DESIGN DESCRIPTION

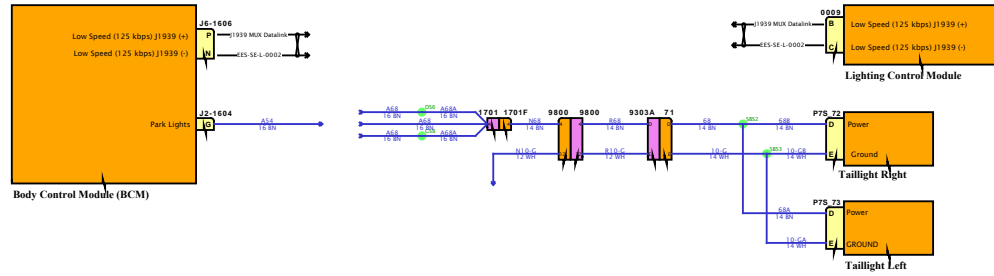
FEATURE CODES

SOFTWARE FEATURE CODES



DESIGN DESCRIPTION

FEATURE CODES

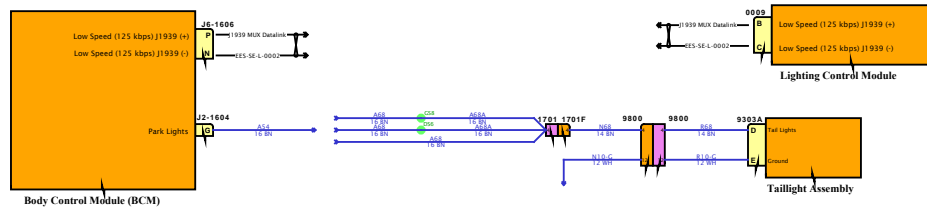


SOFTWARE FEATURE CODES

Diagram1

DESIGN DESCRIPTION

FEATURE CODES

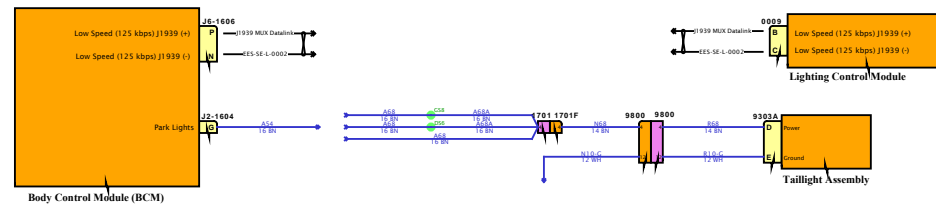


SOFTWARE FEATURE CODES



DESIGN DESCRIPTION

FEATURE CODES

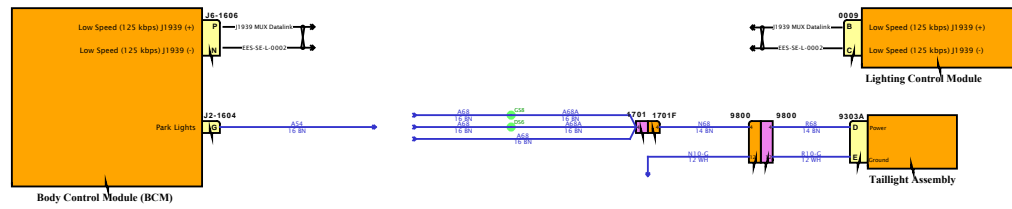


SOFTWARE FEATURE CODES



DESIGN DESCRIPTION

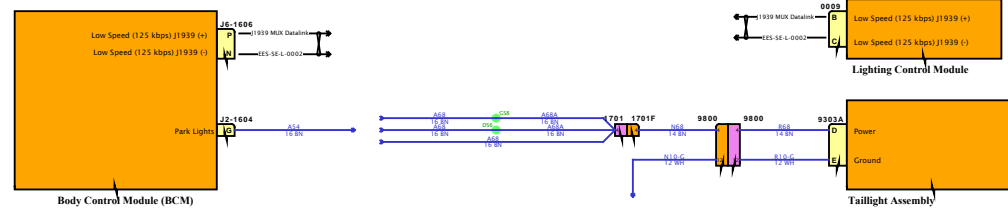
FEATURE CODES



SOFTWARE FEATURE CODES

DESIGN DESCRIPTION

FEATURE CODES

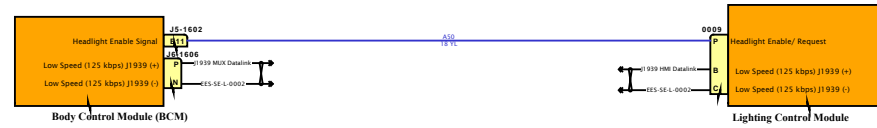


SOFTWARE FEATURE CODES

Diagram1-Combination1

DESIGN DESCRIPTION

FEATURE CODES

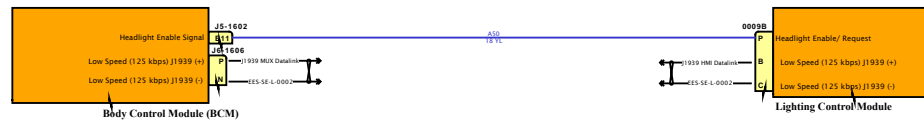


SOFTWARE FEATURE CODES



DESIGN DESCRIPTION

FEATURE CODES

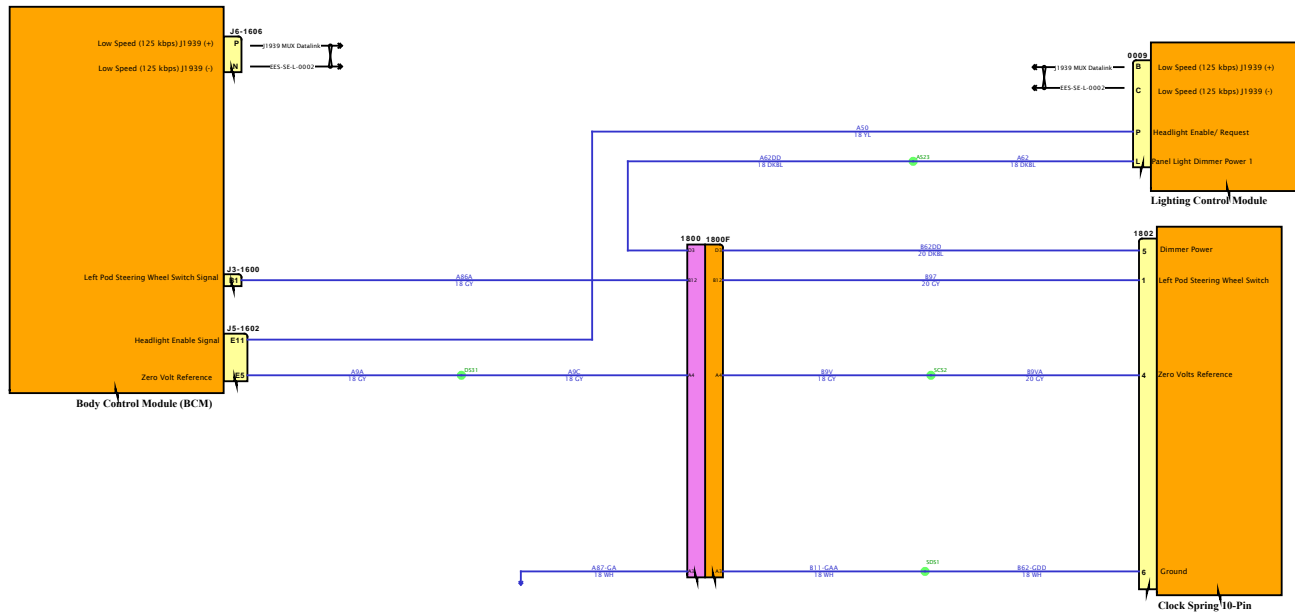


SOFTWARE FEATURE CODES

Diagram1-Combination1

DESIGN DESCRIPTION

FEATURE CODES



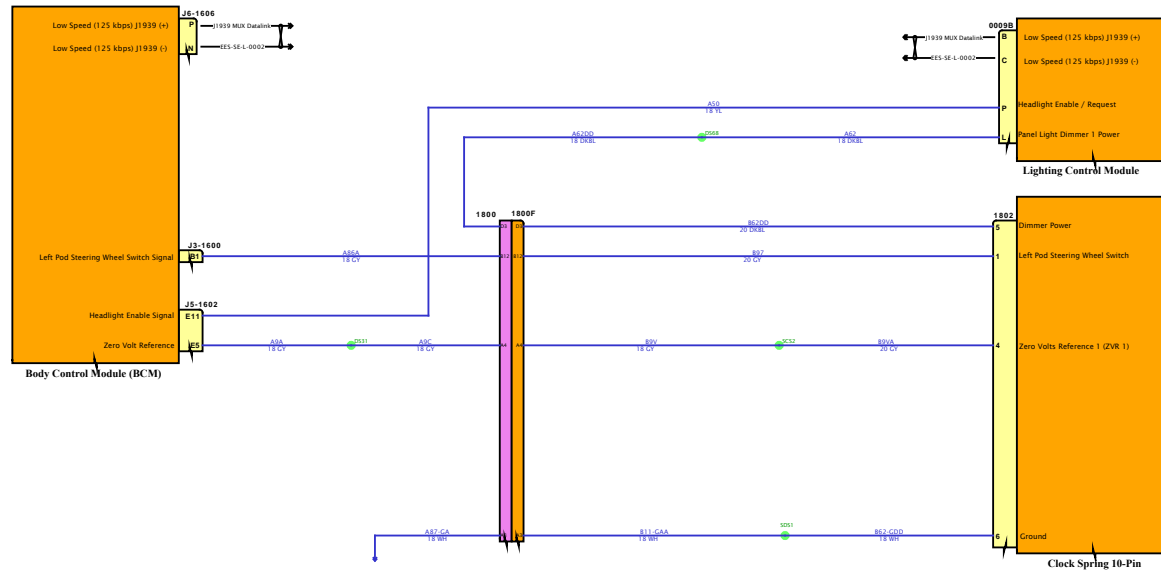
SOFTWARE FEATURE CODES



Diagram1-Combination2

DESIGN DESCRIPTION

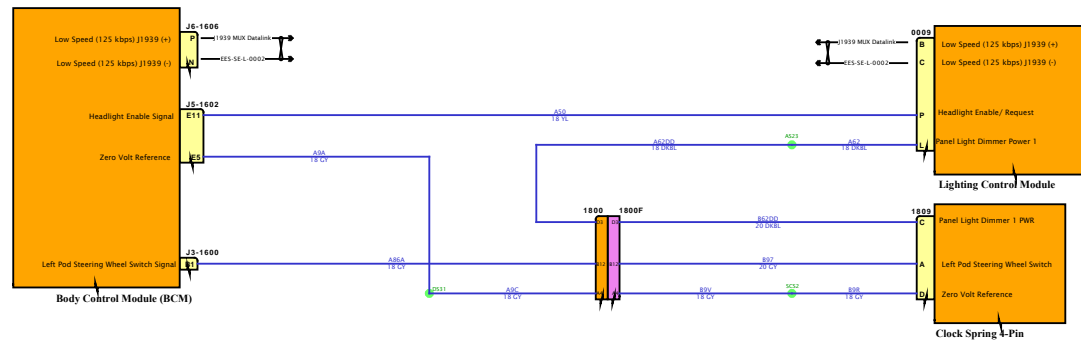
FEATURE CODES



SOFTWARE FEATURE CODES



Diagram1-Combination1



DESIGN DESCRIPTION

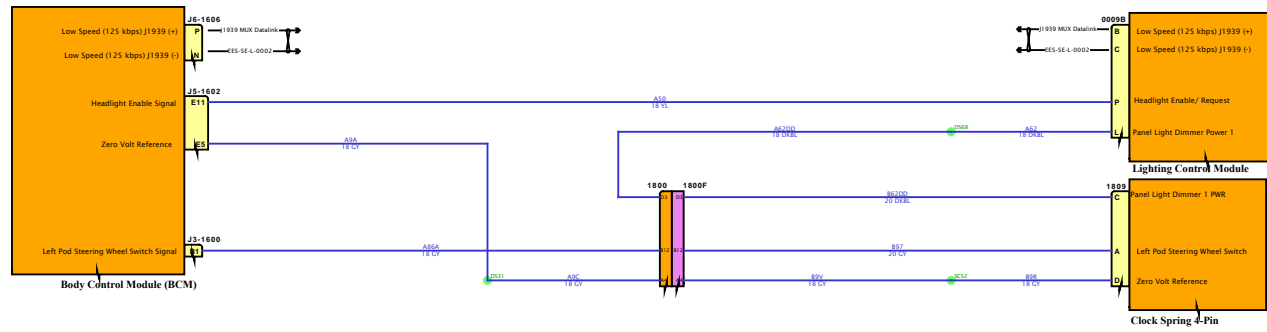
FEATURE CODES

SOFTWARE FEATURE CODES



DESIGN DESCRIPTION

FEATURE CODES



SOFTWARE FEATURE CODES



Diagram1-Combination1

DESIGN DESCRIPTION

FEATURE CODES



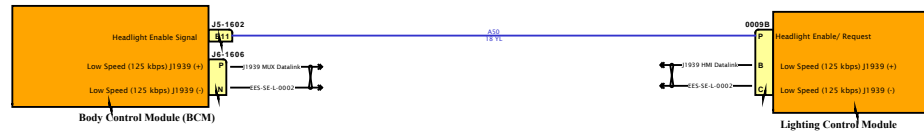
SOFTWARE FEATURE CODES



Diagram1-Combination2

DESIGN DESCRIPTION

FEATURE CODES



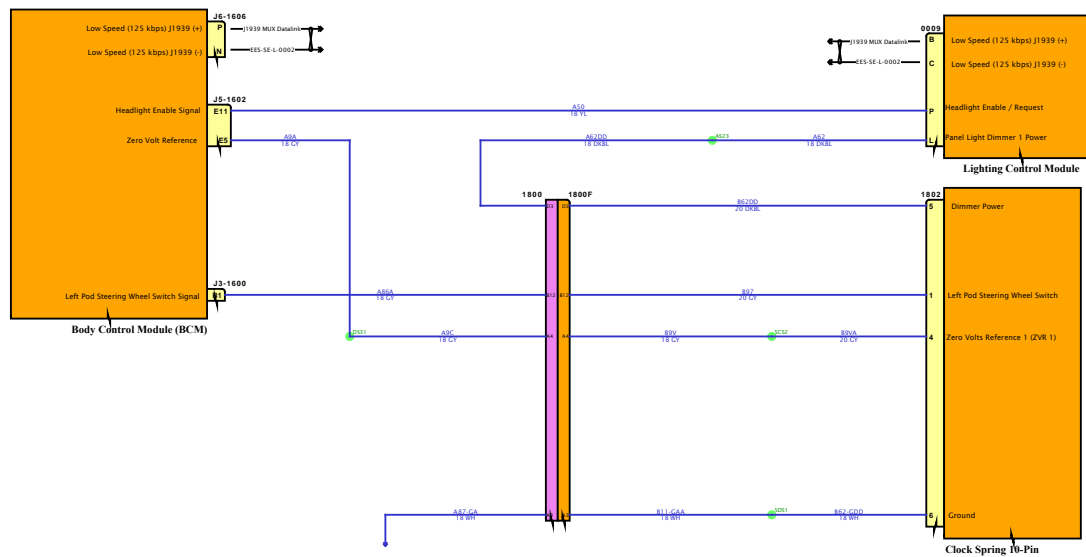
SOFTWARE FEATURE CODES



Diagram1-Combination1

DESIGN DESCRIPTION

FEATURE CODES



SOFTWARE FEATURE CODES



DESIGN DESCRIPTION

FEATURE CODES

SOFTWARE FEATURE CODES

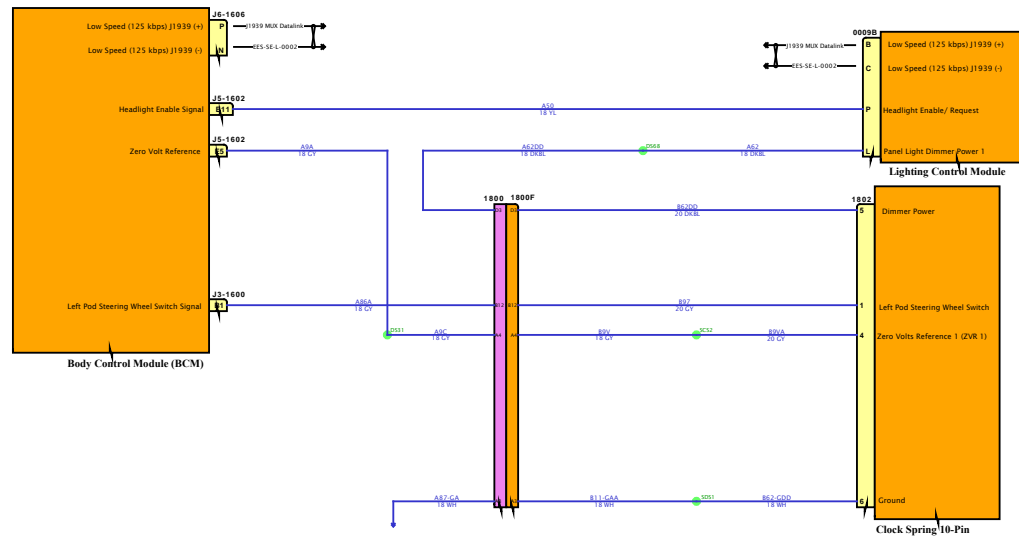
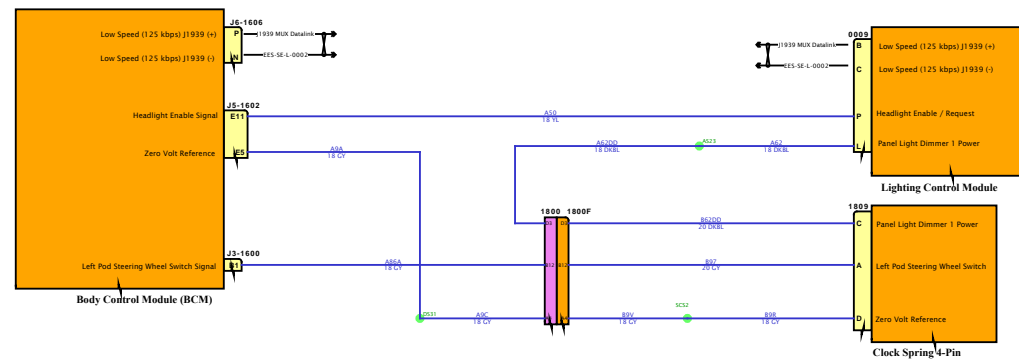


Diagram1-Combination1



DESIGN DESCRIPTION

FEATURE CODES

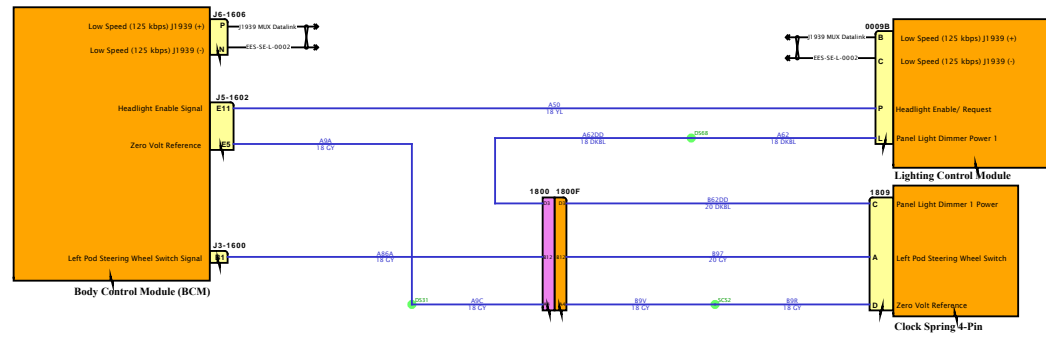
SOFTWARE FEATURE CODES



Diagram1-Combination2

DESIGN DESCRIPTION


FEATURE CODES



SOFTWARE FEATURE CODES



Diagram1



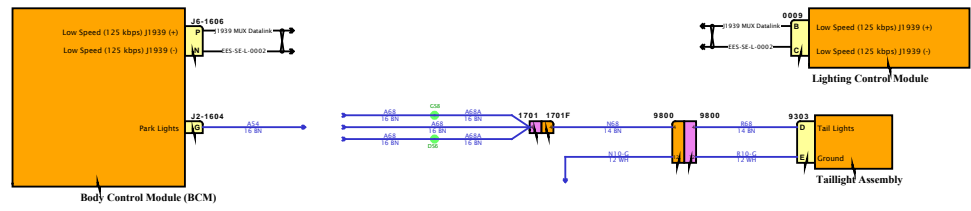
DESIGN DESCRIPTION

FEATURE CODES

SOFTWARE FEATURE CODES

NASTAR
NATIONAL ASSOCIATION OF STATE TRAFFIC AGENCIES

Diagram1



DESIGN DESCRIPTION

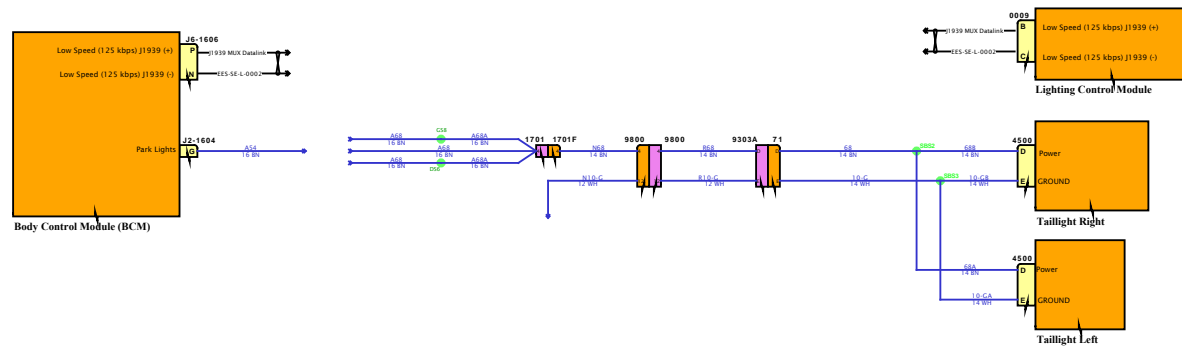
FEATURE CODES

SOFTWARE FEATURE CODES



DESIGN DESCRIPTION

FEATURE CODES



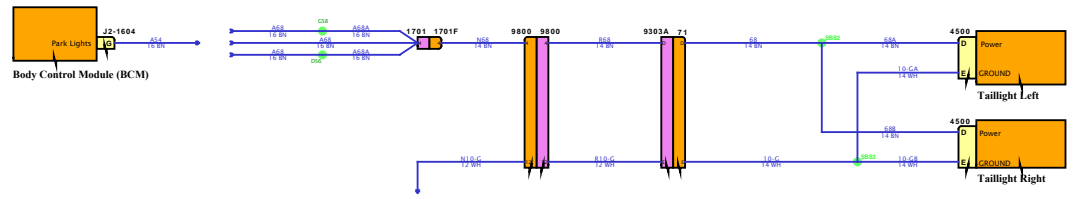
SOFTWARE FEATURE CODES



Diagram1

DESIGN DESCRIPTION

FEATURE CODES

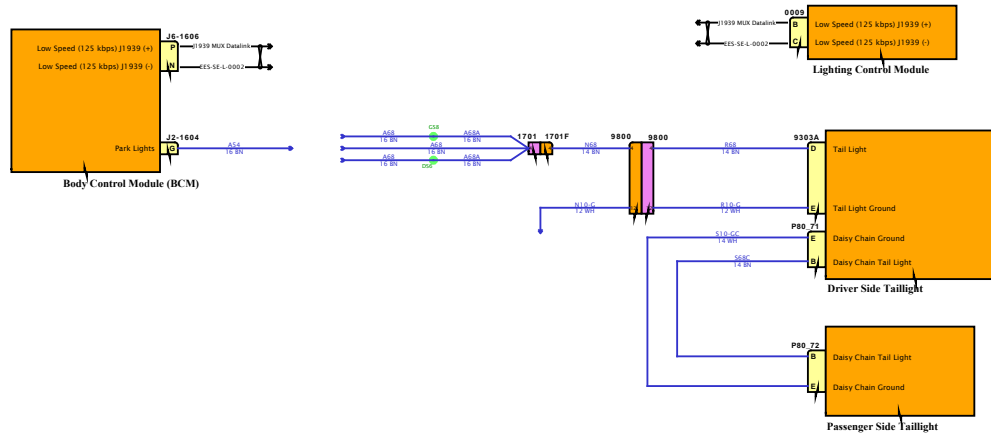


SOFTWARE FEATURE CODES



DESIGN DESCRIPTION

FEATURE CODES

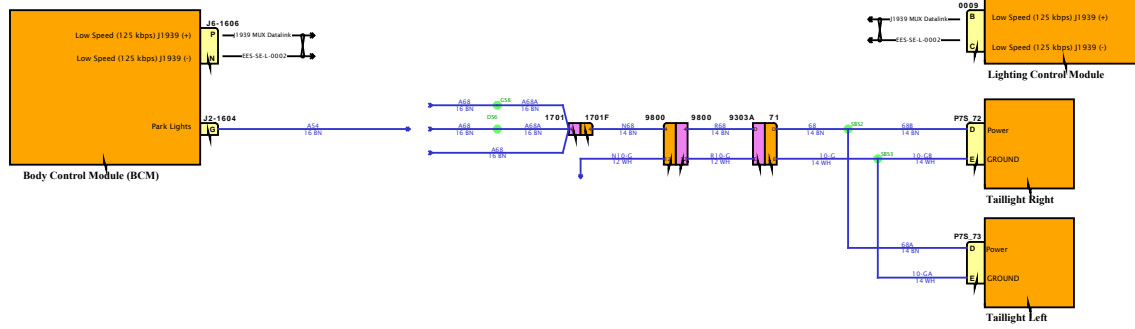


SOFTWARE FEATURE CODES



DESIGN DESCRIPTION

FEATURE CODES

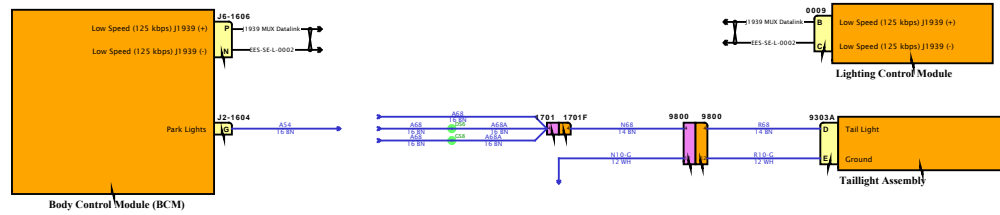


SOFTWARE FEATURE CODES



DESIGN DESCRIPTION

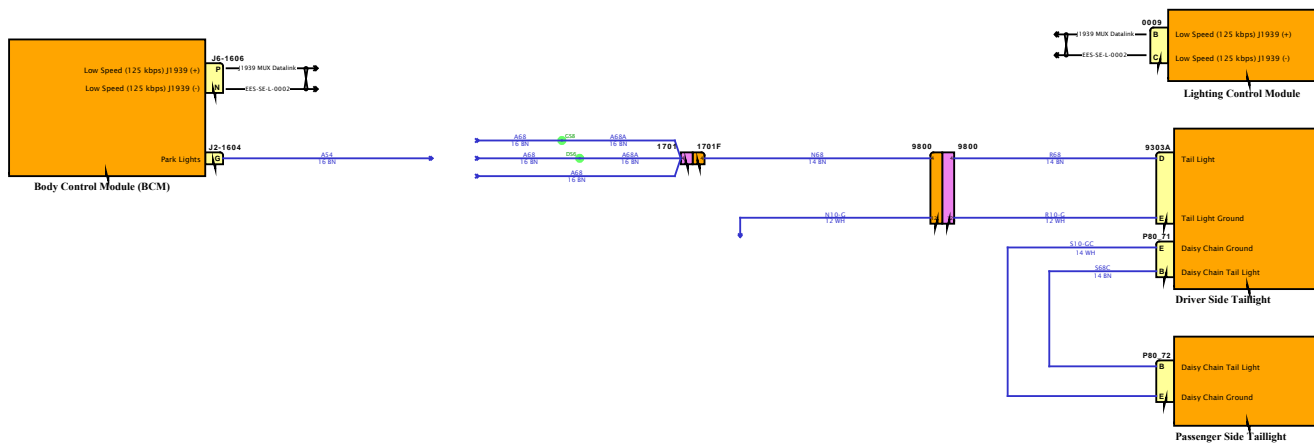
FEATURE CODES



SOFTWARE FEATURE CODES



Diagram1



DESIGN DESCRIPTION

FEATURE CODES

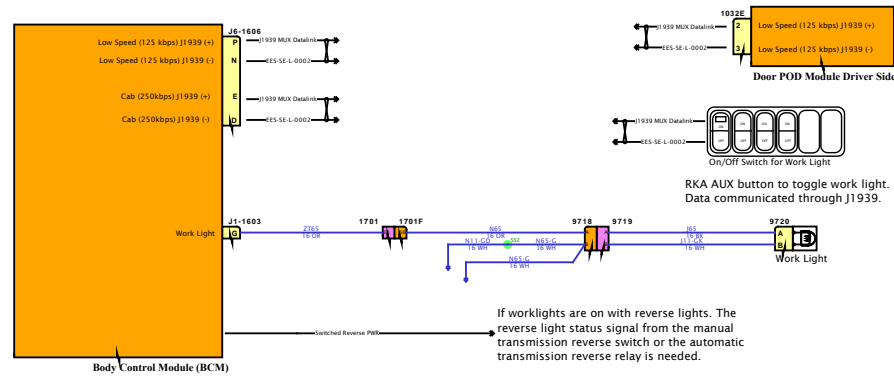
SOFTWARE FEATURE CODES



Diagram1-Combination1

DESIGN DESCRIPTION

FEATURE CODES



SOFTWARE FEATURE CODES



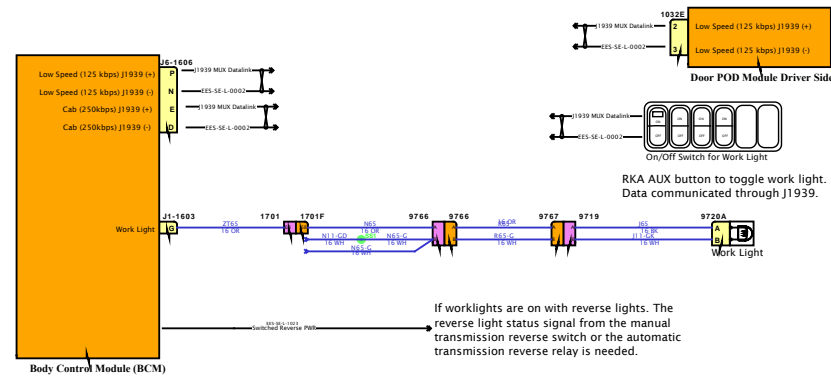
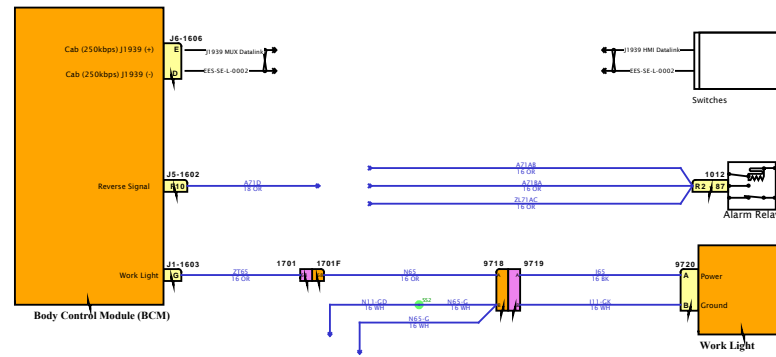


Diagram1-Combination1

DESIGN DESCRIPTION

FEATURE CODES



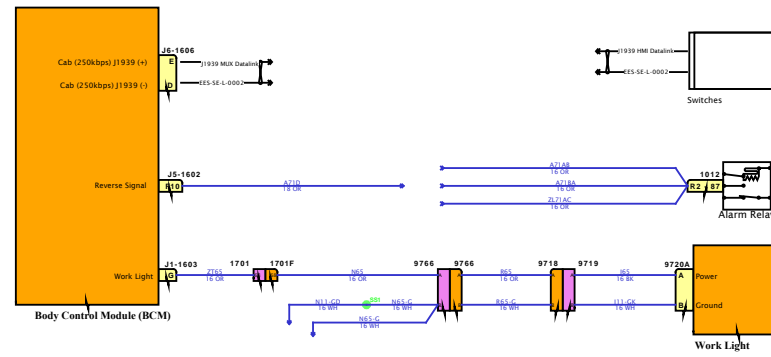
SOFTWARE FEATURE CODES



Diagram 1-Combination2

DESIGN DESCRIPTION

FEATURE CODES



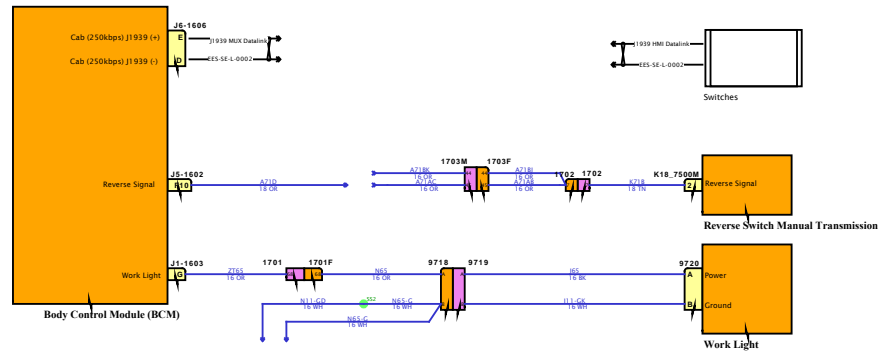
SOFTWARE FEATURE CODES



Diagram1-Combination1

DESIGN DESCRIPTION

FEATURE CODES

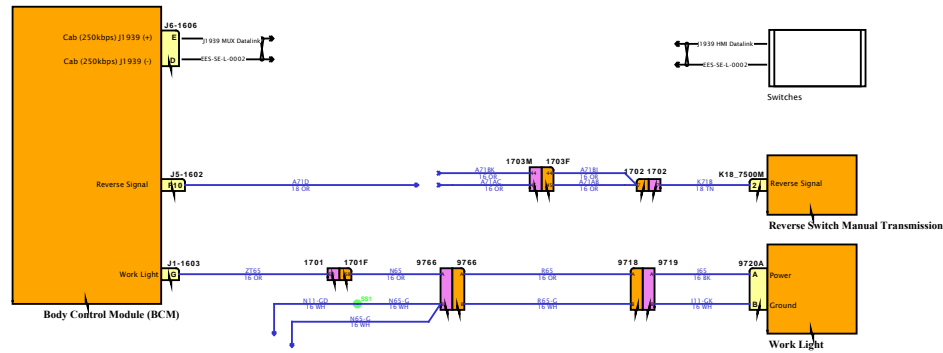


SOFTWARE FEATURE CODES



DESIGN DESCRIPTION

FEATURE CODES

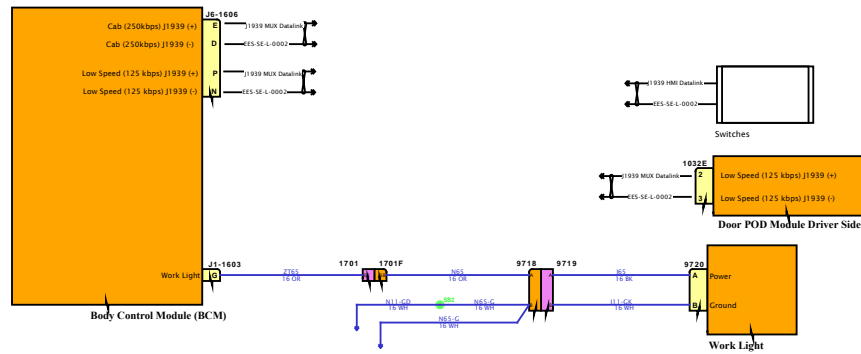


SOFTWARE FEATURE CODES

Diagram1-Combination1

DESIGN DESCRIPTION

FEATURE CODES

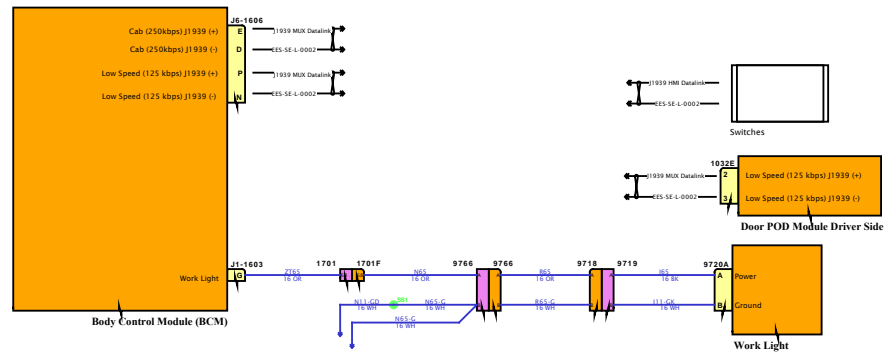


SOFTWARE FEATURE CODES



DESIGN DESCRIPTION

FEATURE CODES

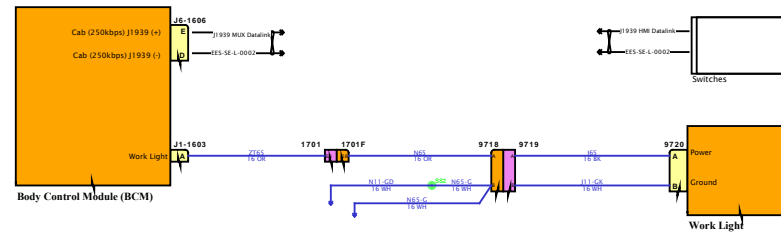


SOFTWARE FEATURE CODES

Diagram1-Combination1

DESIGN DESCRIPTION

FEATURE CODES

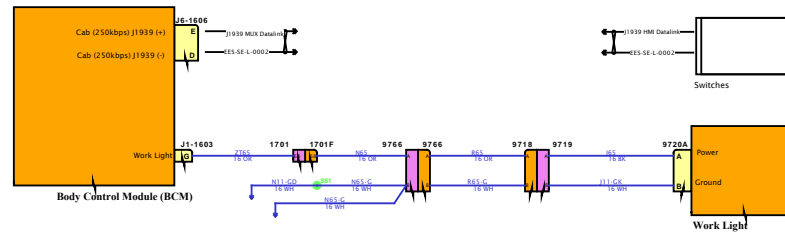


SOFTWARE FEATURE CODES



DESIGN DESCRIPTION

FEATURE CODES



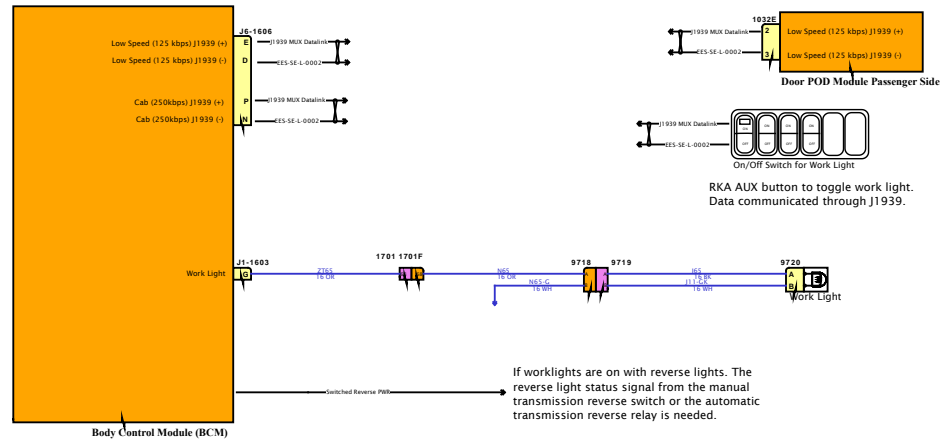
SOFTWARE FEATURE CODES



Diagram1-Combination1

DESIGN DESCRIPTION

FEATURE CODES



SOFTWARE FEATURE CODES



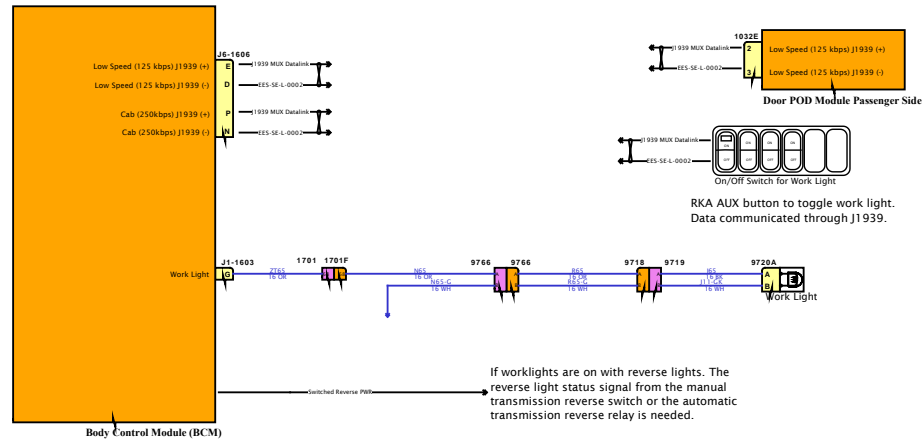
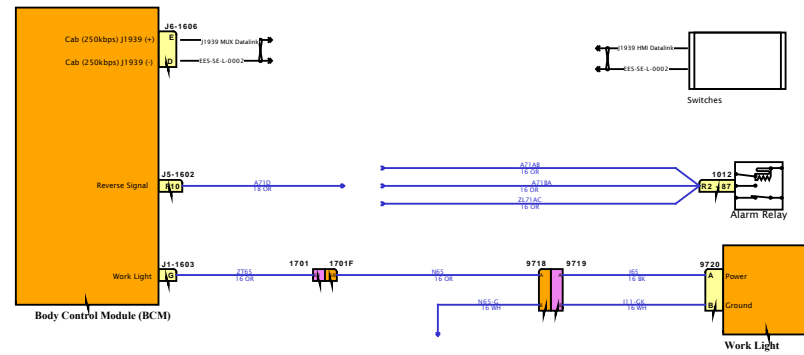


Diagram1-Combination1

DESIGN DESCRIPTION

FEATURE CODES

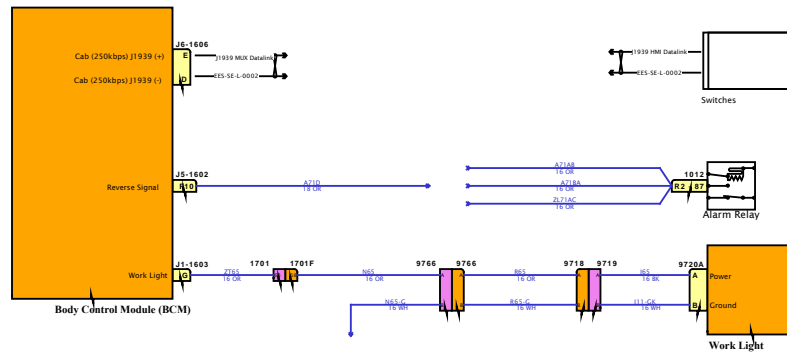


SOFTWARE FEATURE CODES



DESIGN DESCRIPTION

FEATURE CODES

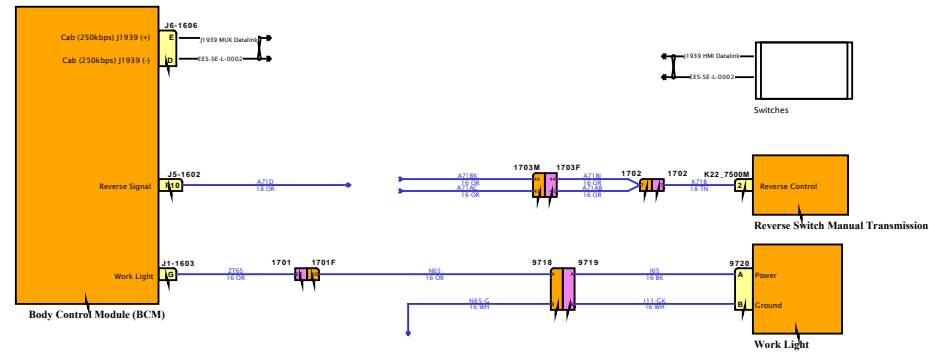


SOFTWARE FEATURE CODES

Diagram1-Combination1

DESIGN DESCRIPTION

FEATURE CODES

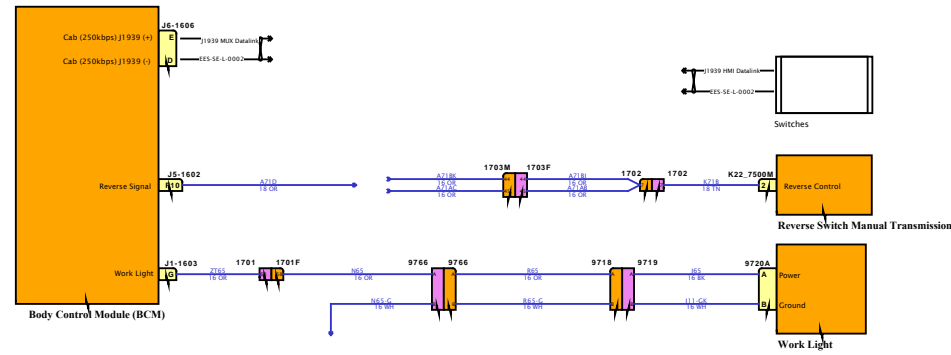


SOFTWARE FEATURE CODES



DESIGN DESCRIPTION

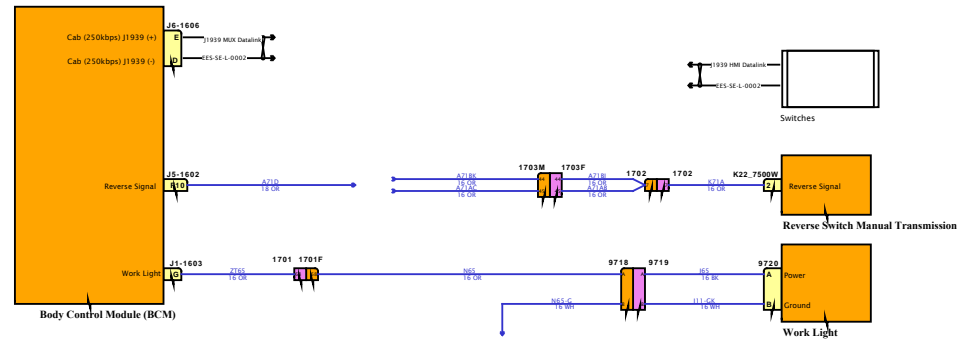
FEATURE CODES



SOFTWARE FEATURE CODES

DESIGN DESCRIPTION

FEATURE CODES

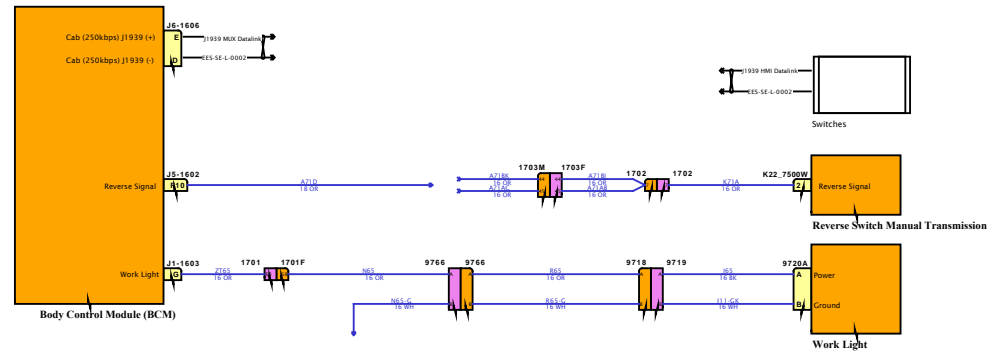


SOFTWARE FEATURE CODES

Diagram1-Combination4

DESIGN DESCRIPTION

FEATURE CODES



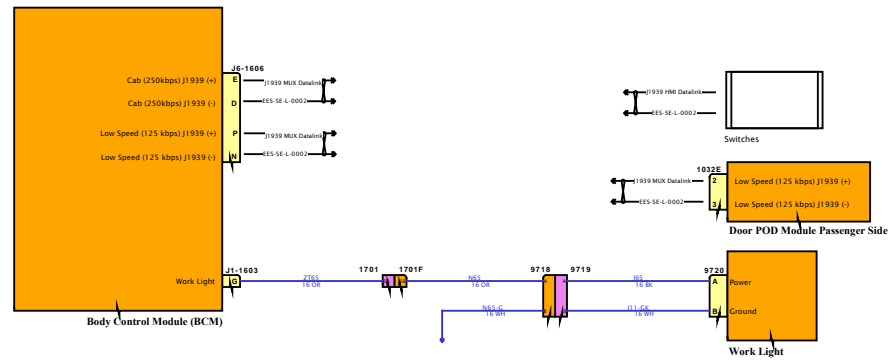
SOFTWARE FEATURE CODES



Diagram1-Combination1

DESIGN DESCRIPTION

FEATURE CODES

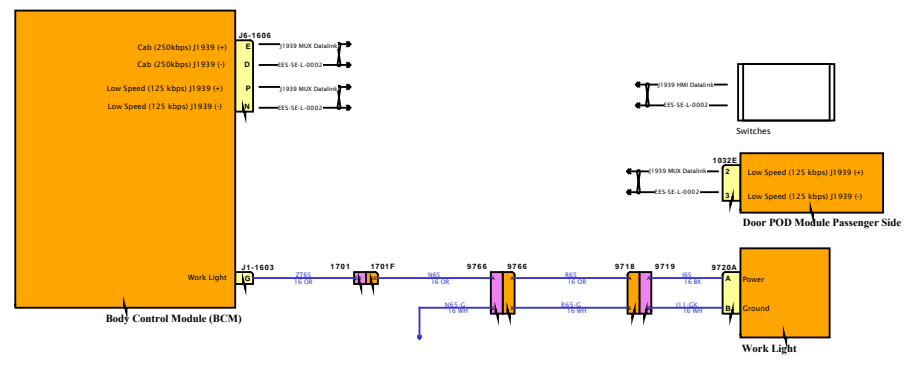


SOFTWARE FEATURE CODES



DESIGN DESCRIPTION

FEATURE CODES



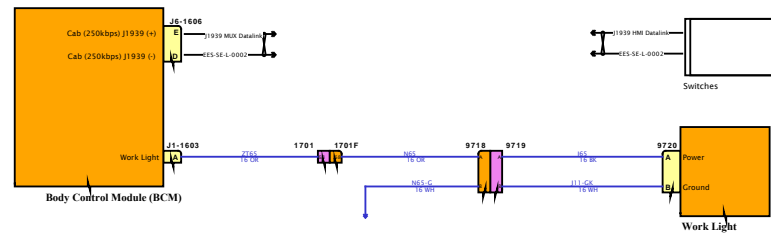
SOFTWARE FEATURE CODES



Diagram1-Combination1

DESIGN DESCRIPTION

FEATURE CODES

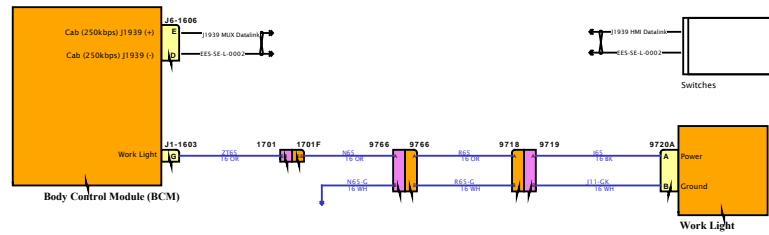


SOFTWARE FEATURE CODES



DESIGN DESCRIPTION

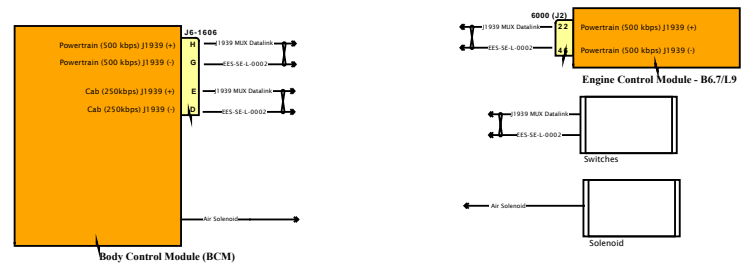
FEATURE CODES



SOFTWARE FEATURE CODES



Diagram1



DESIGN DESCRIPTION

FEATURE CODES

SOFTWARE FEATURE CODES



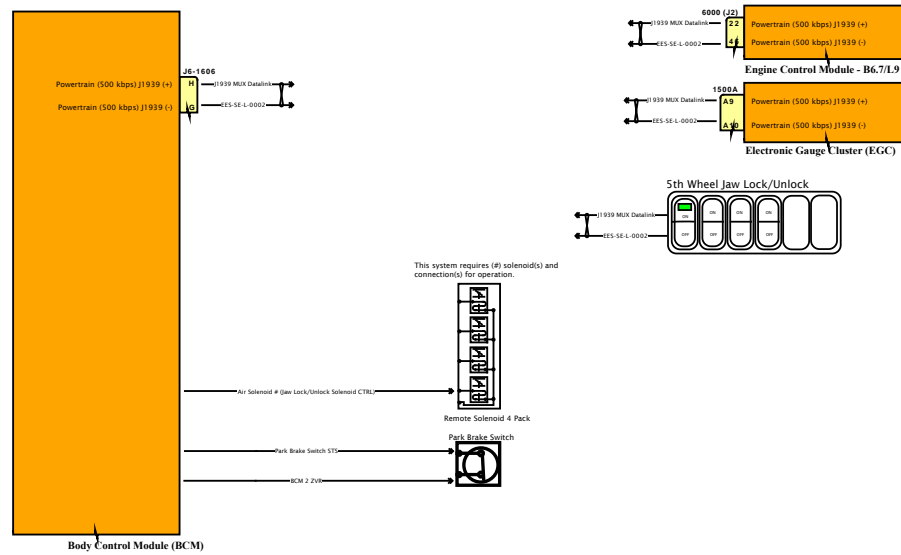
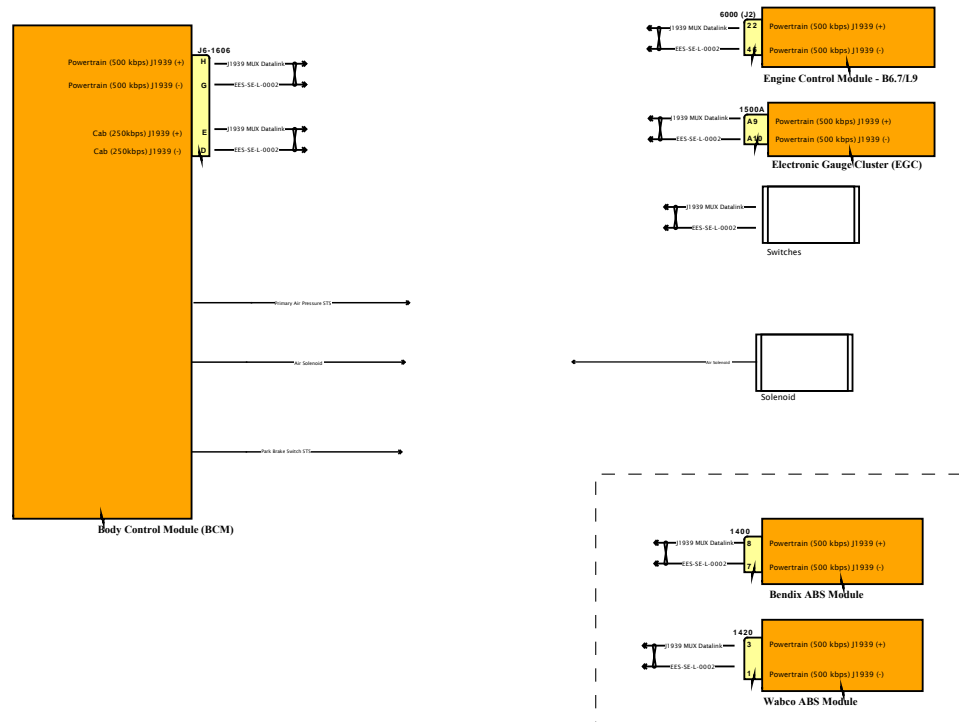


Diagram1

DESIGN DESCRIPTION

FEATURE CODES



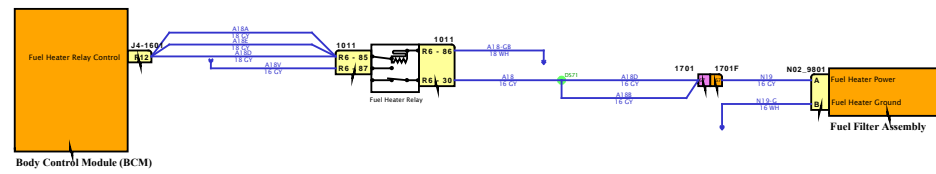
SOFTWARE FEATURE CODES



Diagram1-Combination1

DESIGN DESCRIPTION

FEATURE CODES

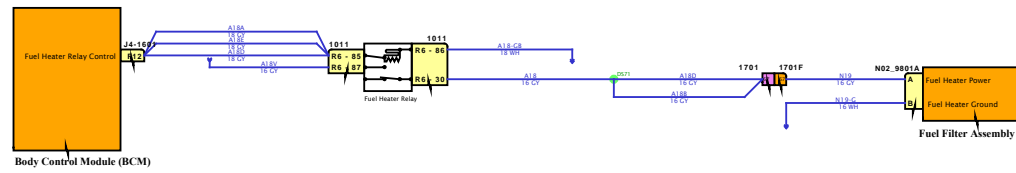


SOFTWARE FEATURE CODES



DESIGN DESCRIPTION

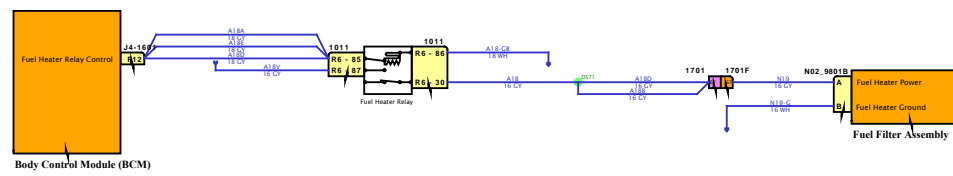
FEATURE CODES



SOFTWARE FEATURE CODES

DESIGN DESCRIPTION

FEATURE CODES

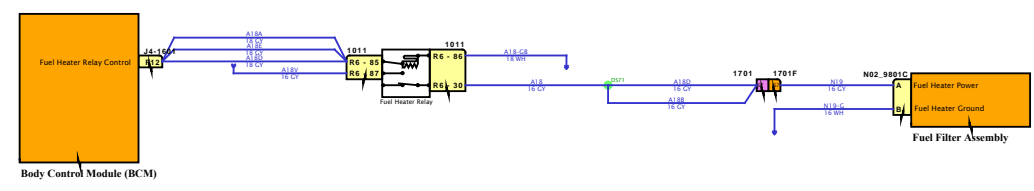


SOFTWARE FEATURE CODES



DESIGN DESCRIPTION

FEATURE CODES

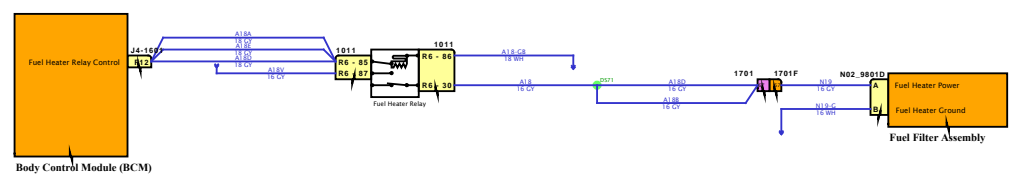


SOFTWARE FEATURE CODES



DESIGN DESCRIPTION

FEATURE CODES

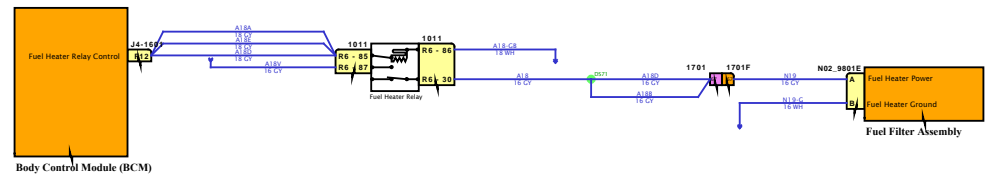


SOFTWARE FEATURE CODES



DESIGN DESCRIPTION

FEATURE CODES

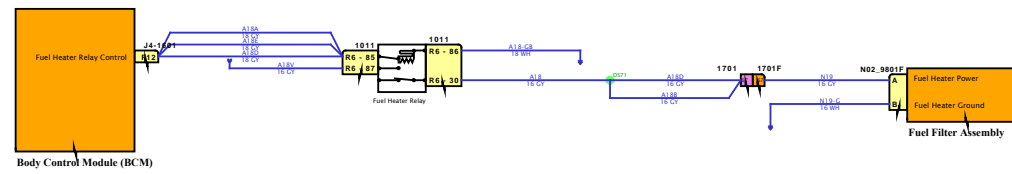


SOFTWARE FEATURE CODES



DESIGN DESCRIPTION

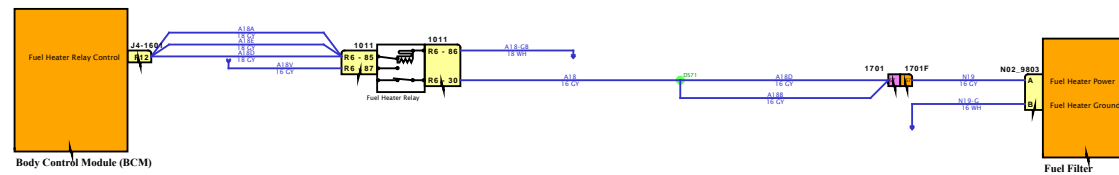
FEATURE CODES



SOFTWARE FEATURE CODES

DESIGN DESCRIPTION

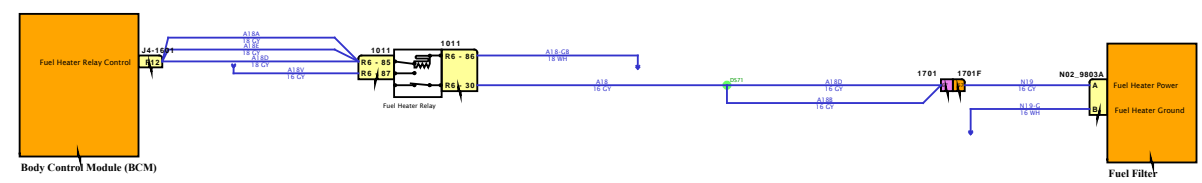
FEATURE CODES



SOFTWARE FEATURE CODES

DESIGN DESCRIPTION

FEATURE CODES

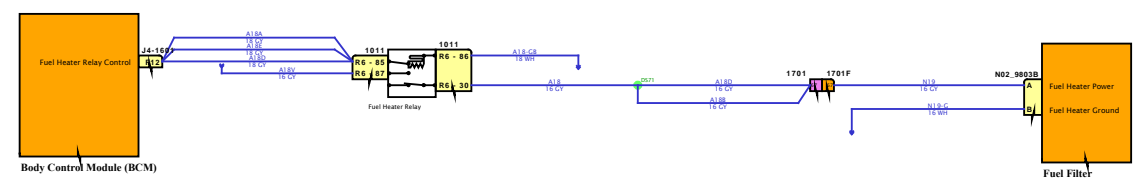


SOFTWARE FEATURE CODES



DESIGN DESCRIPTION

FEATURE CODES



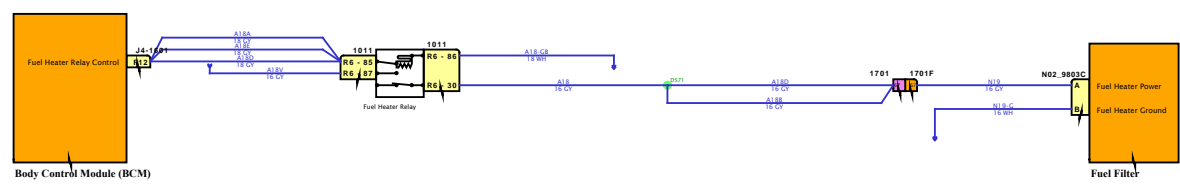
SOFTWARE FEATURE CODES



Diagram1-Combination4

DESIGN DESCRIPTION

FEATURE CODES

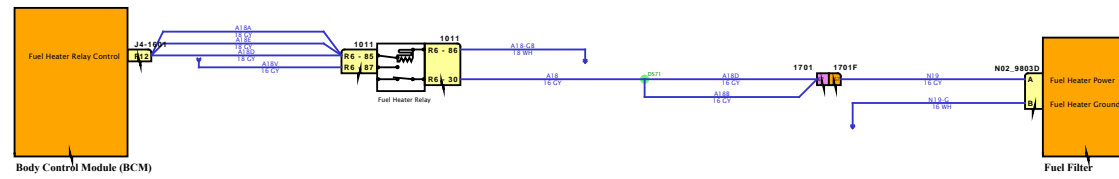


SOFTWARE FEATURE CODES



DESIGN DESCRIPTION

FEATURE CODES



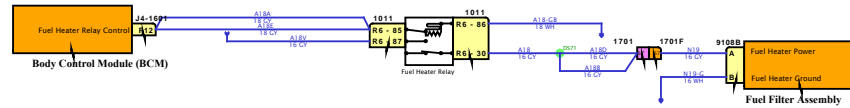
SOFTWARE FEATURE CODES



Diagram1-Combination1

DESIGN DESCRIPTION

FEATURE CODES

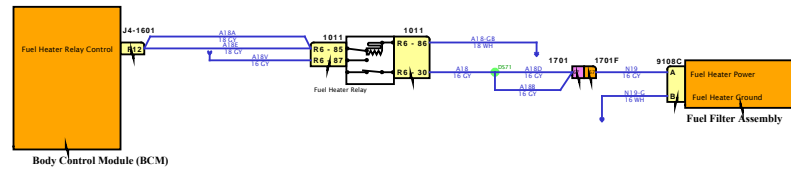


SOFTWARE FEATURE CODES



DESIGN DESCRIPTION

FEATURE CODES

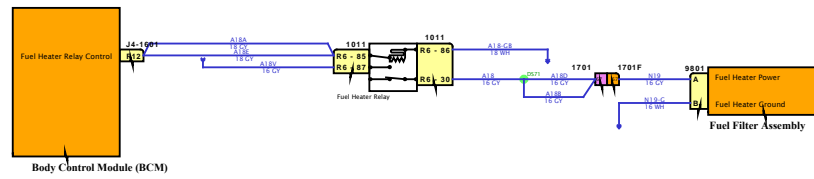


SOFTWARE FEATURE CODES



DESIGN DESCRIPTION

FEATURE CODES

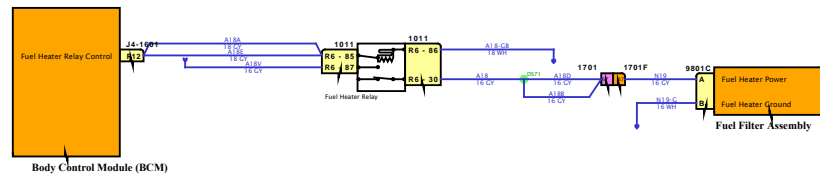


SOFTWARE FEATURE CODES



DESIGN DESCRIPTION

FEATURE CODES

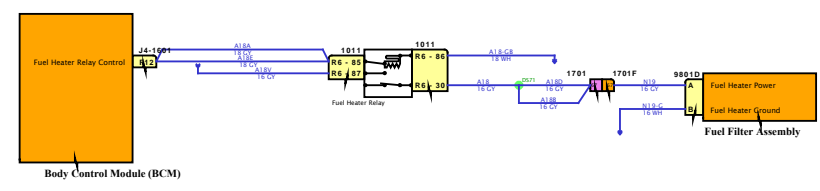


SOFTWARE FEATURE CODES



DESIGN DESCRIPTION

FEATURE CODES

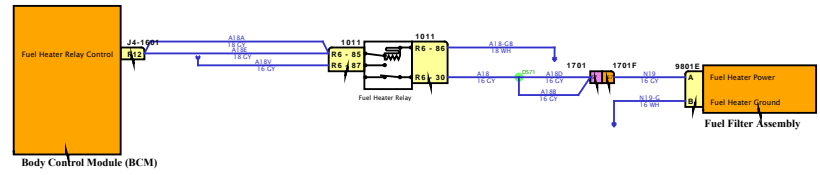


SOFTWARE FEATURE CODES



DESIGN DESCRIPTION

FEATURE CODES

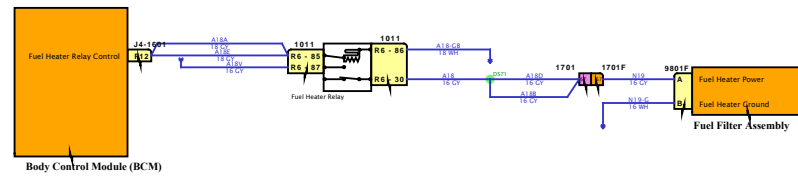


SOFTWARE FEATURE CODES



DESIGN DESCRIPTION

FEATURE CODES

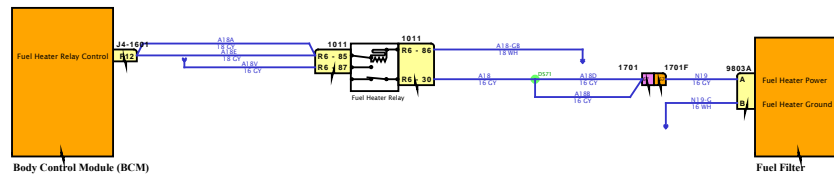


SOFTWARE FEATURE CODES



DESIGN DESCRIPTION

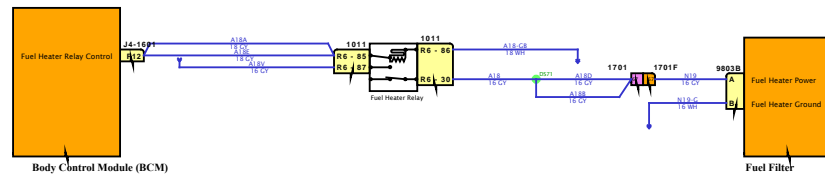
FEATURE CODES



SOFTWARE FEATURE CODES

DESIGN DESCRIPTION

FEATURE CODES

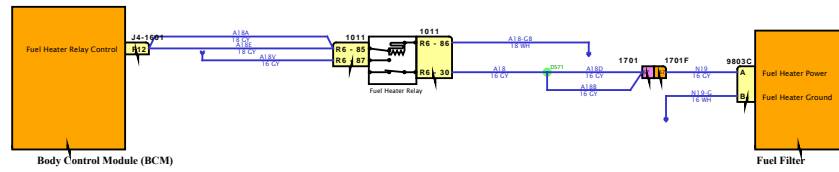


SOFTWARE FEATURE CODES



DESIGN DESCRIPTION

FEATURE CODES

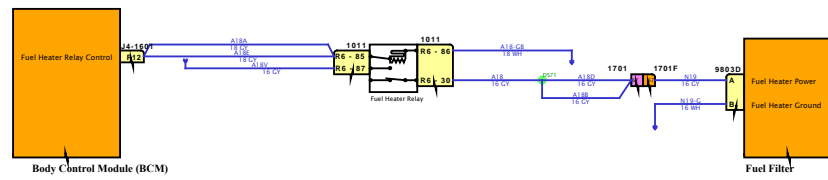


SOFTWARE FEATURE CODES



DESIGN DESCRIPTION

FEATURE CODES



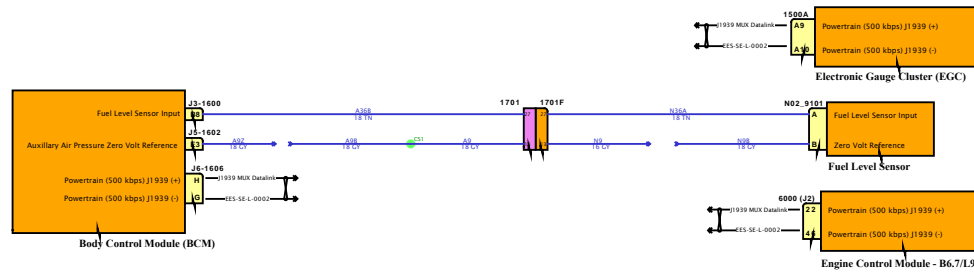
SOFTWARE FEATURE CODES



Diagram1-Combination1

DESIGN DESCRIPTION

FEATURE CODES

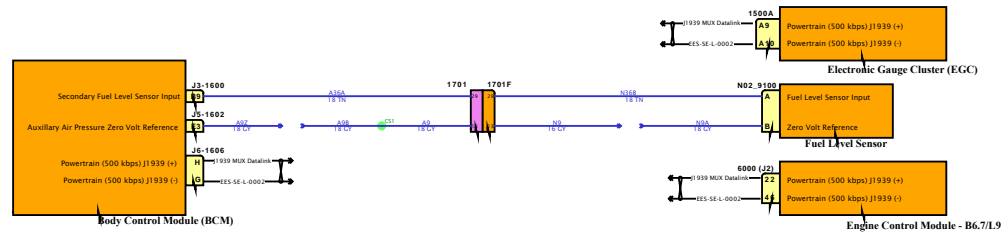


SOFTWARE FEATURE CODES



DESIGN DESCRIPTION

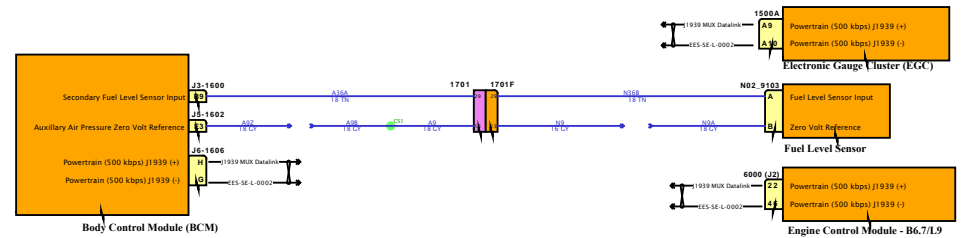
FEATURE CODES



SOFTWARE FEATURE CODES

DESIGN DESCRIPTION

FEATURE CODES



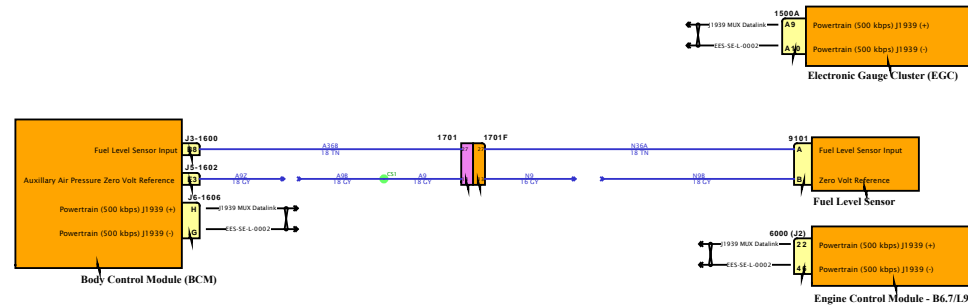
SOFTWARE FEATURE CODES



Diagram1-Combination1

DESIGN DESCRIPTION

FEATURE CODES

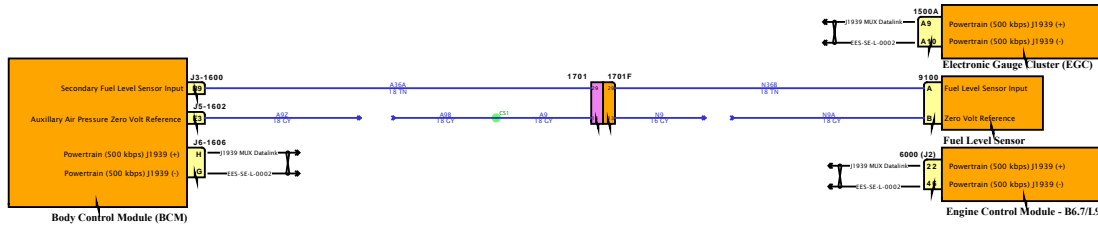


SOFTWARE FEATURE CODES



DESIGN DESCRIPTION

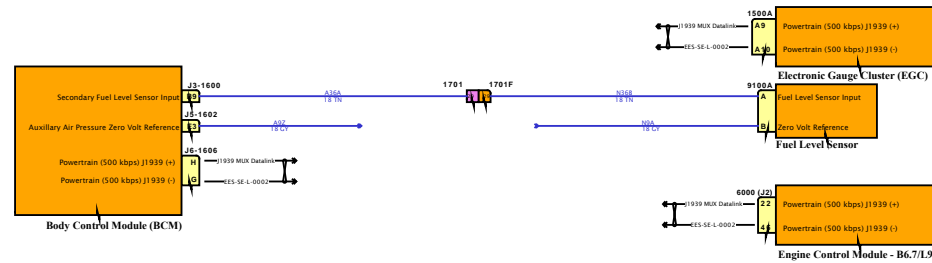
FEATURE CODES



SOFTWARE FEATURE CODES

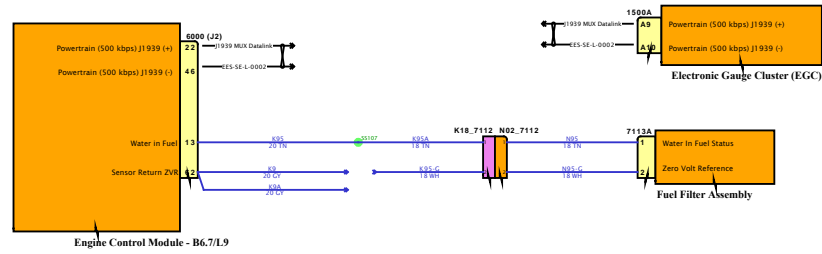
DESIGN DESCRIPTION

FEATURE CODES



SOFTWARE FEATURE CODES

Diagram1-Combination1



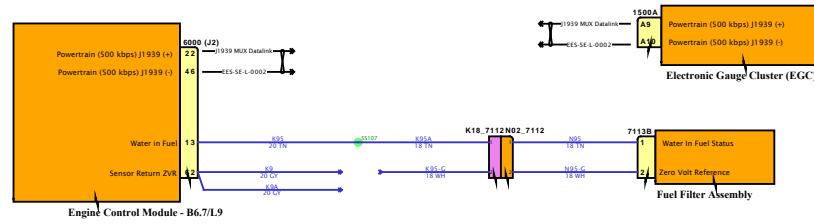
DESIGN DESCRIPTION

FEATURE CODES

SOFTWARE FEATURE CODES



Diagram1-Combination2



DESIGN DESCRIPTION

FEATURE CODES

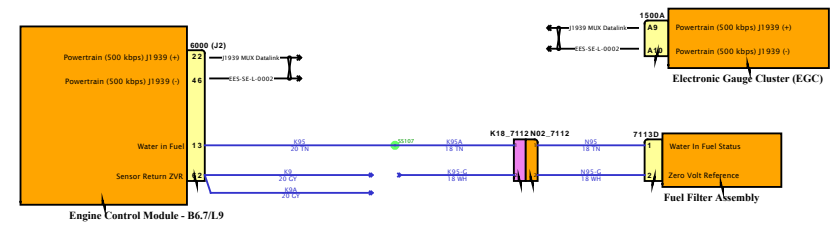
SOFTWARE FEATURE CODES



Diagram1-Combination3

DESIGN DESCRIPTION

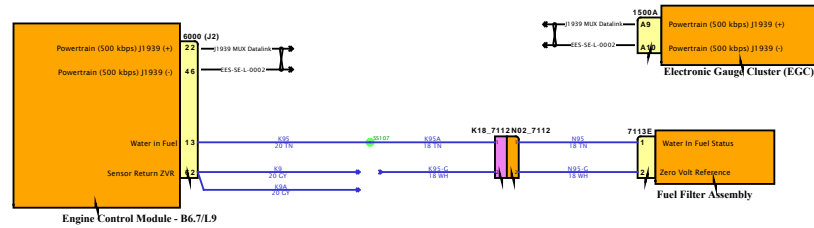
FEATURE CODES



SOFTWARE FEATURE CODES



Diagram1-Combination4



DESIGN DESCRIPTION

FEATURE CODES

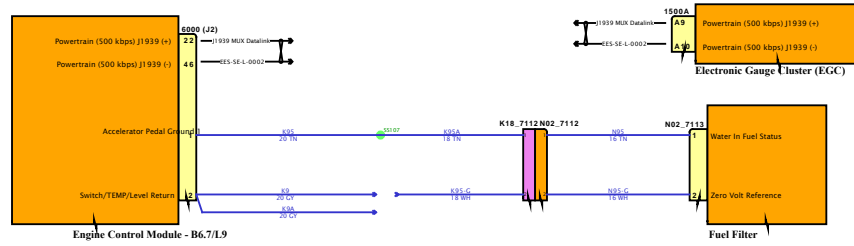
SOFTWARE FEATURE CODES



Diagram1-Combination1

DESIGN DESCRIPTION

FEATURE CODES

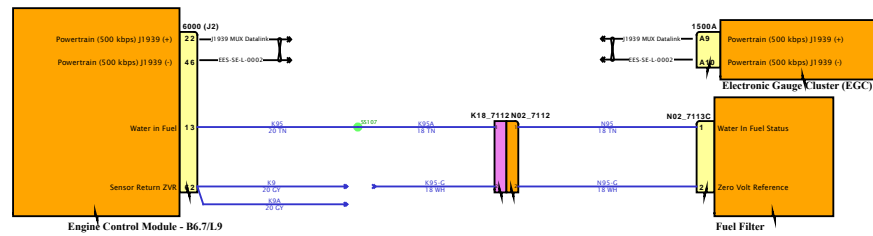


SOFTWARE FEATURE CODES



DESIGN DESCRIPTION

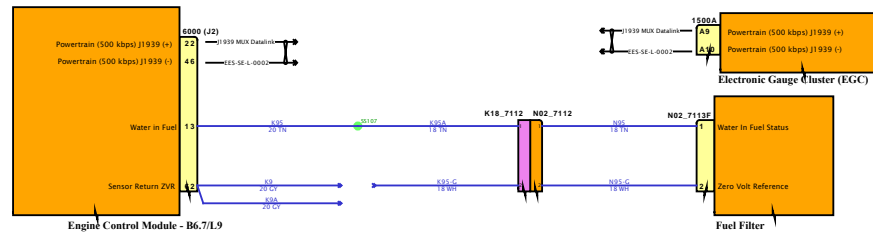
FEATURE CODES



SOFTWARE FEATURE CODES

DESIGN DESCRIPTION

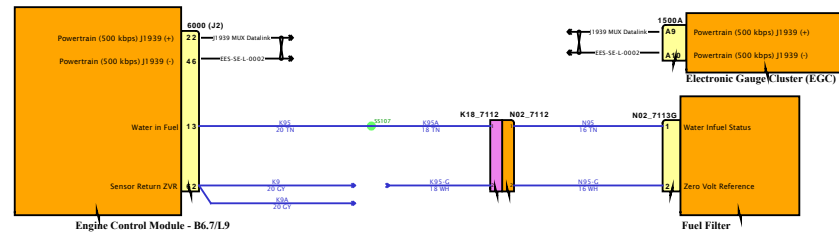
FEATURE CODES



SOFTWARE FEATURE CODES

DESIGN DESCRIPTION

FEATURE CODES

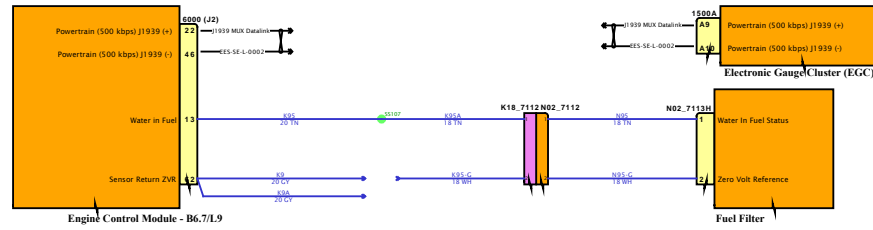


SOFTWARE FEATURE CODES



DESIGN DESCRIPTION

FEATURE CODES



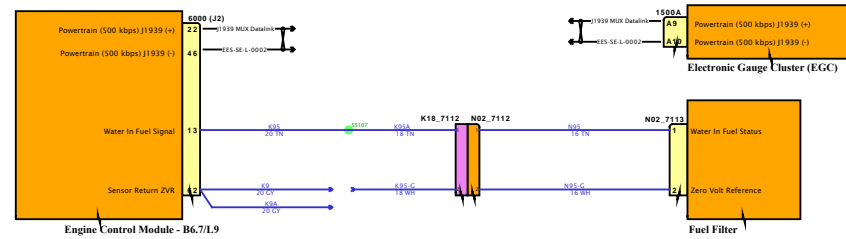
SOFTWARE FEATURE CODES



Diagram1-Combination1

DESIGN DESCRIPTION

FEATURE CODES

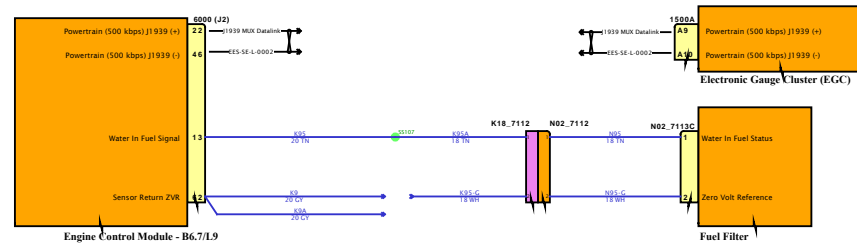


SOFTWARE FEATURE CODES



DESIGN DESCRIPTION

FEATURE CODES

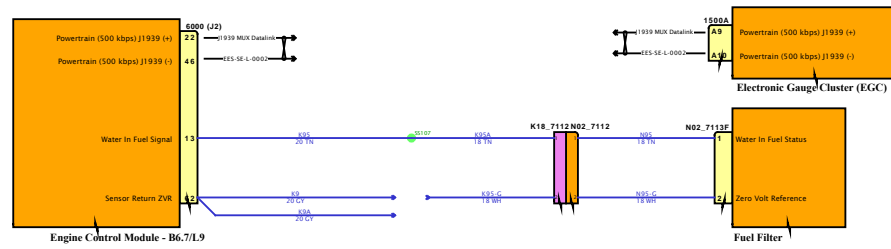


SOFTWARE FEATURE CODES

Diagram1-Combination3

DESIGN DESCRIPTION

FEATURE CODES

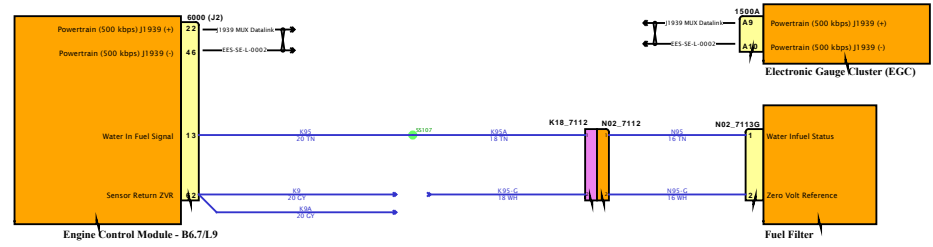


SOFTWARE FEATURE CODES



DESIGN DESCRIPTION

FEATURE CODES

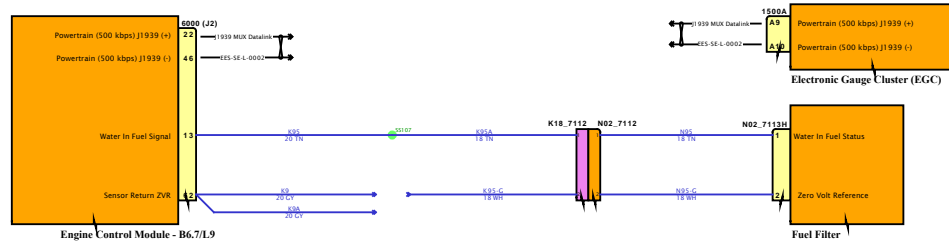


SOFTWARE FEATURE CODES



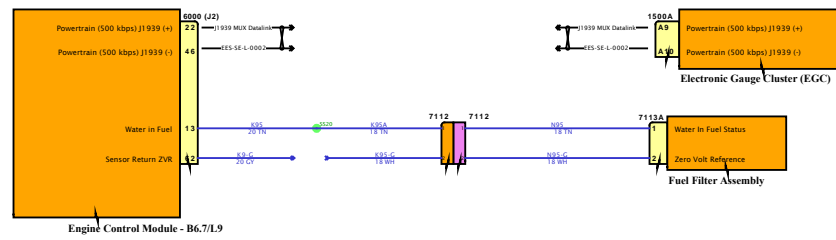
DESIGN DESCRIPTION

FEATURE CODES



SOFTWARE FEATURE CODES

Diagram1-Combination1



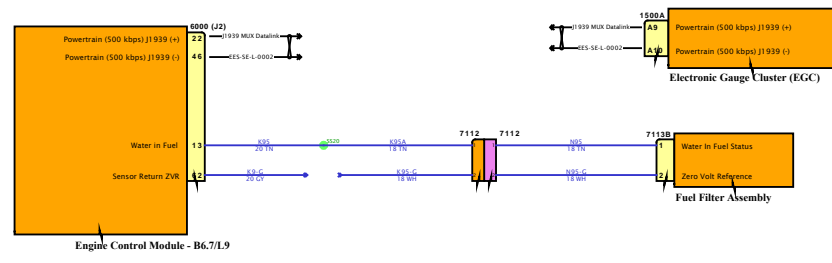
DESIGN DESCRIPTION

FEATURE CODES

SOFTWARE FEATURE CODES



Diagram1-Combination2



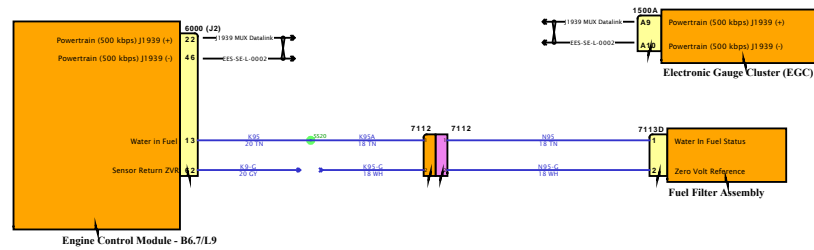
DESIGN DESCRIPTION

FEATURE CODES

SOFTWARE FEATURE CODES



Diagram1-Combination3



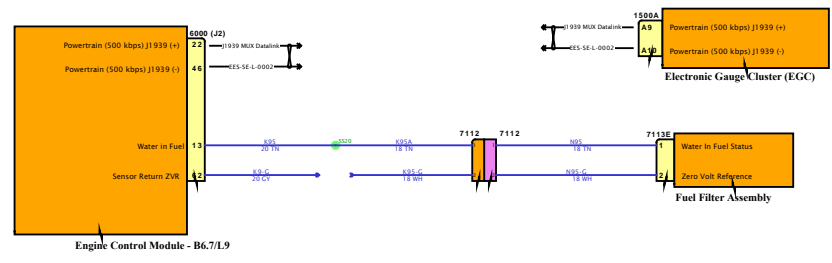
DESIGN DESCRIPTION

FEATURE CODES

SOFTWARE FEATURE CODES



Diagram1-Combination4



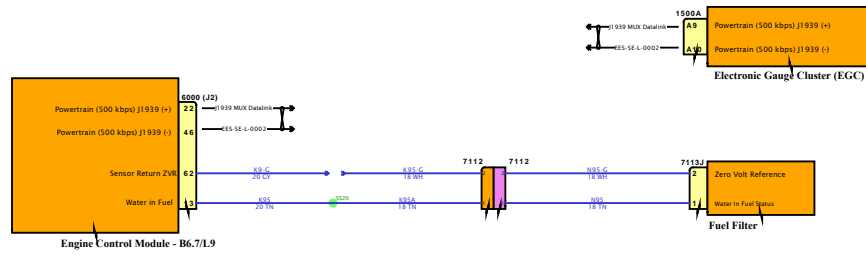
DESIGN DESCRIPTION

FEATURE CODES

SOFTWARE FEATURE CODES



Diagram1



DESIGN DESCRIPTION

FEATURE CODES

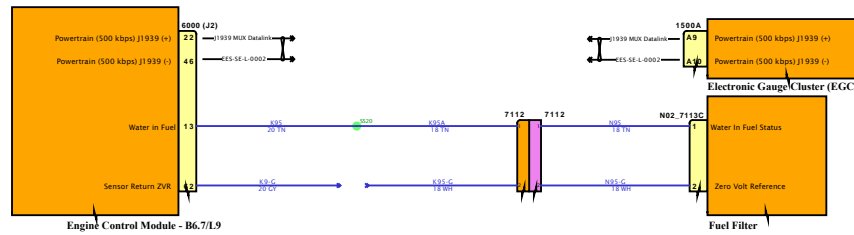
SOFTWARE FEATURE CODES



Diagram1-Combination1

DESIGN DESCRIPTION

FEATURE CODES

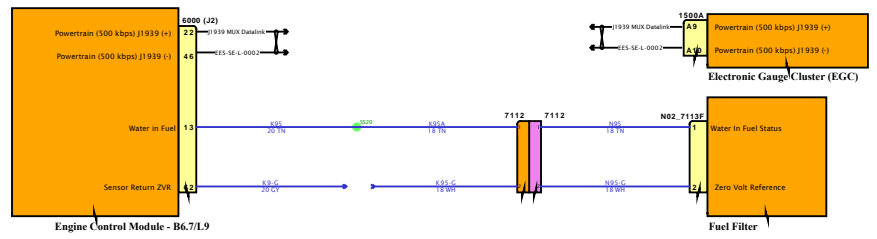


SOFTWARE FEATURE CODES



DESIGN DESCRIPTION

FEATURE CODES

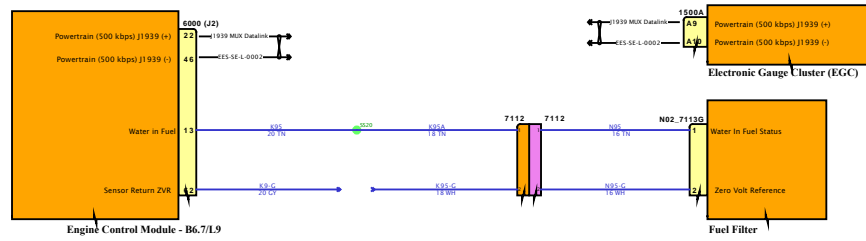


SOFTWARE FEATURE CODES



DESIGN DESCRIPTION

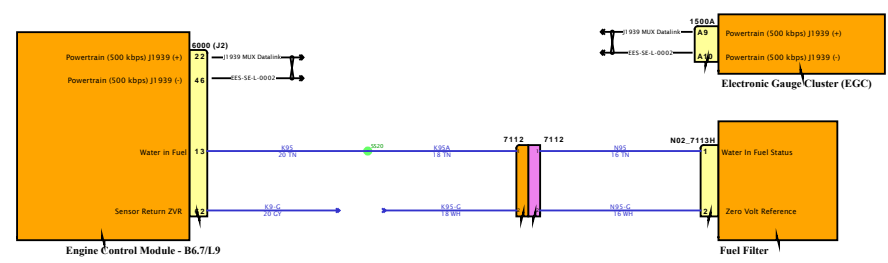
FEATURE CODES



SOFTWARE FEATURE CODES

DESIGN DESCRIPTION

FEATURE CODES



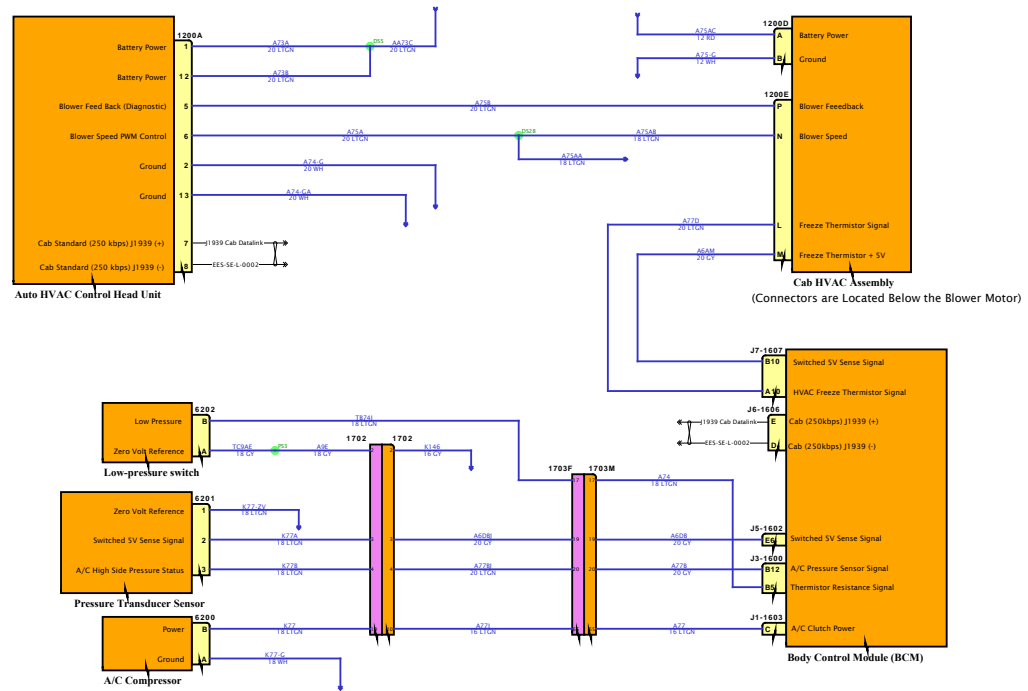
SOFTWARE FEATURE CODES



Diagram1 - HVAC

DESIGN DESCRIPTION

FEATURE CODES



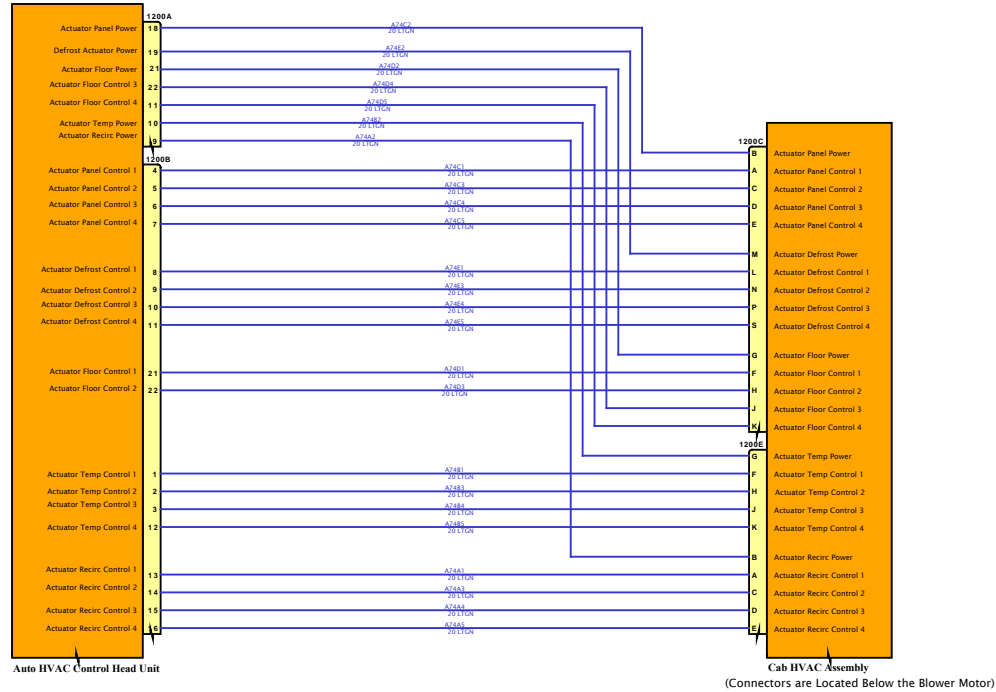
SOFTWARE FEATURE CODES



Diagram2 - Actuators

DESIGN DESCRIPTION

FEATURE CODES




SOFTWARE FEATURE CODES



Diagram3 - Sensors

DESIGN DESCRIPTION

FEATURE CODES



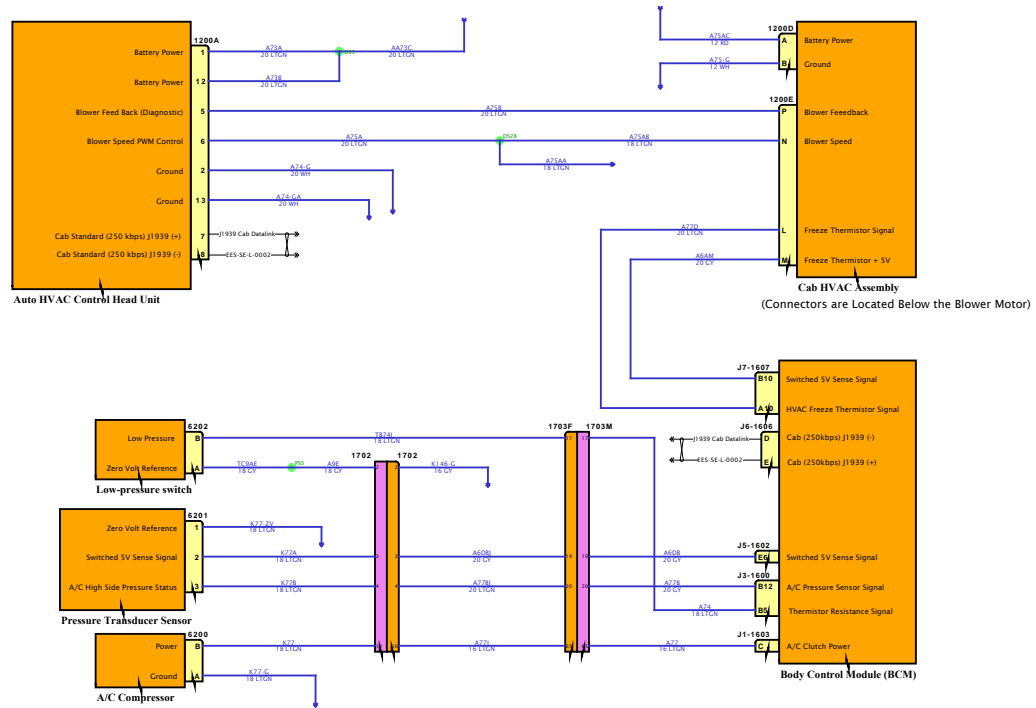
SOFTWARE FEATURE CODES



Diagram1 - HVAC

DESIGN DESCRIPTION

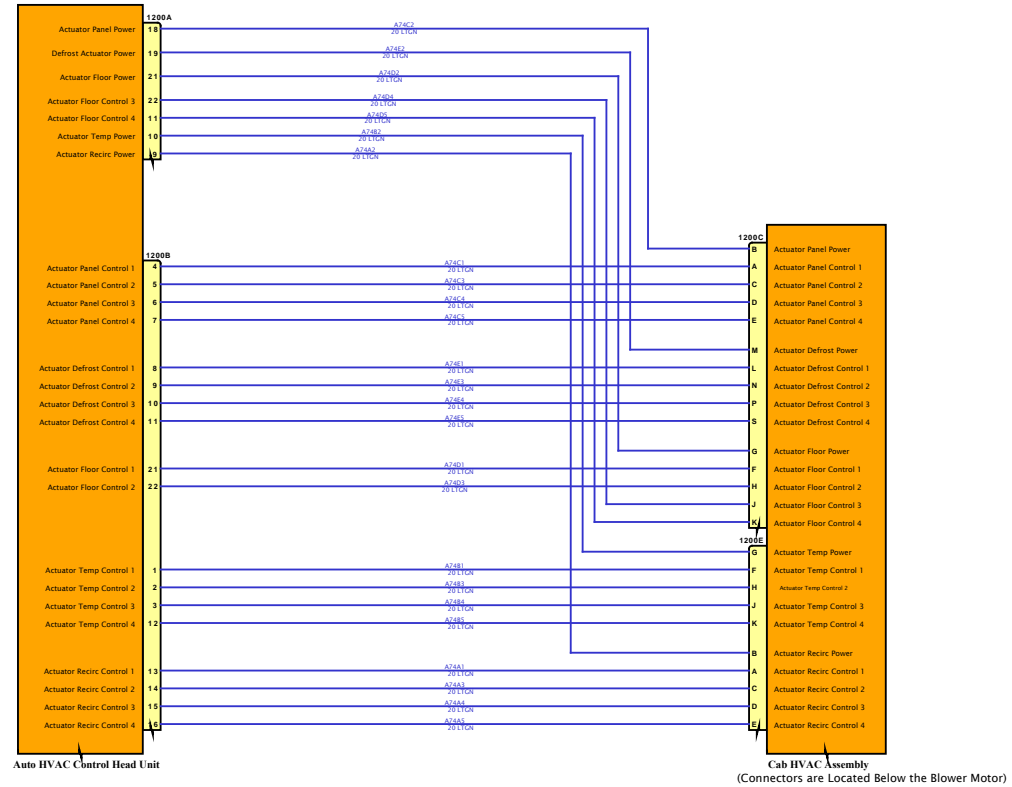
FEATURE CODES



SOFTWARE FEATURE CODES



Diagram2 - Actuators




DESIGN DESCRIPTION

FEATURE CODES

SOFTWARE FEATURE CODES



Diagram3 - Sensors

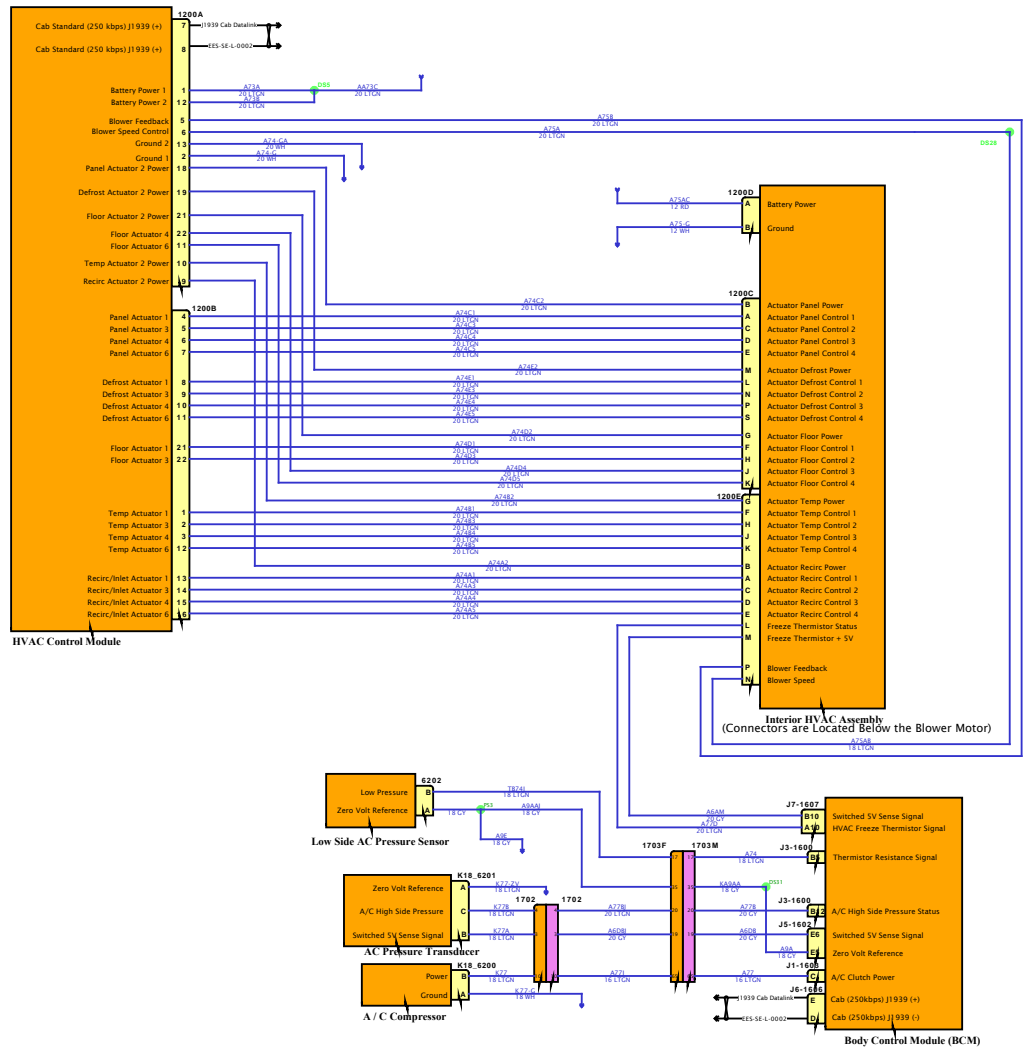


DESIGN DESCRIPTION

FEATURE CODES

SOFTWARE FEATURE CODES



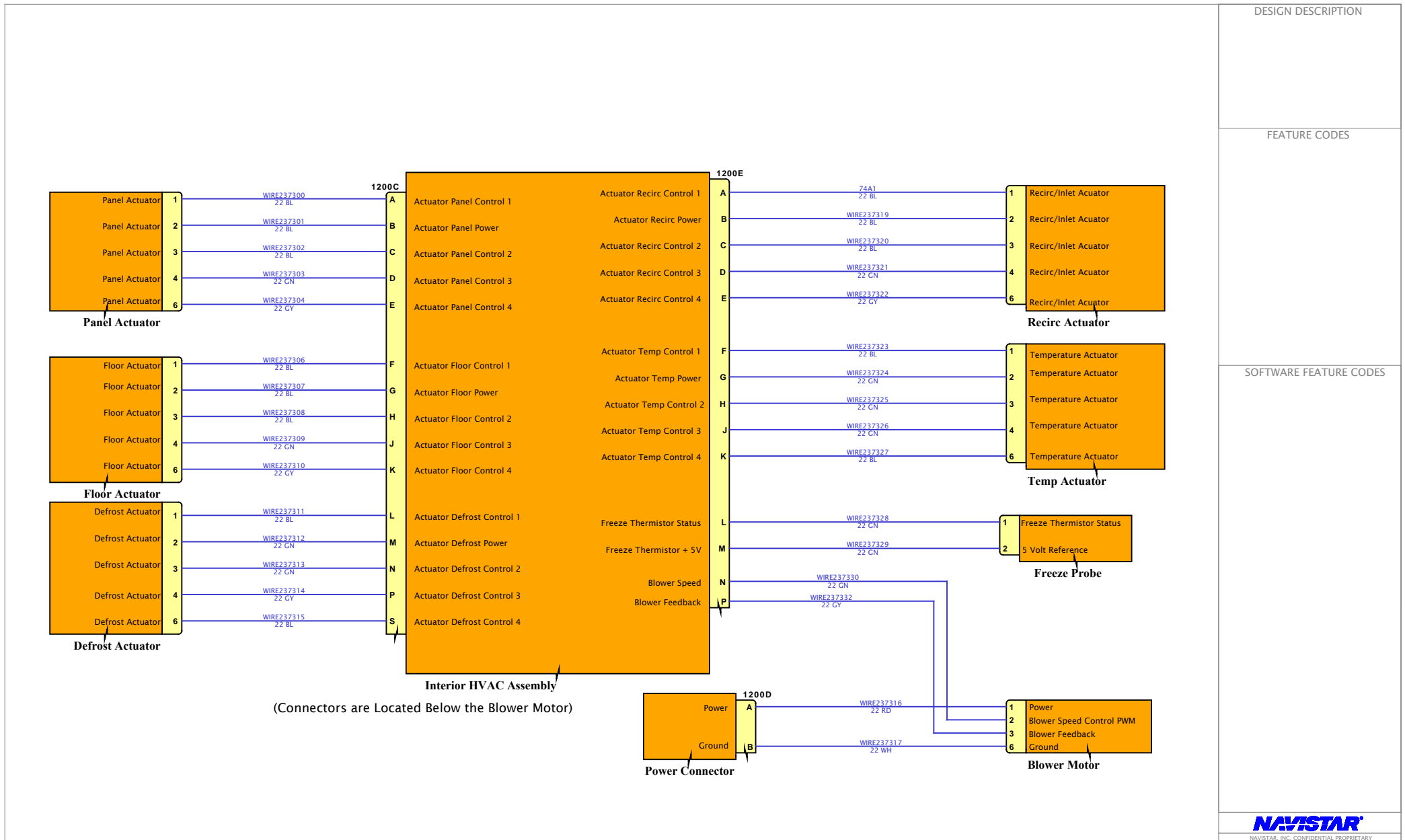


DESIGN DESCRIPTION

FEATURE CODES

SOFTWARE FEATURE CODES

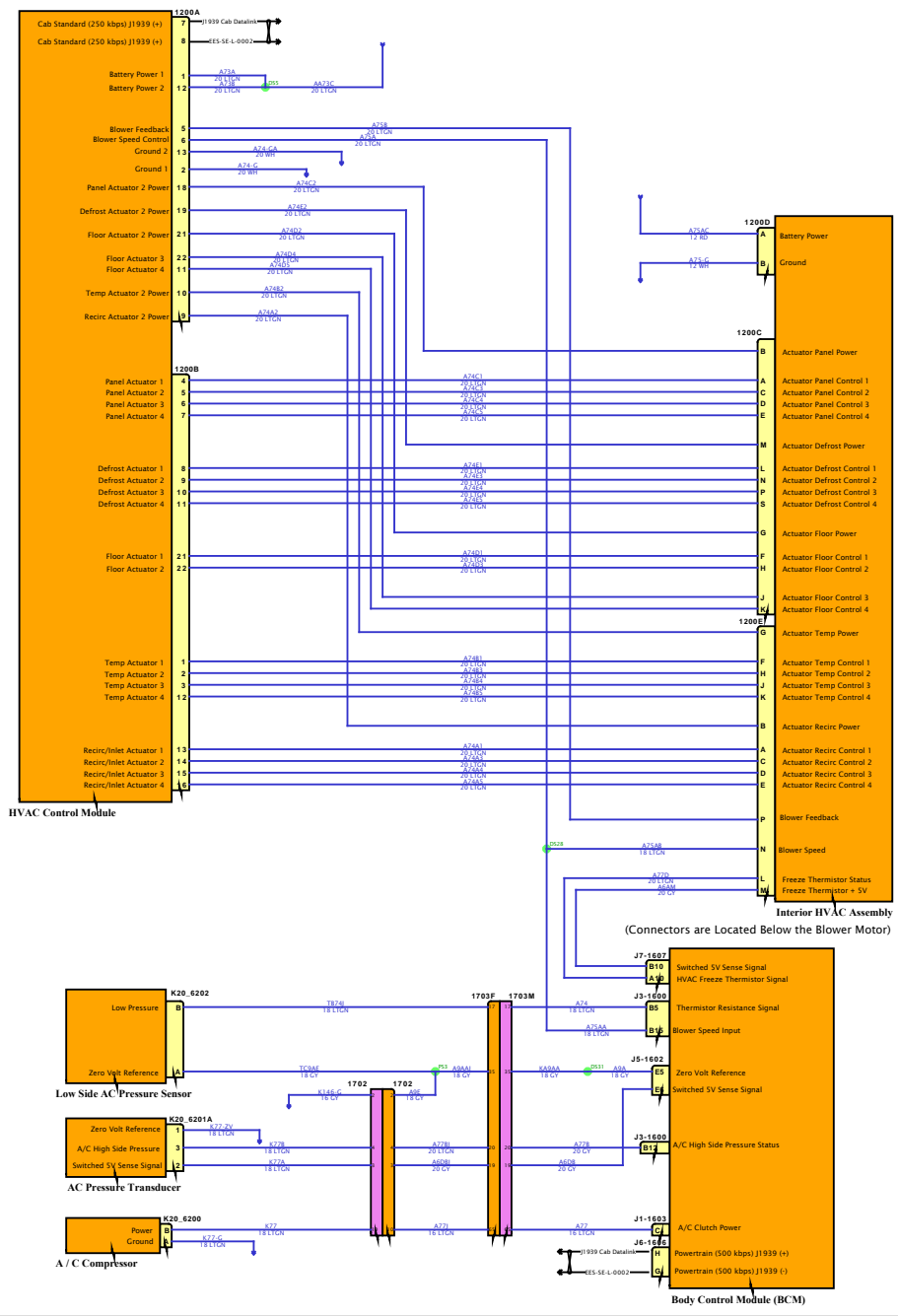




DESIGN DESCRIPTION

FEATURE CODES

SOFTWARE FEATURE CODES



DESIGN DESCRIPTION

FEATURE CODES

SOFTWARE FEATURE CODES



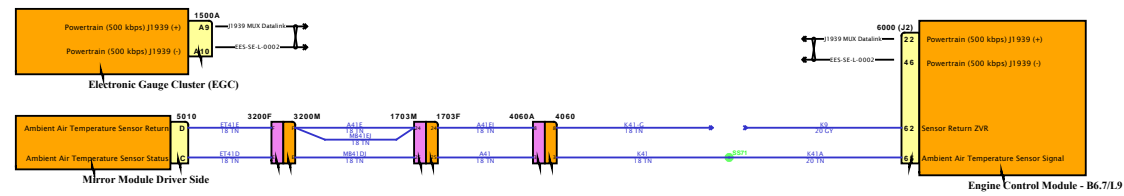
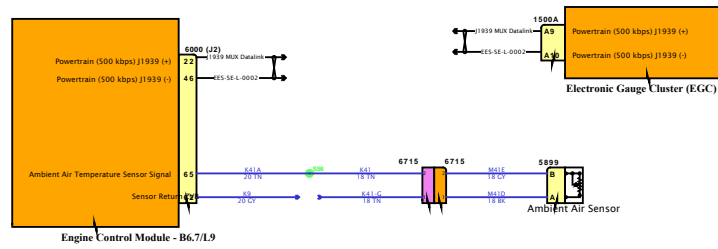


Diagram1



DESIGN DESCRIPTION

FEATURE CODES

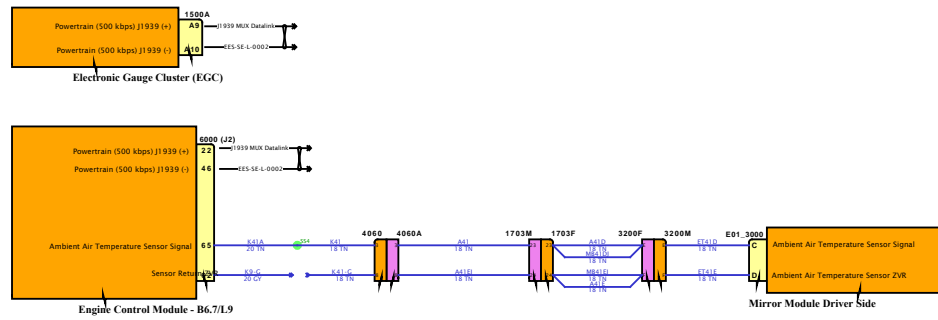
SOFTWARE FEATURE CODES



Diagram1

DESIGN DESCRIPTION

FEATURE CODES



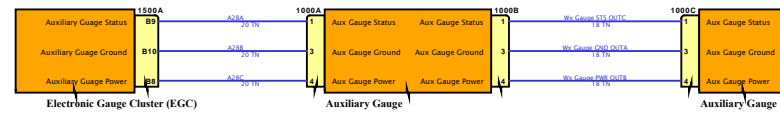
SOFTWARE FEATURE CODES



Diagram1

DESIGN DESCRIPTION

FEATURE CODES



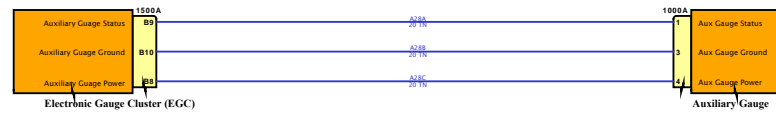
SOFTWARE FEATURE CODES



Diagram1

DESIGN DESCRIPTION

FEATURE CODES

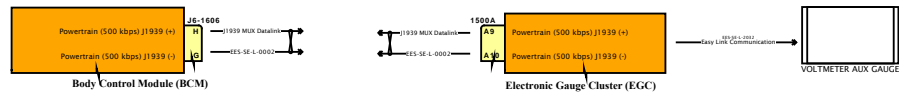


SOFTWARE FEATURE CODES



DESIGN DESCRIPTION

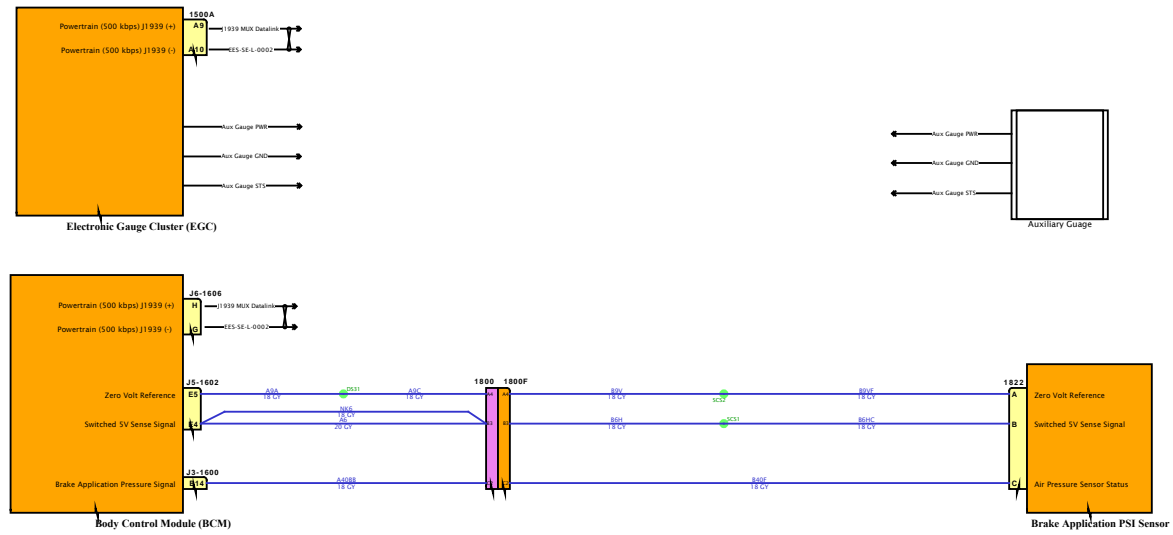
FEATURE CODES



SOFTWARE FEATURE CODES

DESIGN DESCRIPTION

FEATURE CODES

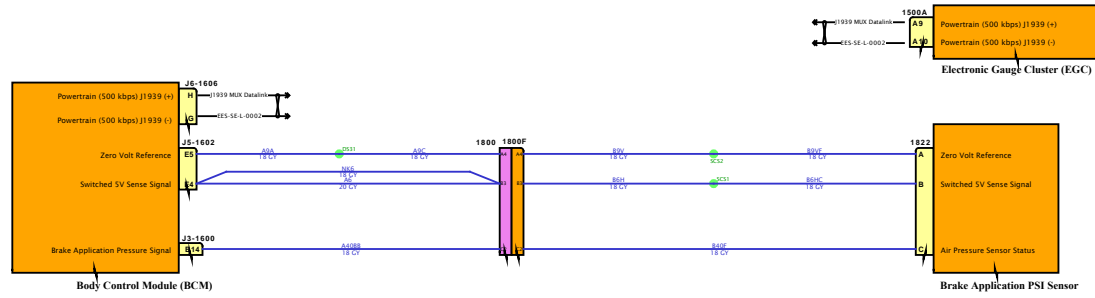


SOFTWARE FEATURE CODES



DESIGN DESCRIPTION

FEATURE CODES



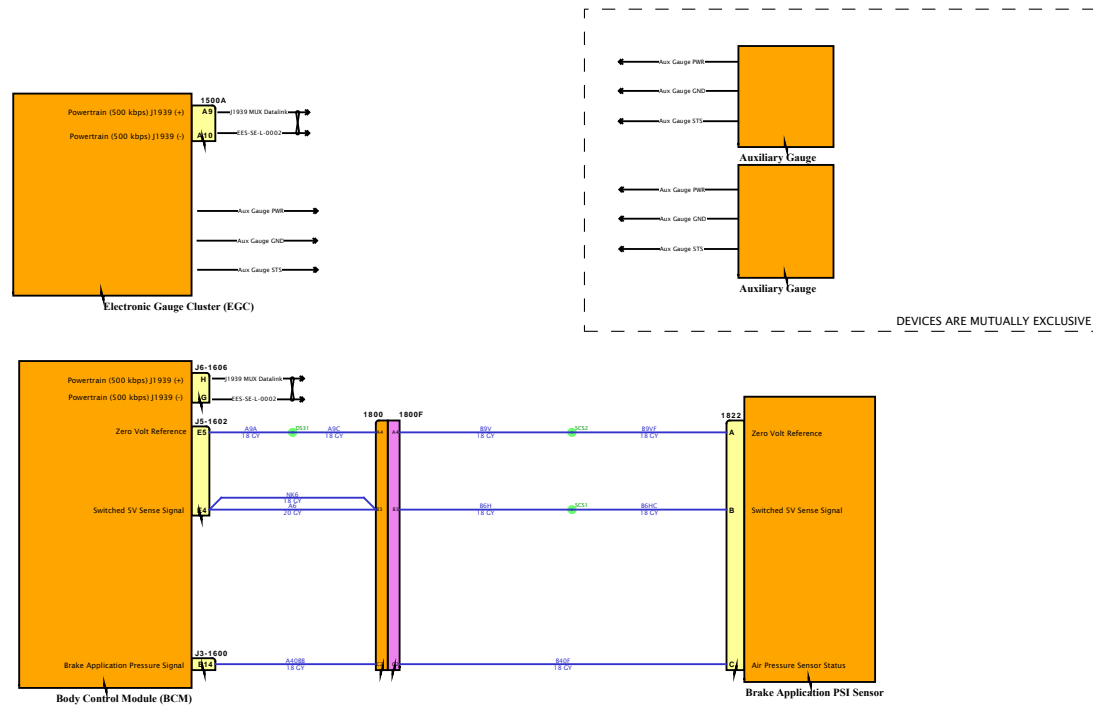
SOFTWARE FEATURE CODES



Diagram1

DESIGN DESCRIPTION

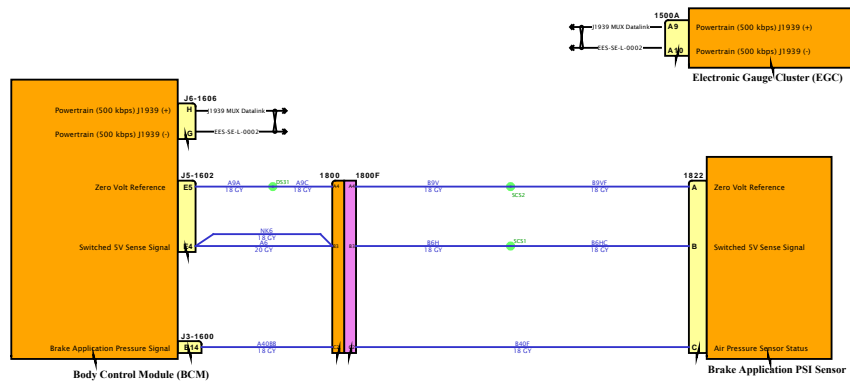
FEATURE CODES



SOFTWARE FEATURE CODES



Diagram1



DESIGN DESCRIPTION

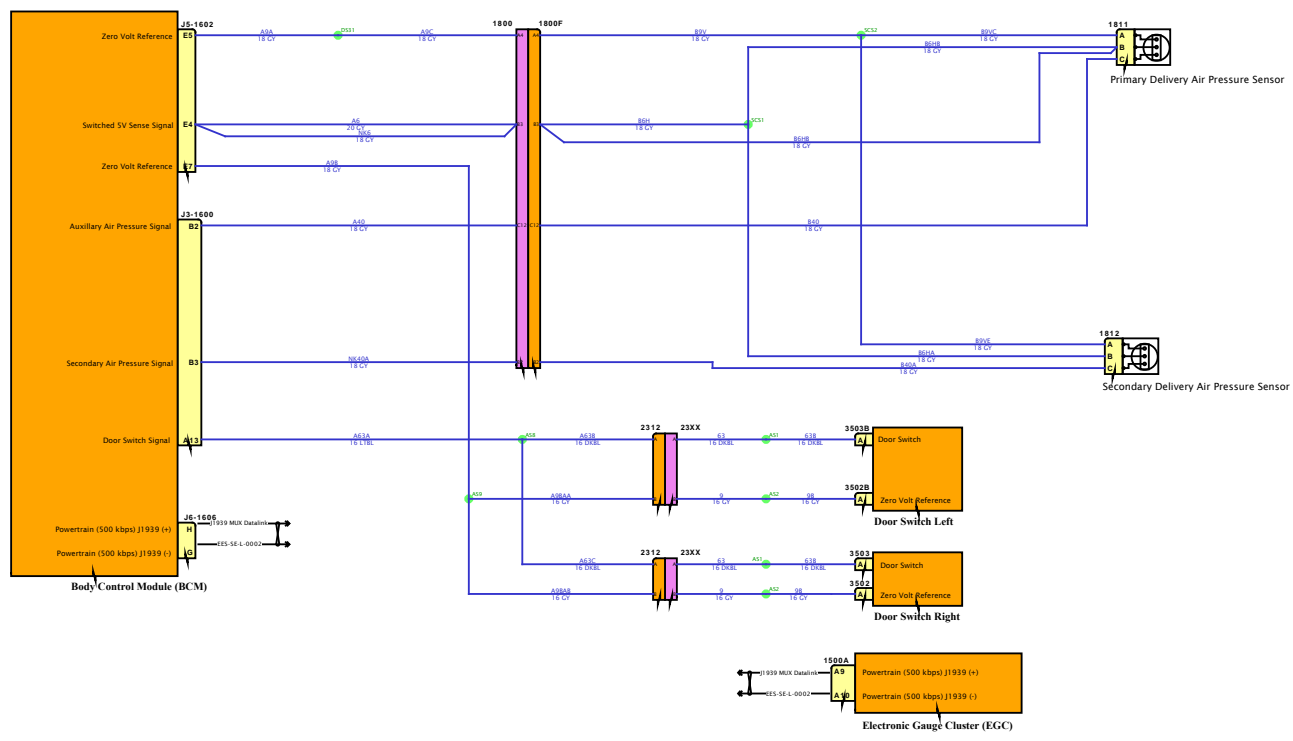
FEATURE CODES

SOFTWARE FEATURE CODES



DESIGN DESCRIPTION

FEATURE CODES



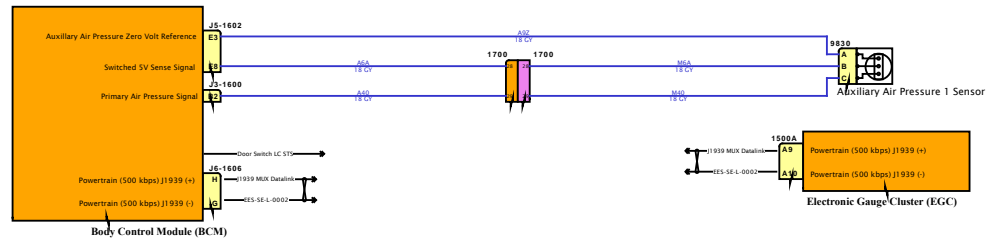
SOFTWARE FEATURE CODES



Diagram1

DESIGN DESCRIPTION

FEATURE CODES

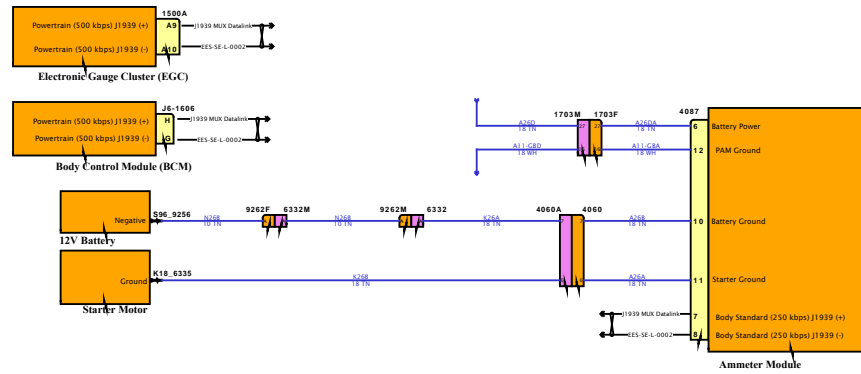


SOFTWARE FEATURE CODES



DESIGN DESCRIPTION

FEATURE CODES

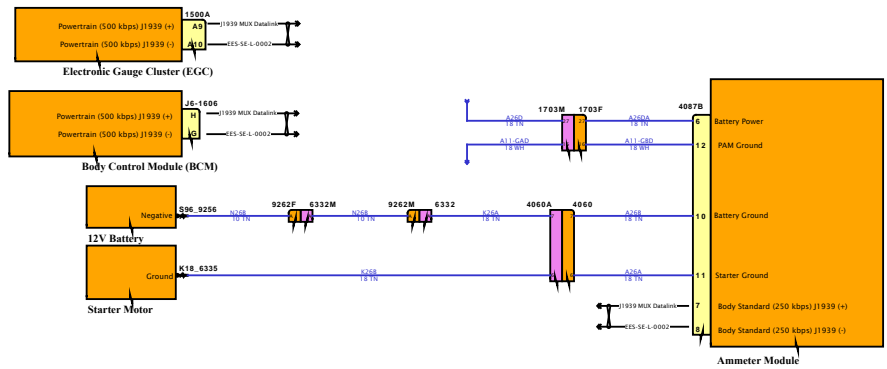


SOFTWARE FEATURE CODES



DESIGN DESCRIPTION

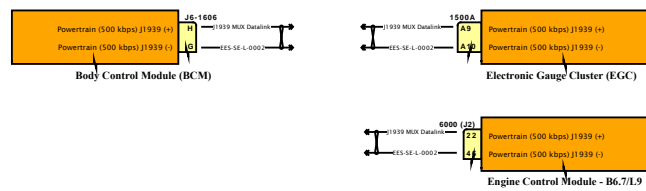
FEATURE CODES



SOFTWARE FEATURE CODES



Diagram1



DESIGN DESCRIPTION

FEATURE CODES

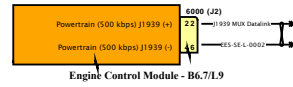
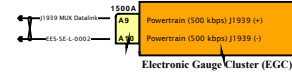
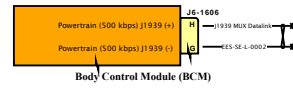
SOFTWARE FEATURE CODES



Diagram1

DESIGN DESCRIPTION

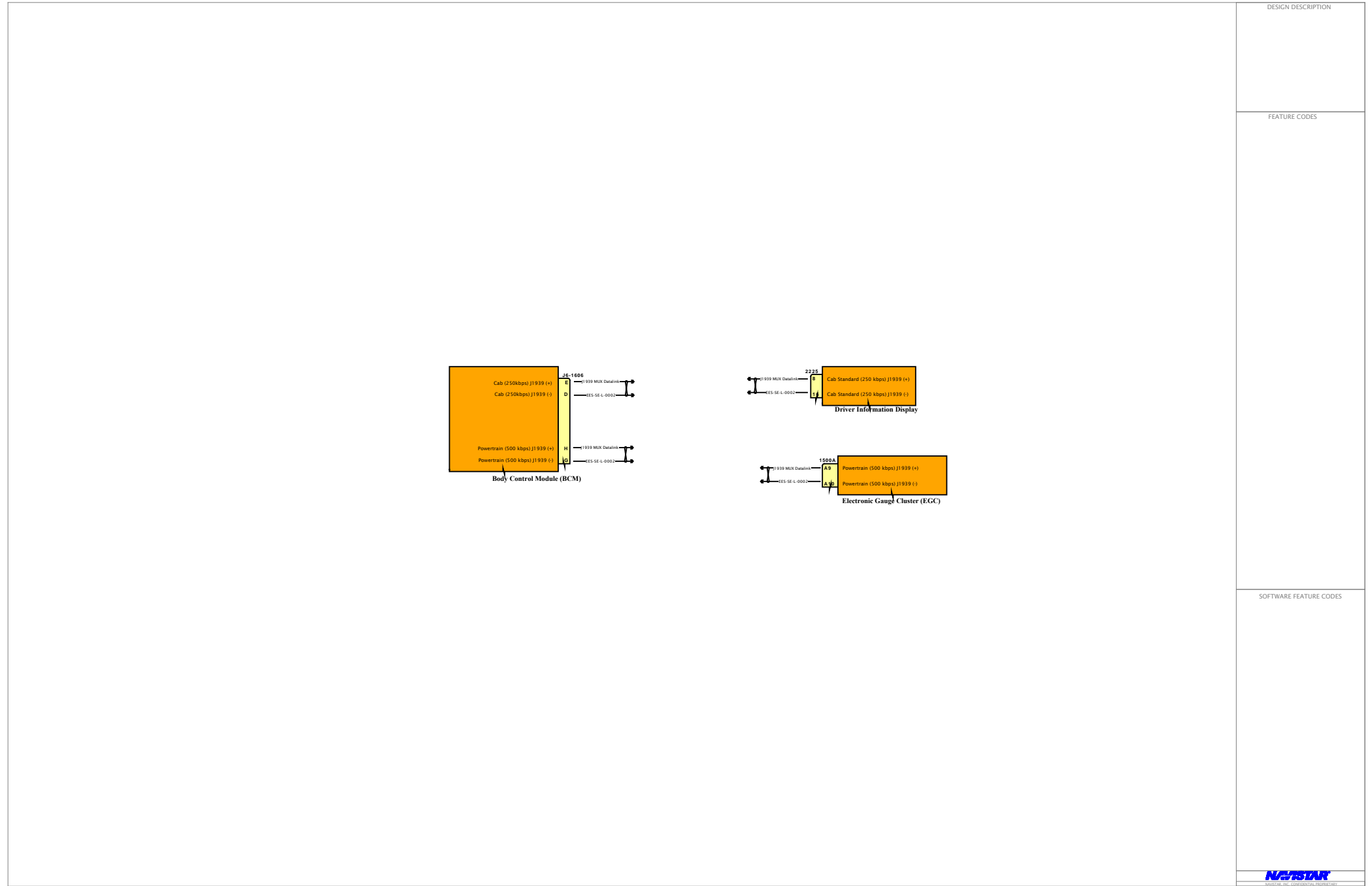
FEATURE CODES



SOFTWARE FEATURE CODES



Diagram1



DESIGN DESCRIPTION

FEATURE CODES


SOFTWARE FEATURE CODES



Diagram1

DESIGN DESCRIPTION

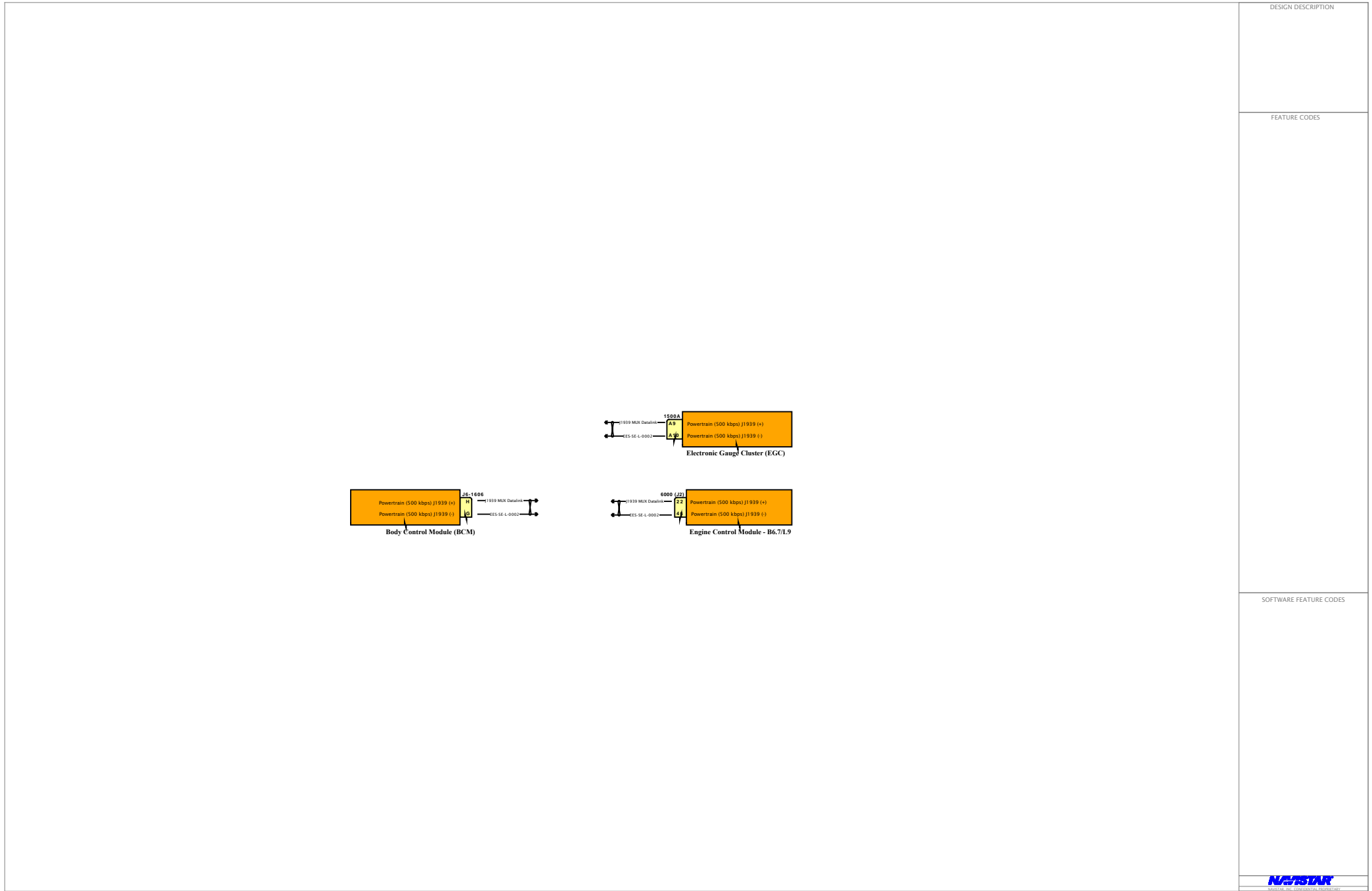
FEATURE CODES



SOFTWARE FEATURE CODES



Diagram1



DESIGN DESCRIPTION

FEATURE CODES

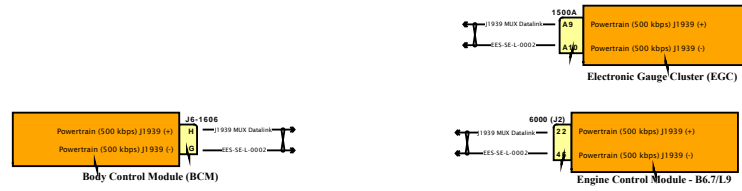
SOFTWARE FEATURE CODES



Diagram1

DESIGN DESCRIPTION

FEATURE CODES



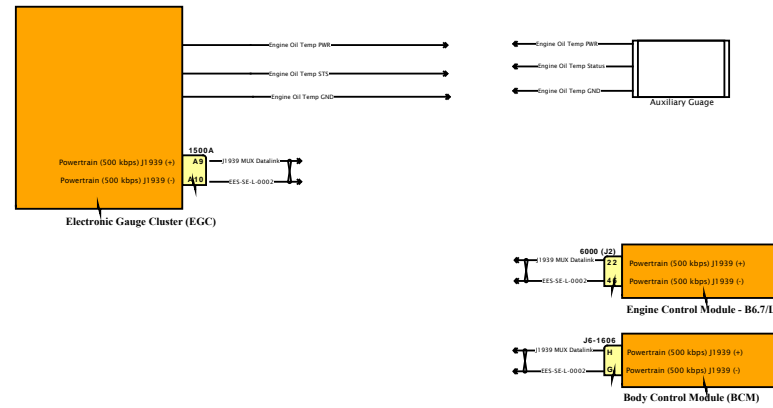
SOFTWARE FEATURE CODES



Diagram1

DESIGN DESCRIPTION

FEATURE CODES



SOFTWARE FEATURE CODES



Diagram1

DESIGN DESCRIPTION

FEATURE CODES



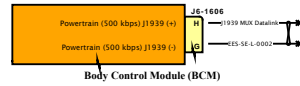
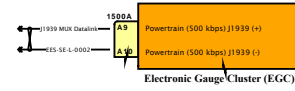
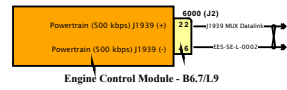
SOFTWARE FEATURE CODES



Diagram1

DESIGN DESCRIPTION

FEATURE CODES

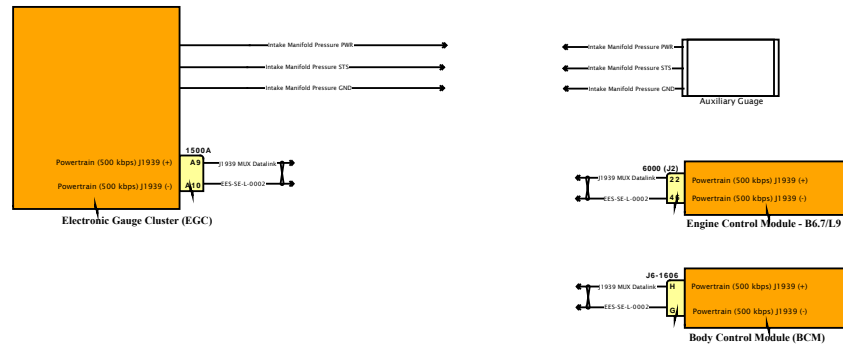


SOFTWARE FEATURE CODES



DESIGN DESCRIPTION

FEATURE CODES

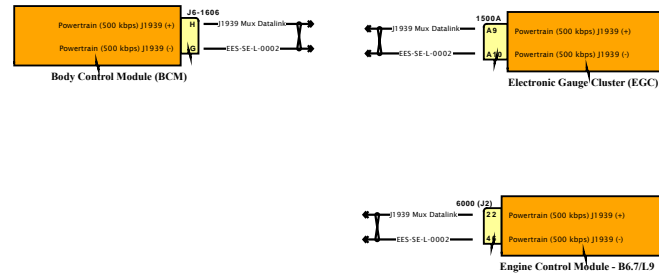


SOFTWARE FEATURE CODES

Diagram1

DESIGN DESCRIPTION

FEATURE CODES



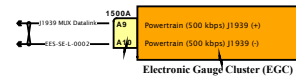
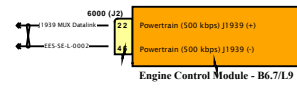
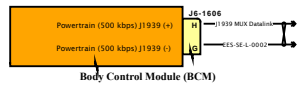
SOFTWARE FEATURE CODES



Diagram1

DESIGN DESCRIPTION

FEATURE CODES

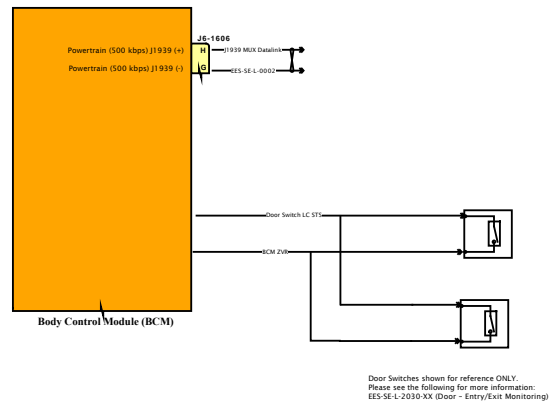


SOFTWARE FEATURE CODES

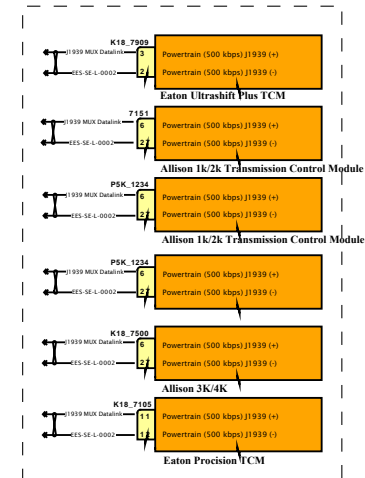
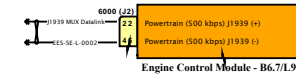
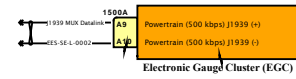


DESIGN DESCRIPTION

FEATURE CODES



Door Switches shown for reference ONLY.
Please see the following for more information:
EES-SE-L-2010-XX (Door - Entry/Exit Monitoring)

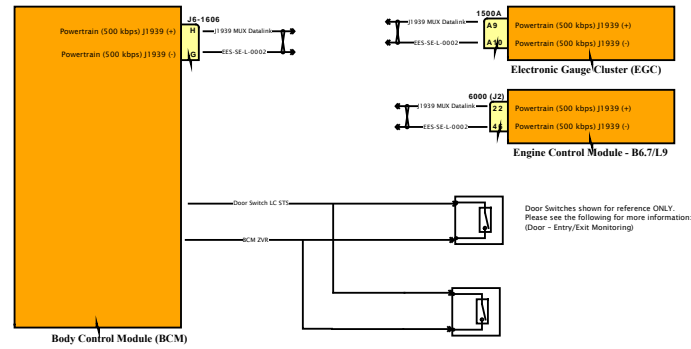


SOFTWARE FEATURE CODES

Diagram1

DESIGN DESCRIPTION

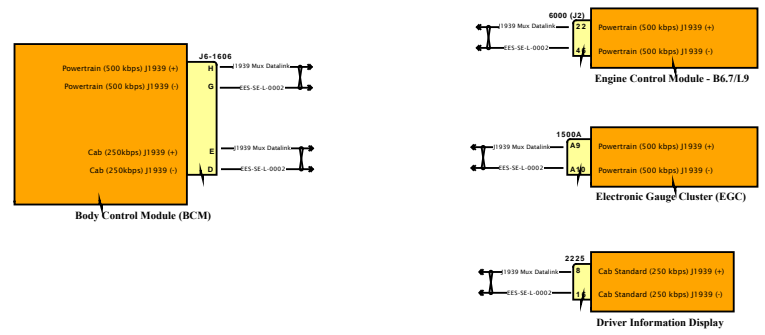
FEATURE CODES



SOFTWARE FEATURE CODES



Diagram1



DESIGN DESCRIPTION

FEATURE CODES

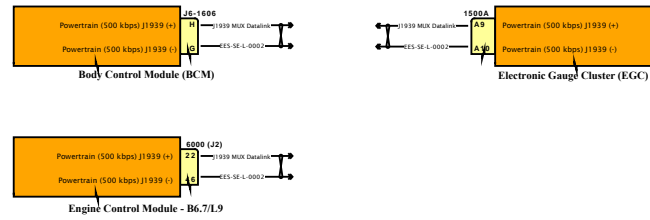
SOFTWARE FEATURE CODES



Diagram1

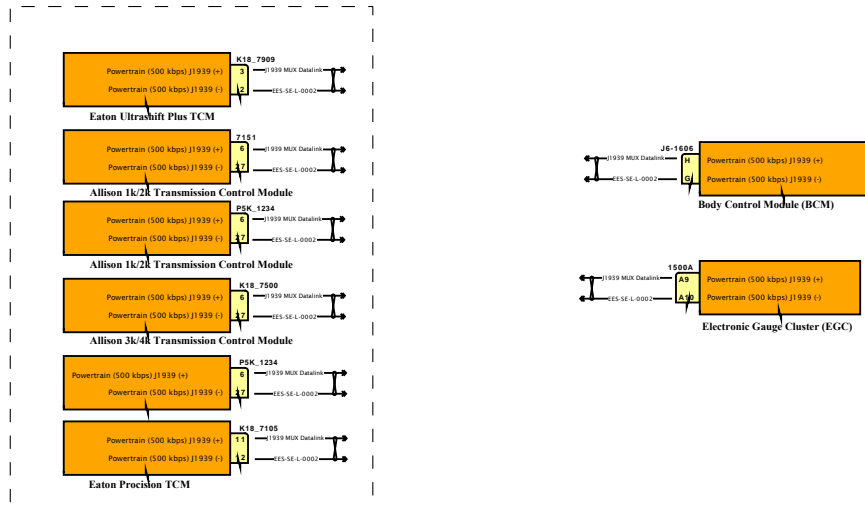
DESIGN DESCRIPTION

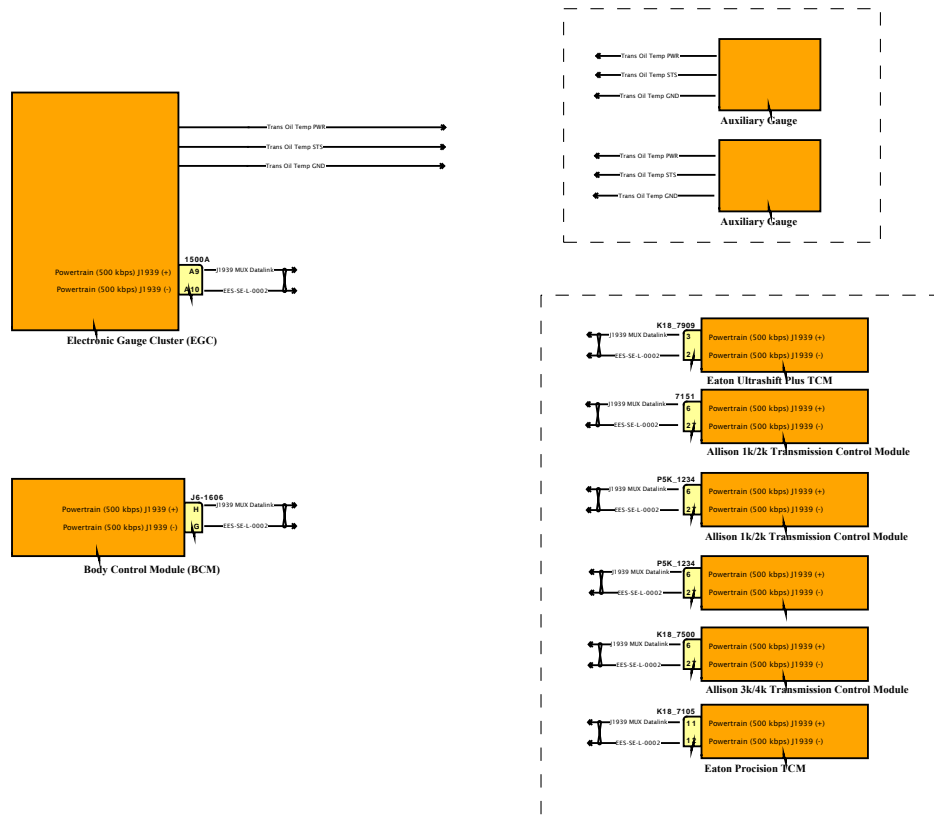
FEATURE CODES



SOFTWARE FEATURE CODES

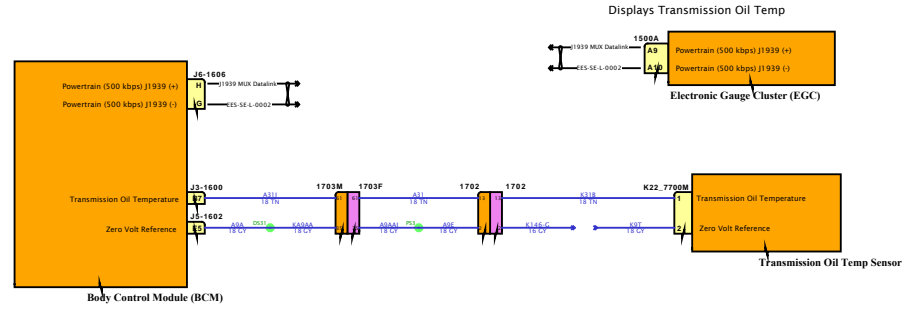






DESIGN DESCRIPTION

FEATURE CODES

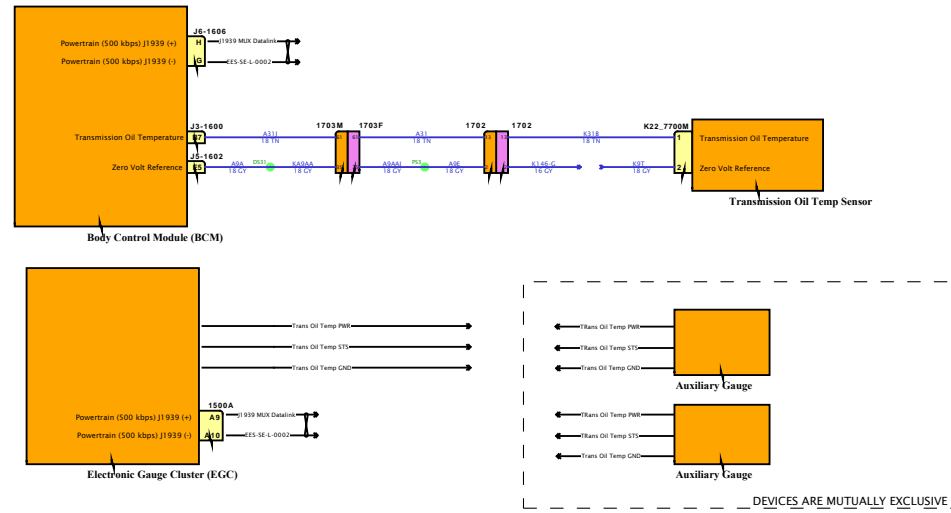


SOFTWARE FEATURE CODES



DESIGN DESCRIPTION

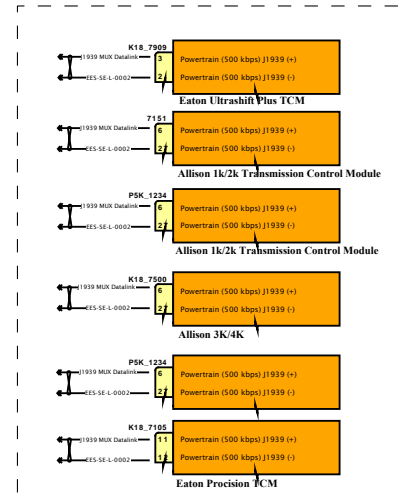
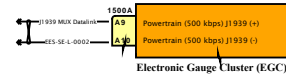
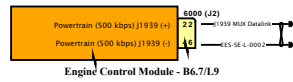
FEATURE CODES



SOFTWARE FEATURE CODES

DESIGN DESCRIPTION

FEATURE CODES

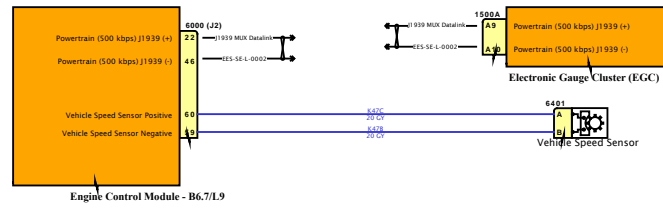


SOFTWARE FEATURE CODES

Diagram1

DESIGN DESCRIPTION

FEATURE CODES



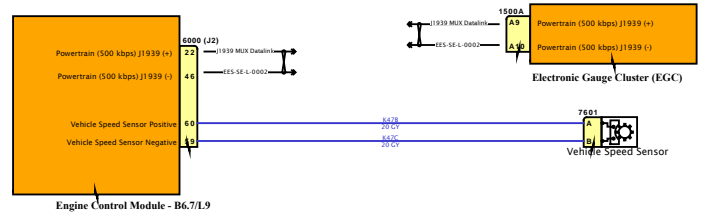
SOFTWARE FEATURE CODES



Diagram1

DESIGN DESCRIPTION

FEATURE CODES



SOFTWARE FEATURE CODES



Diagram1

DESIGN DESCRIPTION

FEATURE CODES



SOFTWARE FEATURE CODES



Diagram1

DESIGN DESCRIPTION

FEATURE CODES



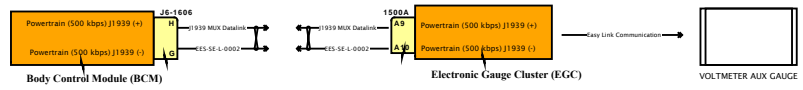
SOFTWARE FEATURE CODES



Diagram1

DESIGN DESCRIPTION

FEATURE CODES



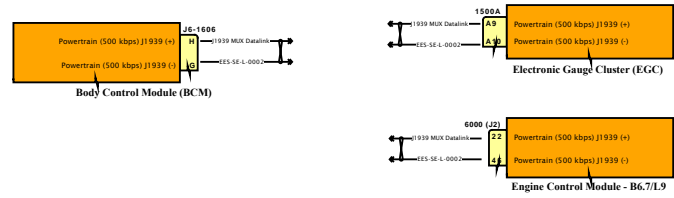
SOFTWARE FEATURE CODES



Diagram1

DESIGN DESCRIPTION

FEATURE CODES



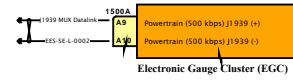
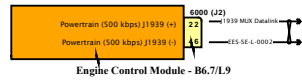
SOFTWARE FEATURE CODES



Diagram1

DESIGN DESCRIPTION

FEATURE CODES



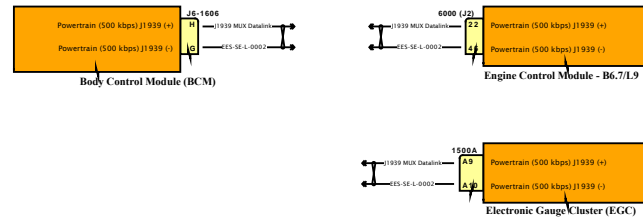
SOFTWARE FEATURE CODES



Diagram1

DESIGN DESCRIPTION

FEATURE CODES



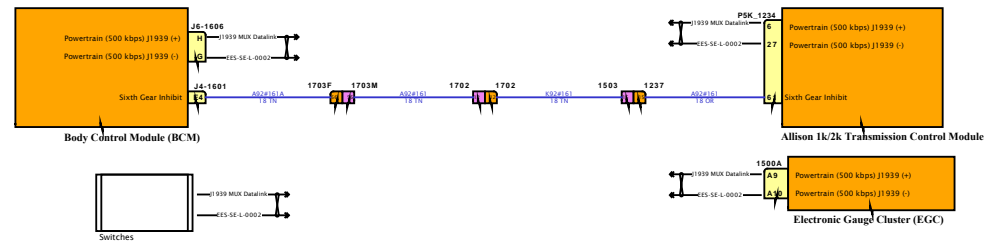
SOFTWARE FEATURE CODES



Diagram1-Combination1

DESIGN DESCRIPTION

FEATURE CODES



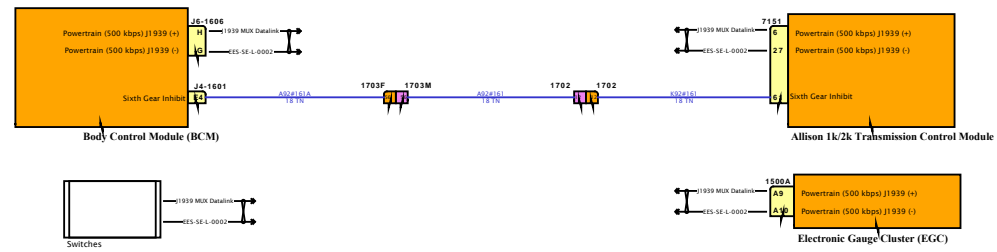
SOFTWARE FEATURE CODES



Diagram1-Combination2

DESIGN DESCRIPTION

FEATURE CODES



SOFTWARE FEATURE CODES



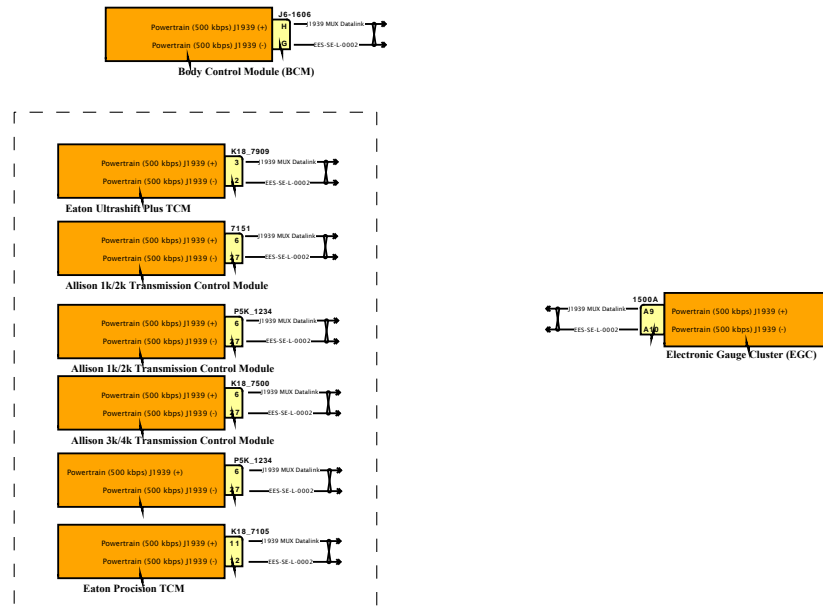
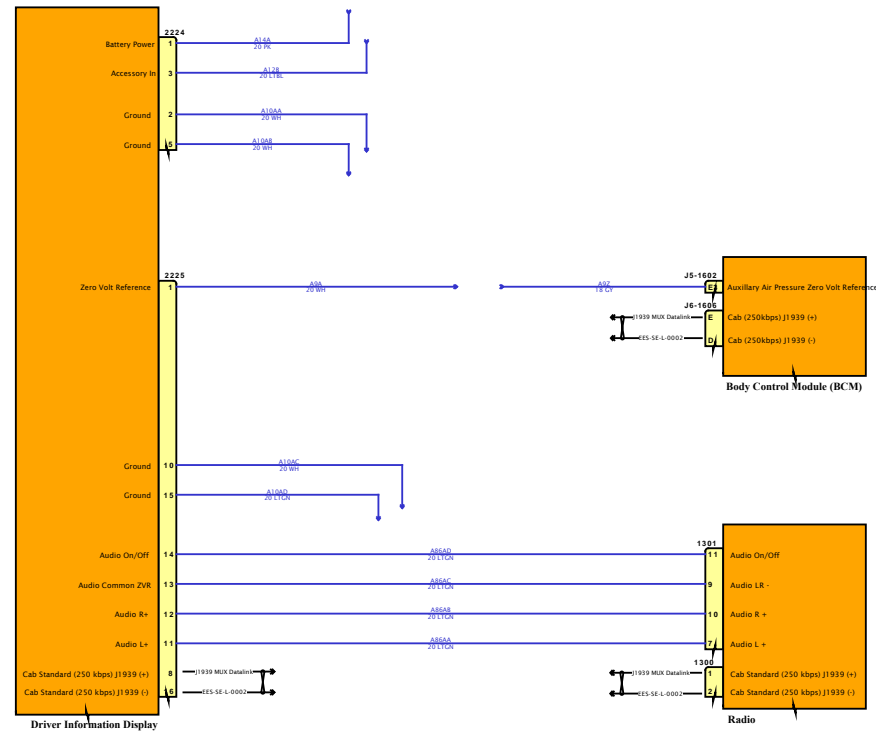


Diagram1



DESIGN DESCRIPTION

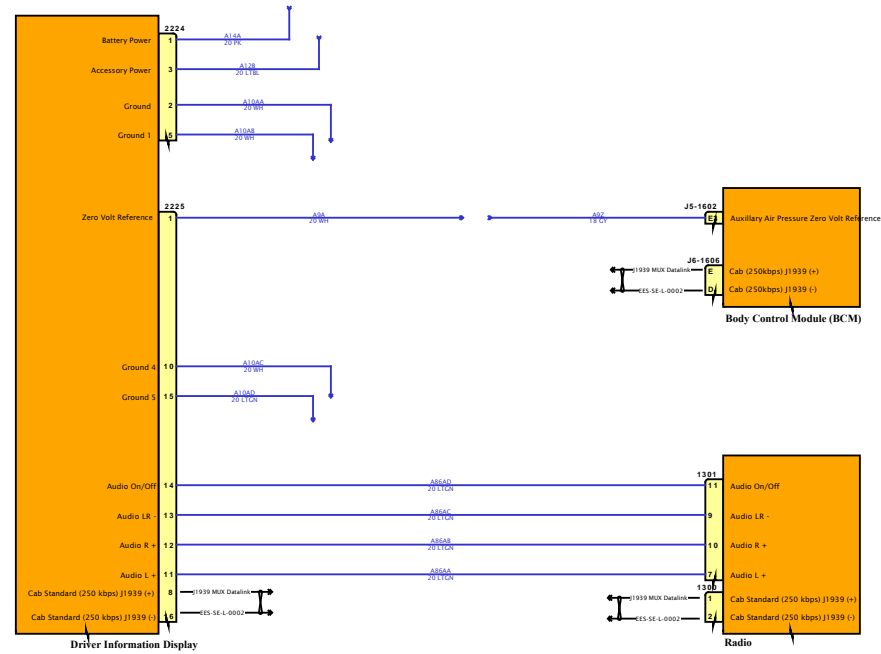
FEATURE CODES

SOFTWARE FEATURE CODES



DESIGN DESCRIPTION

FEATURE CODES



SOFTWARE FEATURE CODES



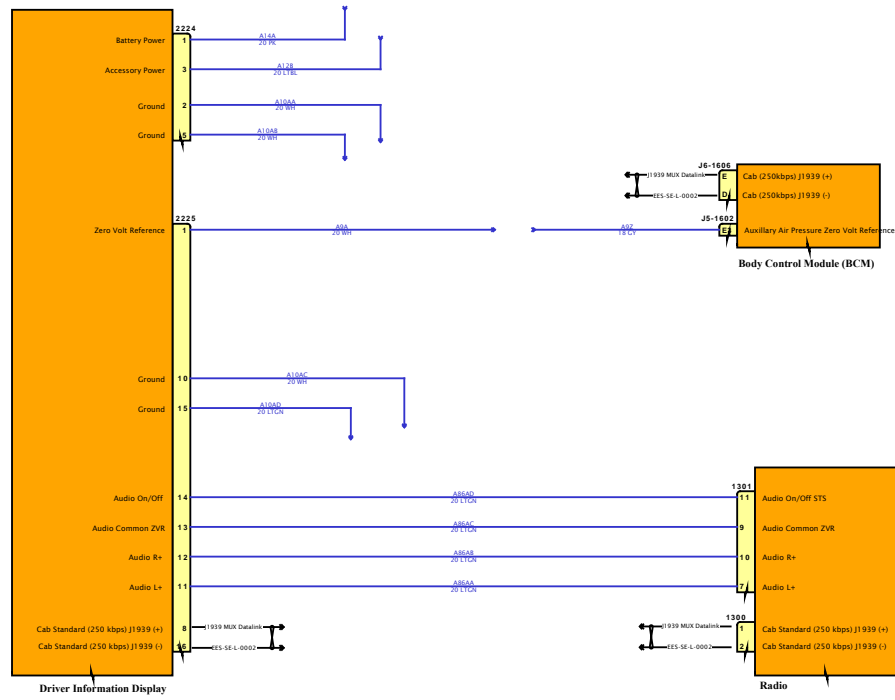
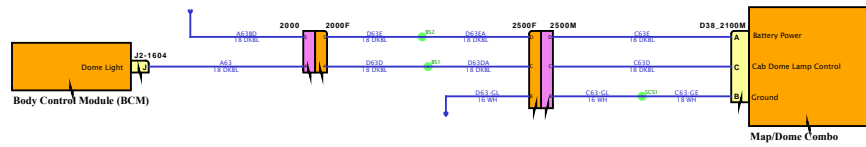


Diagram1

DESIGN DESCRIPTION

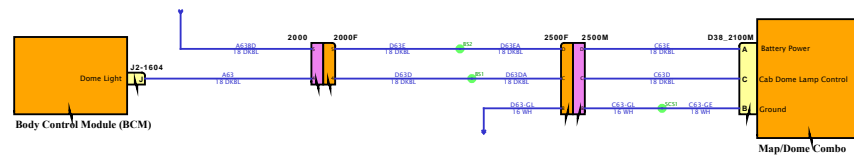
FEATURE CODES



SOFTWARE FEATURE CODES



Diagram1



DESIGN DESCRIPTION

FEATURE CODES

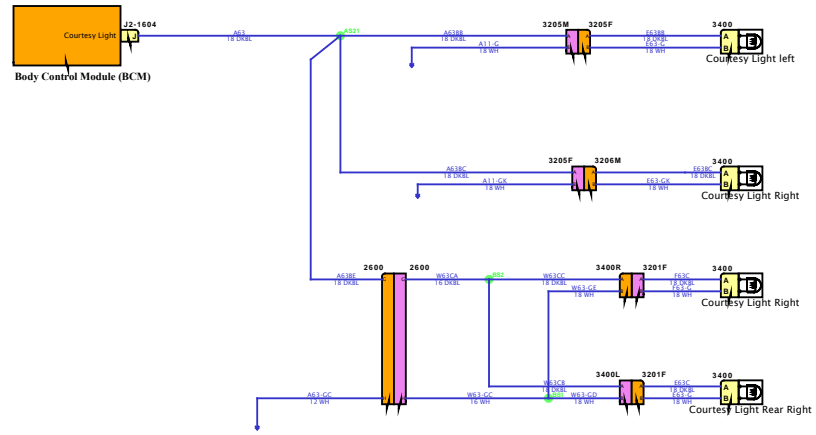
SOFTWARE FEATURE CODES



Diagram1

DESIGN DESCRIPTION

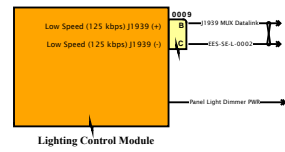
FEATURE CODES



SOFTWARE FEATURE CODES



Diagram1



DESIGN DESCRIPTION

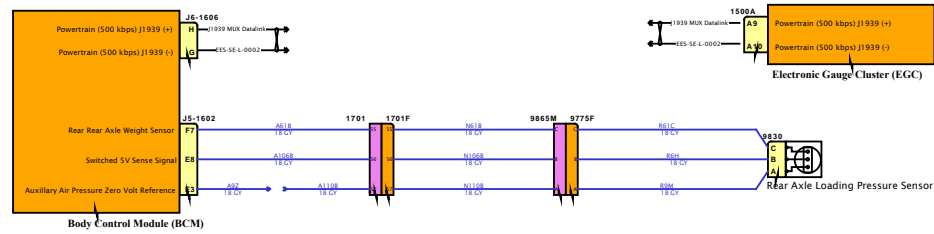
FEATURE CODES

SOFTWARE FEATURE CODES



DESIGN DESCRIPTION

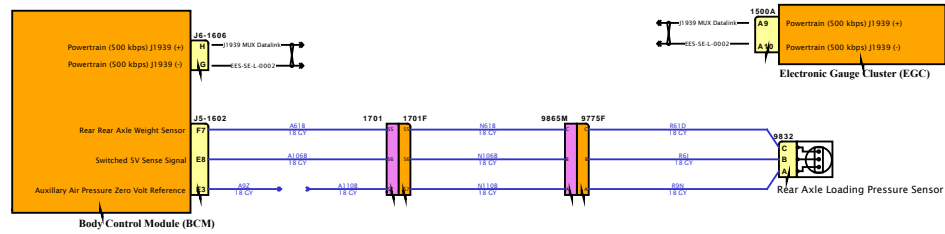
FEATURE CODES



SOFTWARE FEATURE CODES

DESIGN DESCRIPTION

FEATURE CODES

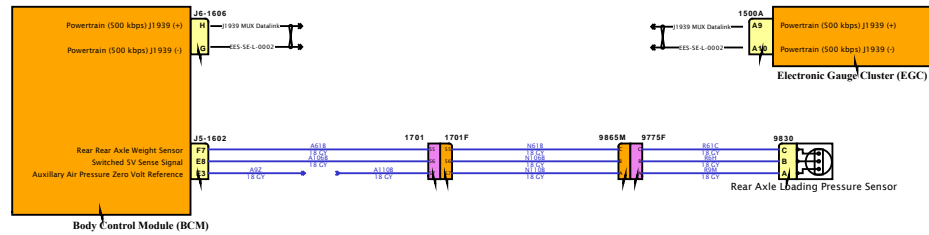


SOFTWARE FEATURE CODES

Diagram1-Combination1

DESIGN DESCRIPTION

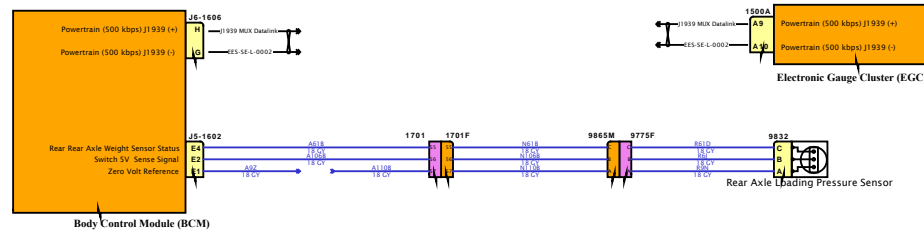
FEATURE CODES



SOFTWARE FEATURE CODES



Diagram1-Combination2

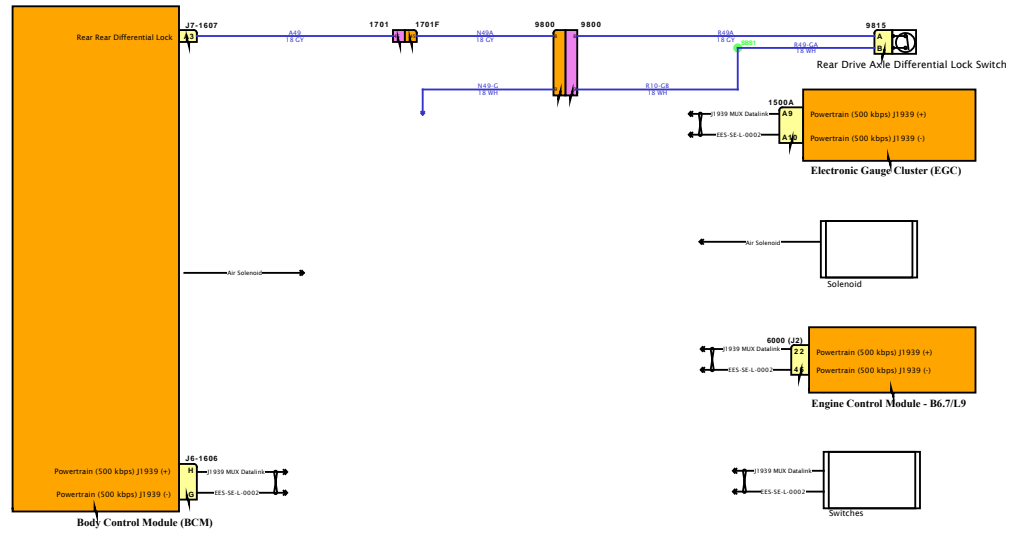


DESIGN DESCRIPTION

FEATURE CODES

SOFTWARE FEATURE CODES





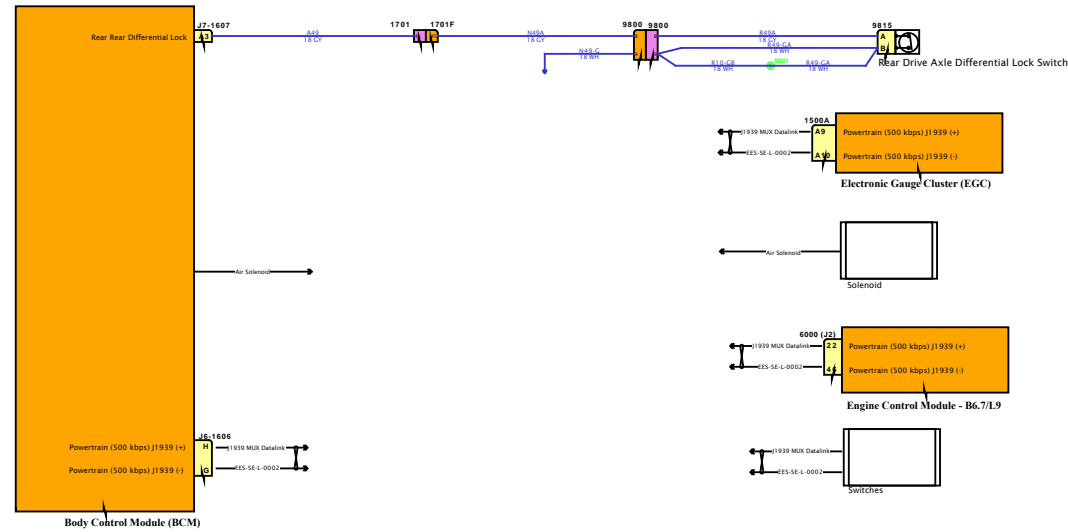
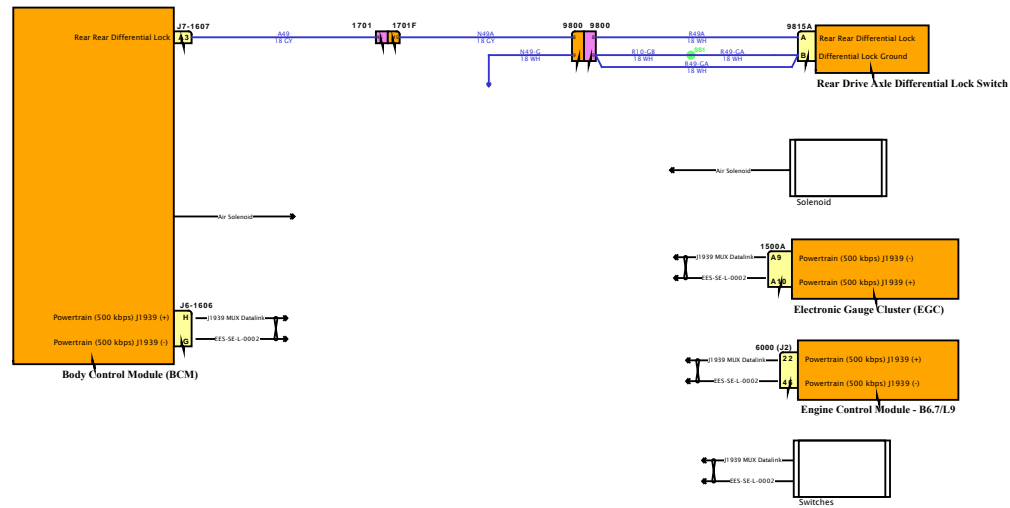


Diagram1

DESIGN DESCRIPTION

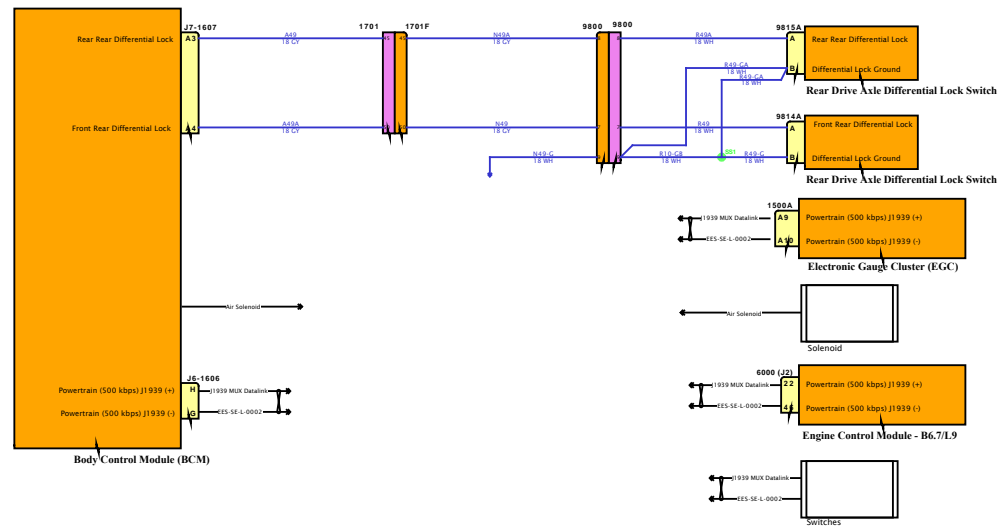
FEATURE CODES



SOFTWARE FEATURE CODES



Diagram1



DESIGN DESCRIPTION

FEATURE CODES

SOFTWARE FEATURE CODES



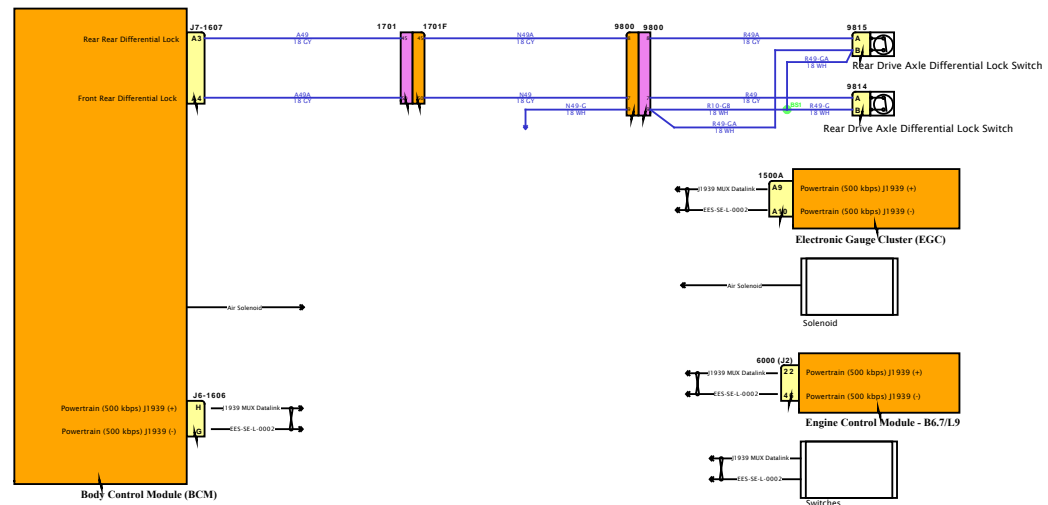
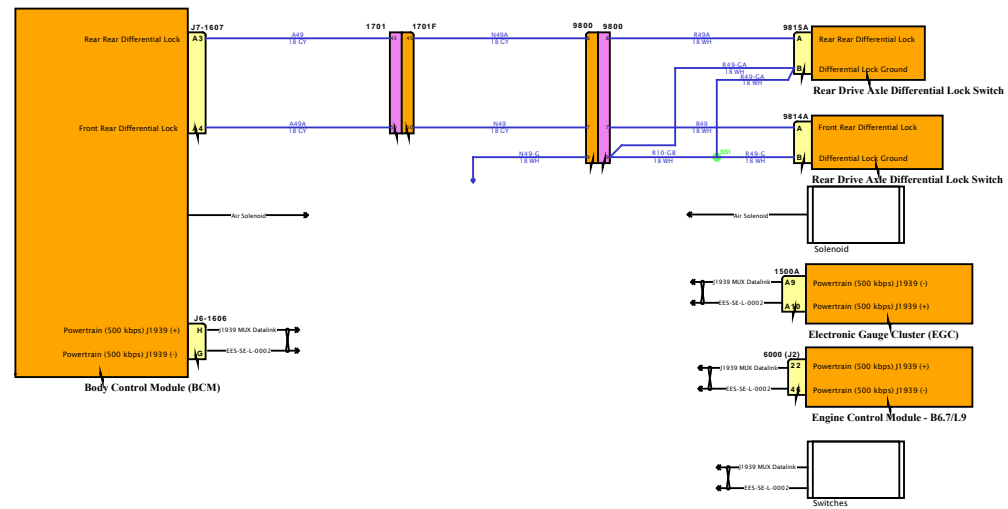


Diagram1



DESIGN DESCRIPTION

FEATURE CODES

SOFTWARE FEATURE CODES



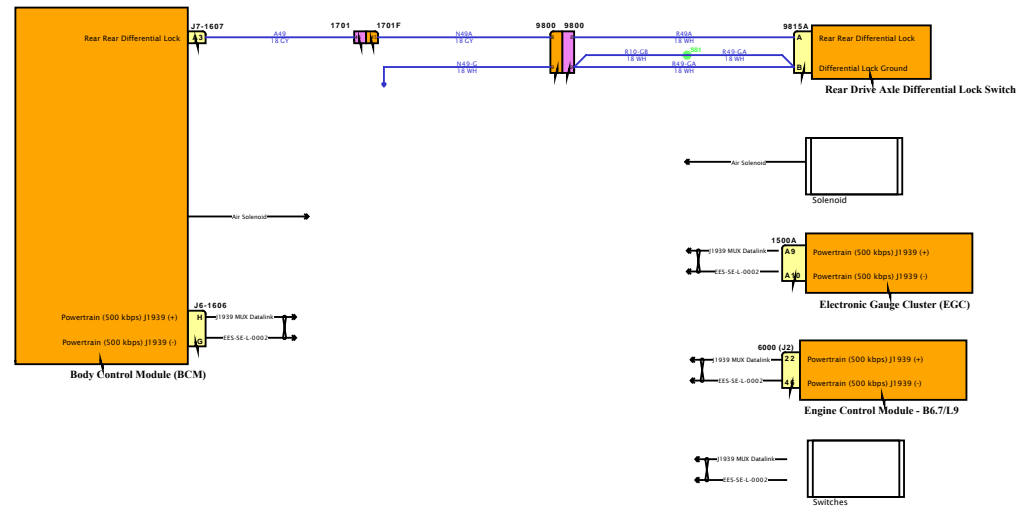
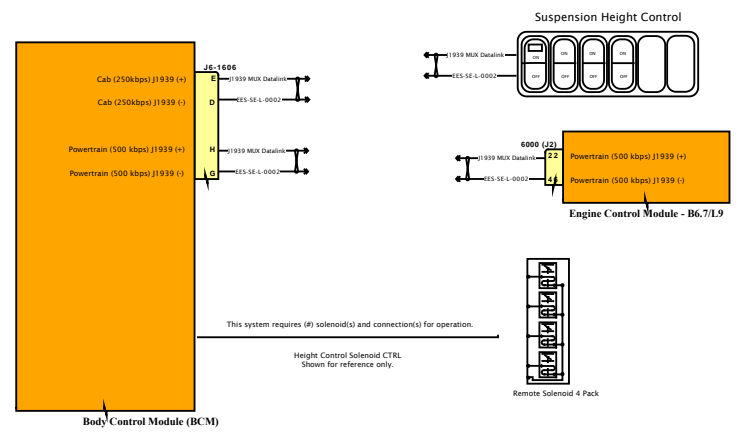


Diagram1



DESIGN DESCRIPTION

FEATURE CODES

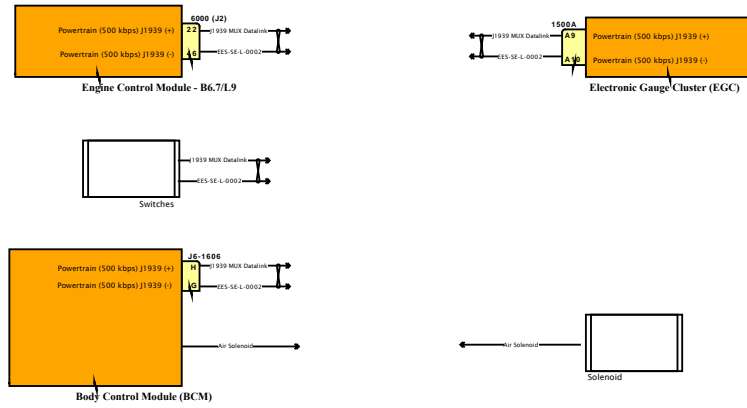
SOFTWARE FEATURE CODES



Diagram1

DESIGN DESCRIPTION

FEATURE CODES



SOFTWARE FEATURE CODES



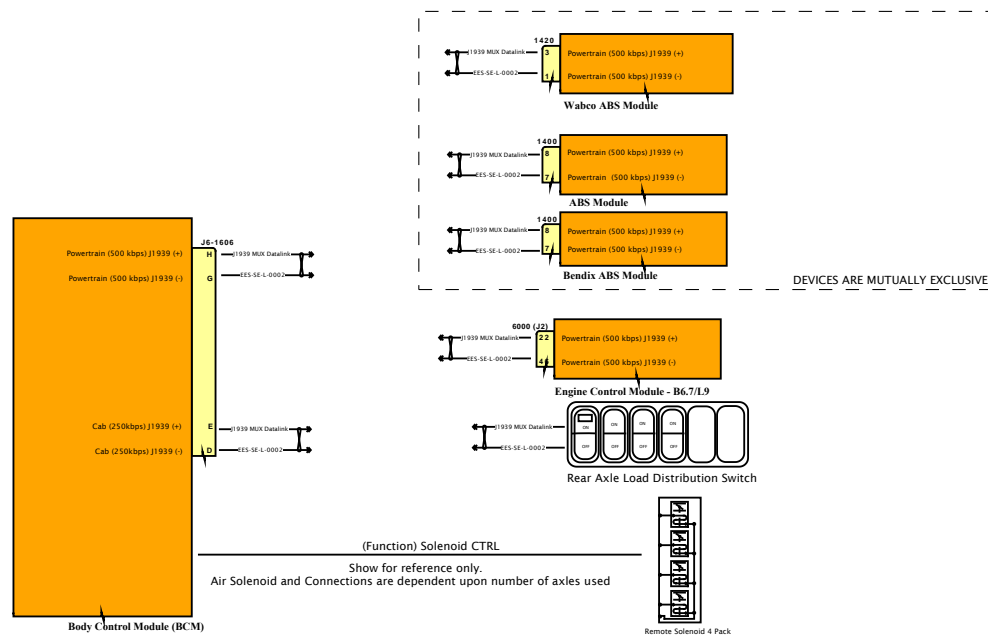
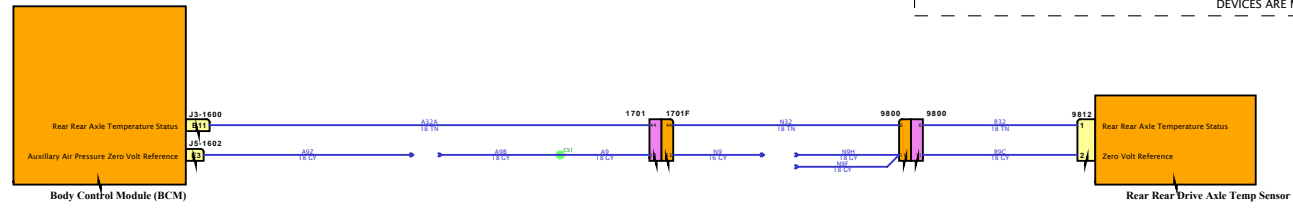
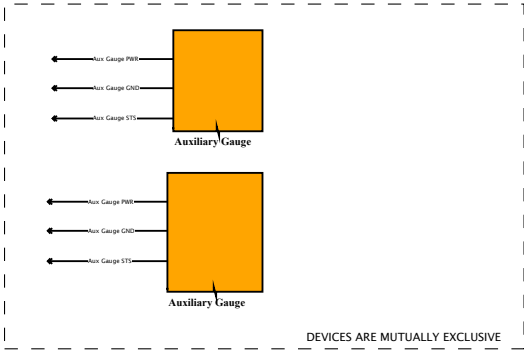
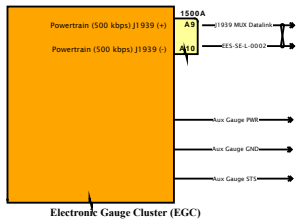


Diagram1

DESIGN DESCRIPTION

FEATURE CODES

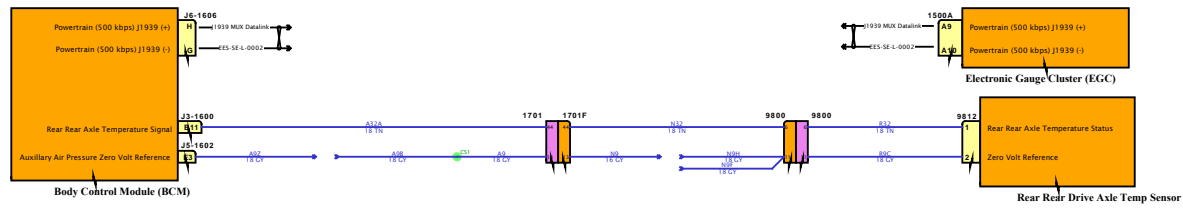


SOFTWARE FEATURE CODES



DESIGN DESCRIPTION

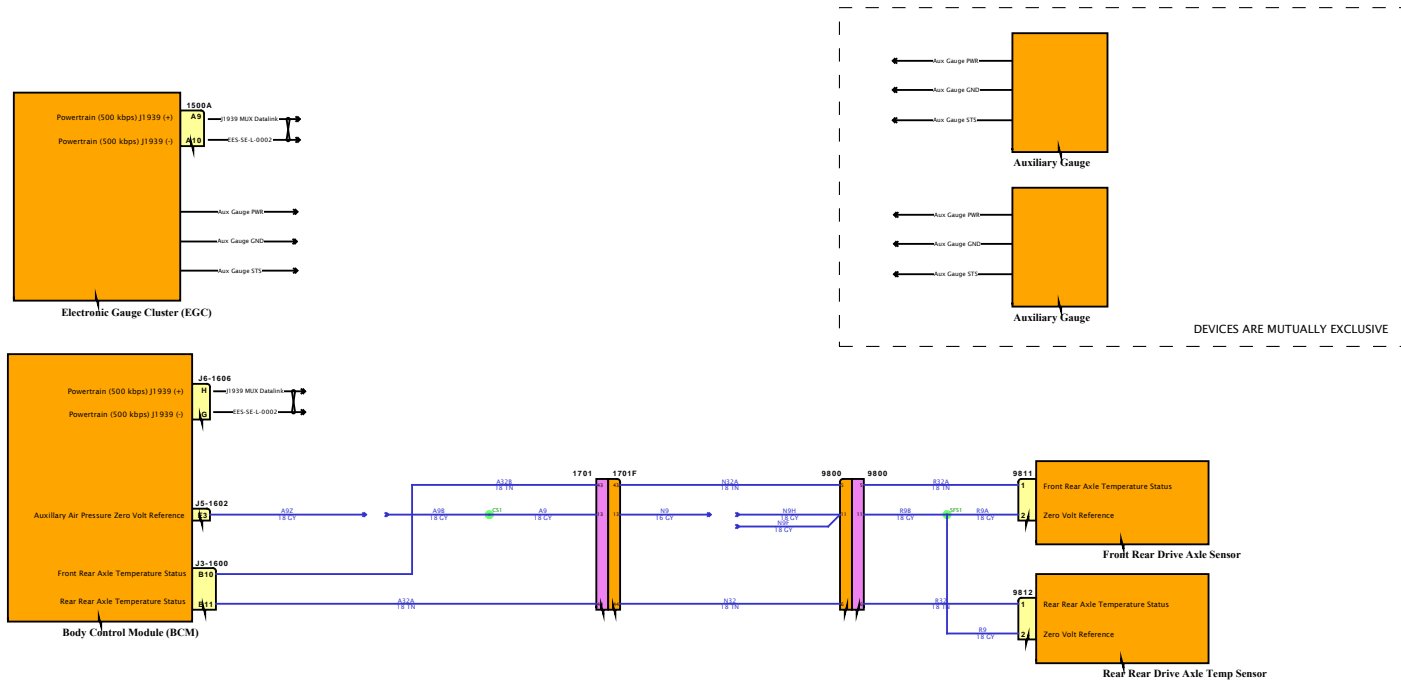
FEATURE CODES



SOFTWARE FEATURE CODES

DESIGN DESCRIPTION

FEATURE CODES

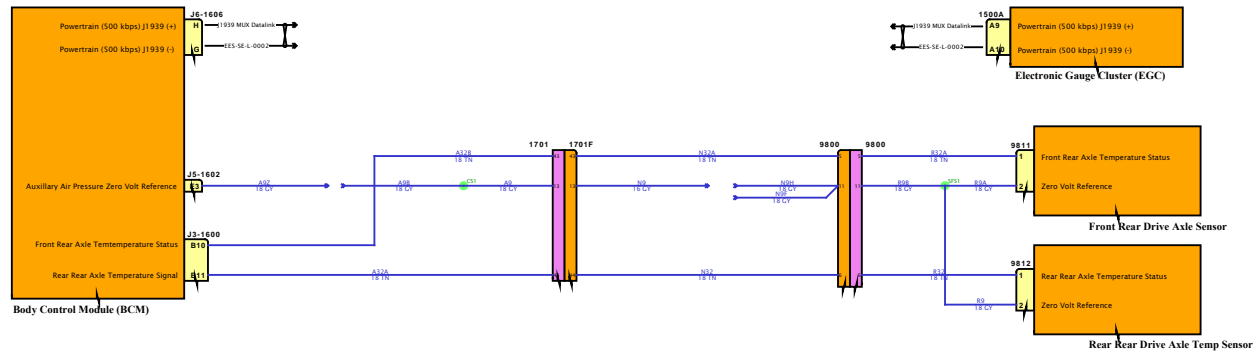


SOFTWARE FEATURE CODES



DESIGN DESCRIPTION

FEATURE CODES



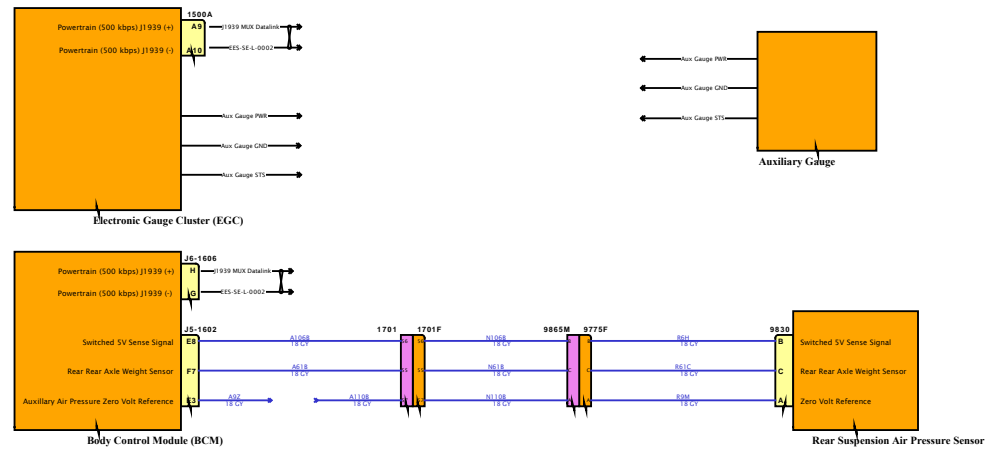
SOFTWARE FEATURE CODES



Diagram1-Combination1

DESIGN DESCRIPTION

FEATURE CODES

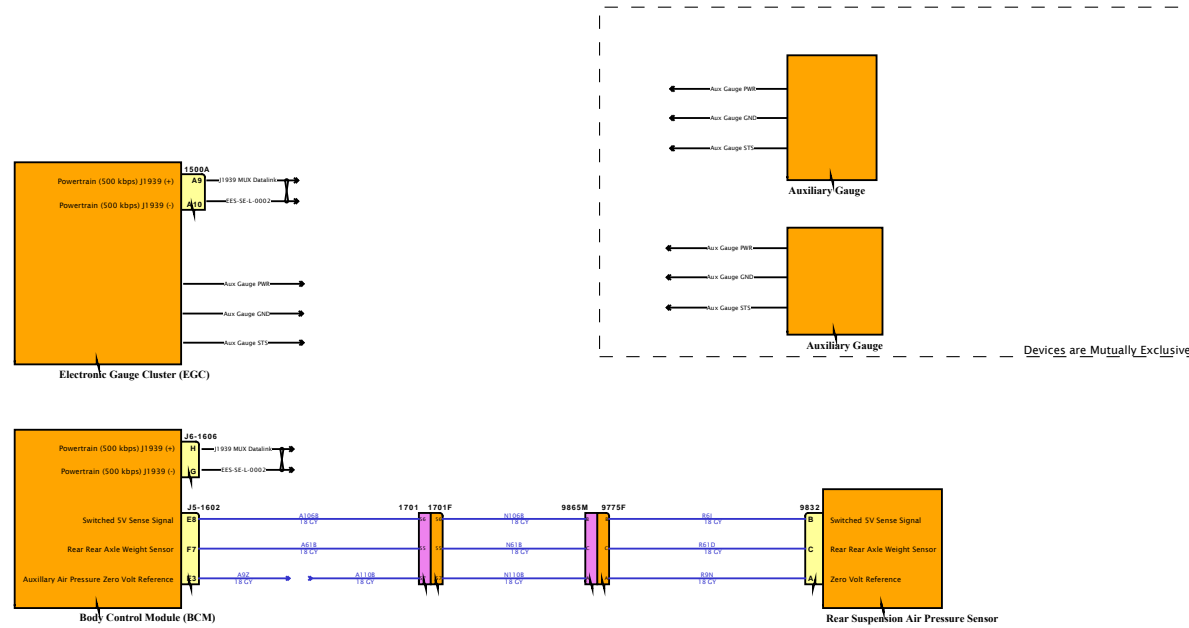


SOFTWARE FEATURE CODES



DESIGN DESCRIPTION

FEATURE CODES



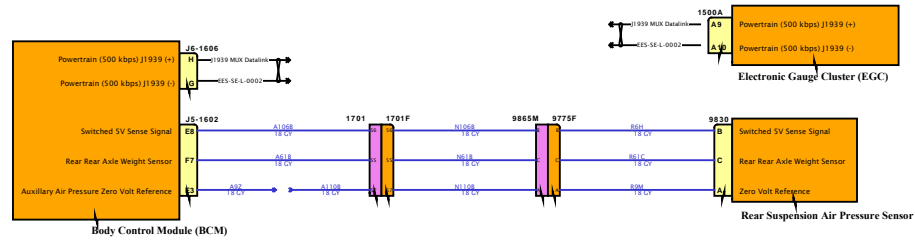
SOFTWARE FEATURE CODES



Diagram1-Combination1

DESIGN DESCRIPTION

FEATURE CODES



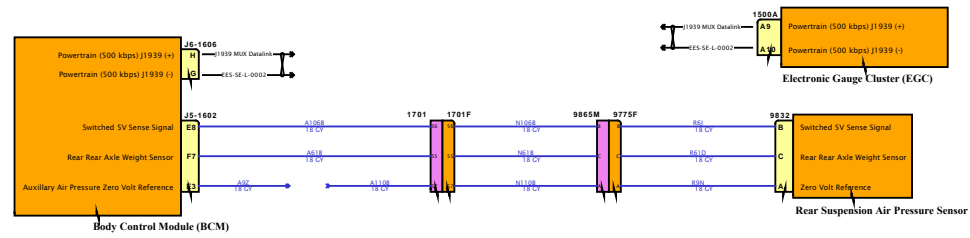
SOFTWARE FEATURE CODES



Diagram1-Combination2

DESIGN DESCRIPTION

FEATURE CODES

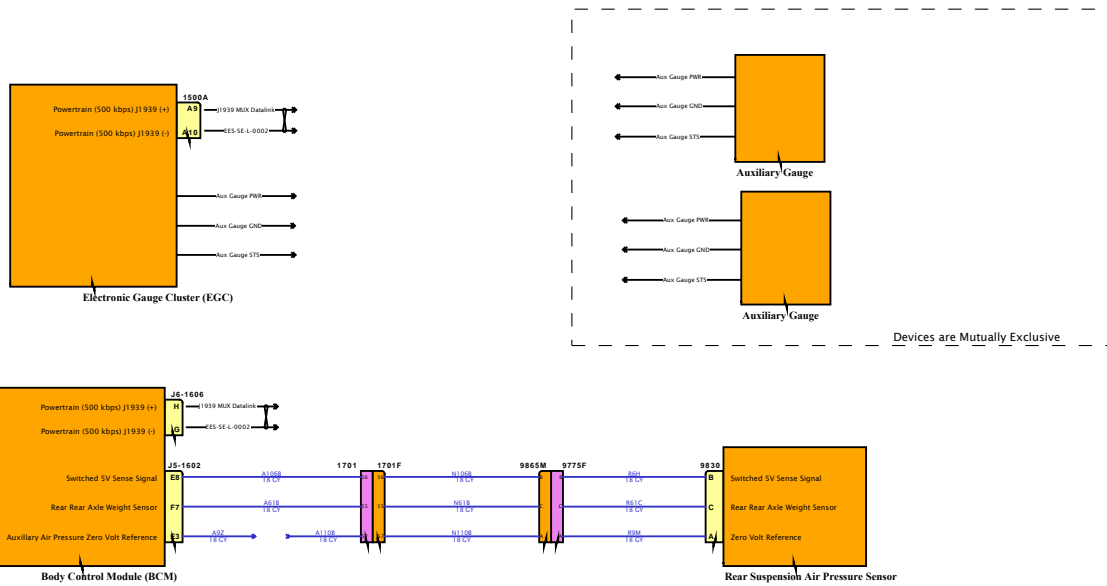


SOFTWARE FEATURE CODES



DESIGN DESCRIPTION

FEATURE CODES

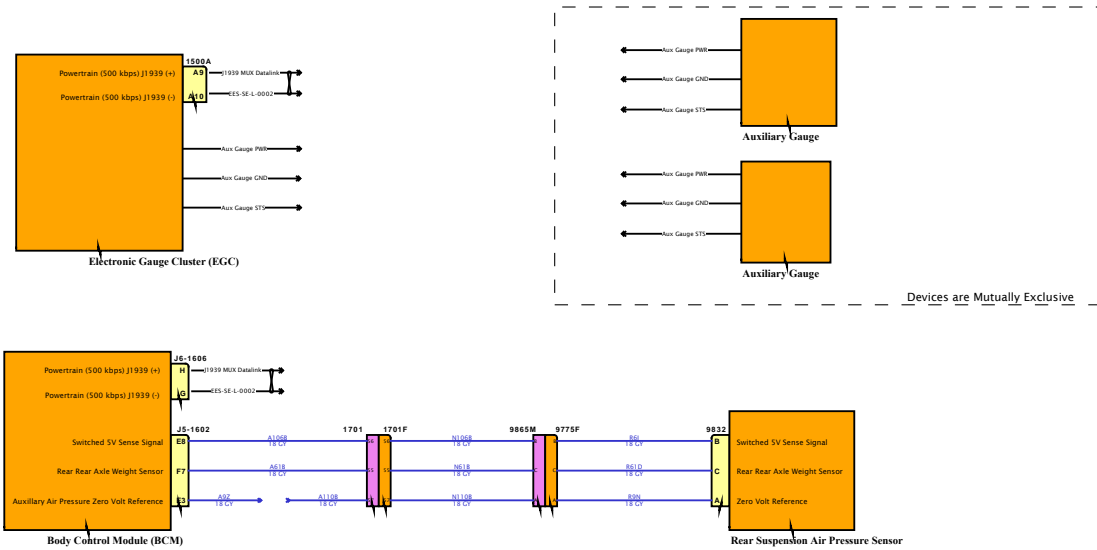


SOFTWARE FEATURE CODES



DESIGN DESCRIPTION

FEATURE CODES

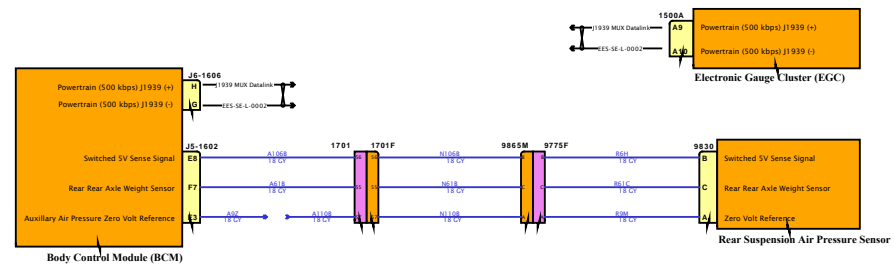


SOFTWARE FEATURE CODES

Diagram1-Combination1

DESIGN DESCRIPTION

FEATURE CODES



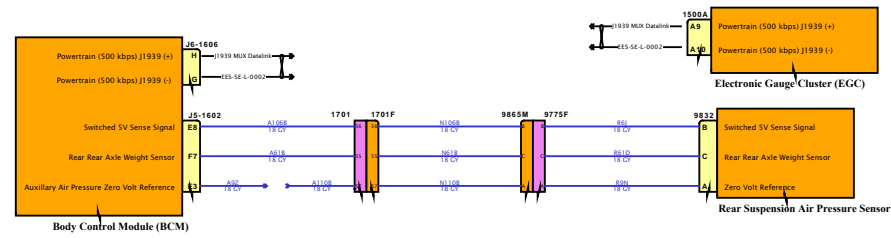
SOFTWARE FEATURE CODES



Diagram1-Combination2

DESIGN DESCRIPTION

FEATURE CODES

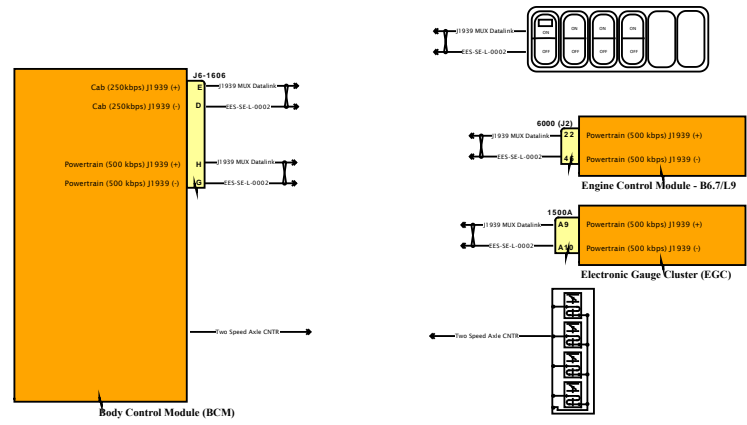


SOFTWARE FEATURE CODES



DESIGN DESCRIPTION

FEATURE CODES

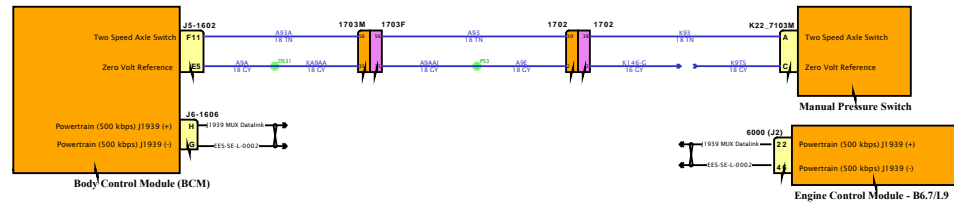


SOFTWARE FEATURE CODES

Diagram1

DESIGN DESCRIPTION

FEATURE CODES

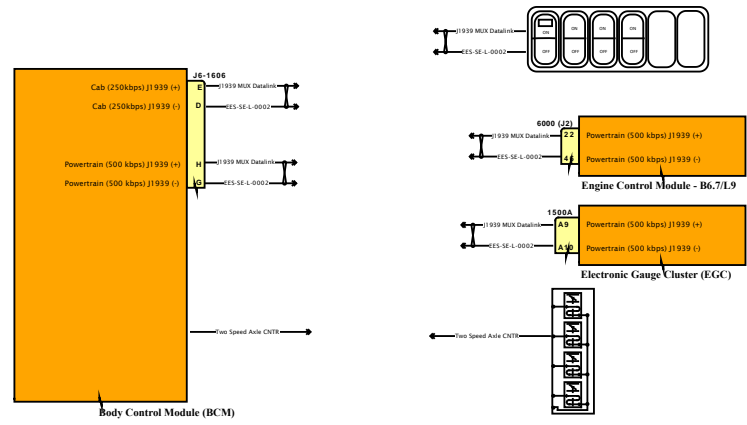


SOFTWARE FEATURE CODES



DESIGN DESCRIPTION

FEATURE CODES



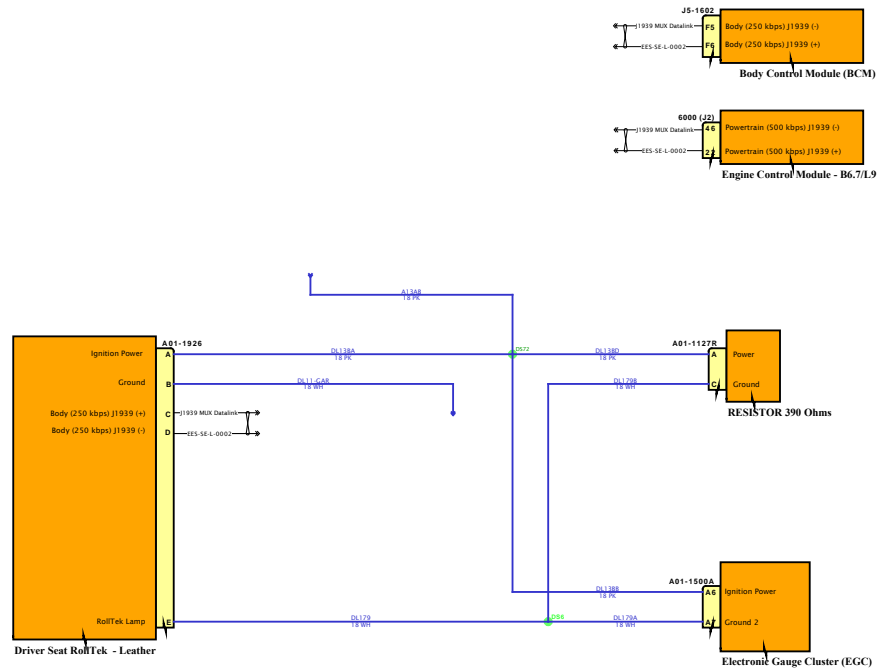
SOFTWARE FEATURE CODES



Diagram1

DESIGN DESCRIPTION

FEATURE CODES



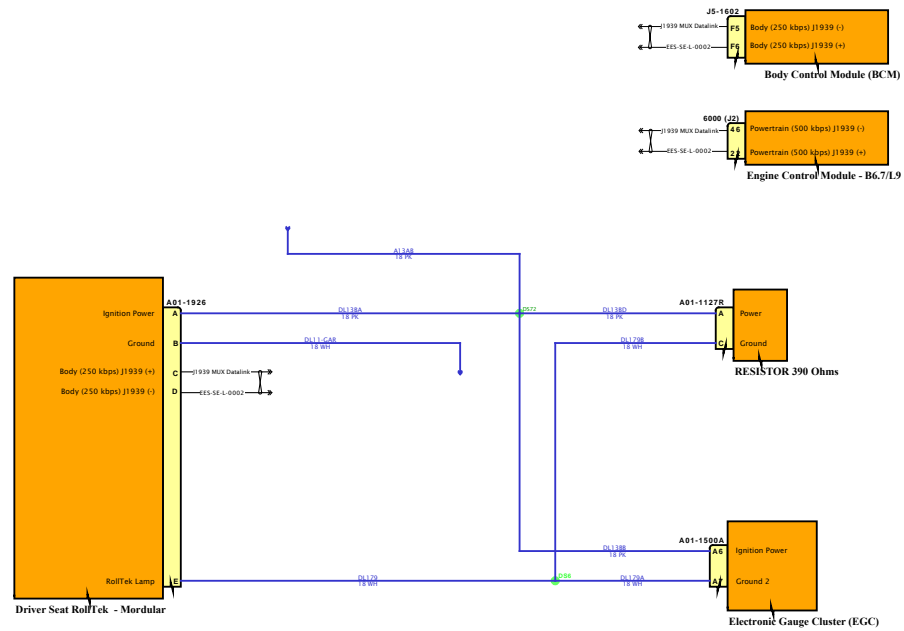
SOFTWARE FEATURE CODES



Diagram1

DESIGN DESCRIPTION

FEATURE CODES



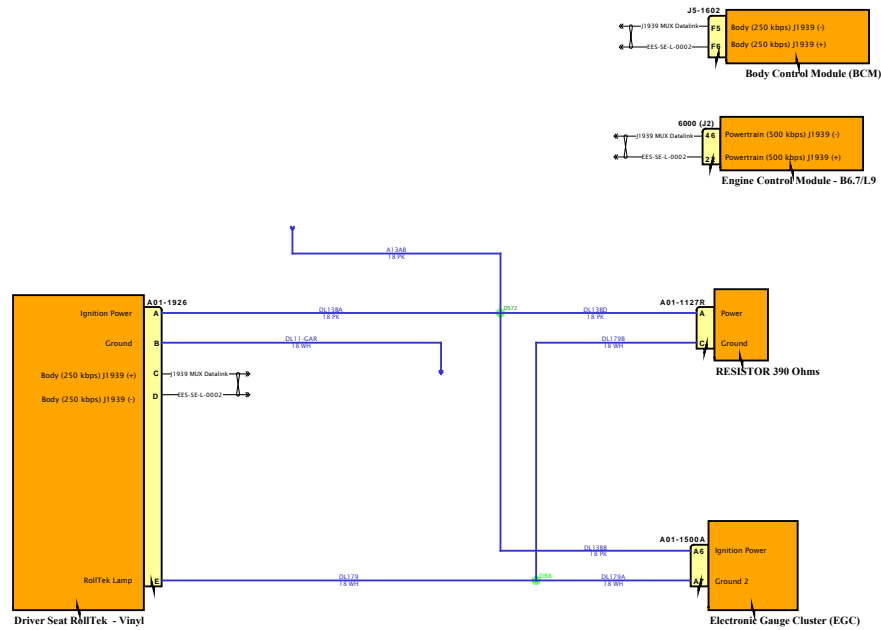
SOFTWARE FEATURE CODES



DESIGN DESCRIPTION

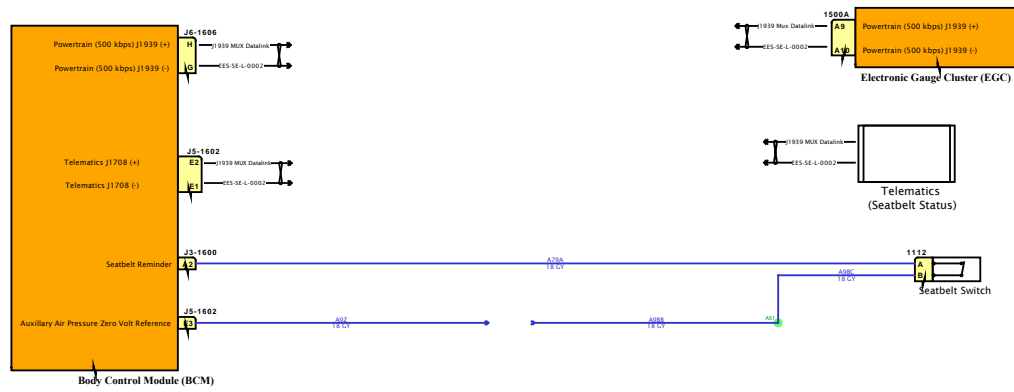
FEATURE CODES

SOFTWARE FEATURE CODES



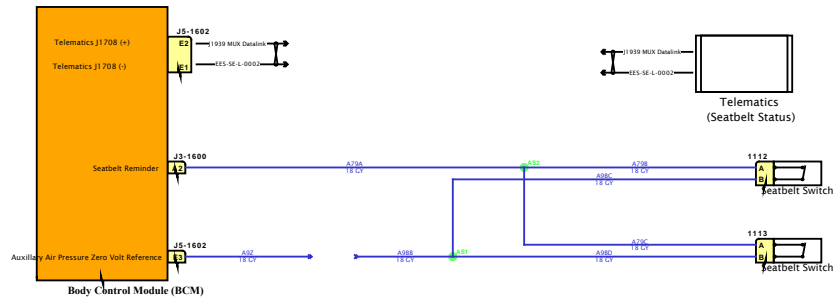
DESIGN DESCRIPTION

FEATURE CODES



SOFTWARE FEATURE CODES

Diagram1



DESIGN DESCRIPTION

FEATURE CODES

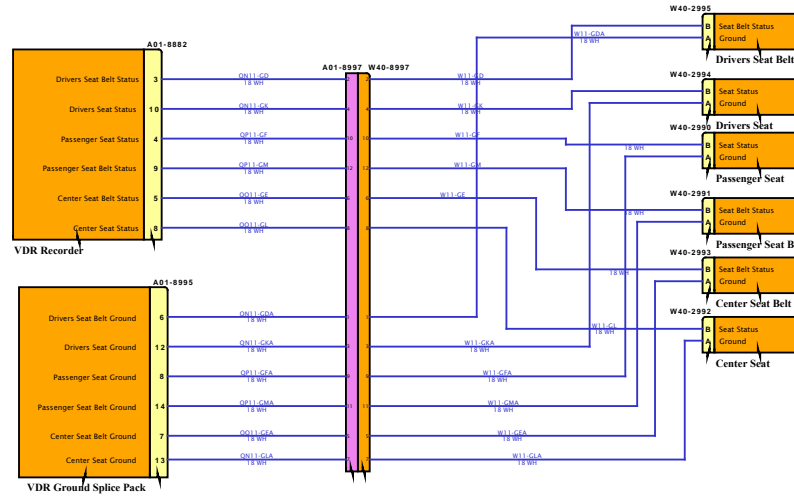
SOFTWARE FEATURE CODES



Diagram1 - Seats

DESIGN DESCRIPTION

FEATURE CODES



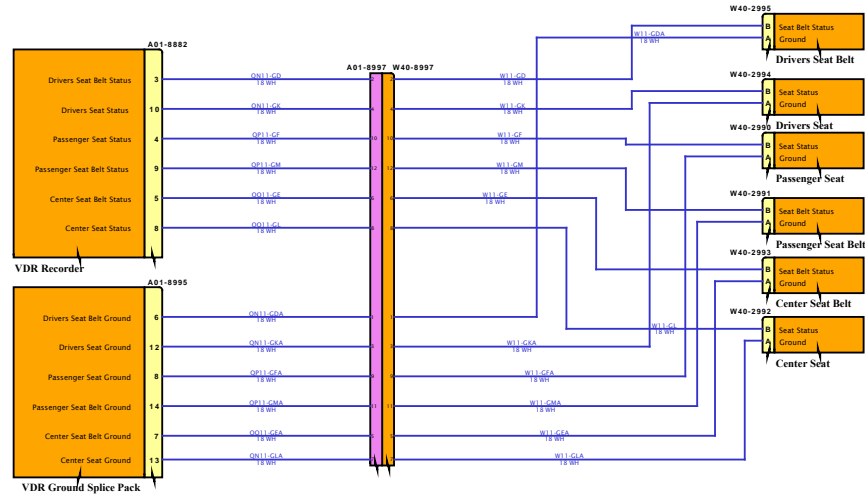
SOFTWARE FEATURE CODES



Diagram1 - Seats

DESIGN DESCRIPTION

FEATURE CODES

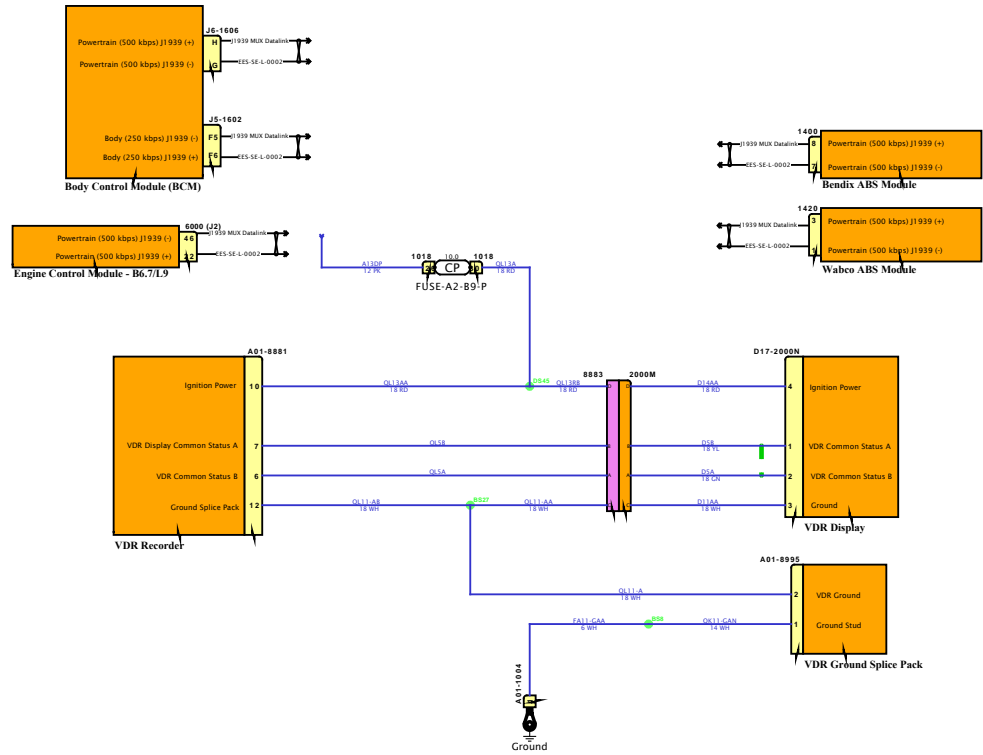


SOFTWARE FEATURE CODES



DESIGN DESCRIPTION

FEATURE CODES



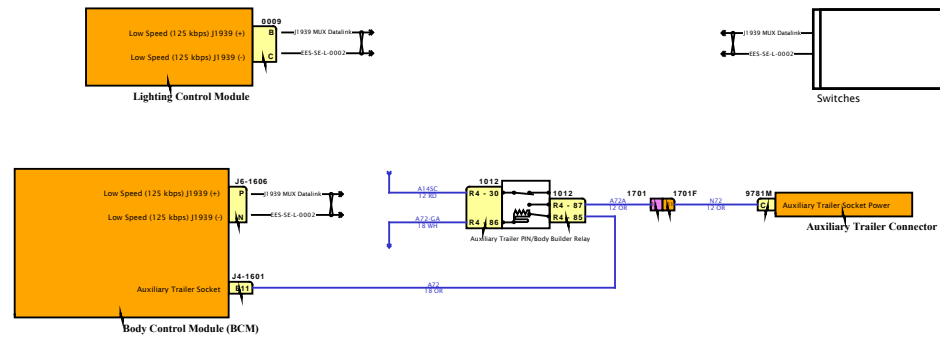
SOFTWARE FEATURE CODES



Diagram1

DESIGN DESCRIPTION

FEATURE CODES



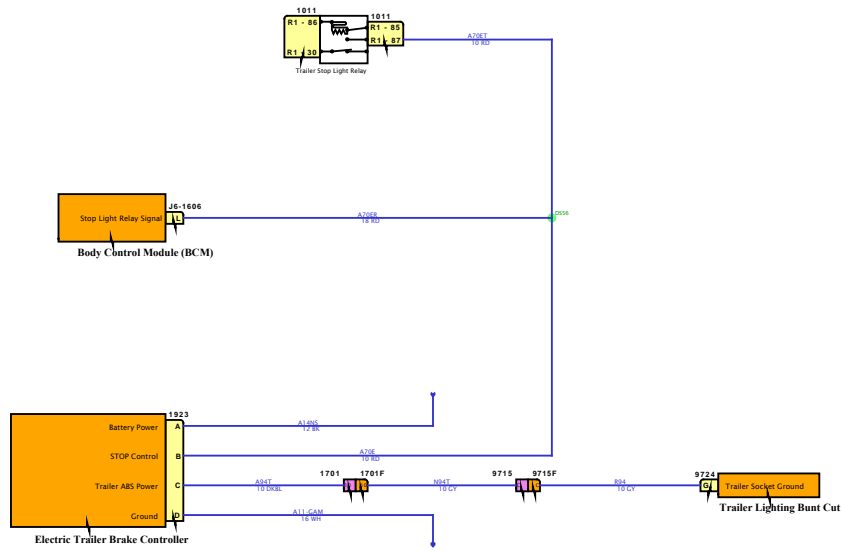
SOFTWARE FEATURE CODES



Diagram1

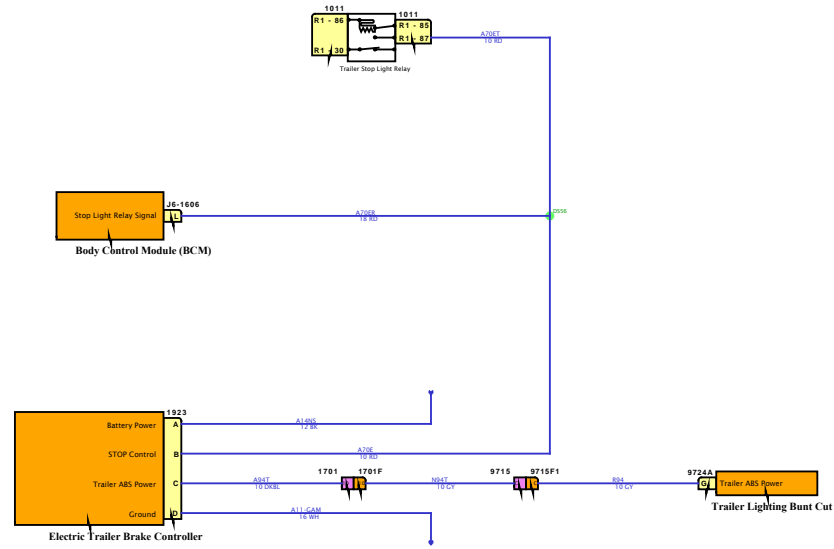
DESIGN DESCRIPTION

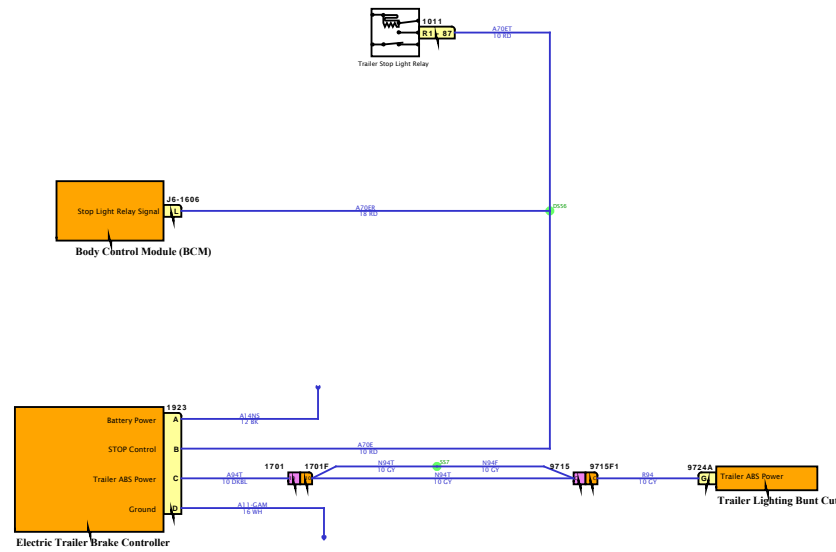
FEATURE CODES



SOFTWARE FEATURE CODES



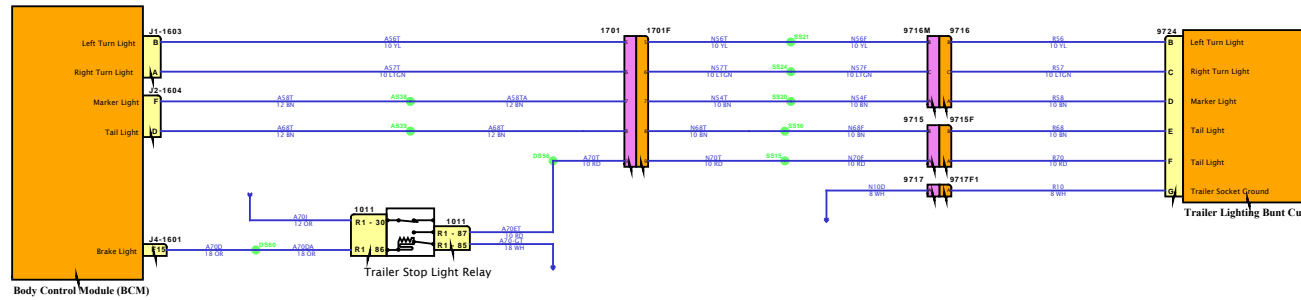




DESIGN DESCRIPTION

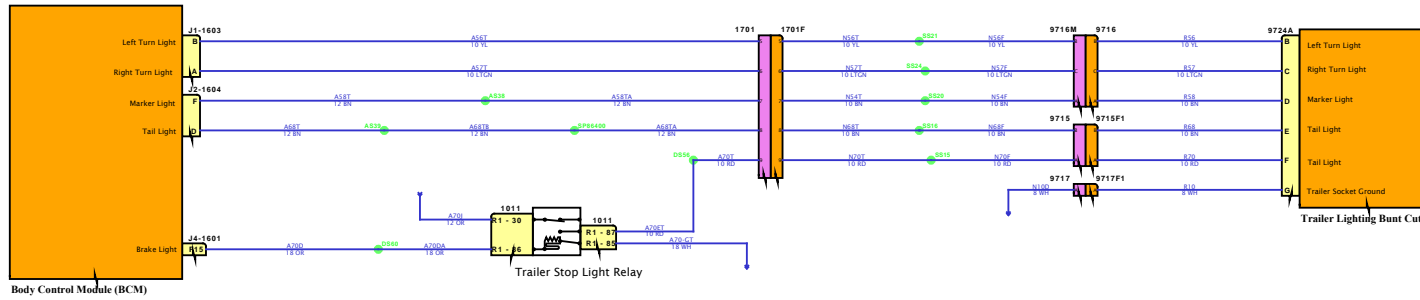
FEATURE CODES

SOFTWARE FEATURE CODES



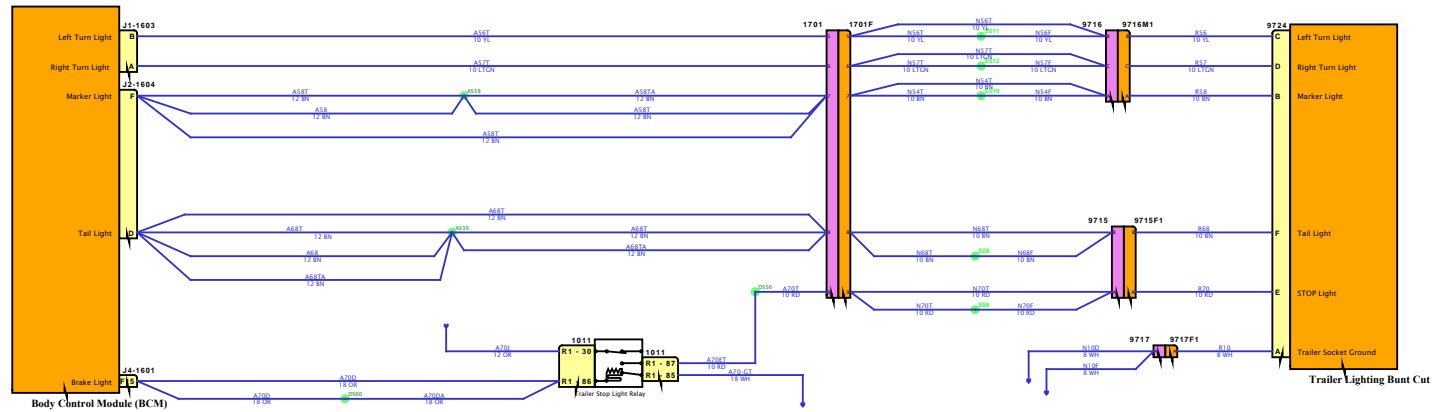
DESIGN DESCRIPTION

FEATURE CODES



SOFTWARE FEATURE CODES

Diagram1



DESIGN DESCRIPTION

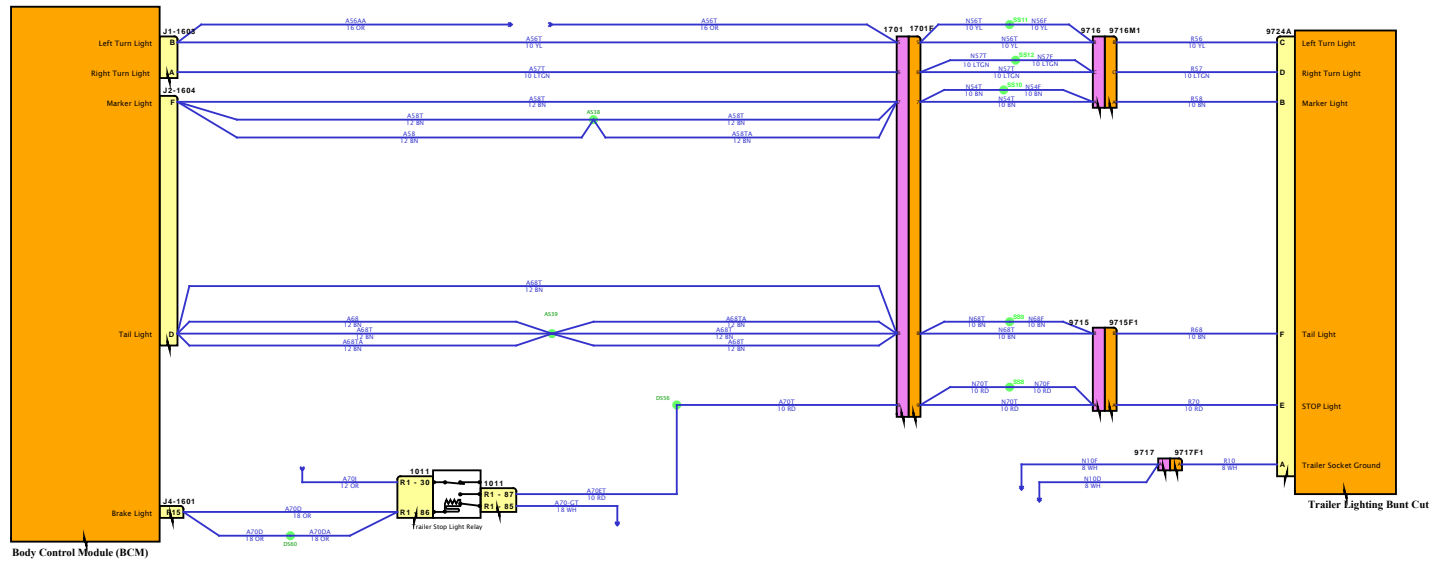
FEATURE CODES

SOFTWARE FEATURE CODES



DESIGN DESCRIPTION

FEATURE CODES

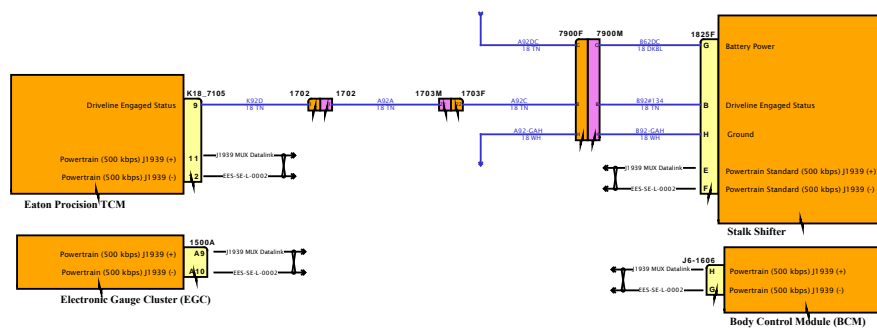


SOFTWARE FEATURE CODES



DESIGN DESCRIPTION

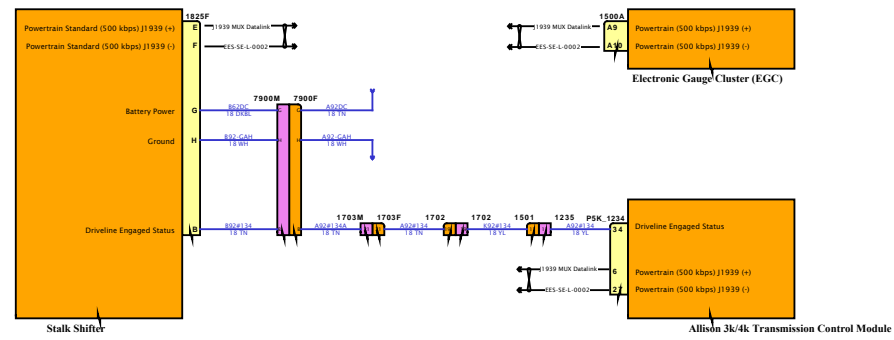
FEATURE CODES



SOFTWARE FEATURE CODES

DESIGN DESCRIPTION

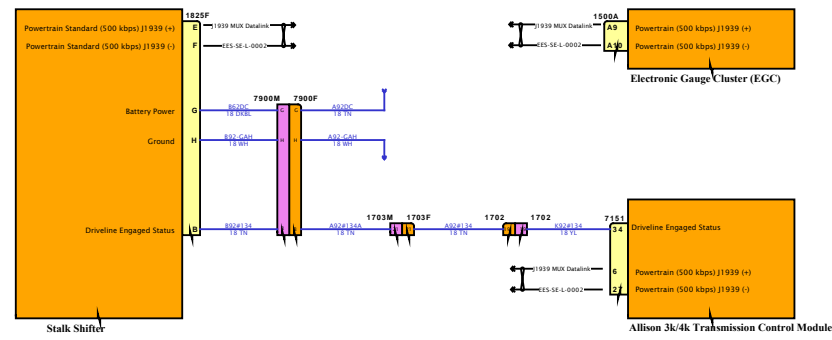
FEATURE CODES



SOFTWARE FEATURE CODES

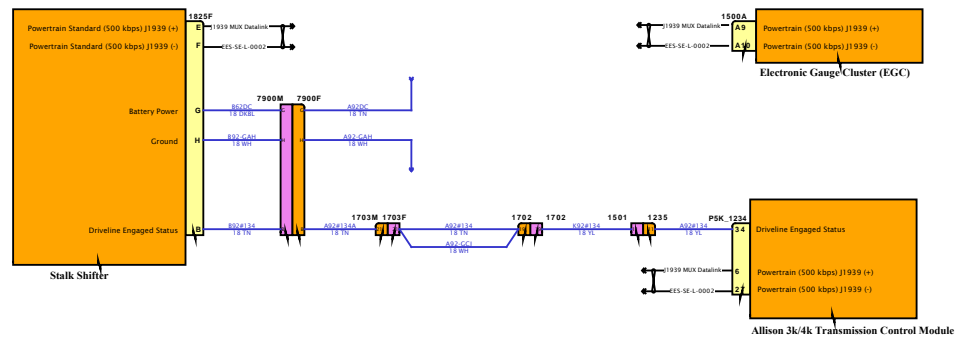
DESIGN DESCRIPTION

FEATURE CODES



SOFTWARE FEATURE CODES

Diagram1-Combination1

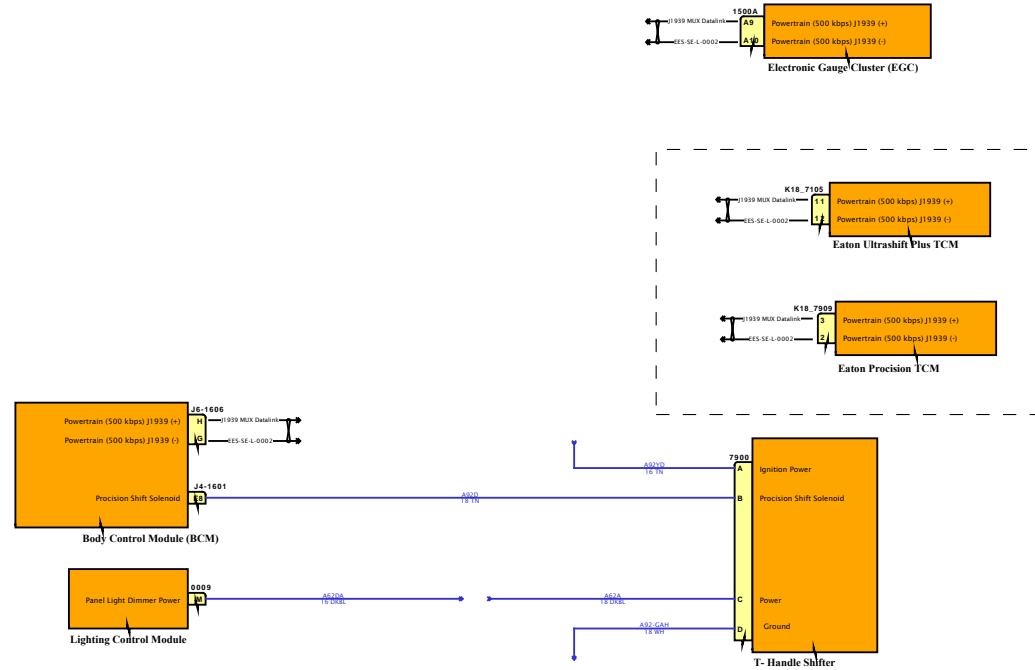


DESIGN DESCRIPTION

FEATURE CODES

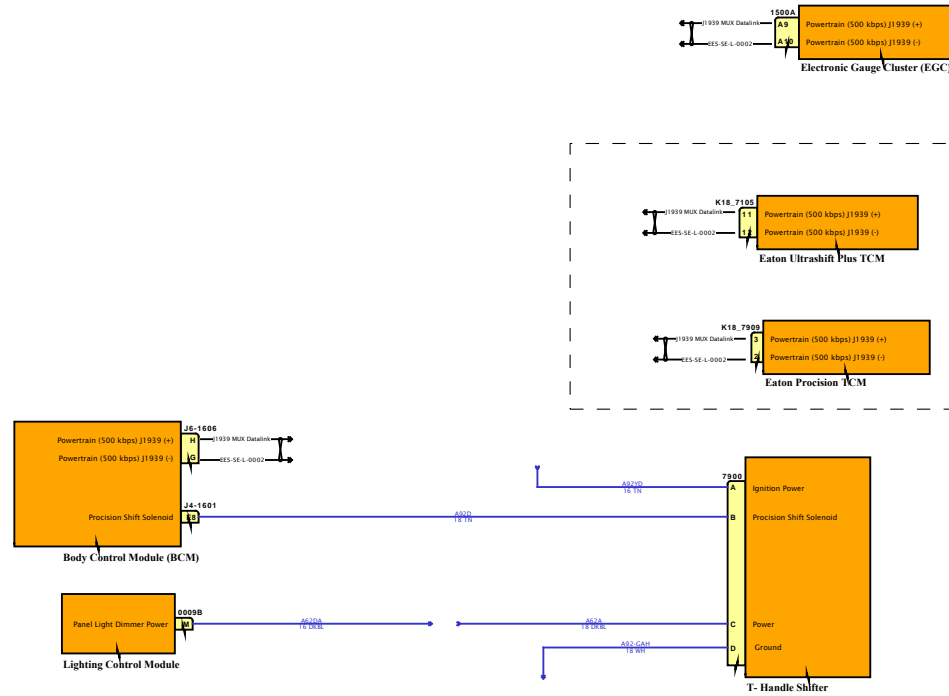
SOFTWARE FEATURE CODES





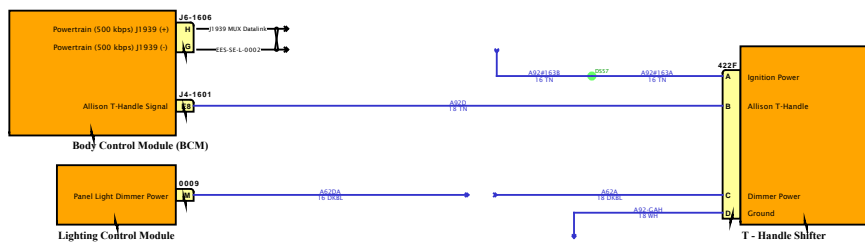
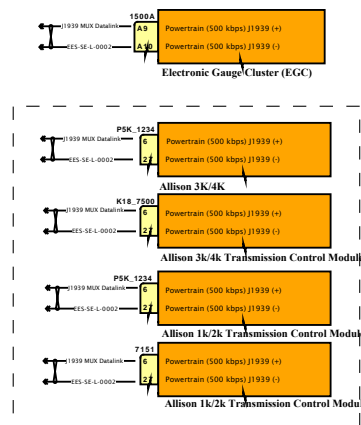
DESIGN DESCRIPTION

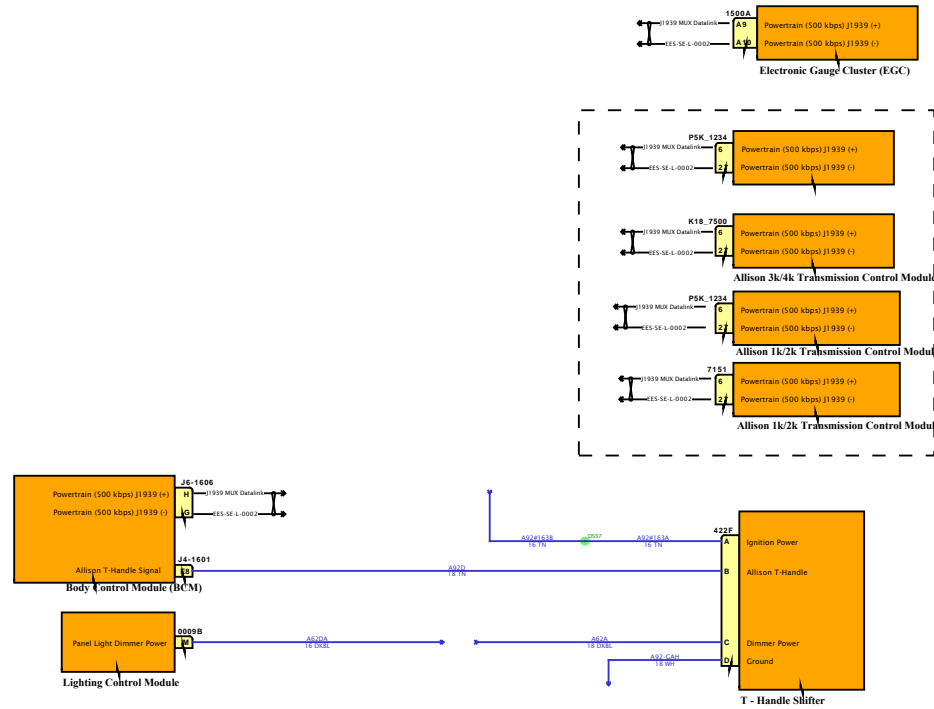
FEATURE CODES



SOFTWARE FEATURE CODES








DESIGN DESCRIPTION

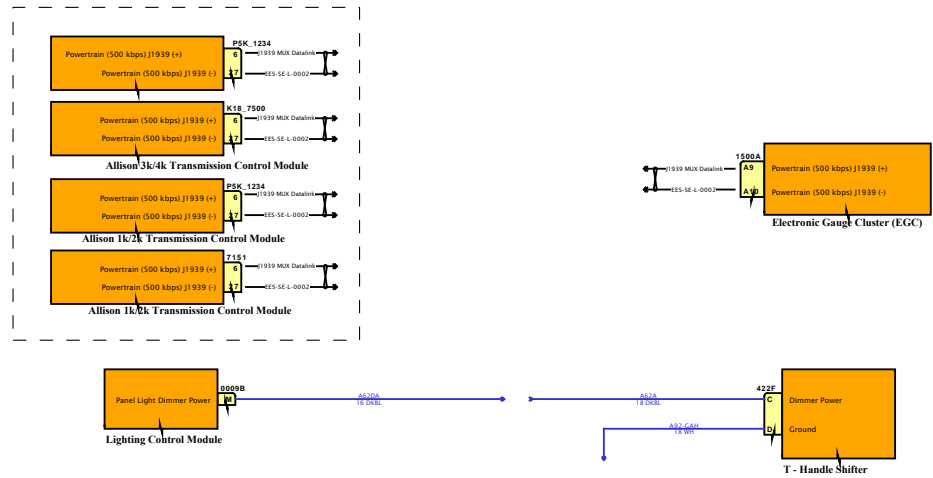
FEATURE CODES



SOFTWARE FEATURE CODES

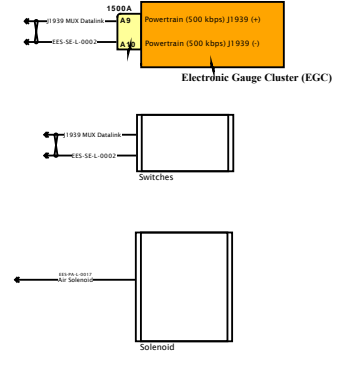
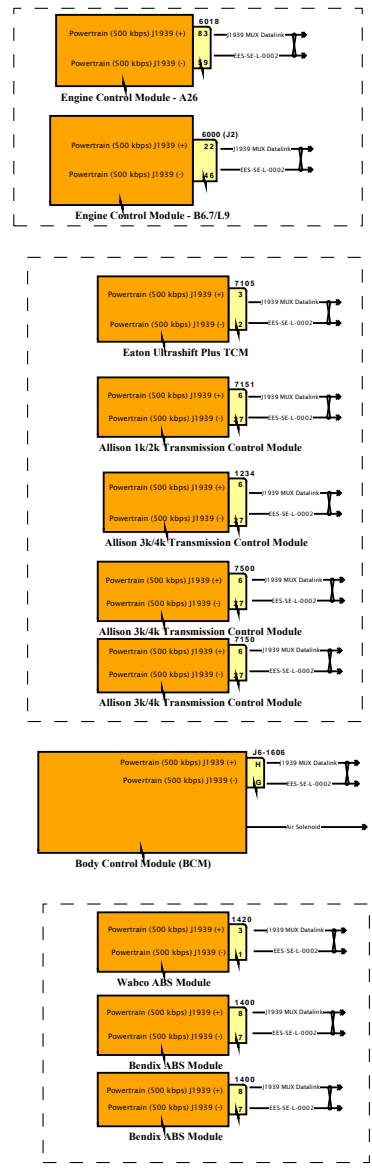
DESIGN DESCRIPTION

FEATURE CODES



SOFTWARE FEATURE CODES



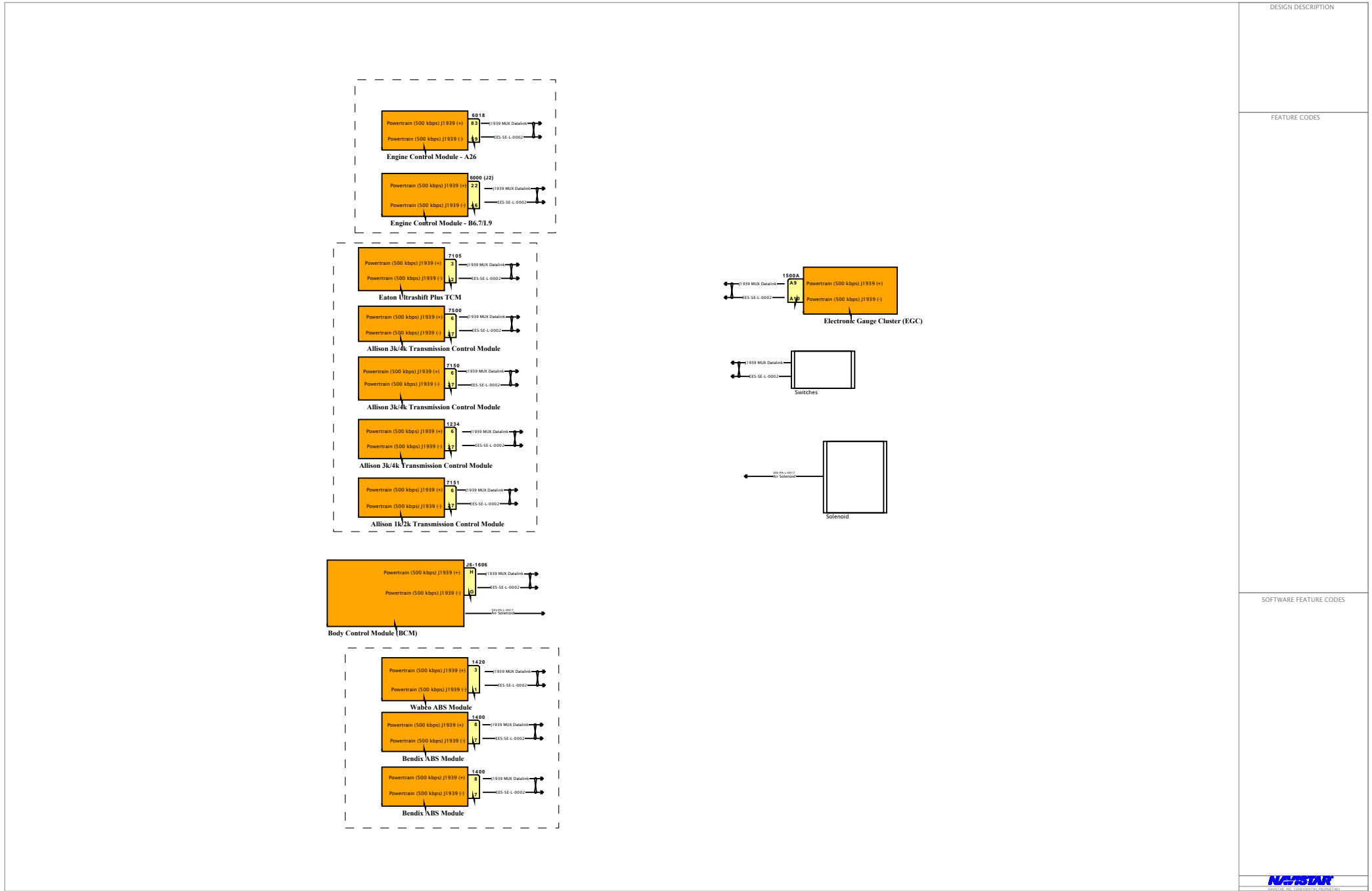


DESIGN DESCRIPTION

FEATURE CODES

SOFTWARE FEATURE CODES





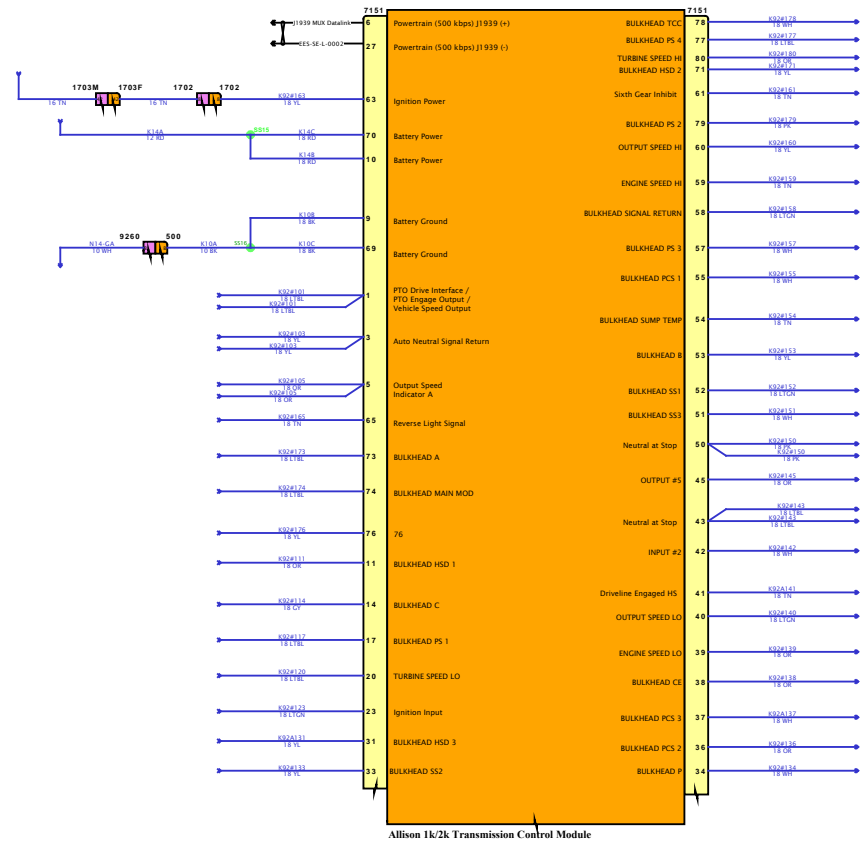
DESIGN DESCRIPTION

FEATURE CODES

SOFTWARE FEATURE CODES



Diagram 1



DESIGN DESCRIPTION

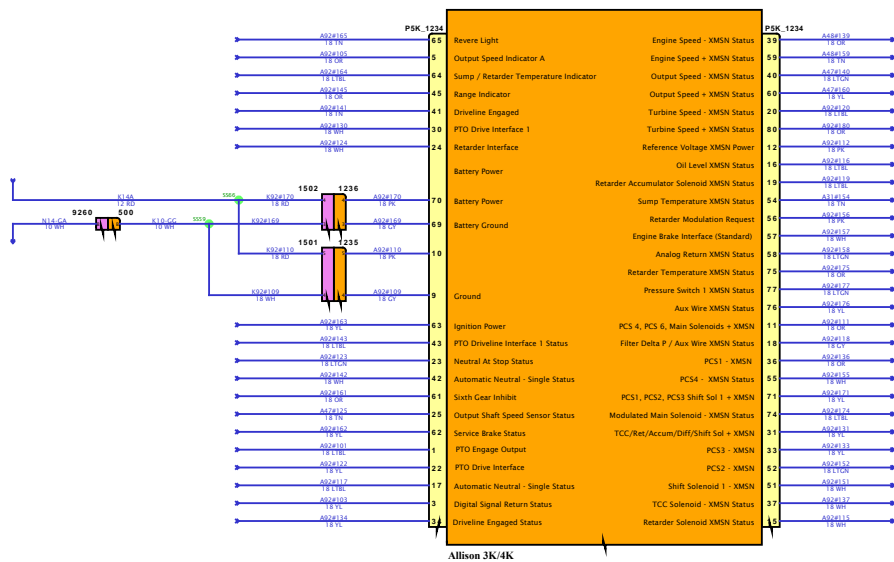
FEATURE CODES

SOFTWARE FEATURE CODES



DESIGN DESCRIPTION

FEATURE CODES

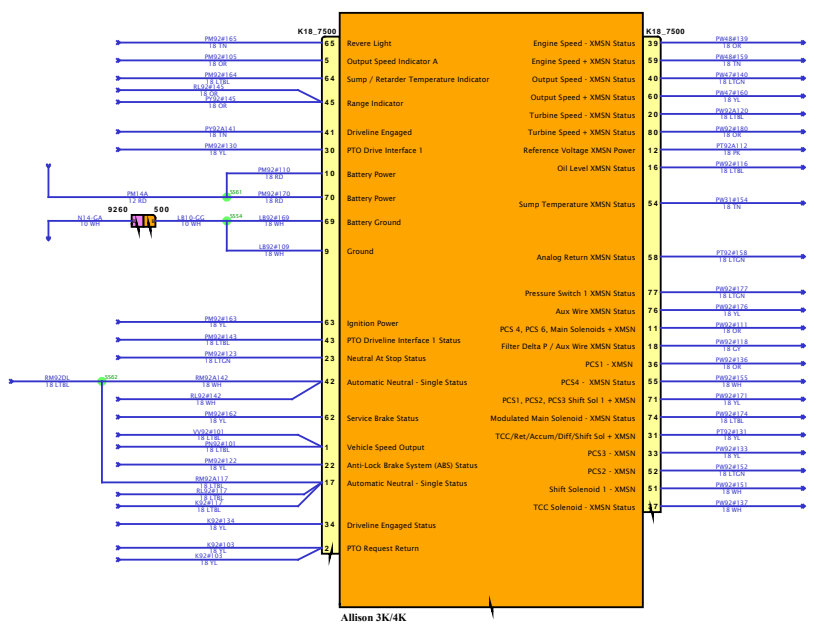


SOFTWARE FEATURE CODES



DESIGN DESCRIPTION

FEATURE CODES

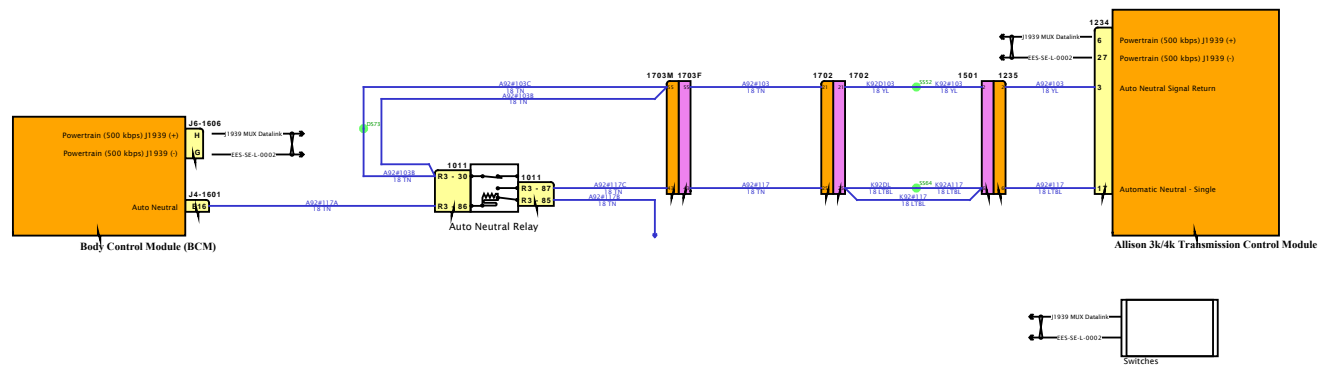


Allison 3K/4K

SOFTWARE FEATURE CODES



Diagram1-Combination1



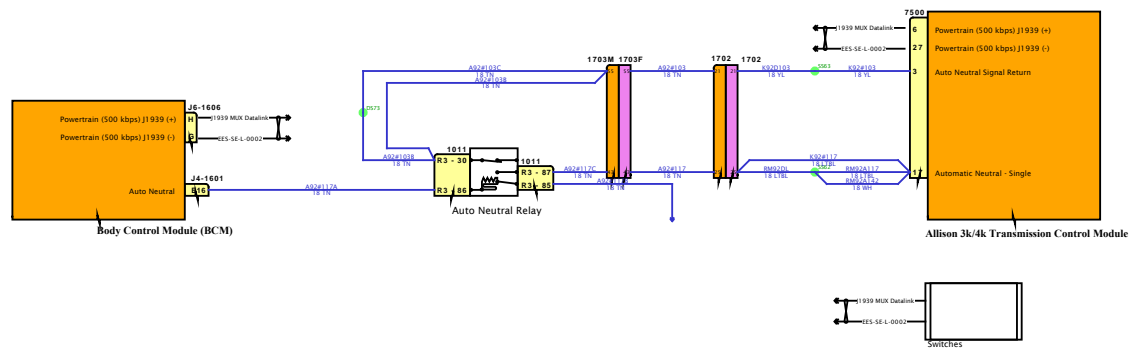
DESIGN DESCRIPTION

FEATURE CODES

SOFTWARE FEATURE CODES



Diagram1-Combination2

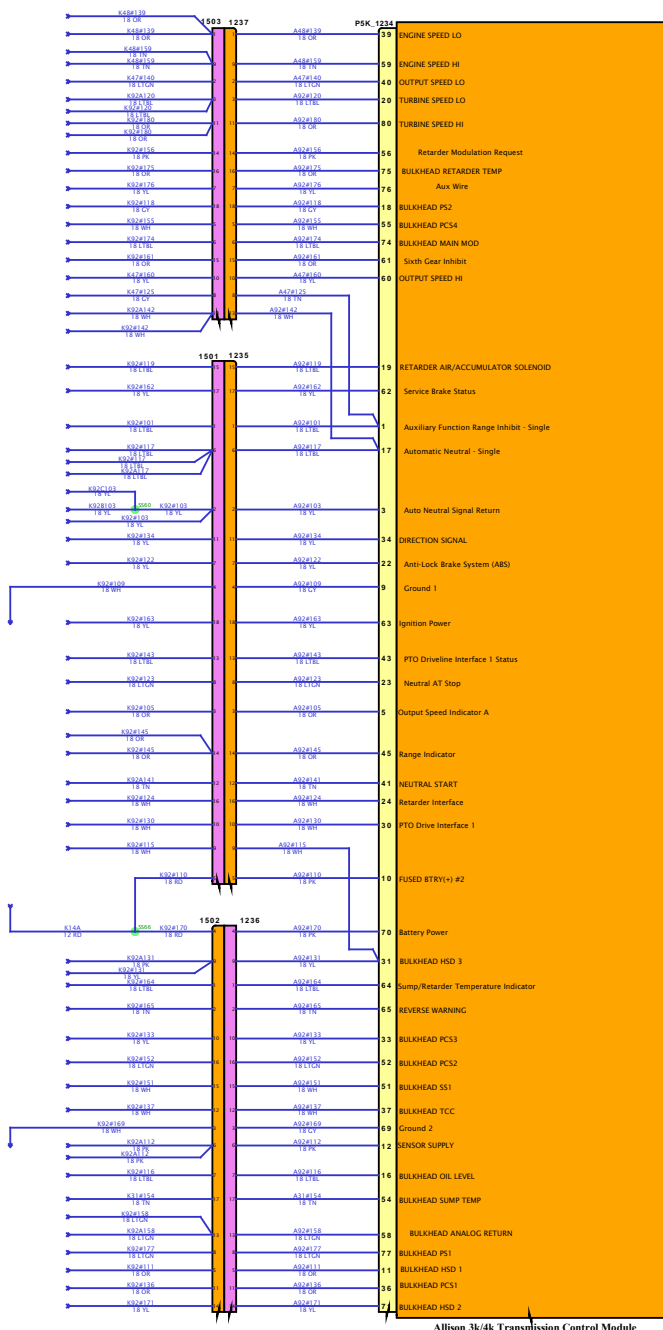


DESIGN DESCRIPTION

FEATURE CODES

SOFTWARE FEATURE CODES





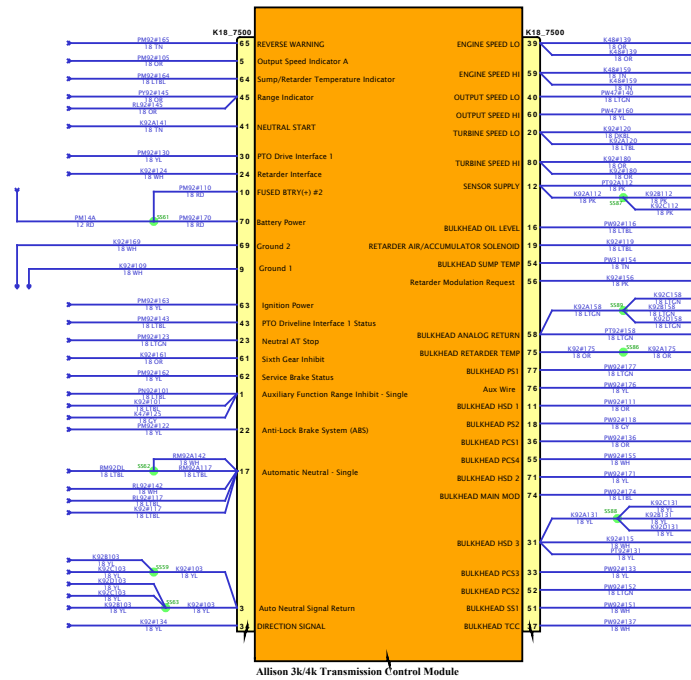
Allison 36/44 Transmission Control Module

DESIGN DESCRIPTION

FEATURE CODES

SOFTWARE FEATURE CODES

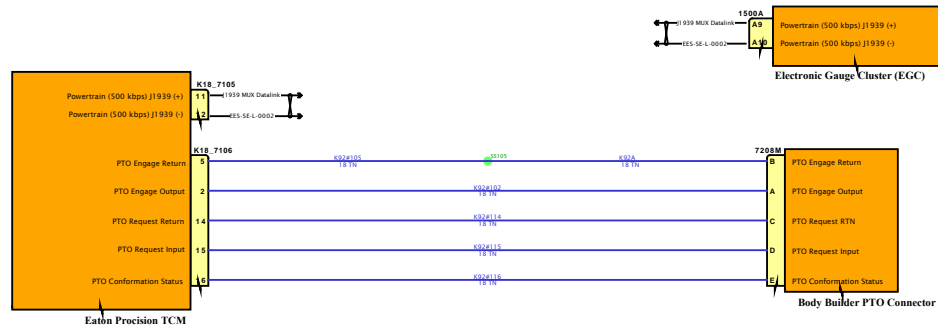




Allison 36/46 Transmission Control Module

DESIGN DESCRIPTION

FEATURE CODES

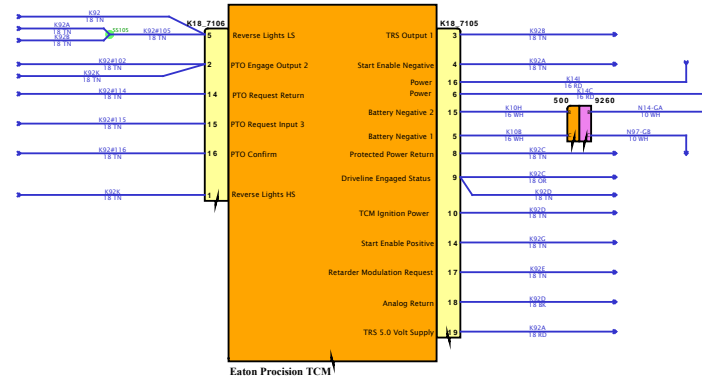


SOFTWARE FEATURE CODES

Diagram1

DESIGN DESCRIPTION

FEATURE CODES

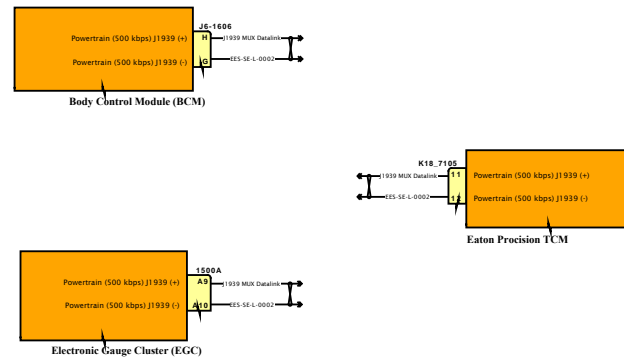


SOFTWARE FEATURE CODES

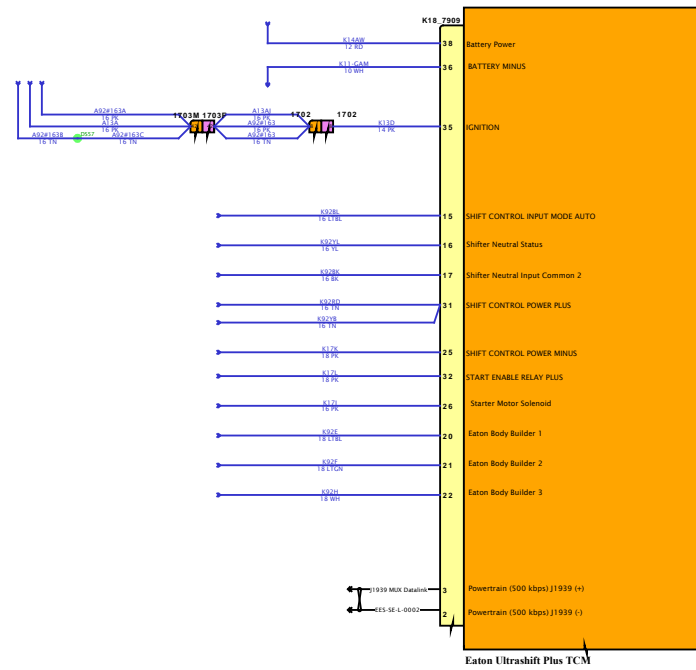


DESIGN DESCRIPTION

FEATURE CODES



SOFTWARE FEATURE CODES



DESIGN DESCRIPTION

FEATURE CODES

SOFTWARE FEATURE CODES



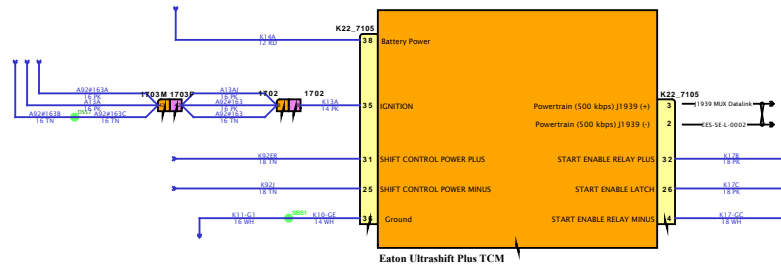
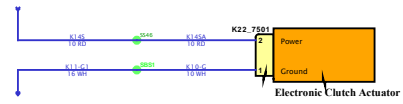


Diagram1



DESIGN DESCRIPTION

FEATURE CODES

SOFTWARE FEATURE CODES

NAVSTAR
NAVSTAR OF CANADA INC.

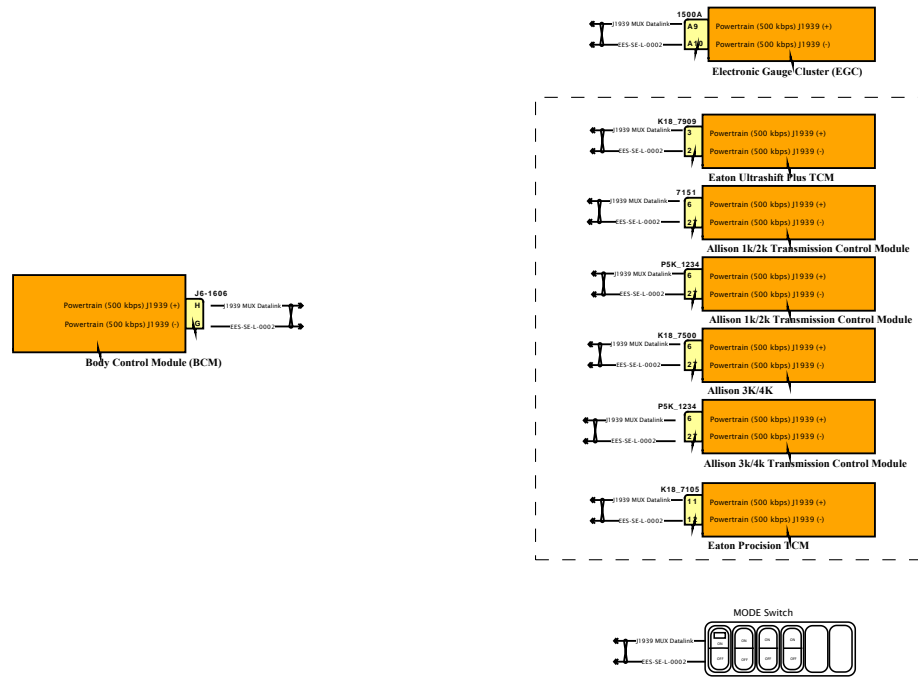
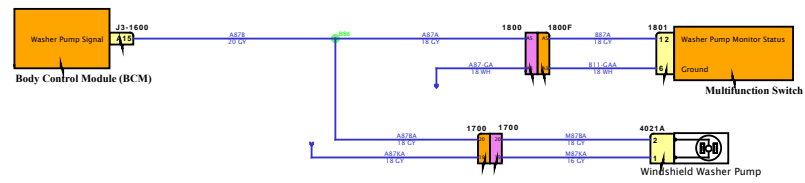


Diagram1-Combination1

DESIGN DESCRIPTION

FEATURE CODES



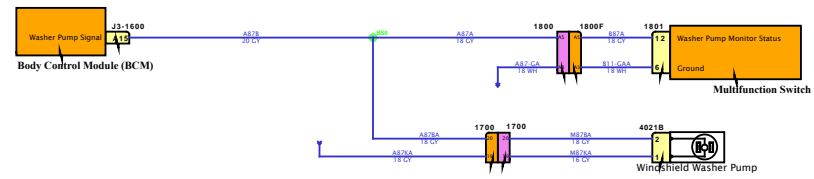
SOFTWARE FEATURE CODES



Diagram1-Combination2

DESIGN DESCRIPTION

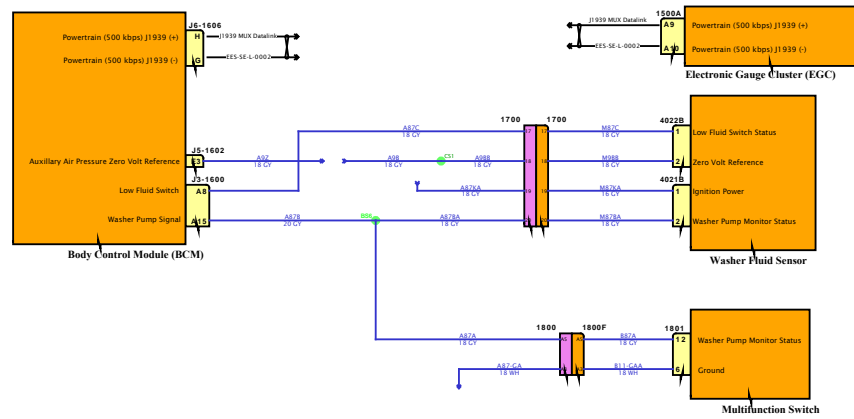
FEATURE CODES



SOFTWARE FEATURE CODES



Diagram1-Combination2



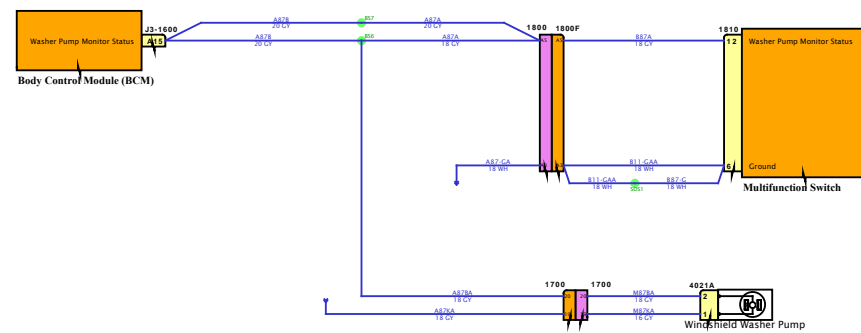
DESIGN DESCRIPTION

FEATURE CODES

SOFTWARE FEATURE CODES



Diagram1-Combination1



DESIGN DESCRIPTION

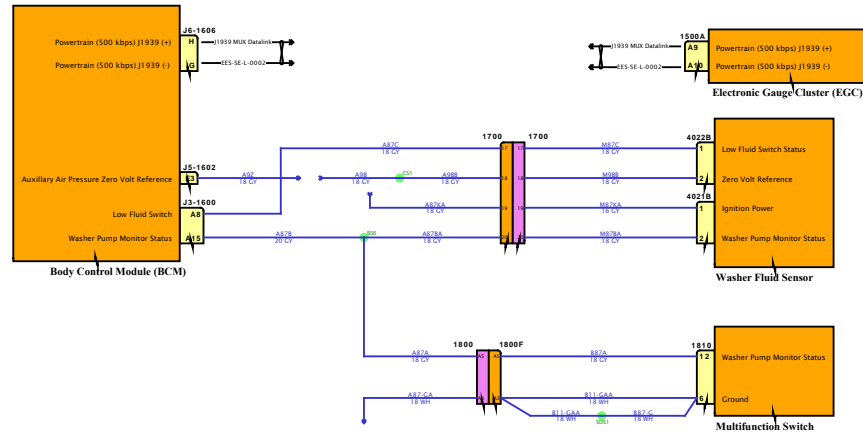
FEATURE CODES

SOFTWARE FEATURE CODES



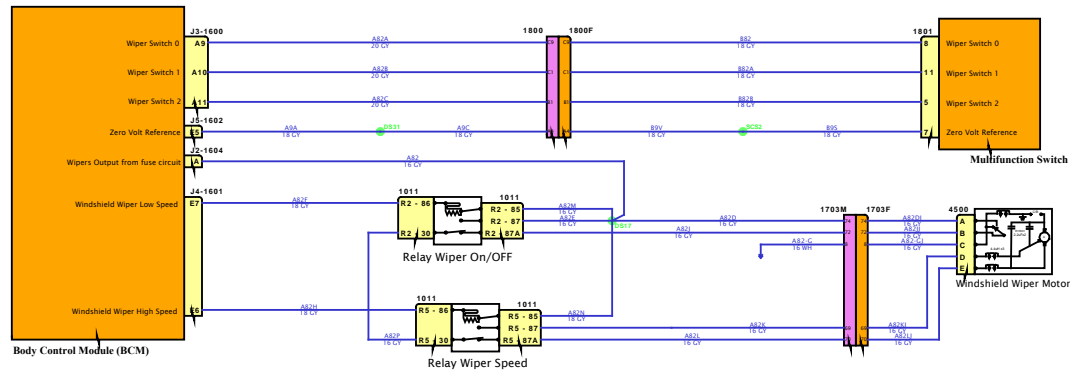
DESIGN DESCRIPTION

FEATURE CODES



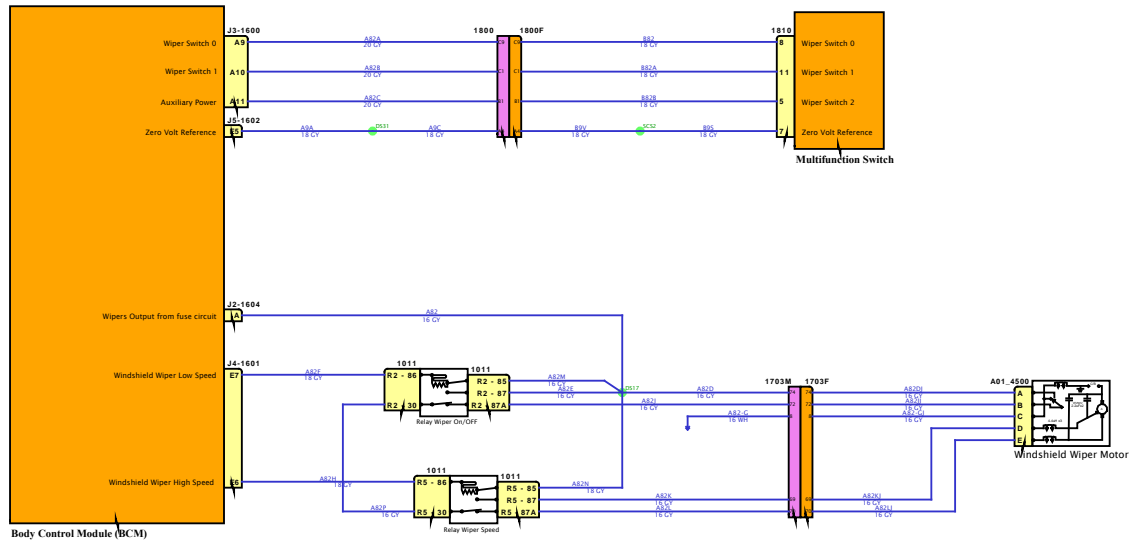
SOFTWARE FEATURE CODES





DESIGN DESCRIPTION

FEATURE CODES



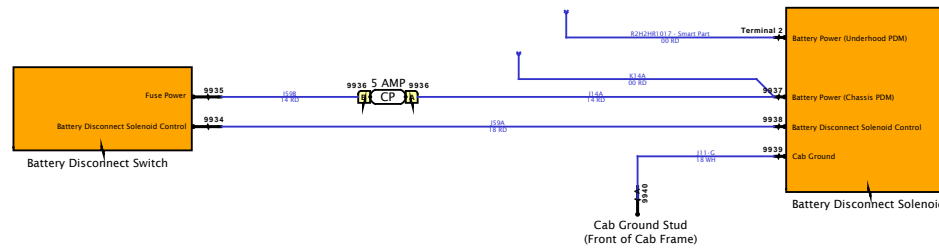
SOFTWARE FEATURE CODES



Diagram1

DESIGN DESCRIPTION

FEATURE CODES



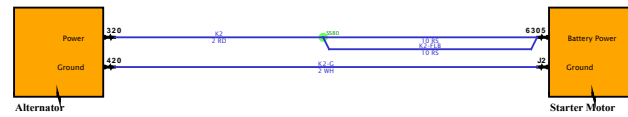
SOFTWARE FEATURE CODES



Diagram1-Combination1

DESIGN DESCRIPTION

FEATURE CODES

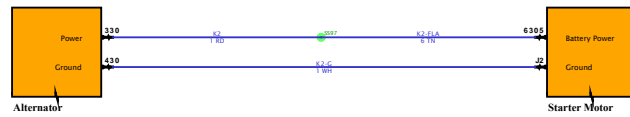


SOFTWARE FEATURE CODES



DESIGN DESCRIPTION

FEATURE CODES



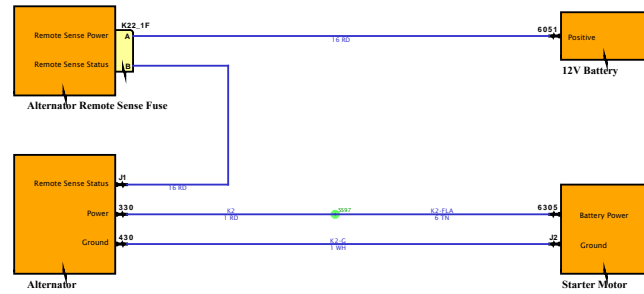
SOFTWARE FEATURE CODES



Diagram1

DESIGN DESCRIPTION

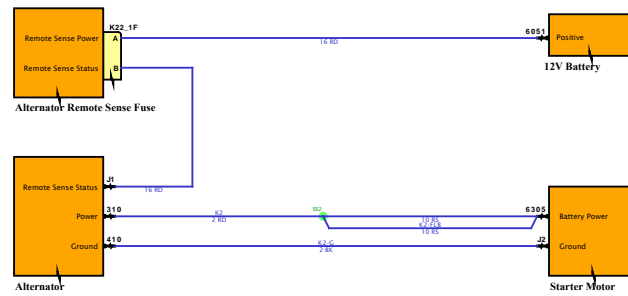
FEATURE CODES



SOFTWARE FEATURE CODES



Diagram1



DESIGN DESCRIPTION

FEATURE CODES

SOFTWARE FEATURE CODES



Diagram1-Combination1

DESIGN DESCRIPTION

FEATURE CODES

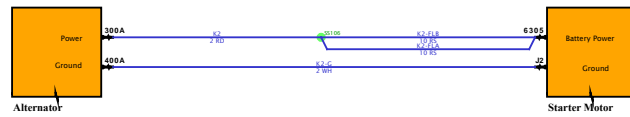


SOFTWARE FEATURE CODES



DESIGN DESCRIPTION

FEATURE CODES



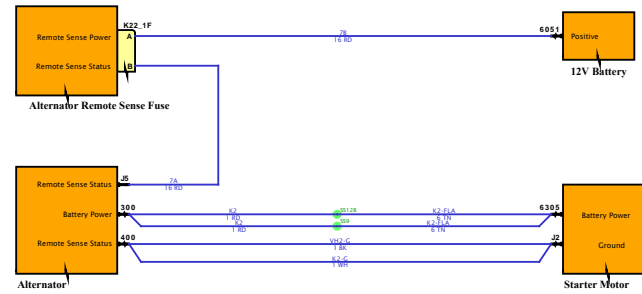
SOFTWARE FEATURE CODES



Diagram1

DESIGN DESCRIPTION

FEATURE CODES



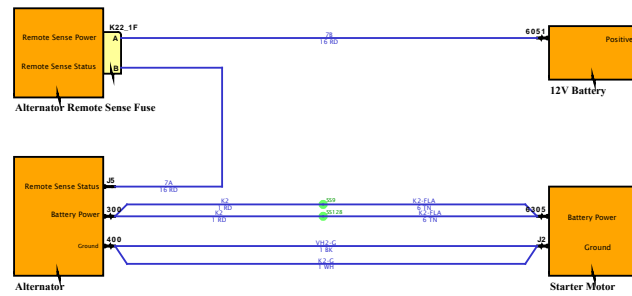
SOFTWARE FEATURE CODES



Diagram1

DESIGN DESCRIPTION

FEATURE CODES



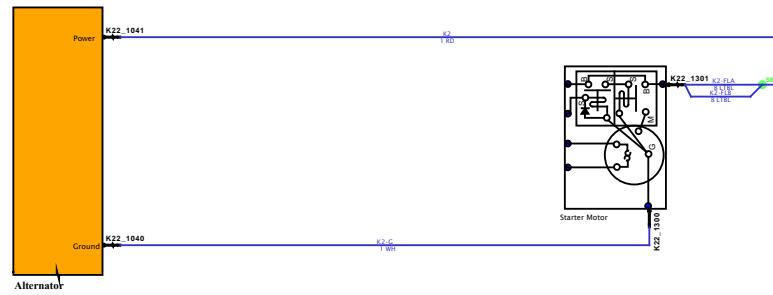
SOFTWARE FEATURE CODES



Diagram1

DESIGN DESCRIPTION

FEATURE CODES



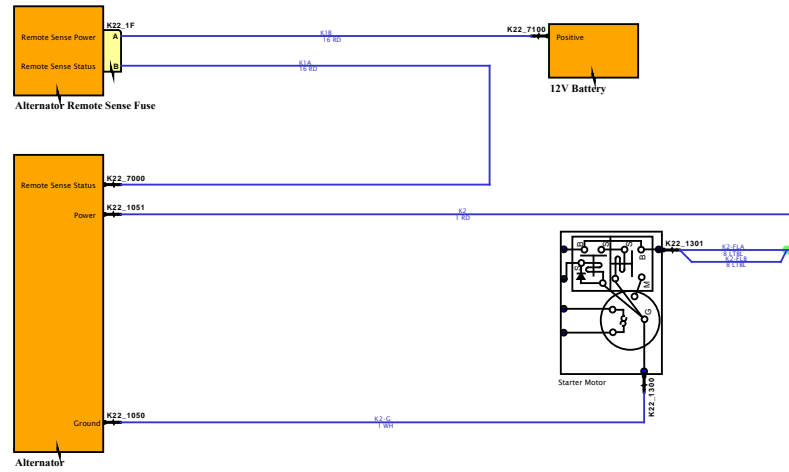
SOFTWARE FEATURE CODES

NASTAR
NATIONAL ASSOCIATION OF STATE TOWERS

Diagram1

DESIGN DESCRIPTION

FEATURE CODES



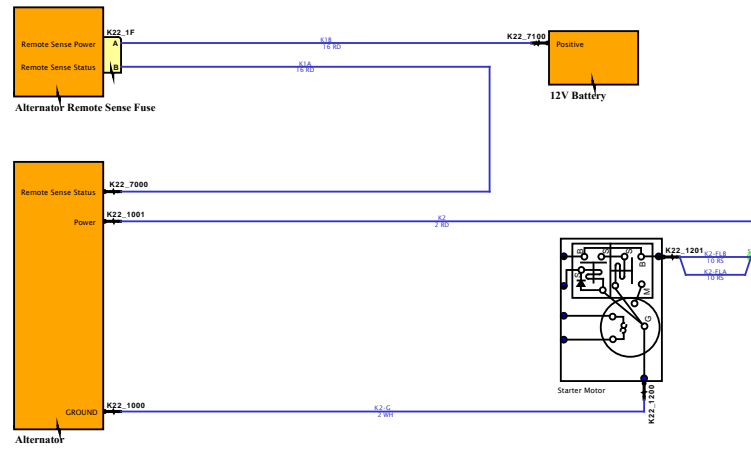
SOFTWARE FEATURE CODES



Diagram1

DESIGN DESCRIPTION

FEATURE CODES



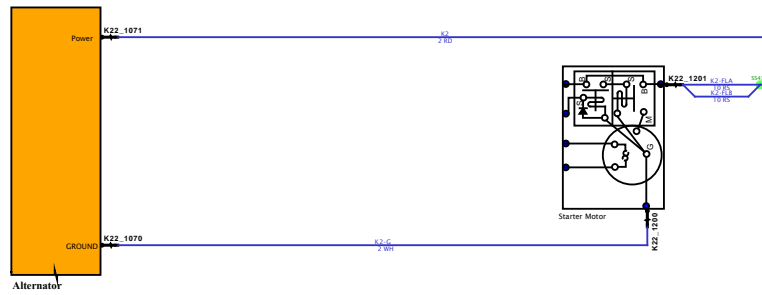
SOFTWARE FEATURE CODES



Diagram1

DESIGN DESCRIPTION

FEATURE CODES



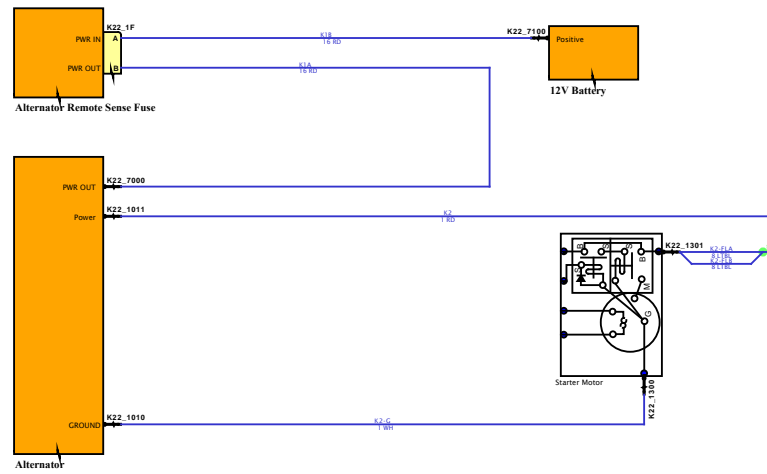
SOFTWARE FEATURE CODES



Diagram1

DESIGN DESCRIPTION

FEATURE CODES



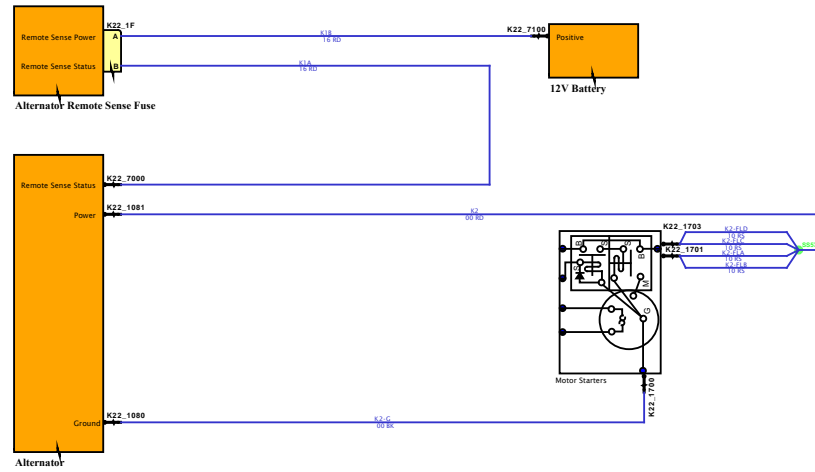
SOFTWARE FEATURE CODES



Diagram1

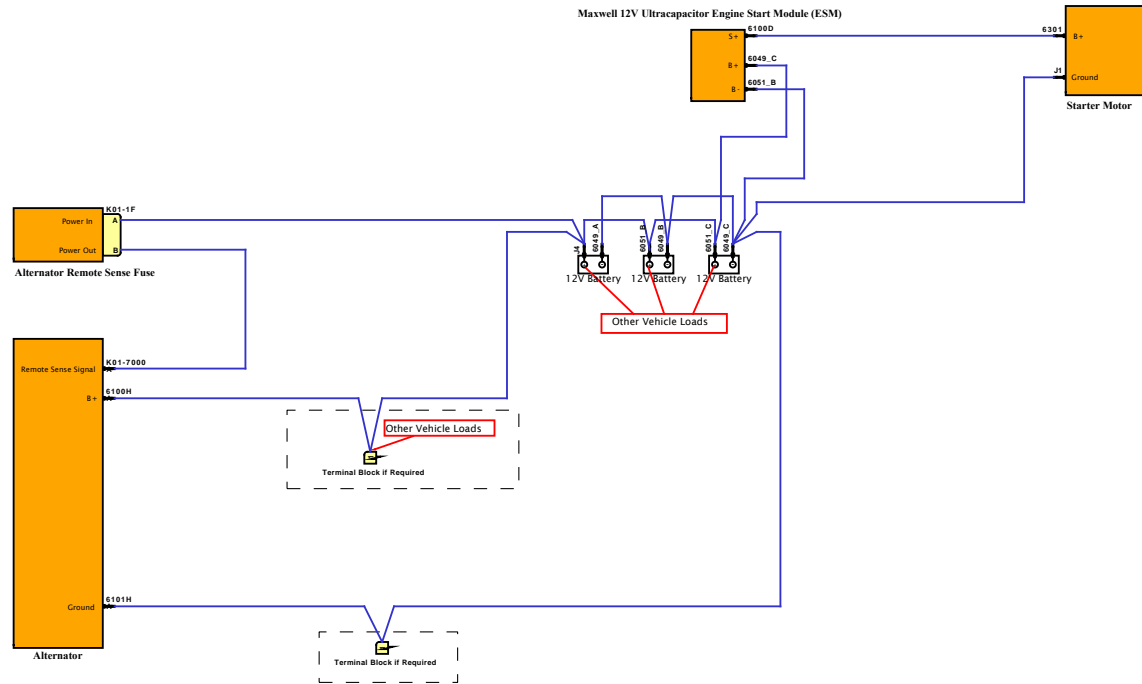
DESIGN DESCRIPTION

FEATURE CODES



SOFTWARE FEATURE CODES

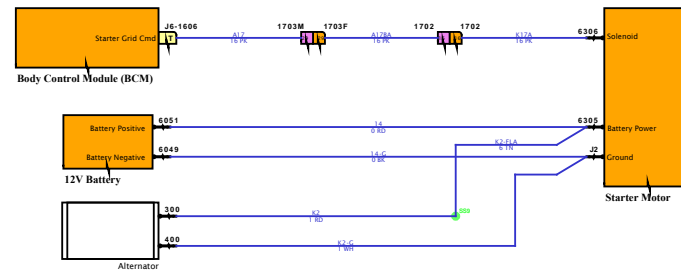




Note: Magnetic Switch Integrated on Starter, may also be mounted on Firewall.

DESIGN DESCRIPTION

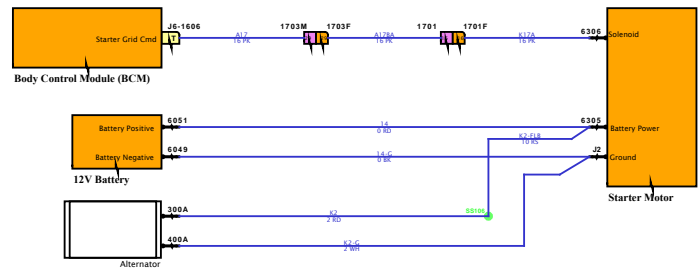
FEATURE CODES



SOFTWARE FEATURE CODES

DESIGN DESCRIPTION

FEATURE CODES

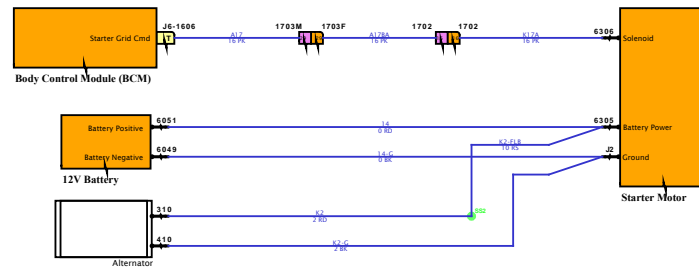


SOFTWARE FEATURE CODES



DESIGN DESCRIPTION

FEATURE CODES

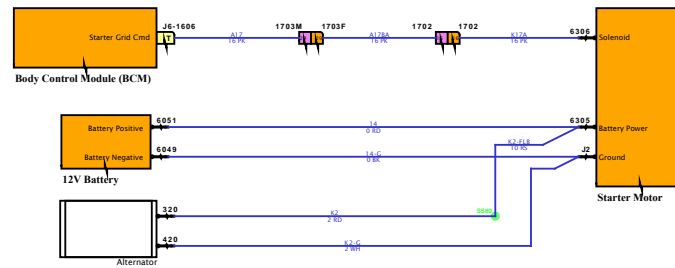


SOFTWARE FEATURE CODES



DESIGN DESCRIPTION

FEATURE CODES

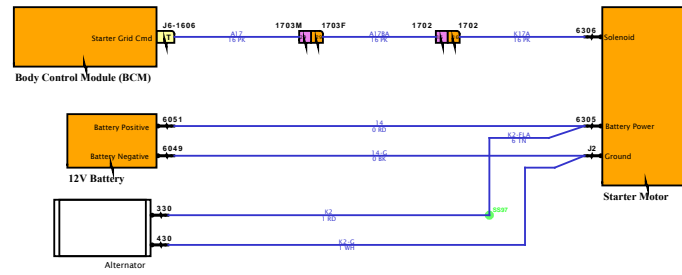


SOFTWARE FEATURE CODES



DESIGN DESCRIPTION

FEATURE CODES



SOFTWARE FEATURE CODES



Diagram1

DESIGN DESCRIPTION

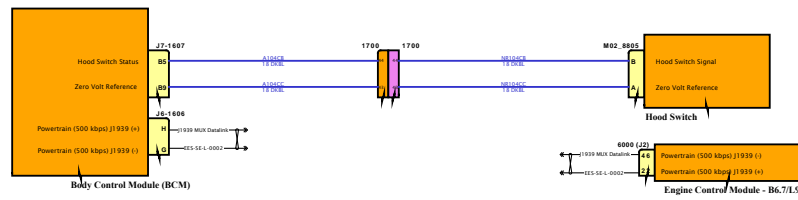
FEATURE CODES



SOFTWARE FEATURE CODES



Diagram1



DESIGN DESCRIPTION
Pseudo CDMs: W/ (M-L5, M-HRZM, M-HV, M-MV, M-HX) & W/ (O8TS), 60ABC, 60ABD))

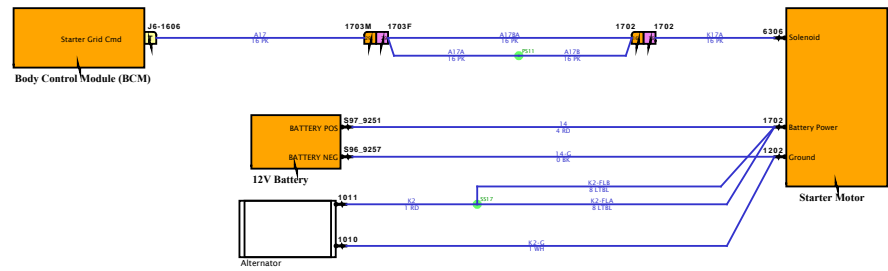
FEATURE CODES

SOFTWARE FEATURE CODES



DESIGN DESCRIPTION

FEATURE CODES

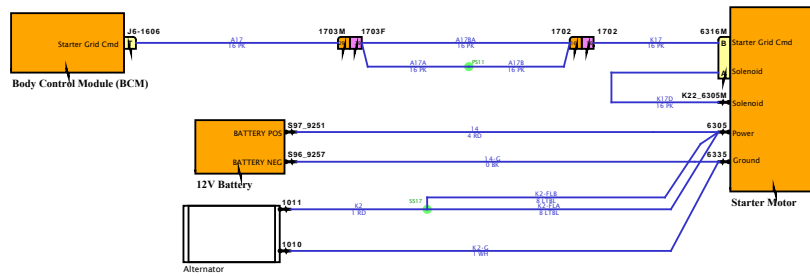


SOFTWARE FEATURE CODES



DESIGN DESCRIPTION

FEATURE CODES



SOFTWARE FEATURE CODES

Diagram1

DESIGN DESCRIPTION

FEATURE CODES



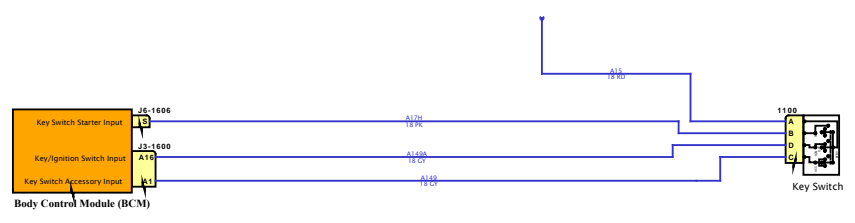
SOFTWARE FEATURE CODES



Diagram1-Combination1

DESIGN DESCRIPTION

FEATURE CODES



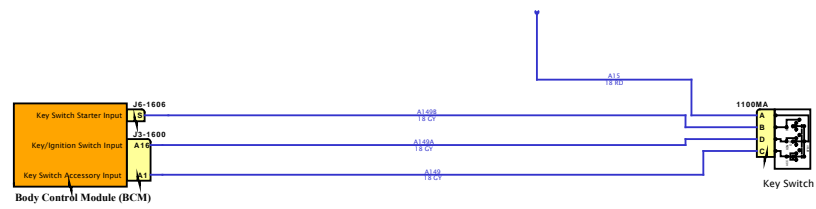
SOFTWARE FEATURE CODES



Diagram1-Combination2

DESIGN DESCRIPTION

FEATURE CODES



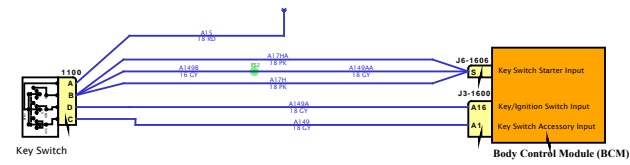
SOFTWARE FEATURE CODES



Diagram1-Combination1

DESIGN DESCRIPTION

FEATURE CODES



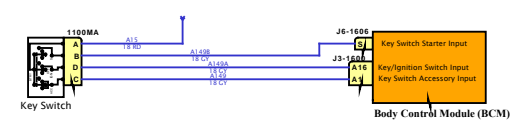
SOFTWARE FEATURE CODES



Diagram1-Combination2

DESIGN DESCRIPTION

FEATURE CODES



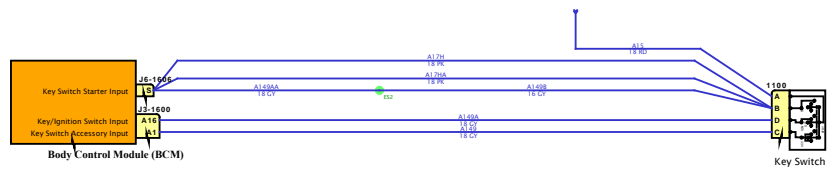
SOFTWARE FEATURE CODES



Diagram1-Combination1

DESIGN DESCRIPTION

FEATURE CODES



SOFTWARE FEATURE CODES



Diagram1-Combination2

DESIGN DESCRIPTION

FEATURE CODES



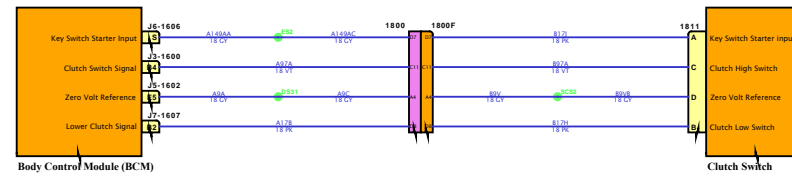
SOFTWARE FEATURE CODES



Diagram1

DESIGN DESCRIPTION

FEATURE CODES



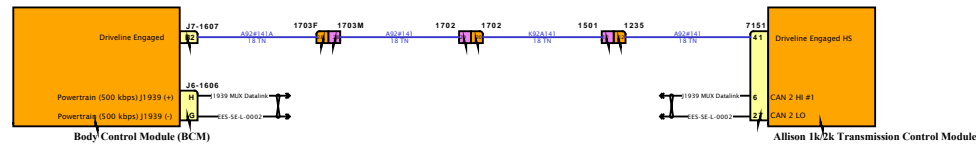
SOFTWARE FEATURE CODES



Diagram1-Combination1

DESIGN DESCRIPTION

FEATURE CODES

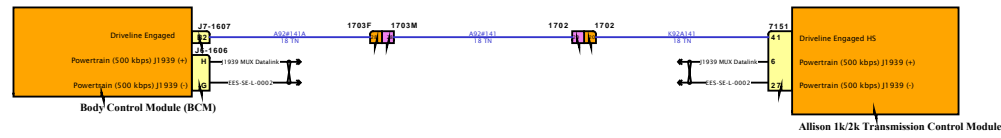


SOFTWARE FEATURE CODES



DESIGN DESCRIPTION

FEATURE CODES



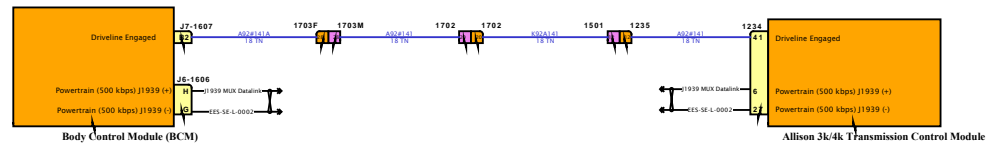
SOFTWARE FEATURE CODES



Diagram1-Combination1

DESIGN DESCRIPTION

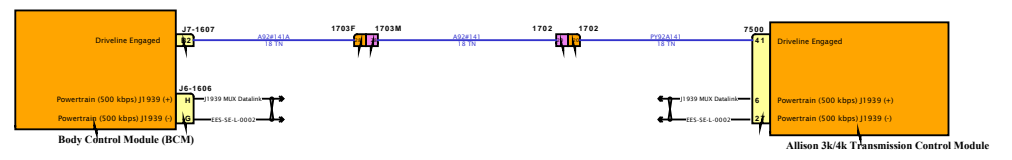
FEATURE CODES



SOFTWARE FEATURE CODES



Diagram1-Combination2



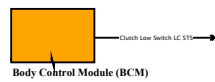
DESIGN DESCRIPTION

FEATURE CODES

SOFTWARE FEATURE CODES



Diagram1



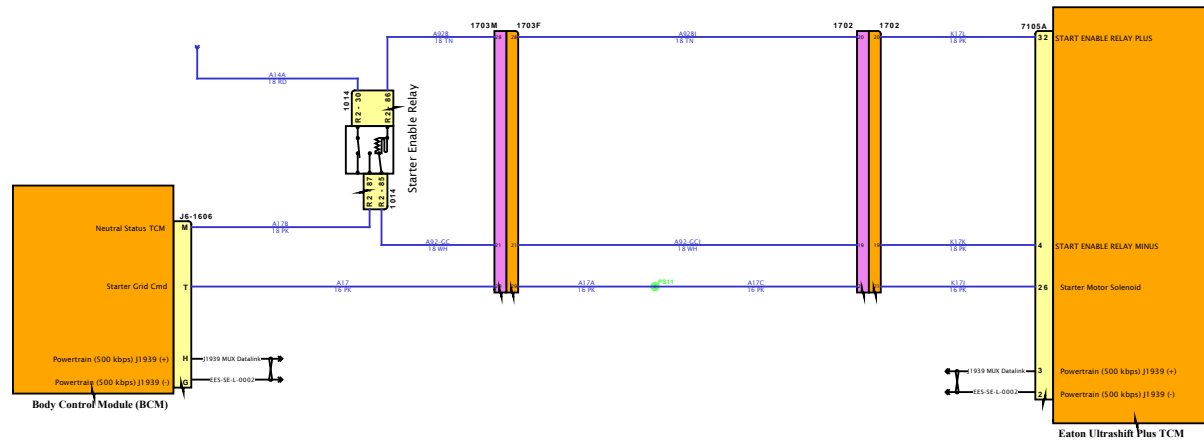
DESIGN DESCRIPTION

FEATURE CODES

SOFTWARE FEATURE CODES

NASTAR
NATIONAL ASSOCIATION OF STATE TREASURERS

Diagram1



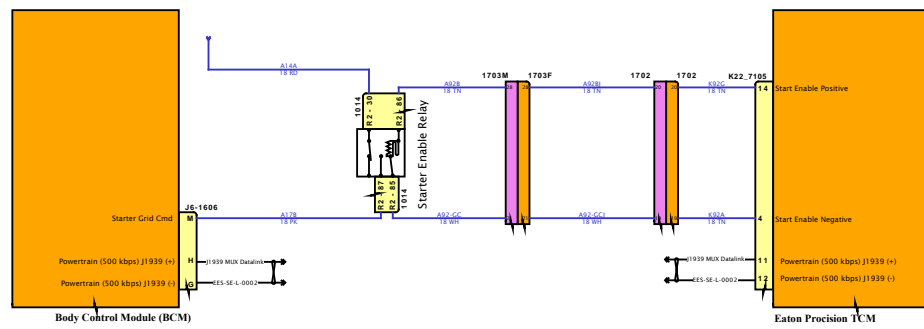
DESIGN DESCRIPTION

FEATURE CODES

SOFTWARE FEATURE CODES



Diagram1



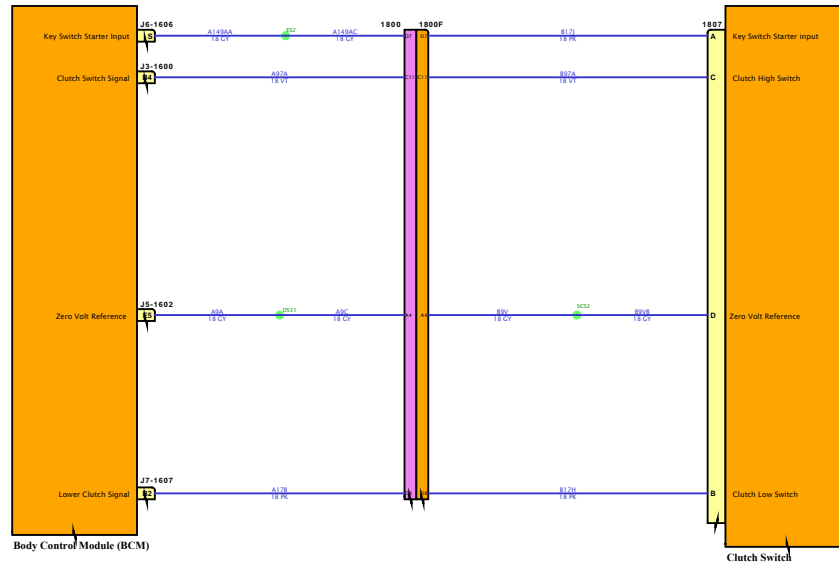
DESIGN DESCRIPTION

FEATURE CODES

SOFTWARE FEATURE CODES



Diagram1



DESIGN DESCRIPTION

FEATURE CODES

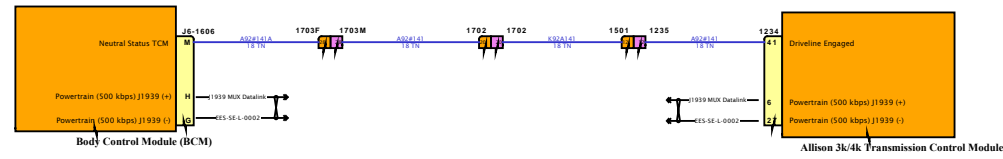
SOFTWARE FEATURE CODES



Diagram1-Combination1

DESIGN DESCRIPTION

FEATURE CODES



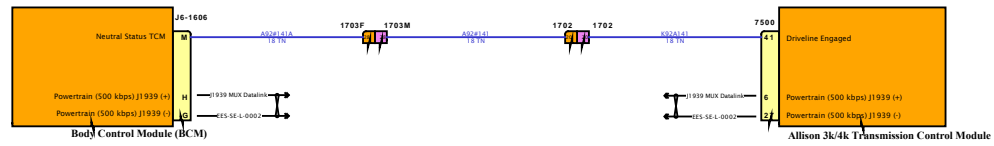
SOFTWARE FEATURE CODES



Diagram1-Combination2

DESIGN DESCRIPTION

FEATURE CODES

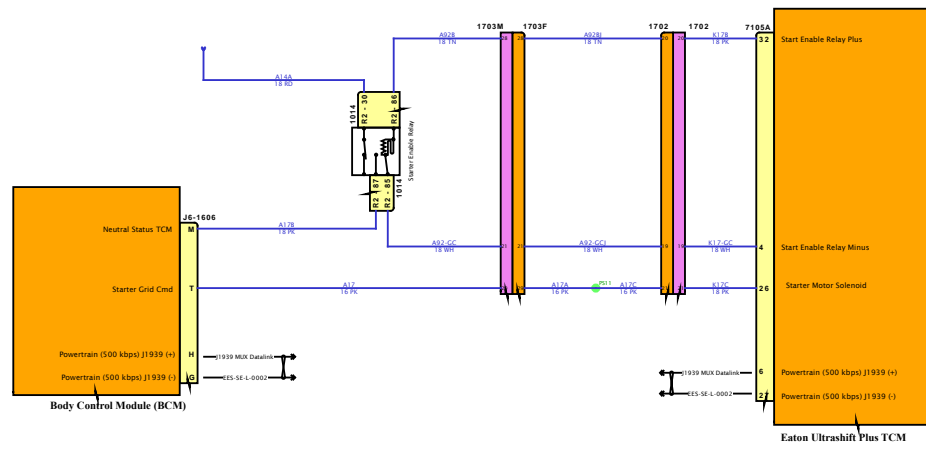


SOFTWARE FEATURE CODES



DESIGN DESCRIPTION

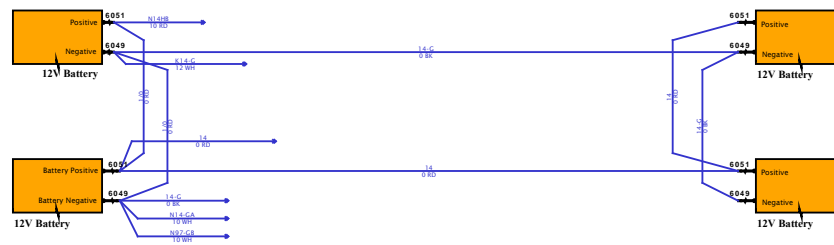
FEATURE CODES



SOFTWARE FEATURE CODES



Diagram1



DESIGN DESCRIPTION

FEATURE CODES

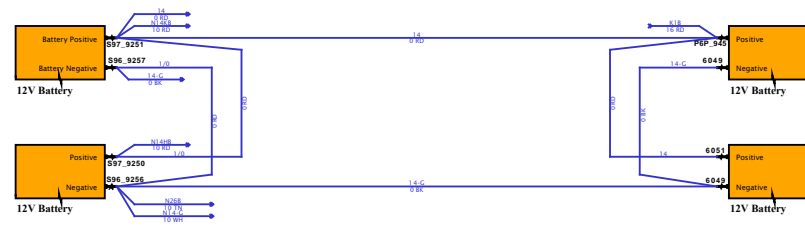
SOFTWARE FEATURE CODES



Diagram1

DESIGN DESCRIPTION


FEATURE CODES



SOFTWARE FEATURE CODES



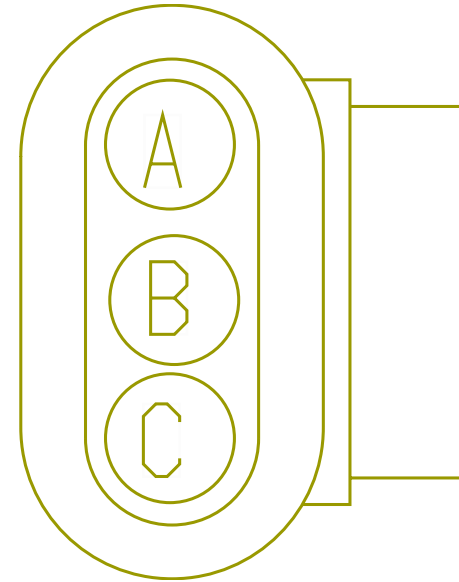
Connector Name A01-1126M
 Part Number 3928059C1
 Instances B6.7/L9 - Adaptive Cruise Control (Bendix - Fusion W/O DIU & N/ Safety Direct & Reg Speakers):Diagram1
 L9/B6.7 - Adaptive Cruise Control (Bendix - Fusion 2.0 & W/ Safety Direct & Reg Speakers) option 1:Diagram1
 L9/B6.7 - Adaptive Cruise Control (Bendix - Fusion 2.0 & W/ Safety Direct & Reg Speakers) option 2:Diagram1
 Mates SW-LDW_DISABLE-04



Name	Terminal Part Number	V-Min	Name	Wire Part Number	Wire CSA	Wire Spec	Wire Material description	Wire Color Description	Wire Length	End2 Terminal Part Number	End2 Pin Name	End2 Connector
1	-	-	YD67COG2	3510311 R1	0.79	18.0	Thin Wall XLPE Primary Cable	GREY	560.0	-	X	-
1	-	-	YD67COG1	3510311 R1	0.79	18.0	Thin Wall XLPE Primary Cable	GREY	560.0	-	X	-
2	-	-	YD11COG1	3510359 R1	0.79	18.0	Thin Wall XLPE Primary Cable	WHITE	320.0	-	X	-
4	-	-	YD67COG1	3510311 R1	0.79	18.0	Thin Wall XLPE Primary Cable	GREY	560.0	-	X	-


Name	Terminal Part Number	V-Min	Name	Wire Part Number	Wire CSA	Wire Spec	Wire Material description	Wire Color Description	Wire Length	End2 Terminal Part Number	End2 Pin Name	End2 Connector
4	-	-	YD67COG2	3510311 R1	0.79	18.0	Thin Wall XLPE Primary Cable	GREY	560.0	-	X	-
11	-	-	YD67NB	3510348 R1	1.16	16.0	Thin Wall XLPE Primary Cable	VIOLET	320.0	-	X	-
12	-	-	YD62A	3510353 R1	0.79	18.0	Thin Wall XLPE Primary Cable	DARK BLUE	1345.0	-	-	-

Connector Name A01-1127R
 Part Number 1667741C1
 Instances B6.7/L9 - Driver and Passenger Seats - RollTek (Hard Wired):Diagram1
 B6.7/L9 - Seats (RollTek) Drivers Seat Only (Hard Wired) - Leather:Diagram1
 B6.7/L9 - Seats (RollTek) Drivers Seat Only (Hard Wired) - Mordular:Diagram1
 B6.7/L9 - Seats (RollTek) Drivers Seat Only (Hard Wired) - Vinyl:Diagram1
 Mates DEV-RESISTOR_390_OHM_2W-01




Name	Terminal Part Number	V-Min	Name	Wire Part Number	Wire CSA	Wire Spec	Wire Material description	Wire Color Description	Wire Length	End2 Terminal Part Number	End2 Pin Name	End2 Connector
A	-	-	DL13BD	3510323 R1	0.79	18.0	Thin Wall XLPE Primary Cable	PINK	0.0	-	X	-
C	-	-	DL179B	3510359 R1	0.79	18.0	Thin Wall XLPE Primary Cable	WHITE	0.0	-	X	-

Connector Name A01-1500A
 Part Number 3710061C1
 Instances B6.7/L9 - Driver and Passenger Seats - RollTek (Hard Wired):Diagram1
 B6.7/L9 - Seats (RollTek) Drivers Seat Only (Hard Wired) - Leather:Diagram1
 B6.7/L9 - Seats (RollTek) Drivers Seat Only (Hard Wired) - Mordular:Diagram1
 B6.7/L9 - Seats (RollTek) Drivers Seat Only (Hard Wired) - Vinyl:Diagram1
 Mates MODU-EGC-A003-10-00



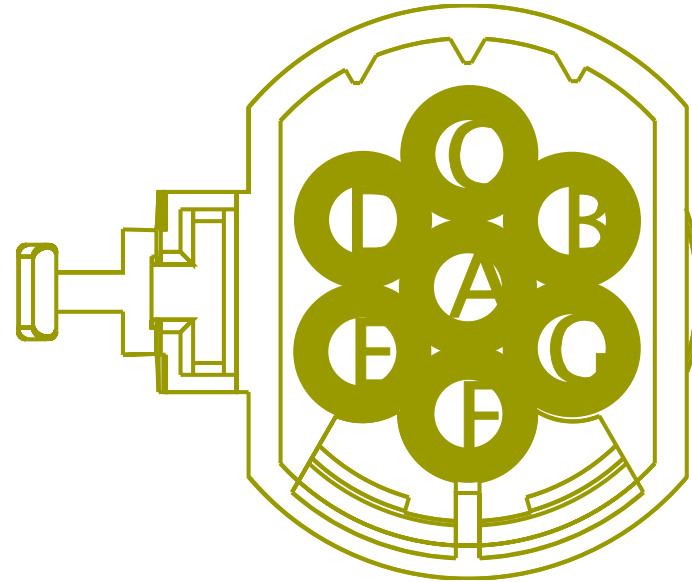
Name	Terminal Part Number	V-Min	Name	Wire Part Number	Wire CSA	Wire Spec	Wire Material description	Wire Color Description	Wire Length	End2 Terminal Part Number	End2 Pin Name	End2 Connector
A6	-	-	DL13BB	3510323 R1	0.79	18.0	Thin Wall XLPE Primary Cable	PINK	820.0	-	X	-
A7	-	-	DL179A	3510359 R1	0.79	18.0	Thin Wall XLPE Primary Cable	WHITE	0.0	-	X	-

Connector Name A01-1926
 Part Number 3544677C1
 Instances B6.7/L9 - Driver and Passenger Seats - RollTek (Hard Wired):Diagram1
 B6.7/L9 - Seats (RollTek) Drivers Seat Only (Hard Wired) - Leather:Diagram1
 B6.7/L9 - Seats (RollTek) Drivers Seat Only (Hard Wired) - Mordular:Diagram1
 B6.7/L9 - Seats (RollTek) Drivers Seat Only (Hard Wired) - Vinyl:Diagram1
 Mates DEV-DRIVER_SEAT_ROLTEK-01



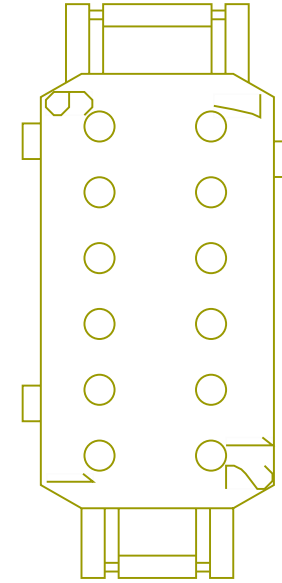
Name	Terminal Part Number	V-Min	Name	Wire Part Number	Wire CSA	Wire Spec	Wire Material description	Wire Color Description	Wire Length	End2 Terminal Part Number	End2 Pin Name	End2 Connector
A	-	-	DL13BA	3510323 R1	0.79	18.0	Thin Wall XLPE Primary Cable	PINK	3110.0	-	X	-
B	-	-	DL11-GAR	3510359 R1	0.79	18.0	Thin Wall XLPE Primary Cable	WHITE	3470.0	-	-	-
C	-	-	-	-	-	-	-	-	-	-	-	-
D	-	-	-	-	-	-	-	-	-	-	-	-
E	-	-	DL179	3510359 R1	0.79	18.0	Thin Wall XLPE Primary Cable	WHITE	2740.0	-	X	-

Connector Name A01-4450M
 Part Number 2039311C91
 Instances B6.7/L9 - Body Builder Aux Power (In Cab, BOC, or EOF):Diagram1-Option 1 (In Cab, W/08HAU)



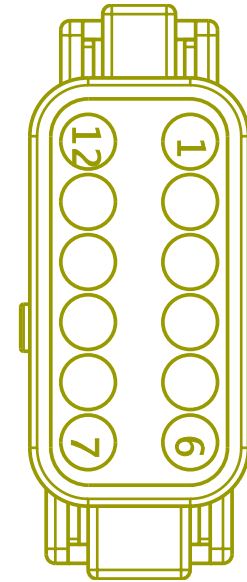
Name	Terminal Part Number	V-Min	Name	Wire Part Number	Wire CSA	Wire Spec	Wire Material description	Wire Color Description	Wire Length	End2 Terminal Part Number	End2 Pin Name	End2 Connector
F	-	-	VT12BB	3510342 R1	1.16	16.0	Thin Wall XLPE Primary Cable	LIGHT BLUE	5080.0	-	R4 - 87	1012
G	-	-	YW11-GBJ	3510362 R1	3.01	12.0	Thin Wall XLPE Primary Cable	WHITE	4010.0	-	-	-

Connector Name A01-8881
 Part Number 3553404C1
 Instances Vehicle Data Recorder (No Display):Diagram2 - Recorder W/
 Display
 Vehicle Data Recorder (W/ Display):Diagram2 - Recorder W/
 Display
 Mates VDR-Recorder-2037-02-01



Name	Terminal Part Number	V-Min	Name	Wire Part Number	Wire CSA	Wire Spec	Wire Material description	Wire Color Description	Wire Length	End2 Terminal Part Number	End2 Pin Name	End2 Connector
6	-	-	QL5A	-	0.0	-	-	-	705.0	-	A	8883
7	-	-	QL5B	-	0.0	-	-	-	705.0	-	B	8883
10	-	-	QL13AA	3510365 R1	0.79	18.0	Thin Wall XLPE Primary Cable	RED	1020.0	-	X	-
12	-	-	QL11-AB	3510359 R1	0.79	18.0	Thin Wall XLPE Primary Cable	WHITE	525.0	-	X	-


Connector Name A01-8882
 Part Number 3586750C1
 Instances Vehicle Data Recorder (No Display):Diagram1 - Seats
 Vehicle Data Recorder (W/ Display):Diagram1 - Seats
 Mates VDR-Recorder-2037-02-01



Name	Terminal Part Number	V-Min	Name	Wire Part Number	Wire CSA	Wire Spec	Wire Material description	Wire Color Description	Wire Length	End2 Terminal Part Number	End2 Pin Name	End2 Connector
3	-	-	QN11-GD	3510359 R1	0.79	18.0	Thin Wall XLPE Primary Cable	WHITE	2210.0	-	2	A01-8997
4	-	-	QP11-GF	3510359 R1	0.79	18.0	Thin Wall XLPE Primary Cable	WHITE	2210.0	-	10	A01-8997
5	-	-	QQ11-GE	3510359 R1	0.79	18.0	Thin Wall XLPE Primary Cable	WHITE	2210.0	-	6	A01-8997
8	-	-	QQ11-GL	3510359 R1	0.79	18.0	Thin Wall XLPE Primary Cable	WHITE	2210.0	-	8	A01-8997

Name	Terminal Part Number	V-Min	Name	Wire Part Number	Wire CSA	Wire Spec	Wire Material description	Wire Color Description	Wire Length	End2 Terminal Part Number	End2 Pin Name	End2 Connector
9	-	-	QP11-GM	3510359 R1	0.79	18.0	Thin Wall XLPE Primary Cable	WHITE	2210.0	-	12	A01-8997
10	-	-	QN11-GK	3510359 R1	0.79	18.0	Thin Wall XLPE Primary Cable	WHITE	2210.0	-	4	A01-8997

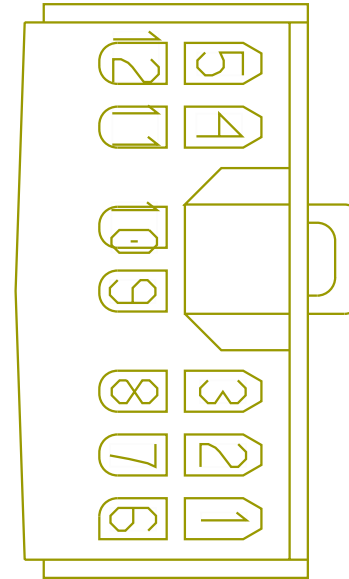
Connector Name A01-8995
 Part Number 3613769C1
 Instances Vehicle Data Recorder (No Display):Diagram1 - Seats
 Vehicle Data Recorder (No Display):Diagram2 - Recorder W/
 Display
 Vehicle Data Recorder (W/ Display):Diagram1 - Seats
 Vehicle Data Recorder (W/ Display):Diagram2 - Recorder W/
 Display
 Mates VDR Splice Pack



Name	Terminal Part Number	V-Min	Name	Wire Part Number	Wire CSA	Wire Spec	Wire Material description	Wire Color Description	Wire Length	End2 Terminal Part Number	End2 Pin Name	End2 Connector
1	-	-	QK11-GAN	2643689 R1	1.91	14.0	Std. Wall XLPE Primary Cable	WHITE	615.0	-	X	-
2	-	-	QL11-A	3510359 R1	0.79	18.0	Thin Wall XLPE Primary Cable	WHITE	730.0	-	X	-
6	-	-	QN11-GDA	3510359 R1	0.79	18.0	Thin Wall XLPE Primary Cable	WHITE	2678.0	-	1	A01-8997
7	-	-	QQ11-GEA	3510359 R1	0.79	18.0	Thin Wall XLPE Primary Cable	WHITE	2678.0	-	5	A01-8997

Name	Terminal Part Number	V-Min	Name	Wire Part Number	Wire CSA	Wire Spec	Wire Material description	Wire Color Description	Wire Length	End2 Terminal Part Number	End2 Pin Name	End2 Connector
8	-	-	QP11-GFA	3510359 R1	0.79	18.0	Thin Wall XLPE Primary Cable	WHITE	2678.0	-	9	A01-8997
12	-	-	QN11-GKA	3510359 R1	0.79	18.0	Thin Wall XLPE Primary Cable	WHITE	2678.0	-	3	A01-8997
13	-	-	QN11-GLA	3510359 R1	0.79	18.0	Thin Wall XLPE Primary Cable	WHITE	2678.0	-	7	A01-8997
14	-	-	QP11-GMA	3510359 R1	0.79	18.0	Thin Wall XLPE Primary Cable	WHITE	2678.0	-	11	A01-8997

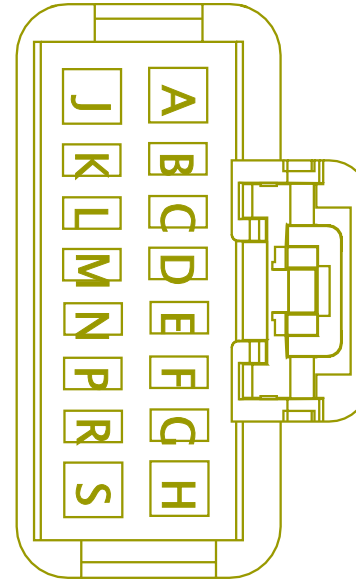
Connector Name A01-8997
 Part Number 2018590C1
 Instances Vehicle Data Recorder (No Display):Diagram1 - Seats
 Vehicle Data Recorder (W/ Display):Diagram1 - Seats
 Mates W40-8997



Name	Terminal Part Number	V-Min	Name	Wire Part Number	Wire CSA	Wire Spec	Wire Material description	Wire Color Description	Wire Length	End2 Terminal Part Number	End2 Pin Name	End2 Connector
1	-	-	QN11-GDA	3510359 R1	0.79	18.0	Thin Wall XLPE Primary Cable	WHITE	2678.0	-	6	A01-8995
2	-	-	QN11-GD	3510359 R1	0.79	18.0	Thin Wall XLPE Primary Cable	WHITE	2210.0	-	3	A01-8882
3	-	-	QN11-GKA	3510359 R1	0.79	18.0	Thin Wall XLPE Primary Cable	WHITE	2678.0	-	12	A01-8995
4	-	-	QN11-GK	3510359 R1	0.79	18.0	Thin Wall XLPE Primary Cable	WHITE	2210.0	-	10	A01-8882

Name	Terminal Part Number	V-Min	Name	Wire Part Number	Wire CSA	Wire Spec	Wire Material description	Wire Color Description	Wire Length	End2 Terminal Part Number	End2 Pin Name	End2 Connector
5	-	-	QQ11-GEA	3510359 R1	0.79	18.0	Thin Wall XLPE Primary Cable	WHITE	2678.0	-	7	A01-8995
6	-	-	QQ11-GE	3510359 R1	0.79	18.0	Thin Wall XLPE Primary Cable	WHITE	2210.0	-	5	A01-8882
7	-	-	QN11-GLA	3510359 R1	0.79	18.0	Thin Wall XLPE Primary Cable	WHITE	2678.0	-	13	A01-8995
8	-	-	QQ11-GL	3510359 R1	0.79	18.0	Thin Wall XLPE Primary Cable	WHITE	2210.0	-	8	A01-8882
9	-	-	QP11-GFA	3510359 R1	0.79	18.0	Thin Wall XLPE Primary Cable	WHITE	2678.0	-	8	A01-8995
10	-	-	QP11-GF	3510359 R1	0.79	18.0	Thin Wall XLPE Primary Cable	WHITE	2210.0	-	4	A01-8882
11	-	-	QP11-GMA	3510359 R1	0.79	18.0	Thin Wall XLPE Primary Cable	WHITE	2678.0	-	14	A01-8995
12	-	-	QP11-GM	3510359 R1	0.79	18.0	Thin Wall XLPE Primary Cable	WHITE	2210.0	-	9	A01-8882

Connector Name A01_0009B
 Part Number 4063156C1
 Instances B6.7 - Transmission Shifter (Push Button Shifter - Allison 3K/4K):Diagram1-LCM-0009B
 B6.7/L9 - Automatic Lighting (Single Sensor, Twilight):Diagram2-LCM-009B-N/LOAD SHED
 B6.7/L9 - Headlights (Halogen) W/ Plow Lights:Diagram1-LCM-0009-W/LOAD SHED
 B6.7/L9 - Headlights (Halogen) W/ Plow Lights:Diagram2-LCM-0009B-N/LOAD SHED
 B6.7/L9 - Headlights (Halogen) W/O Plow Lights:Diagram2-LCM-0009B-N/LOAD SHED
 B6.7/L9 - Headlights (Halogen) W/O Plow Lights:Diagram4-20" FRAME-LCM-0009B-N/LOAD SHED
 B6.7/L9 - Headlights (LED CAN) W/ Plow Lights:Diagram2-LCM-0009B-N/LOAD SHED
 B6.7/L9 - Headlights (LED CAN) W/ Plow Lights:Diagram4-20" FRAME-LCM-0009B-N/LOAD SHED
 B6.7/L9 - Headlights (LED CAN) W/O Plow Lights:Diagram2-LCM-0009B-N/LOAD SHED
 B6.7/L9 - Headlights (LED CAN) W/O Plow Lights:Diagram4-20" FRAME-LCM-0009B-N/LOAD SHED
 L9 - Transmission Shifter (Push Button Shifter - Allison 3K/4K):Diagram3-LCM-0009B

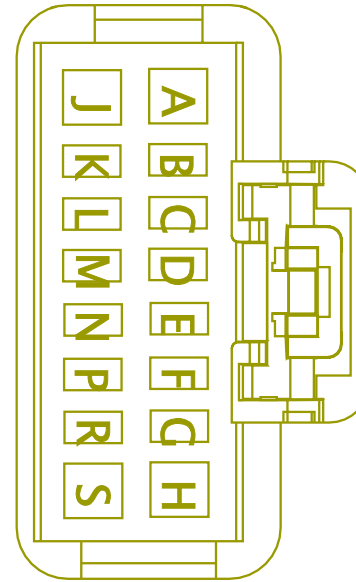


Mates MODU-LCM-A004-00-01

Name	Terminal Part Number	V-Min	Name	Wire Part Number	Wire CSA	Wire Spec	Wire Material description	Wire Color Description	Wire Length	End2 Terminal Part Number	End2 Pin Name	End2 Connector
B	-	-	-	-	-	-	-	-	-	-	-	-
C	-	-	-	-	-	-	-	-	-	-	-	-
E	-	-	ZD50B	3510335 R1	0.79	18.0	Thin Wall XLPE Primary Cable	YELLOW 2	2340.0	-	B	A01_1052
H	-	-	ZD50A	3510335 R1	0.79	18.0	Thin Wall XLPE Primary Cable	YELLOW 2	2340.0	-	A	A01_1052

Name	Terminal Part Number	V-Min	Name	Wire Part Number	Wire CSA	Wire Spec	Wire Material description	Wire Color Description	Wire Length	End2 Terminal Part Number	End2 Pin Name	End2 Connector
M	-	-	AC62DC	-	0.0	16.0	-	DARK BLUE	0.0	-	-	-
P	-	-	AC50	3510335 R1	0.79	18.0	Thin Wall XLPE Primary Cable	YELLOW 2	2220.0	-	E11	J5-1602
P	-	-	AB50	3510335 R1	0.79	18.0	Thin Wall XLPE Primary Cable	YELLOW 2	1125.0	-	E11	J5-1602

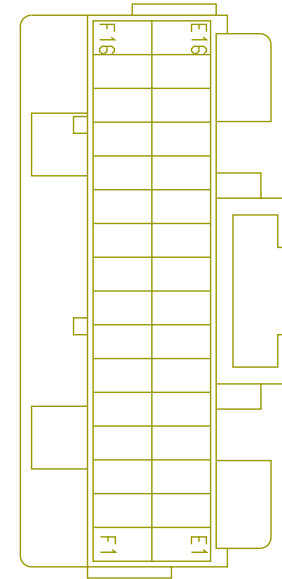
Connector Name A01_0009
 Part Number 4063156C1
 Instances B6.7 - Transmission Shifter (Push Button Shifter - Allison 3K/4K):Diagram2-LCM-0009
 B6.7/L9 - Adaptive Cruise Control (Bendix - Fusion W/O DIU & N/ Safety Direct & Reg Speakers):Diagram1
 B6.7/L9 - Automatic Lighting (Single Sensor, Twilight):Diagram1-LCM-009-W/LOAD SHED
 B6.7/L9 - Headlights (Halogen) W/O Plow Lights:Diagram1-LCM-0009-W/LOAD SHED
 B6.7/L9 - Headlights (Halogen) W/O Plow Lights:Diagram3-20" FRAME-LCM-0009-W/LOAD SHED
 B6.7/L9 - Headlights (LED CAN) W/ Plow Lights:Diagram1-LCM-0009-W/LOAD SHED
 B6.7/L9 - Headlights (LED CAN) W/O Plow Lights:Diagram1-LCM-0009-W/LOAD SHED
 B6.7/L9 - Headlights (LED CAN) W/O Plow Lights:Diagram3-20" FRAME-LCM-0009-W/LOAD SHED
 L9 - Transmission Shifter (Push Button Shifter - Allison 3K/4K):Diagram4-LCM-0009



Name	Terminal Part Number	V-Min	Name	Wire Part Number	Wire CSA	Wire Spec	Wire Material description	Wire Color Description	Wire Length	End2 Terminal Part Number	End2 Pin Name	End2 Connect or
B	-	-	-	-	-	-	-	-	-	-	-	-
C	-	-	-	-	-	-	-	-	-	-	-	-
E	-	-	ZB50B	3510335 R1	0.79	18.0	Thin Wall XLPE Primary Cable	YELLOW 2	1495.0	-	B	A01_1052
H	-	-	ZB50A	3510335 R1	0.79	18.0	Thin Wall XLPE Primary Cable	YELLOW 2	1495.0	-	A	A01_1052
M	-	-	AB62DC	3510354 R1	1.16	16.0	Thin Wall XLPE Primary Cable	DARK BLUE	857.0	-	-	-

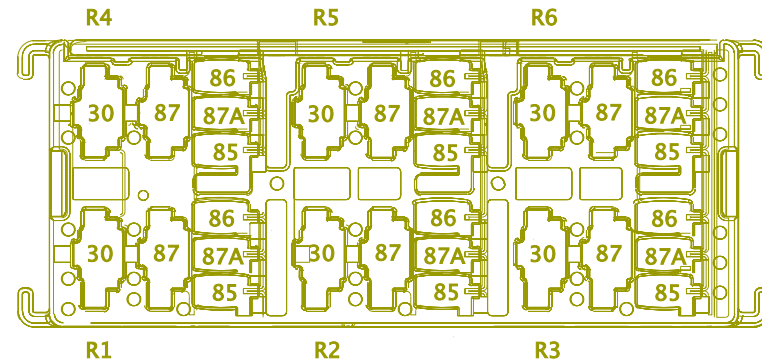
Name	Terminal Part Number	V-Min	Name	Wire Part Number	Wire CSA	Wire Spec	Wire Material description	Wire Color Description	Wire Length	End2 Terminal Part Number	End2 Pin Name	End2 Connector
P	-	-	AB50	3510335 R1	0.79	18.0	Thin Wall XLPE Primary Cable	YELLOW 2	1125.0	-	E11	J5-1602

Connector Name A01_01
 Part Number 3598707C1
 Instances B6.7/L9 - Body Builder Prewire (8 Wire Firewall Pass through):Diagram1
 Mates DEV-BODY_BUILDER_CONN_CAB- 01



Name	Terminal Part Number	V-Min	Name	Wire Part Number	Wire CSA	Wire Spec	Wire Material description	Wire Color Description	Wire Length	End2 Terminal Part Number	End2 Pin Name	End2 Connector
E1	-	-	HGTEM1	-	0.0	16.0	-	GREY	0.0	-	52	A01_1700
E2	-	-	HGTEM2	-	0.0	16.0	-	GREY	0.0	-	53	A01_1700
E3	-	-	HGTEM3	-	0.0	16.0	-	GREY	0.0	-	54	A01_1700
E4	-	-	HGTEM4	-	0.0	16.0	-	GREY	0.0	-	55	A01_1700
E5	-	-	HGTEM5	-	0.0	16.0	-	GREY	0.0	-	56	A01_1700
E6	-	-	HGTEM6	-	0.0	16.0	-	GREY	0.0	-	57	A01_1700
E7	-	-	HGTEM7	-	0.0	16.0	-	GREY	0.0	-	58	A01_1700
E8	-	-	HGTEM8	-	0.0	16.0	-	GREY	0.0	-	59	A01_1700

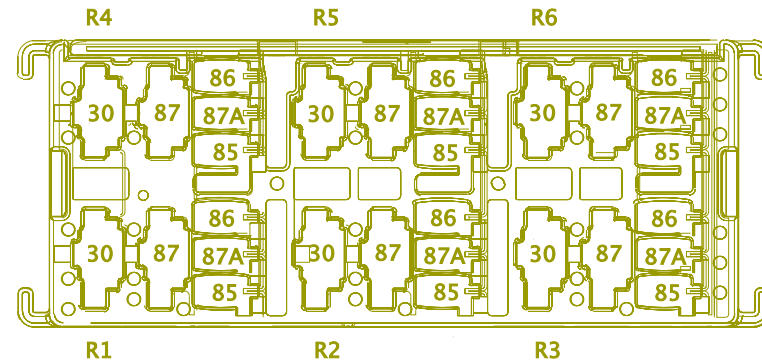
Connector Name A01_1011
 Part Number 3768010C1
 Instances B6.7 - Auto Neutral (Allison W/ Multiplex Switch & Confirmation Telltale):Diagram1
 B6.7/L9 - Fuel Heater (Vehicle Powered) (Racor 400 Series):Diagram1
 B6.7/L9 - Fuel Heater (Vehicle Powered) Davco 245:Diagram1
 L9 - Auto Neutral (Allison W/ Multiplex Switch & Confirmation Telltale):Diagram1
 Mates RLY-AUTO_NEUTRAL-01



Name	Terminal Part Number	V-Min	Name	Wire Part Number	Wire CSA	Wire Spec	Wire Material description	Wire Color Description	Wire Length	End2 Terminal Part Number	End2 Pin Name	End2 Connector
R3-30	-	-	GZ92#10 3B	3510329 R1	0.79	18.0	Thin Wall XLPE Primary Cable	TAN	1055.0	-	X	-
R3-30	-	-	GX92#10 3B	3510329 R1	0.79	18.0	Thin Wall XLPE Primary Cable	TAN	3410.0	-	55	A01_170 3M
R3-85	-	-	VA92#11 7B	3510329 R1	0.79	18.0	Thin Wall XLPE Primary Cable	TAN	2750.0	-	-	-
R3-86	-	-	VA92#11 7A	3510329 R1	0.79	18.0	Thin Wall XLPE Primary Cable	TAN	2350.0	-	E16	J4-1601

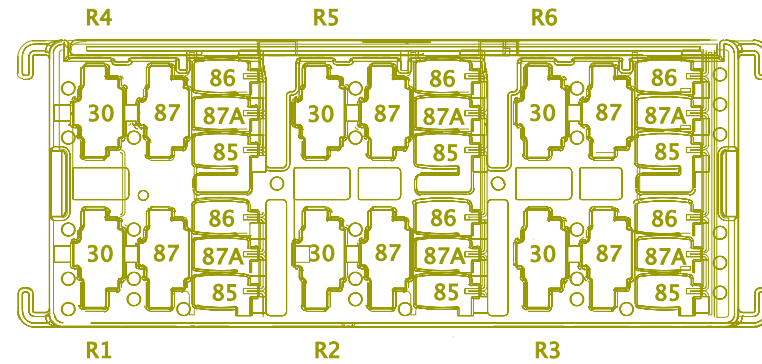
Name	Terminal Part Number	V-Min	Name	Wire Part Number	Wire CSA	Wire Spec	Wire Material description	Wire Color Description	Wire Length	End2 Terminal Part Number	End2 Pin Name	End2 Connector
R3-87	-	-	VA92#117C	3510329R1	0.79	18.0	Thin Wall XLPE Primary Cable	TAN	3410.0	-	43	A01_1703M
R6-30	-	-	7V18C8	-	0.0	16.0	-	GREY	0.0	-	68	A01_1700
R6-85	-	-	7V19A11	-	0.0	20.0	-	GREY	0.0	-	F12	J4-1601
R6-86	-	-	7V18-GB7	-	0.0	18.0	-	WHITE	0.0	-	-	-
R6-87	-	-	7V18V9	-	0.0	16.0	-	GREY	0.0	-	-	-

Connector Name A01_1012
 Part Number 3768010C1
 Instances B6.7 - Remote Start/Stop w/ Emergency Pump:Diagram1
 Mates RLY-EMERGENCY_PUMP-01



Name	Terminal Part Number	V-Min	Name	Wire Part Number	Wire CSA	Wire Spec	Wire Material description	Wire Color Description	Wire Length	End2 Terminal Part Number	End2 Pin Name	End2 Connector
R6-30	-	-	LJ104DA	3510354 R1	1.16	16.0	Thin Wall XLPE Primary Cable	DARK BLUE	460.0	-	-	-
R6-85	-	-	LJ104DC	3510353 R1	0.79	18.0	Thin Wall XLPE Primary Cable	DARK BLUE	2445.0	-	E1	J4-1601
R6-86	-	-	DF13DU	3510311 R1	0.79	18.0	Thin Wall XLPE Primary Cable	GREY	390.0	-	X	-
R6-87	-	-	LJ104DB	3510354 R1	1.16	16.0	Thin Wall XLPE Primary Cable	DARK BLUE	2410.0	-	44	1701

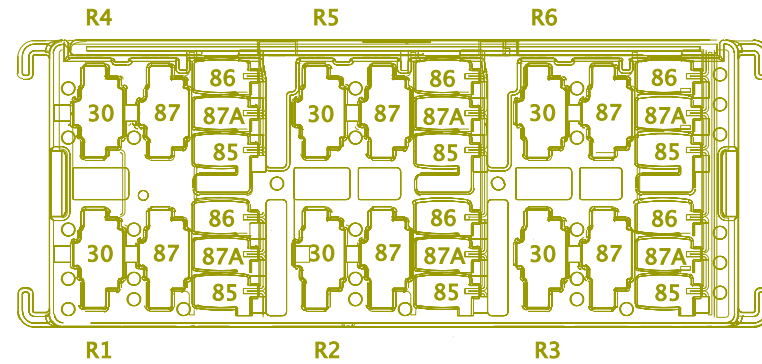
Connector Name A01_1013
 Part Number 3768010C1
 Instances B6.7/L9 - Mirrors (Heated) (MUX Switch, 2 Cab and 2 Hood Mirrors):Diagram1
 B6.7/L9 - Mirrors (Heated) (MUX Switch, 2 Cab and 2 Hood Mirrors):Diagram2- 20" FRAME
 Mates RLY-HEATED_MIRROR-02



Name	Terminal Part Number	V-Min	Name	Wire Part Number	Wire CSA	Wire Spec	Wire Material description	Wire Color Description	Wire Length	End2 Terminal Part Number	End2 Pin Name	End2 Connector
R1-30	-	-	RL78RP	-	0.0	16.0	-	LIGHT GREEN	0.0	-	-	-
R1-85	-	-	RF78RR	3510359 R1	0.79	18.0	Thin Wall XLPE Primary Cable	WHITE	2045.0	-	-	-
R1-86	-	-	RF78RK	-	0.0	18.0	-	LIGHT GREEN	0.0	-	X	-
R1-86	-	-	RN78RK	3510299 R1	0.79	18.0	Thin Wall XLPE Primary Cable	LIGHT GREEN	215.0	-	X	-
R1-86	-	-	RP78RC	3510299 R1	0.79	18.0	Thin Wall XLPE Primary Cable	LIGHT GREEN	2460.0	-	F13	J4-1601

Name	Terminal Part Number	V-Min	Name	Wire Part Number	Wire CSA	Wire Spec	Wire Material description	Wire Color Description	Wire Length	End2 Terminal Part Number	End2 Pin Name	End2 Connector
R1-87	-	-	RF78	3510300 R1	1.16	16.0	Thin Wall XLPE Primary Cable	LIGHT GREEN	2150.0	-	X	-

Connector Name A01_1014
 Part Number 3768010C1
 Instances B6.7/L9 - Mirrors (Heated) (Door Pod Actuated, 2 Cab and 1 Hood Mirror Right Side Only):Diagram1
 B6.7/L9 - Mirrors (Heated) (Door Pod Actuated, 2 Cab and 1 Hood Mirror Right Side Only):Diagram2_20" Frame
 B6.7/L9 - Mirrors (Heated) (Door Pod Actuated, 2 Cab and 2 Hood Mirrors):Diagram1
 B6.7/L9 - Mirrors (Heated) (Door Pod Actuated, 2 Cab and 2 Hood Mirrors):Diagram2_20" Frame
 B6.7/L9 - Mirrors (Heated) (MUX Switch, 2 Cab and 2 Hood Mirrors):Diagram1
 B6.7/L9 - Mirrors (Heated) (MUX Switch, 2 Cab and 2 Hood Mirrors):Diagram2- 20" FRAME
 Mates RLY-HEATED_MIRROR-02



Name	Terminal Part Number	V-Min	Name	Wire Part Number	Wire CSA	Wire Spec	Wire Material description	Wire Color Description	Wire Length	End2 Terminal Part Number	End2 Pin Name	End2 Connector
R6-30	-	-	RM78AA	3510300 R1	1.16	16.0	Thin Wall XLPE Primary Cable	LIGHT GREEN	490.0	-	-	-
R6-30	-	-	RL78AA	3510300 R1	1.16	16.0	Thin Wall XLPE Primary Cable	LIGHT GREEN	490.0	-	-	-
R6-85	-	-	RM78RM	3510359 R1	0.79	18.0	Thin Wall XLPE Primary Cable	WHITE	2060.0	-	-	-
R6-85	-	-	RL78RN	3510359 R1	0.79	18.0	Thin Wall XLPE Primary Cable	WHITE	2060.0	-	-	-

Name	Terminal Part Number	V-Min	Name	Wire Part Number	Wire CSA	Wire Spec	Wire Material description	Wire Color Description	Wire Length	End2 Terminal Part Number	End2 Pin Name	End2 Connector
R6-86	-	-	RN78RD	3510299 R1	0.79	18.0	Thin Wall XLPE Primary Cable	LIGHT GREEN	230.0	-	X	-
R6-86	-	-	RR78RC	3510299 R1	0.79	18.0	Thin Wall XLPE Primary Cable	LIGHT GREEN	2475.0	-	F13	J4-1601
R6-87	-	-	RM78AB	3510300 R1	1.16	16.0	Thin Wall XLPE Primary Cable	LIGHT GREEN	1350.0	-	X	-
R6-87	-	-	RL78AB	3510300 R1	1.16	16.0	Thin Wall XLPE Primary Cable	LIGHT GREEN	2360.0	-	63	A01_1700

Connector Name A01_1052
 Part Number 1661259C1
 Instances B6.7/L9 - Automatic Lighting (Single Sensor, Twilight):Diagram1-
 LCM-009-W/LOAD SHED
 B6.7/L9 - Automatic Lighting (Single Sensor, Twilight):Diagram2-
 LCM-009B-N/LOAD SHED
 Mates DEV_SENSOR_AMBIENT_LIGHT_01



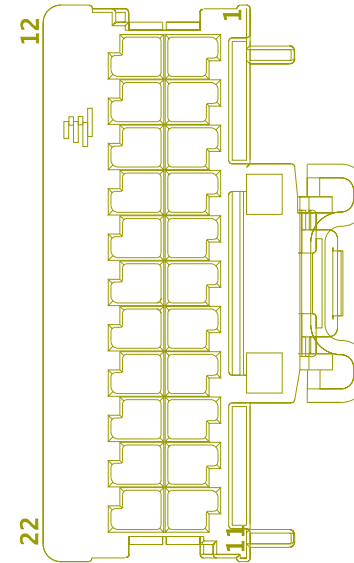
Name	Terminal Part Number	V-Min	Name	Wire Part Number	Wire CSA	Wire Spec	Wire Material description	Wire Color Description	Wire Length	End2 Terminal Part Number	End2 Pin Name	End2 Connector
A	-	-	ZB50A	3510335 R1	0.79	18.0	Thin Wall XLPE Primary Cable	YELLOW 2	1495.0	-	H	A01_0009
A	-	-	ZD50A	3510335 R1	0.79	18.0	Thin Wall XLPE Primary Cable	YELLOW 2	2340.0	-	H	A01_0009B
B	-	-	ZB50B	3510335 R1	0.79	18.0	Thin Wall XLPE Primary Cable	YELLOW 2	1495.0	-	E	A01_0009
B	-	-	ZD50B	3510335 R1	0.79	18.0	Thin Wall XLPE Primary Cable	YELLOW 2	2340.0	-	E	A01_0009B

Connector Name A01_1053
 Part Number 4116776C1
 Instances B6.7 - Heating Ventilation & Air Conditioning (HVAC) (Auto Control head W/PT Transducer N/Low Pressure SW):Diagram3 - Sensors
 L9 - Heating Ventilation & Air Conditioning (HVAC) (Auto Control head W/PT Transducer N/Low Pressure SW):Diagram3 - Sensors
 Mates DEV-SENSOR_SUN_LOAD_TWILIG HT-01



Name	Terminal Part Number	V-Min	Name	Wire Part Number	Wire CSA	Wire Spec	Wire Material description	Wire Color Description	Wire Length	End2 Terminal Part Number	End2 Pin Name	End2 Connector
1	-	-	ZF75D	2645643 R1	0.35	22.0	Thin Wall XLPE Primary Cable	LIGHT GREEN	2730.0	-	4	A01_120 0A
5	-	-	ZF75D-G	2645643 R1	0.35	22.0	Thin Wall XLPE Primary Cable	LIGHT GREEN	2730.0	-	3	A01_120 0A

Connector Name A01_1200A
 Part Number 3768152C1
 Instances B6.7 - Heating Ventilation & Air Conditioning (HVAC) (Auto Control head W/PT Transducer N/Low Pressure SW):Diagram1_HVAC
 B6.7 - Heating Ventilation & Air Conditioning (HVAC) (Auto Control head W/PT Transducer N/Low Pressure SW):Diagram2 - Actuators
 B6.7 - Heating Ventilation & Air Conditioning (HVAC) (Auto Control head W/PT Transducer N/Low Pressure SW):Diagram3 - Sensors
 B6.7 - Heating Ventilation & Air Conditioning (HVAC) (Manual W/PT Transducer N/Low Pressure SW):Diagram1 - HVAC
 B6.7 - Heating Ventilation & Air Conditioning (HVAC) (Manual W/PT Transducer N/Low Pressure SW):Diagram2 - Actuators
 L9 - Heating Ventilation & Air Conditioning (HVAC) (Auto Control head W/PT Transducer N/Low Pressure SW):Diagram1_HVAC
 L9 - Heating Ventilation & Air Conditioning (HVAC) (Auto Control head W/PT Transducer N/Low Pressure SW):Diagram2 - Actuators
 L9 - Heating Ventilation & Air Conditioning (HVAC) (Auto Control head W/PT Transducer N/Low Pressure SW):Diagram3 - Sensors
 L9 - Heating Ventilation & Air Conditioning (HVAC) (Manual W/PT Transducer N/Low Pressure SW):Diagram1 - HVAC
 L9 - Heating Ventilation & Air Conditioning (HVAC) (Manual W/PT Transducer N/Low Pressure SW):Diagram2 - Actuators



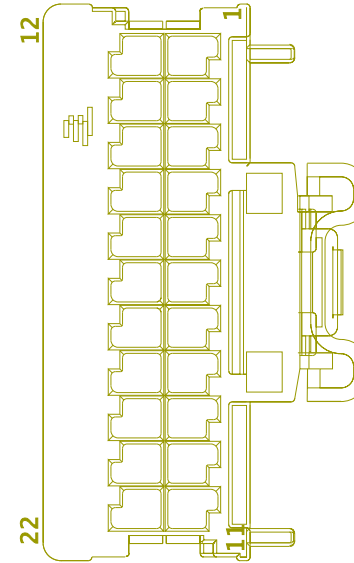
Mates DEV-HVAC_CTRL_HEAD_AUTO-01

Name	Terminal Part Number	V-Min	Name	Wire Part Number	Wire CSA	Wire Spec	Wire Material description	Wire Color Description	Wire Length	End2 Terminal Part Number	End2 Pin Name	End2 Connector
1	-	-	AA73A	3510298 R1	0.53	20.0	Thin Wall XLPE Primary Cable	LIGHT GREEN	980.0	-	PIN1	-
2	-	-	AD74-G	3510358 R1	0.53	20.0	Thin Wall XLPE Primary Cable	WHITE	1180.0	-	X	-

Name	Terminal Part Number	V-Min	Name	Wire Part Number	Wire CSA	Wire Spec	Wire Material description	Wire Color Description	Wire Length	End2 Terminal Part Number	End2 Pin Name	End2 Connect or
3	-	-	ZF75D-G	2645643 R1	0.35	22.0	Thin Wall XLPE Primary Cable	LIGHT GREEN	2730.0	-	5	A01_1053
4	-	-	ZF75D	2645643 R1	0.35	22.0	Thin Wall XLPE Primary Cable	LIGHT GREEN	2730.0	-	1	A01_1053
5	-	-	AA75B	3510298 R1	0.53	20.0	Thin Wall XLPE Primary Cable	LIGHT GREEN	3390.0	-	P	A01_120 0E
6	-	-	TA75A	3510298 R1	0.53	20.0	Thin Wall XLPE Primary Cable	LIGHT GREEN	1390.0	-	X	-
7	-	-	-	-	-	-	-	-	-	-	-	-
8	-	-	-	-	-	-	-	-	-	-	-	-
9	-	-	AA74A2	3510298 R1	0.53	20.0	Thin Wall XLPE Primary Cable	LIGHT GREEN	3390.0	-	B	A01_120 0E
10	-	-	AA74B2	3510298 R1	0.53	20.0	Thin Wall XLPE Primary Cable	LIGHT GREEN	3390.0	-	G	A01_120 0E
11	-	-	AA74D5	3510298 R1	0.53	20.0	Thin Wall XLPE Primary Cable	LIGHT GREEN	3240.0	-	K	A01_120 0C
12	-	-	AA73B	3510298 R1	0.53	20.0	Thin Wall XLPE Primary Cable	LIGHT GREEN	980.0	-	PIN1	-

Name	Terminal Part Number	V-Min	Name	Wire Part Number	Wire CSA	Wire Spec	Wire Material description	Wire Color Description	Wire Length	End2 Terminal Part Number	End2 Pin Name	End2 Connector
13	-	-	AD74-GA	3510358 R1	0.53	20.0	Thin Wall XLPE Primary Cable	WHITE	1180.0	-	X	-
14	-	-	ZF75TS1	3510298 R1	0.53	20.0	Thin Wall XLPE Primary Cable	LIGHT GREEN	1790.0	-	2	A01_1200F
15	-	-	ZF75TS2	3510298 R1	0.53	20.0	Thin Wall XLPE Primary Cable	LIGHT GREEN	1790.0	-	1	A01_1200F
16	-	-	ZF75TS3	3510298 R1	0.53	20.0	Thin Wall XLPE Primary Cable	LIGHT GREEN	1790.0	-	4	A01_1200F
17	-	-	ZF75TS4	3510298 R1	0.53	20.0	Thin Wall XLPE Primary Cable	LIGHT GREEN	1790.0	-	3	A01_1200F
18	-	-	AA74C2	3510298 R1	0.53	20.0	Thin Wall XLPE Primary Cable	LIGHT GREEN	3240.0	-	B	A01_1200C
19	-	-	AA74E2	3510298 R1	0.53	20.0	Thin Wall XLPE Primary Cable	LIGHT GREEN	3240.0	-	M	A01_1200C
21	-	-	AA74D2	3510298 R1	0.53	20.0	Thin Wall XLPE Primary Cable	LIGHT GREEN	3240.0	-	G	A01_1200C
22	-	-	AA74D4	3510298 R1	0.53	20.0	Thin Wall XLPE Primary Cable	LIGHT GREEN	3240.0	-	J	A01_1200C

Connector Name A01_1200B
 Part Number 3768153C1
 Instances B6.7 - Heating Ventilation & Air Conditioning (HVAC) (Auto Control head W/PT Transducer N/Low Pressure SW):Diagram2 - Actuators
 B6.7 - Heating Ventilation & Air Conditioning (HVAC) (Manual W/PT Transducer N/Low Pressure SW):Diagram2 - Actuators
 L9 - Heating Ventilation & Air Conditioning (HVAC) (Auto Control head W/PT Transducer N/Low Pressure SW):Diagram2 - Actuators
 L9 - Heating Ventilation & Air Conditioning (HVAC) (Manual W/PT Transducer N/Low Pressure SW):Diagram2 - Actuators
 Mates DEV-HVAC_CTRL_HEAD_AUTO-01




Name	Terminal Part Number	V-Min	Name	Wire Part Number	Wire CSA	Wire Spec	Wire Material description	Wire Color Description	Wire Length	End2 Terminal Part Number	End2 Pin Name	End2 Connector
1	-	-	AA74B1	3510298 R1	0.53	20.0	Thin Wall XLPE Primary Cable	LIGHT GREEN	3390.0	-	F	A01_1200E
2	-	-	AA74B3	3510298 R1	0.53	20.0	Thin Wall XLPE Primary Cable	LIGHT GREEN	3390.0	-	H	A01_1200E
3	-	-	AA74B4	3510298 R1	0.53	20.0	Thin Wall XLPE Primary Cable	LIGHT GREEN	3390.0	-	J	A01_1200E
4	-	-	AA74C1	3510298 R1	0.53	20.0	Thin Wall XLPE Primary Cable	LIGHT GREEN	3240.0	-	A	A01_1200C

Name	Terminal Part Number	V-Min	Name	Wire Part Number	Wire CSA	Wire Spec	Wire Material description	Wire Color Description	Wire Length	End2 Terminal Part Number	End2 Pin Name	End2 Connector
5	-	-	AA74C3	3510298 R1	0.53	20.0	Thin Wall XLPE Primary Cable	LIGHT GREEN	3240.0	-	C	A01_120 0C
6	-	-	AA74C4	3510298 R1	0.53	20.0	Thin Wall XLPE Primary Cable	LIGHT GREEN	3240.0	-	D	A01_120 0C
7	-	-	AA74C5	3510298 R1	0.53	20.0	Thin Wall XLPE Primary Cable	LIGHT GREEN	3240.0	-	E	A01_120 0C
8	-	-	AA74E1	3510298 R1	0.53	20.0	Thin Wall XLPE Primary Cable	LIGHT GREEN	3240.0	-	L	A01_120 0C
9	-	-	AA74E3	3510298 R1	0.53	20.0	Thin Wall XLPE Primary Cable	LIGHT GREEN	3240.0	-	N	A01_120 0C
10	-	-	AA74E4	3510298 R1	0.53	20.0	Thin Wall XLPE Primary Cable	LIGHT GREEN	3240.0	-	P	A01_120 0C
11	-	-	AA74E5	3510298 R1	0.53	20.0	Thin Wall XLPE Primary Cable	LIGHT GREEN	3240.0	-	S	A01_120 0C
12	-	-	AA74B5	3510298 R1	0.53	20.0	Thin Wall XLPE Primary Cable	LIGHT GREEN	3390.0	-	K	A01_120 0E

Name	Terminal Part Number	V-Min	Name	Wire Part Number	Wire CSA	Wire Spec	Wire Material description	Wire Color Description	Wire Length	End2 Terminal Part Number	End2 Pin Name	End2 Connector
13	-	-	AA74A1	3510298 R1	0.53	20.0	Thin Wall XLPE Primary Cable	LIGHT GREEN	3390.0	-	A	A01_120 0E
14	-	-	AA74A3	3510298 R1	0.53	20.0	Thin Wall XLPE Primary Cable	LIGHT GREEN	3390.0	-	C	A01_120 0E
15	-	-	AA74A4	3510298 R1	0.53	20.0	Thin Wall XLPE Primary Cable	LIGHT GREEN	3390.0	-	D	A01_120 0E
16	-	-	AA74A5	3510298 R1	0.53	20.0	Thin Wall XLPE Primary Cable	LIGHT GREEN	3390.0	-	E	A01_120 0E
21	-	-	AA74D1	3510298 R1	0.53	20.0	Thin Wall XLPE Primary Cable	LIGHT GREEN	3240.0	-	F	A01_120 0C
22	-	-	AA74D3	3510298 R1	0.53	20.0	Thin Wall XLPE Primary Cable	LIGHT GREEN	3240.0	-	H	A01_120 0C

Connector Name A01_1200C
 Part Number 4057474C1
 Instances B6.7 - Heating Ventilation & Air Conditioning (HVAC) (Auto Control head W/PT Transducer N/Low Pressure SW):Diagram2 - Actuators
 B6.7 - Heating Ventilation & Air Conditioning (HVAC) (Manual W/PT Transducer N/Low Pressure SW):Diagram2 - Actuators
 L9 - Heating Ventilation & Air Conditioning (HVAC) (Auto Control head W/PT Transducer N/Low Pressure SW):Diagram2 - Actuators
 L9 - Heating Ventilation & Air Conditioning (HVAC) (Manual W/PT Transducer N/Low Pressure SW):Diagram2 - Actuators
 Mates DEV-HEATER_EVAPORATOR-01

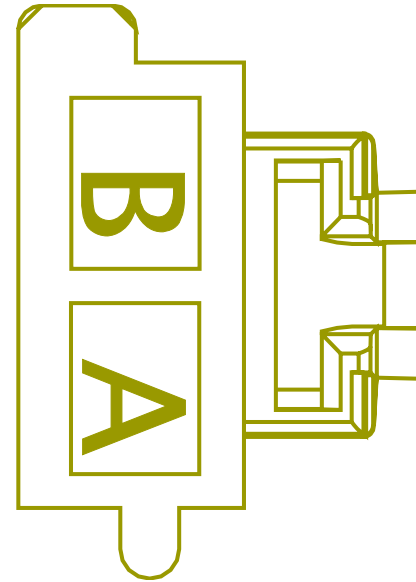


Name	Terminal Part Number	V-Min	Name	Wire Part Number	Wire CSA	Wire Spec	Wire Material description	Wire Color Description	Wire Length	End2 Terminal Part Number	End2 Pin Name	End2 Connector
A	-	-	AA74C1	3510298 R1	0.53	20.0	Thin Wall XLPE Primary Cable	LIGHT GREEN	3240.0	-	4	A01_120 0B
B	-	-	AA74C2	3510298 R1	0.53	20.0	Thin Wall XLPE Primary Cable	LIGHT GREEN	3240.0	-	18	A01_120 0A
C	-	-	AA74C3	3510298 R1	0.53	20.0	Thin Wall XLPE Primary Cable	LIGHT GREEN	3240.0	-	5	A01_120 0B
D	-	-	AA74C4	3510298 R1	0.53	20.0	Thin Wall XLPE Primary Cable	LIGHT GREEN	3240.0	-	6	A01_120 0B

Name	Terminal Part Number	V-Min	Name	Wire Part Number	Wire CSA	Wire Spec	Wire Material description	Wire Color Description	Wire Length	End2 Terminal Part Number	End2 Pin Name	End2 Connector
E	-	-	AA74C5	3510298 R1	0.53	20.0	Thin Wall XLPE Primary Cable	LIGHT GREEN	3240.0	-	7	A01_120 0B
F	-	-	AA74D1	3510298 R1	0.53	20.0	Thin Wall XLPE Primary Cable	LIGHT GREEN	3240.0	-	21	A01_120 0B
G	-	-	AA74D2	3510298 R1	0.53	20.0	Thin Wall XLPE Primary Cable	LIGHT GREEN	3240.0	-	21	A01_120 0A
H	-	-	AA74D3	3510298 R1	0.53	20.0	Thin Wall XLPE Primary Cable	LIGHT GREEN	3240.0	-	22	A01_120 0B
J	-	-	AA74D4	3510298 R1	0.53	20.0	Thin Wall XLPE Primary Cable	LIGHT GREEN	3240.0	-	22	A01_120 0A
K	-	-	AA74D5	3510298 R1	0.53	20.0	Thin Wall XLPE Primary Cable	LIGHT GREEN	3240.0	-	11	A01_120 0A
L	-	-	AA74E1	3510298 R1	0.53	20.0	Thin Wall XLPE Primary Cable	LIGHT GREEN	3240.0	-	8	A01_120 0B
M	-	-	AA74E2	3510298 R1	0.53	20.0	Thin Wall XLPE Primary Cable	LIGHT GREEN	3240.0	-	19	A01_120 0A

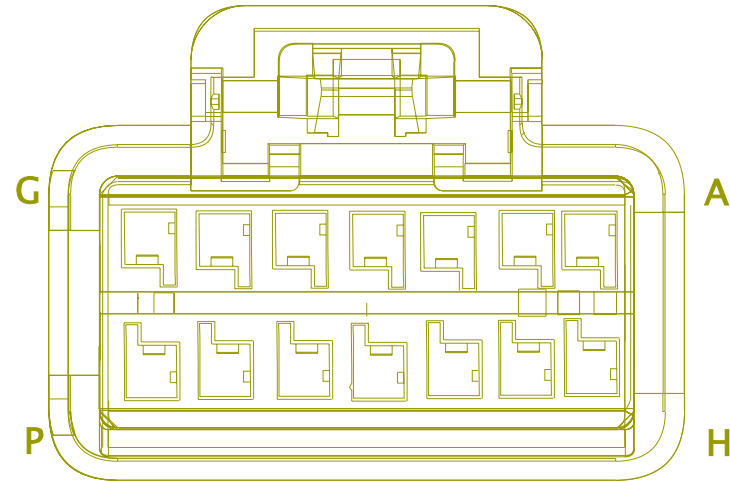
Name	Terminal Part Number	V-Min	Name	Wire Part Number	Wire CSA	Wire Spec	Wire Material description	Wire Color Description	Wire Length	End2 Terminal Part Number	End2 Pin Name	End2 Connector
N	-	-	AA74E3	3510298 R1	0.53	20.0	Thin Wall XLPE Primary Cable	LIGHT GREEN	3240.0	-	9	A01_1200B
P	-	-	AA74E4	3510298 R1	0.53	20.0	Thin Wall XLPE Primary Cable	LIGHT GREEN	3240.0	-	10	A01_1200B
S	-	-	AA74E5	3510298 R1	0.53	20.0	Thin Wall XLPE Primary Cable	LIGHT GREEN	3240.0	-	11	A01_1200B

Connector Name A01_1200D
 Part Number 4061870C1
 Instances B6.7 - Heating Ventilation & Air Conditioning (HVAC)
 (Auto Control head W/PT Transducer N/Low Pressure SW):Diagram1_HVAC
 B6.7 - Heating Ventilation & Air Conditioning (HVAC) (Manual W/
 PT Transducer N/Low Pressure SW):Diagram1 - HVAC
 L9 - Heating Ventilation & Air Conditioning (HVAC) (Auto Control
 head W/PT Transducer N/Low Pressure SW):Diagram1_HVAC
 L9 - Heating Ventilation & Air Conditioning (HVAC) (Manual W/
 PT Transducer N/Low Pressure SW):Diagram1 - HVAC
 Mates DEV-HEATER_EVAPORATOR-01



Name	Terminal Part Number	V-Min	Name	Wire Part Number	Wire CSA	Wire Spec	Wire Material description	Wire Color Description	Wire Length	End2 Terminal Part Number	End2 Pin Name	End2 Connector
A	-	-	TA75AC	2643695 R1	3.01	12.0	Std. Wall XLPE Primary Cable	RED	3415.0	-	-	-
B	-	-	AD75-G	3510362 R1	3.01	12.0	Thin Wall XLPE Primary Cable	WHITE	2170.0	-	X	-

Connector Name A01_120E
 Part Number 4057658C1
 Instances
 B6.7 - Heating Ventilation & Air Conditioning (HVAC) (Auto Control head W/PT Transducer N/Low Pressure SW):Diagram1_HVAC
 B6.7 - Heating Ventilation & Air Conditioning (HVAC) (Auto Control head W/PT Transducer N/Low Pressure SW):Diagram2 - Actuators
 B6.7 - Heating Ventilation & Air Conditioning (HVAC) (Manual W/PT Transducer N/Low Pressure SW):Diagram1 - HVAC
 B6.7 - Heating Ventilation & Air Conditioning (HVAC) (Manual W/PT Transducer N/Low Pressure SW):Diagram2 - Actuators
 L9 - Heating Ventilation & Air Conditioning (HVAC) (Auto Control head W/PT Transducer N/Low Pressure SW):Diagram1_HVAC
 L9 - Heating Ventilation & Air Conditioning (HVAC) (Auto Control head W/PT Transducer N/Low Pressure SW):Diagram2 - Actuators
 L9 - Heating Ventilation & Air Conditioning (HVAC) (Manual W/PT Transducer N/Low Pressure SW):Diagram1 - HVAC
 L9 - Heating Ventilation & Air Conditioning (HVAC) (Manual W/PT Transducer N/Low Pressure SW):Diagram2 - Actuators




Mates DEV-HEATER_EVAPORATOR-01

Name	Terminal Part Number	V-Min	Name	Wire Part Number	Wire CSA	Wire Spec	Wire Material description	Wire Color Description	Wire Length	End2 Terminal Part Number	End2 Pin Name	End2 Connector
A	-	-	AA74A1	3510298 R1	0.53	20.0	Thin Wall XLPE Primary Cable	LIGHT GREEN	3390.0	-	13	A01_120 0B
B	-	-	AA74A2	3510298 R1	0.53	20.0	Thin Wall XLPE Primary Cable	LIGHT GREEN	3390.0	-	9	A01_120 0A
C	-	-	AA74A3	3510298 R1	0.53	20.0	Thin Wall XLPE Primary Cable	LIGHT GREEN	3390.0	-	14	A01_120 0B

Name	Terminal Part Number	V-Min	Name	Wire Part Number	Wire CSA	Wire Spec	Wire Material description	Wire Color Description	Wire Length	End2 Terminal Part Number	End2 Pin Name	End2 Connector
D	-	-	AA74A4	3510298 R1	0.53	20.0	Thin Wall XLPE Primary Cable	LIGHT GREEN	3390.0	-	15	A01_120 0B
E	-	-	AA74A5	3510298 R1	0.53	20.0	Thin Wall XLPE Primary Cable	LIGHT GREEN	3390.0	-	16	A01_120 0B
F	-	-	AA74B1	3510298 R1	0.53	20.0	Thin Wall XLPE Primary Cable	LIGHT GREEN	3390.0	-	1	A01_120 0B
G	-	-	AA74B2	3510298 R1	0.53	20.0	Thin Wall XLPE Primary Cable	LIGHT GREEN	3390.0	-	10	A01_120 0A
H	-	-	AA74B3	3510298 R1	0.53	20.0	Thin Wall XLPE Primary Cable	LIGHT GREEN	3390.0	-	2	A01_120 0B
J	-	-	AA74B4	3510298 R1	0.53	20.0	Thin Wall XLPE Primary Cable	LIGHT GREEN	3390.0	-	3	A01_120 0B
K	-	-	AA74B5	3510298 R1	0.53	20.0	Thin Wall XLPE Primary Cable	LIGHT GREEN	3390.0	-	12	A01_120 0B
L	-	-	SA77D	3510298 R1	0.53	20.0	Thin Wall XLPE Primary Cable	LIGHT GREEN	2945.0	-	A10	J7-1607

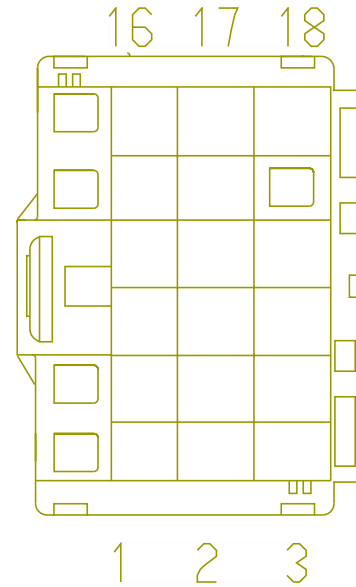
Name	Terminal Part Number	V-Min	Name	Wire Part Number	Wire CSA	Wire Spec	Wire Material description	Wire Color Description	Wire Length	End2 Terminal Part Number	End2 Pin Name	End2 Connector
M	-	-	AA6AM	3510310 R1	0.53	20.0	Thin Wall XLPE Primary Cable	GREY	2945.0	-	B10	J7-1607
N	-	-	TA75AB	3510299 R1	0.79	18.0	Thin Wall XLPE Primary Cable	LIGHT GREEN	2000.0	-	X	-
P	-	-	AA75B	3510298 R1	0.53	20.0	Thin Wall XLPE Primary Cable	LIGHT GREEN	3390.0	-	5	A01_120 0A

Connector Name A01_1200F
 Part Number 4116508C1
 Instances B6.7 - Heating Ventilation & Air Conditioning (HVAC) (Auto Control head W/PT Transducer N/Low Pressure SW):Diagram3 - Sensors
 L9 - Heating Ventilation & Air Conditioning (HVAC) (Auto Control head W/PT Transducer N/Low Pressure SW):Diagram3 - Sensors
 Mates DEV-ITOS_SENSOR-01



Name	Terminal Part Number	V-Min	Name	Wire Part Number	Wire CSA	Wire Spec	Wire Material description	Wire Color Description	Wire Length	End2 Terminal Part Number	End2 Pin Name	End2 Connector
1	-	-	ZF75TS2	3510298 R1	0.53	20.0	Thin Wall XLPE Primary Cable	LIGHT GREEN	1790.0	-	15	A01_1200A
2	-	-	ZF75TS1	3510298 R1	0.53	20.0	Thin Wall XLPE Primary Cable	LIGHT GREEN	1790.0	-	14	A01_1200A
3	-	-	ZF75TS4	3510298 R1	0.53	20.0	Thin Wall XLPE Primary Cable	LIGHT GREEN	1790.0	-	17	A01_1200A
4	-	-	ZF75TS3	3510298 R1	0.53	20.0	Thin Wall XLPE Primary Cable	LIGHT GREEN	1790.0	-	16	A01_1200A

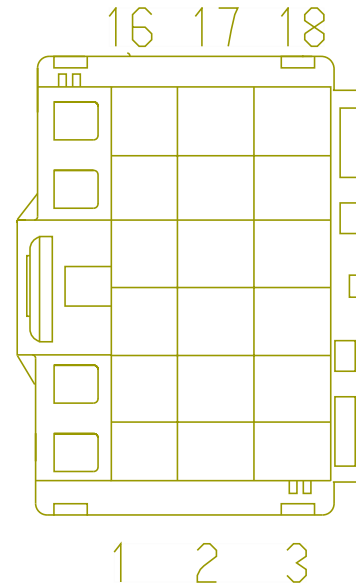
Connector Name A01_1400
 Part Number 3596926C1
 Instances B6.7/L9 - Antilock Brake System (ABS)- BENDIX 4 Channel
 Implementation:Diagram1
 Mates DEV-ABS-01



Name	Terminal Part Number	V-Min	Name	Wire Part Number	Wire CSA	Wire Spec	Wire Material description	Wire Color Description	Wire Length	End2 Terminal Part Number	End2 Pin Name	End2 Connector
1	-	-	XA94-GA	3510362 R1	3.01	12.0	Thin Wall XLPE Primary Cable	WHITE	2400.0	-	-	-
3	-	-	XA94V	3510311 R1	0.79	18.0	Thin Wall XLPE Primary Cable	GREY	3315.0	-	-	-
7	-	-	-	-	-	-	-	-	-	-	-	-
8	-	-	-	-	-	-	-	-	-	-	-	-
10	-	-	XA94BH	3510312 R1	1.16	16.0	Thin Wall XLPE Primary Cable	GREY	2550.0	-	18	A01_1701
11	-	-	XA94BF	3510312 R1	1.16	16.0	Thin Wall XLPE Primary Cable	GREY	2550.0	-	19	A01_1701

Name	Terminal Part Number	V-Min	Name	Wire Part Number	Wire CSA	Wire Spec	Wire Material description	Wire Color Description	Wire Length	End2 Terminal Part Number	End2 Pin Name	End2 Connector
16	-	-	XA94AY	3510314 R1	3.01	12.0	Thin Wall XLPE Primary Cable	GREY	3095.0	-	-	-

Connector Name A01_1401
 Part Number 3596929C1
 Instances B6.7/L9 - Antilock Brake System (ABS)- BENDIX 4 Channel
 Implemenation:Diagram1
 Mates DEV-ABS-01

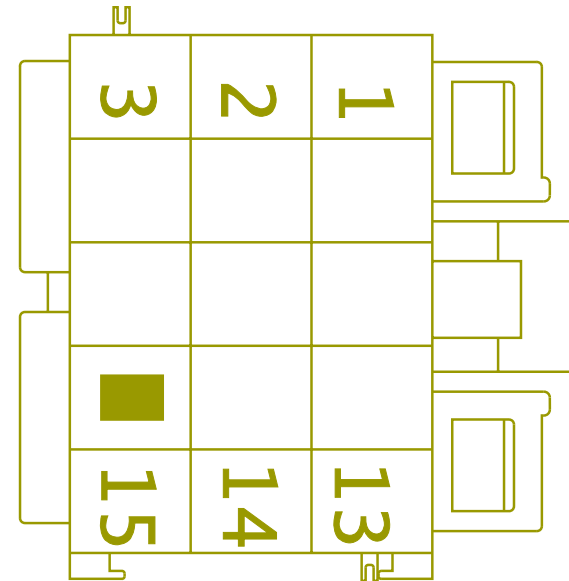


Name	Terminal Part Number	V-Min	Name	Wire Part Number	Wire CSA	Wire Spec	Wire Material description	Wire Color Description	Wire Length	End2 Terminal Part Number	End2 Pin Name	End2 Connector
1	-	-	XA94B	3510312 R1	1.16	16.0	Thin Wall XLPE Primary Cable	GREY	2500.0	-	29	A01_1700
2	-	-	XA94	3510312 R1	1.16	16.0	Thin Wall XLPE Primary Cable	GREY	2500.0	-	27	A01_1700
3	-	-	XA94A	3510312 R1	1.16	16.0	Thin Wall XLPE Primary Cable	GREY	2500.0	-	28	A01_1700
4	-	-	XA94K	3510312 R1	1.16	16.0	Thin Wall XLPE Primary Cable	GREY	2500.0	-	36	A01_1700

Name	Terminal Part Number	V-Min	Name	Wire Part Number	Wire CSA	Wire Spec	Wire Material description	Wire Color Description	Wire Length	End2 Terminal Part Number	End2 Pin Name	End2 Connector
5	-	-	XA94C	3510312 R1	1.16	16.0	Thin Wall XLPE Primary Cable	GREY	2500.0	-	30	A01_1700
6	-	-	XA94J	3510312 R1	1.16	16.0	Thin Wall XLPE Primary Cable	GREY	2500.0	-	35	A01_1700
7	-	-	XA94H	3510312 R1	1.16	16.0	Thin Wall XLPE Primary Cable	GREY	2500.0	-	34	A01_1700
8	-	-	XA94D	3510312 R1	1.16	16.0	Thin Wall XLPE Primary Cable	GREY	2500.0	-	31	A01_1700
9	-	-	XA94BK	3510312 R1	1.16	16.0	Thin Wall XLPE Primary Cable	GREY	2580.0	-	22	A01_1701
10	-	-	XA94BL	3510312 R1	1.16	16.0	Thin Wall XLPE Primary Cable	GREY	2580.0	-	20	A01_1701
11	-	-	XA94E	3510312 R1	1.16	16.0	Thin Wall XLPE Primary Cable	GREY	2500.0	-	32	A01_1700
12	-	-	XA94BB	3510312 R1	1.16	16.0	Thin Wall XLPE Primary Cable	GREY	2580.0	-	24	A01_1701

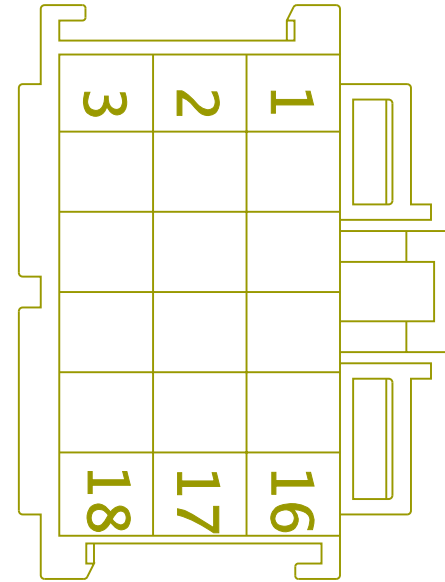
Name	Terminal Part Number	V-Min	Name	Wire Part Number	Wire CSA	Wire Spec	Wire Material description	Wire Color Description	Wire Length	End2 Terminal Part Number	End2 Pin Name	End2 Connector
13	-	-	XA94BJ	3510312 R1	1.16	16.0	Thin Wall XLPE Primary Cable	GREY	2580.0	-	21	A01_1701
14	-	-	XA94F	3510312 R1	1.16	16.0	Thin Wall XLPE Primary Cable	GREY	2500.0	-	33	A01_1700
15	-	-	XA94BE	3510312 R1	1.16	16.0	Thin Wall XLPE Primary Cable	GREY	2580.0	-	16	A01_1701
16	-	-	XA94BC	3510312 R1	1.16	16.0	Thin Wall XLPE Primary Cable	GREY	2580.0	-	25	A01_1701
17	-	-	XA94BA	3510312 R1	1.16	16.0	Thin Wall XLPE Primary Cable	GREY	2580.0	-	23	A01_1701
18	-	-	XA94BD	3510312 R1	1.16	16.0	Thin Wall XLPE Primary Cable	GREY	2580.0	-	17	A01_1701

Connector Name A01_1420
 Part Number 3557922C1
 Instances B6.7/L9 - Antilock Brake System (ABS) - Wabco 4 Channel
 Implementation:Diagram1
 Mates WABCO ABS #2



Name	Terminal Part Number	V-Min	Name	Wire Part Number	Wire CSA	Wire Spec	Wire Material description	Wire Color Description	Wire Length	End2 Terminal Part Number	End2 Pin Name	End2 Connector
1	-	-	-	-	-	-	-	-	-	-	-	-
3	-	-	-	-	-	-	-	-	-	-	-	-
4	-	-	XE94G1	3510359 R1	0.79	18.0	Thin Wall XLPE Primary Cable	WHITE	2250.0	-	PIN1	-
7	-	-	XE94V	2643782 R1	1.91	14.0	Std. Wall XLPE Primary Cable	GREY	3430.0	-	-	-
8	-	-	XE94AY	2643782 R1	1.91	14.0	Std. Wall XLPE Primary Cable	GREY	3210.0	-	-	-
9	-	-	XE94G2	3510360 R1	1.16	16.0	Thin Wall XLPE Primary Cable	WHITE	2250.0	-	PIN1	-

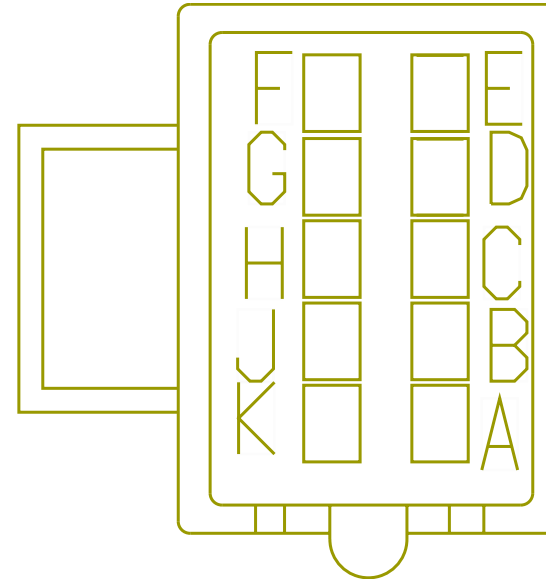
Connector Name A01_1421
 Part Number 3557921C1
 Instances B6.7/L9 - Antilock Brake System (ABS) - Wabco 4 Channel
 Implementation:Diagram1
 Mates WABCO ABS #2



Name	Terminal Part Number	V-Min	Name	Wire Part Number	Wire CSA	Wire Spec	Wire Material description	Wire Color Description	Wire Length	End2 Terminal Part Number	End2 Pin Name	End2 Connector
1	-	-	XE94MH	-	0.0	14.0	-	GREY	0.0	-	34	A01_1700
2	-	-	XE94WR	2643782 R1	1.91	14.0	Std. Wall XLPE Primary Cable	GREY	2620.0	-	19	A01_1701
3	-	-	XE94M	-	0.0	14.0	-	GREY	0.0	-	27	A01_1700
4	-	-	XE94MK	-	0.0	16.0	-	GREY	0.0	-	36	A01_1700
5	-	-	XE94WN	2643782 R1	1.91	14.0	Std. Wall XLPE Primary Cable	GREY	2620.0	-	18	A01_1701
6	-	-	XE94MB	-	0.0	16.0	-	GREY	0.0	-	29	A01_1700
8	-	-	XE94WW	2643782 R1	1.91	14.0	Std. Wall XLPE Primary Cable	GREY	2620.0	-	16	A01_1701

Name	Terminal Part Number	V-Min	Name	Wire Part Number	Wire CSA	Wire Spec	Wire Material description	Wire Color Description	Wire Length	End2 Terminal Part Number	End2 Pin Name	End2 Connector
9	-	-	XE94WU	3510313 R1	1.91	14.0	Thin Wall XLPE Primary Cable	GREY	2620.0	-	17	A01_1701
10	-	-	XE94ME	-	0.0	18.0	-	GREY	0.0	-	32	A01_1700
11	-	-	XE94WL	3510311 R1	0.79	18.0	Thin Wall XLPE Primary Cable	GREY	2620.0	-	14	A01_1701
12	-	-	XE94AC	3510311 R1	0.79	18.0	Thin Wall XLPE Primary Cable	GREY	2540.0	-	30	A01_1700
13	-	-	XE94MF	-	0.0	18.0	-	GREY	0.0	-	33	A01_1700
14	-	-	XE94WM	3510311 R1	0.79	18.0	Thin Wall XLPE Primary Cable	GREY	2620.0	-	15	A01_1701
15	-	-	XE94AD	3510311 R1	0.79	18.0	Thin Wall XLPE Primary Cable	GREY	2540.0	-	31	A01_1700
17	-	-	XE94WS	3510311 R1	0.79	18.0	Thin Wall XLPE Primary Cable	GREY	2620.0	-	22	A01_1701
18	-	-	XE94WT	3510311 R1	0.79	18.0	Thin Wall XLPE Primary Cable	GREY	2620.0	-	23	A01_1701

Connector Name A01_16B
 Part Number 3540613C1
 Instances B6.7/L9 - Adaptive Cruise Control (Bendix - Fusion W/O DIU & N/ Safety Direct & Reg Speakers):Diagram1
 B6.7/L9 - Adaptive Cruise Control (Fusion 3.0 N/ DIU):Diagram1
 Mates D49_16A

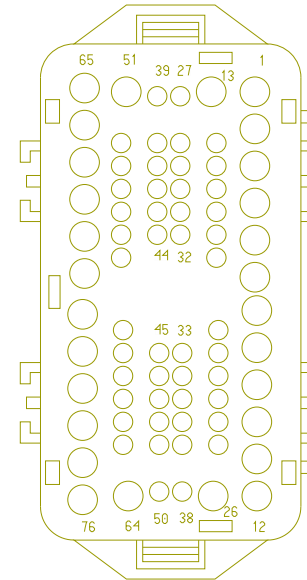


Name	Terminal Part Number	V-Min	Name	Wire Part Number	Wire CSA	Wire Spec	Wire Material description	Wire Color Description	Wire Length	End2 Terminal Part Number	End2 Pin Name	End2 Connector
C	-	-	AK13COG	-	0.0	16.0	-	PINK	0.0	-	X	-
D	-	-	AK11COG2	-	0.0	18.0	-	WHITE	0.0	-	X	-
D	-	-	AK11COG2	-	0.0	18.0	-	WHITE	0.0	-	-	-
D	-	-	YD11C0G	-	0.0	18.0	-	WHITE	0.0	-	X	-
G	-	-	YD67COG	3510311 R1	0.79	18.0	Thin Wall XLPE Primary Cable	GREY	1495.0	-	X	-
H	-	-	YD14CSB	3510366 R1	1.16	16.0	Thin Wall XLPE Primary Cable	RED	2230.0	-	-	-

Connector Name A01_1700
 Part Number 3595625C1
 Instances

- B6.7 - City Horn W/10PIN CLK:Diagram1
- B6.7 - City Horn W/10PIN CLK:Diagram2-W/SNOW PLOW
- B6.7/L9 - Adaptive Cruise Control (Bendix - Fusion W/O DIU & N/ Safety Direct & Reg Speakers):Diagram1
- B6.7/L9 - Adaptive Cruise Control (Bendix Wingman Advanced N/ DIU):Diagram1
- B6.7/L9 - Adaptive Cruise Control (Fusion 3.0 N/ DIU):Diagram1
- B6.7/L9 - Air Dryer (Single):Diagram1
- B6.7/L9 - Antilock Brake System (ABS)- BENDIX 4 Channel Implemenation:Diagram1
- B6.7/L9 - Auto Park Brake (T-Handle Shifter, Auto Park Brake):Diagram1
- B6.7/L9 - Auxiliary Power (40A) HSD 1:Diagram1
- B6.7/L9 - Headlights (LED CAN) W/ Plow Lights:Diagram1-LCM-0009-W/LOAD SHED
- B6.7/L9 - Headlights (LED CAN) W/ Plow Lights:Diagram2-LCM-0009B-N/LOAD SHED
- B6.7/L9 - Headlights (LED CAN) W/ Plow Lights:Diagram3-20" FRAME-LCM-0009-W/LOAD SHED
- B6.7/L9 - Headlights (LED CAN) W/ Plow Lights:Diagram4-20" FRAME-LCM-0009B-N/LOAD SHED
- B6.7/L9 - Headlights (LED CAN) W/O Plow Lights:Diagram1-LCM-0009-W/LOAD SHED
- B6.7/L9 - Headlights (LED CAN) W/O Plow Lights:Diagram2-LCM-0009B-N/LOAD SHED
- B6.7/L9 - Headlights (LED CAN) W/O Plow Lights:Diagram3-20" FRAME-LCM-0009-W/LOAD SHED
- B6.7/L9 - Headlights (LED CAN) W/O Plow Lights:Diagram4-20" FRAME-LCM-0009B-N/LOAD SHED
- B6.7/L9 - Mirrors (Heated) (Door Pod Actuated, 2 Cab and 1 Hood Mirror Right Side Only):Diagram1
- B6.7/L9 - Mirrors (Heated) (Door Pod Actuated, 2 Cab and 1 Hood Mirror Right Side Only):Diagram2_20" Frame
- B6.7/L9 - Transmission Power Take Off (60AKG):Diagram1
- L9 - City Horn W/10PIN CLK:Diagram1
- L9 - City Horn W/10PIN CLK:Diagram2-W/SNOW PLOW

Mates M07_1700



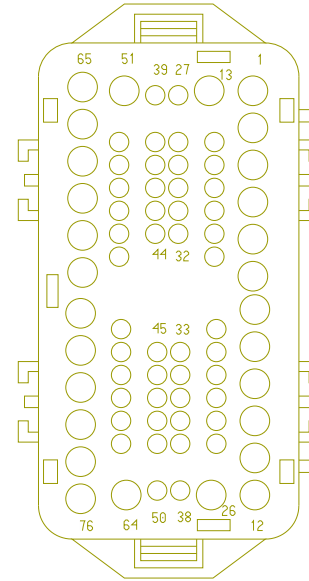
Name	Terminal Part Number	V-Min	Name	Wire Part Number	Wire CSA	Wire Spec	Wire Material description	Wire Color Description	Wire Length	End2 Terminal Part Number	End2 Pin Name	End2 Connector
1	-	-	AQ14LA	-	0.0	14.0	-	PINK	0.0	-	-	-
2	-	-	AQ14RA	-	0.0	14.0	-	PINK	0.0	-	-	-
3	-	-	AQ13LA	-	0.0	14.0	-	PINK	0.0	-	-	-
4	-	-	AQ13RA	-	0.0	14.0	-	PINK	0.0	-	-	-
6	-	-	KX39	-	0.0	16.0	-	GREY	0.0	-	-	-
8	-	-	AQ53A	-	0.0	14.0	-	YELLOW 2	0.0	-	B	J2-1604
9	-	-	AQ53B	-	0.0	14.0	-	YELLOW 2	0.0	-	H	J2-1604
10	-	-	AQ52AA	-	0.0	14.0	-	YELLOW 2	0.0	-	H	J1-1603
11	-	-	AQ52BB	-	0.0	14.0	-	YELLOW 2	0.0	-	L	J1-1603
12	-	-	HU103C	2643776 R1	4.81	10.0	Std. Wall XLPE Primary Cable	LIGHT GREEN	1280.0	-	1	A01_187 3B
20	-	-	YA67A	3510324 R1	1.16	16.0	Thin Wall XLPE Primary Cable	PINK	2445.0	-	-	-
20	-	-	YD67Y	3510323 R1	0.79	18.0	Thin Wall XLPE Primary Cable	PINK	305.0	-	X	-
20	-	-	AM67AA2	-	0.0	18.0	-	PINK	0.0	-	PIN1	-
21	-	-	AA85	3510312 R1	1.16	16.0	Thin Wall XLPE Primary Cable	GREY	640.0	-	E	J1-1603

Name	Terminal Part Number	V-Min	Name	Wire Part Number	Wire CSA	Wire Spec	Wire Material description	Wire Color Description	Wire Length	End2 Terminal Part Number	End2 Pin Name	End2 Connector
27	-	-	XA94	3510312 R1	1.16	16.0	Thin Wall XLPE Primary Cable	GREY	2500.0	-	2	A01_1401
28	-	-	XA94A	3510312 R1	1.16	16.0	Thin Wall XLPE Primary Cable	GREY	2500.0	-	3	A01_1401
29	-	-	XA94B	3510312 R1	1.16	16.0	Thin Wall XLPE Primary Cable	GREY	2500.0	-	1	A01_1401
30	-	-	XA94C	3510312 R1	1.16	16.0	Thin Wall XLPE Primary Cable	GREY	2500.0	-	5	A01_1401
31	-	-	XA94D	3510312 R1	1.16	16.0	Thin Wall XLPE Primary Cable	GREY	2500.0	-	8	A01_1401
32	-	-	XA94E	3510312 R1	1.16	16.0	Thin Wall XLPE Primary Cable	GREY	2500.0	-	11	A01_1401
33	-	-	XA94F	3510312 R1	1.16	16.0	Thin Wall XLPE Primary Cable	GREY	2500.0	-	14	A01_1401
34	-	-	XA94H	3510312 R1	1.16	16.0	Thin Wall XLPE Primary Cable	GREY	2500.0	-	7	A01_1401

Name	Terminal Part Number	V-Min	Name	Wire Part Number	Wire CSA	Wire Spec	Wire Material description	Wire Color Description	Wire Length	End2 Terminal Part Number	End2 Pin Name	End2 Connector
35	-	-	XA94J	3510312 R1	1.16	16.0	Thin Wall XLPE Primary Cable	GREY	2500.0	-	6	A01_1401
36	-	-	XA94K	3510312 R1	1.16	16.0	Thin Wall XLPE Primary Cable	GREY	2500.0	-	4	A01_1401
47	-	-	AK67-G	-	0.0	18.0	-	WHITE	0.0	-	-	-
47	-	-	YD67-G	3510359 R1	0.79	18.0	Thin Wall XLPE Primary Cable	WHITE	500.0	-	-	-
47	-	-	YA67-G	3510360 R1	1.16	16.0	Thin Wall XLPE Primary Cable	WHITE	500.0	-	-	-
61	-	-	UH44L	-	0.0	18.0	-	GREY	0.0	-	B	A01_425
63	-	-	RL78AB	3510300 R1	1.16	16.0	Thin Wall XLPE Primary Cable	LIGHT GREEN	2360.0	-	R6-87	A01_1014
67	-	-	HB103P	-	0.0	12.0	-	LIGHT GREEN	0.0	-	C4	A01_6969

Connector Name A01_1700
Part Number 3595625C1
Instances

- B6.7 - City Horn W/4PIN CLK:Diagram1
- B6.7 - City Horn W/4PIN CLK:Diagram2-20" Frame
- B6.7/L9 - Antilock Brake System (ABS) - Wabco 4 Channel Implementation:Diagram1
- B6.7/L9 - Antilock Brake Systems (ABS) (Wabco Hydraulic 4 Channel N/ Stability):Diagram1
- B6.7/L9 - Antilock Brake Systems (ABS) (Wabco Hydraulic 4 Channel W/ Stability):Diagram1
- B6.7/L9 - Auto Park Brake (T-Handle Shifter, Auto Park Brake):Diagram1
- B6.7/L9 - Auxiliary Power (40A) HSD 1:Diagram1
- B6.7/L9 - Body Builder Prewire (8 Wire Firewall Pass through):Diagram1
- B6.7/L9 - Compressed Air Supply (Aux Air Pressure Gauge) (Hydraulic Split Brake System):Diagram1
- B6.7/L9 - Compressed Air Supply (Aux Air Pressure Gauge) (Hydraulic Split Brake System):Diagram2- W/AIR DRYER
- B6.7/L9 - Crank Inhibit (W/ Hood Switch):Diagram1
- B6.7/L9 - Crank Inhibit (W/ Hood Switch):Diagram2- EXT Frame
- B6.7/L9 - Directional Signals (Turn) (HALOGEN) W/ Plow Lights W/O Fender Lights:Diagram1
- B6.7/L9 - Directional Signals (Turn) (HALOGEN) W/ Plow Lights W/O Fender Lights:Diagram2-20" Frame
- B6.7/L9 - Directional Signals (Turn) (HALOGEN) W/O Plow Lights W/O Fender Lights:Diagram1
- B6.7/L9 - Directional Signals (Turn) (HALOGEN) W/O Plow Lights W/O Fender Lights:Diagram2- 20" Frame
- B6.7/L9 - Directional Signals (Turn) (LED CAN) W/ Plow Lights W/O Fender Lights:Diagram1
- B6.7/L9 - Directional Signals (Turn) (LED CAN) W/ Plow Lights W/O Fender Lights:Diagram2- 20" Frame
- B6.7/L9 - Directional Signals (Turn) (LED CAN) W/O Plow Lights W/O Fender Lights:Diagram1
- B6.7/L9 - Directional Signals (Turn) (LED CAN) W/O Plow Lights W/O Fender Lights:Diagram2- 20" Frame
- B6.7/L9 - Dual Auxiliary Power with Interlock:Diagram1
- B6.7/L9 - Front Fog Lamps:Diagram1
- B6.7/L9 - Fuel Heater (Vehicle Powered) (Racor 400 Series):Diagram1
- B6.7/L9 - Fuel Heater (Vehicle Powered) Davco 245:Diagram1



B6.7/L9 - Headlights (Halogen) W/ Plow Lights:Diagram1-
LCM-0009-W/LOAD SHED
B6.7/L9 - Headlights (Halogen) W/ Plow Lights:Diagram2-
LCM-0009B-N/LOAD SHED
B6.7/L9 - Headlights (Halogen) W/O Plow Lights:Diagram1-
LCM-0009-W/LOAD SHED
B6.7/L9 - Headlights (Halogen) W/O Plow Lights:Diagram2-
LCM-0009B-N/LOAD SHED
B6.7/L9 - Headlights (Halogen) W/O Plow Lights:Diagram3-20"
FRAME-LCM-0009-W/LOAD SHED
B6.7/L9 - Headlights (Halogen) W/O Plow Lights:Diagram4-20"
FRAME-LCM-0009B-N/LOAD SHED
B6.7/L9 - Hood Switch 1:Diagram1
B6.7/L9 - Hood Switch 1:Diagram2- EXT FRAME
B6.7/L9 - Marker Lighting (Halogen Headlights) N/Plowlight N/
Fender N/Guide Posts:Diagram1
B6.7/L9 - Marker Lighting (Halogen Headlights) N/Plowlight N/
Fender N/Guide Posts:Diagram2- 20" Frame
B6.7/L9 - Marker Lighting (Halogen Headlights) N/Plowlights N/
Fender W/Guide Posts:Diagram1
B6.7/L9 - Marker Lighting (Halogen Headlights) N/Plowlights N/
Fender W/Guide Posts:Diagram2-20" Frame
B6.7/L9 - Marker Lighting (Halogen Headlights) W/Plowlight N/
Fender N/Guide Posts:Diagram1
B6.7/L9 - Marker Lighting (Halogen Headlights) W/Plowlight N/
Fender N/Guide Posts:Diagram2-20" Frame
B6.7/L9 - Marker Lighting (LED CAN Headlamp) N/Plow Lts N/
Fender Lts N/Guide Posts:Diagram1
B6.7/L9 - Marker Lighting (LED CAN Headlamp) N/Plow Lts N/
Fender Lts N/Guide Posts:Diagram2-20" Frame
B6.7/L9 - Marker Lighting (LED CAN Headlamp) N/Plow Lts N/
Fender Lts W/Guide Posts:Diagram1
B6.7/L9 - Marker Lighting (LED CAN Headlamp) N/Plow Lts N/
Fender Lts W/Guide Posts:Diagram2-20" Frame
B6.7/L9 - Marker Lighting (LED CAN Headlamp) W/Plow Lts N/
Fender Lts N/Guide Posts:Diagram1
B6.7/L9 - Marker Lighting (LED CAN Headlamp) W/Plow Lts N/
Fender Lts N/Guide Posts:Diagram2-20" Frame
B6.7/L9 - Mirrors (Heated) (Door Pod Actuated, 2 Cab and 2
Hood Mirrors):Diagram1
B6.7/L9 - Mirrors (Heated) (Door Pod Actuated, 2 Cab and 2
Hood Mirrors):Diagram2_20" Frame
B6.7/L9 - Mirrors (Heated) (MUX Switch, 2 Cab and 2 Hood
Mirrors):Diagram1

B6.7/L9 - Mirrors (Heated) (MUX Switch, 2 Cab and 2 Hood Mirrors):Diagram2- 20" FRAME
 B6.7/L9 - Prewire Front Fog Lights:Diagram1
 B6.7/L9 - Windshield Washer Pump W/O Low Fluid Sensor:Diagram1
 L9 - City Horn W/4PIN CLK:Diagram1
 L9 - City Horn W/4PIN CLK:Diagram2-20" Frame

Mates M07_1700

Name	Terminal Part Number	V-Min	Name	Wire Part Number	Wire CSA	Wire Spec	Wire Material description	Wire Color Description	Wire Length	End2 Terminal Part Number	End2 Pin Name	End2 Connector
1	-	-	AP14LA	-	0.0	14.0	-	PINK	0.0	-	-	-
1	-	-	YF52A	3510337 R1	1.91	14.0	Thin Wall XLPE Primary Cable	YELLOW 2	640.0	-	H	J1-1603
1	-	-	YG52AA	3510337 R1	1.91	14.0	Thin Wall XLPE Primary Cable	YELLOW 2	1350.0	-	5	A01_187 3D
1	-	-	AQ14LA	-	0.0	14.0	-	PINK	0.0	-	-	-
2	-	-	AP14RA	-	0.0	14.0	-	PINK	0.0	-	-	-
2	-	-	YF53A	3510337 R1	1.91	14.0	Thin Wall XLPE Primary Cable	YELLOW 2	675.0	-	B	J2-1604
2	-	-	YG53AA	3510337 R1	1.91	14.0	Thin Wall XLPE Primary Cable	YELLOW 2	1430.0	-	5	A01_187 3F
2	-	-	AQ14RA	-	0.0	14.0	-	PINK	0.0	-	-	-
3	-	-	AP13LA	-	0.0	14.0	-	PINK	0.0	-	-	-
3	-	-	YF52B	3510337 R1	1.91	14.0	Thin Wall XLPE Primary Cable	YELLOW 2	640.0	-	L	J1-1603

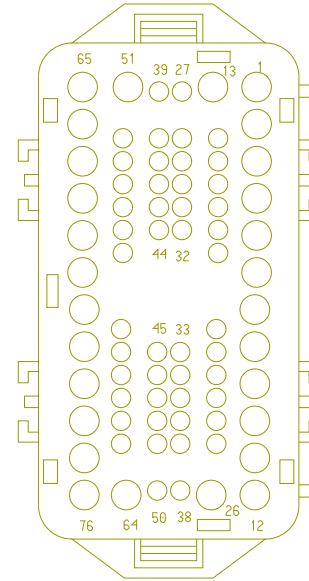
Name	Terminal Part Number	V-Min	Name	Wire Part Number	Wire CSA	Wire Spec	Wire Material description	Wire Color Description	Wire Length	End2 Terminal Part Number	End2 Pin Name	End2 Connector
3	-	-	YG52BA	3510337 R1	1.91	14.0	Thin Wall XLPE Primary Cable	YELLOW 2	1390.0	-	5	A01_187 3E
3	-	-	AQ13LA	-	0.0	14.0	-	PINK	0.0	-	-	-
4	-	-	AP13RA	-	0.0	14.0	-	PINK	0.0	-	-	-
4	-	-	YF53B	3510337 R1	1.91	14.0	Thin Wall XLPE Primary Cable	YELLOW 2	675.0	-	H	J2-1604
4	-	-	YG53BA	3510337 R1	1.91	14.0	Thin Wall XLPE Primary Cable	YELLOW 2	1470.0	-	5	A01_187 3G
4	-	-	AQ13RA	-	0.0	14.0	-	PINK	0.0	-	-	-
5	-	-	YP54B	3510305 R1	0.79	18.0	Thin Wall XLPE Primary Cable	BROWN	1080.0	-	-	-
8	-	-	YG53AC	3510337 R1	1.91	14.0	Thin Wall XLPE Primary Cable	YELLOW 2	1430.0	-	4	A01_187 3F
9	-	-	YG53BC	3510337 R1	1.91	14.0	Thin Wall XLPE Primary Cable	YELLOW 2	1470.0	-	4	A01_187 3G
10	-	-	YG52AC	3510337 R1	1.91	14.0	Thin Wall XLPE Primary Cable	YELLOW 2	1350.0	-	4	A01_187 3D
11	-	-	YG52BC	3510337 R1	1.91	14.0	Thin Wall XLPE Primary Cable	YELLOW 2	1390.0	-	4	A01_187 3E

Name	Terminal Part Number	V-Min	Name	Wire Part Number	Wire CSA	Wire Spec	Wire Material description	Wire Color Description	Wire Length	End2 Terminal Part Number	End2 Pin Name	End2 Connector
13	-	-	HU103D	3510302 R1	3.01	12.0	Thin Wall XLPE Primary Cable	LIGHT GREEN	1280.0	-	4	A01_187 3B
14	-	-	AAH56B	-	0.0	16.0	-	ORANGE	0.0	-	C	J2-1604
15	-	-	AAT57B	-	0.0	16.0	-	ORANGE	0.0	-	K	J2-1604
19	-	-	HJ87KA	3510311 R1	0.79	18.0	Thin Wall XLPE Primary Cable	GREY	2445.0	-	-	-
21	-	-	AA85	3510312 R1	1.16	16.0	Thin Wall XLPE Primary Cable	GREY	640.0	-	E	J1-1603
22	-	-	YJ64A	3510336 R1	1.16	16.0	Thin Wall XLPE Primary Cable	YELLOW 2	640.0	-	F	J1-1603
23	-	-	YJ64B	3510336 R1	1.16	16.0	Thin Wall XLPE Primary Cable	YELLOW 2	640.0	-	K	J1-1603
27	-	-	NL9ZB	3510311 R1	0.79	18.0	Thin Wall XLPE Primary Cable	GREY	910.0	-	-	-
27	-	-	XE94M	-	0.0	14.0	-	GREY	0.0	-	3	A01_1421
28	-	-	NL6A	2643673 R1	0.79	18.0	Std. Wall XLPE Primary Cable	GREY	1000.0	-	B11	J7-1607
28	-	-	XE94AA	2643782 R1	1.91	14.0	Std. Wall XLPE Primary Cable	GREY	335.0	-	PIN1	-

Name	Terminal Part Number	V-Min	Name	Wire Part Number	Wire CSA	Wire Spec	Wire Material description	Wire Color Description	Wire Length	End2 Terminal Part Number	End2 Pin Name	End2 Connect or
29	-	-	NL40	2643673 R1	0.79	18.0	Std. Wall XLPE Primary Cable	GREY	980.0	-	B2	J3-1600
29	-	-	XE94MB	-	0.0	16.0	-	GREY	0.0	-	6	A01_1421
30	-	-	XE94AC	3510311 R1	0.79	18.0	Thin Wall XLPE Primary Cable	GREY	2540.0	-	12	A01_1421
30	-	-	XS94L(+)	-	0.0	18.0	-	GREY	0.0	-	14	A01_1701
31	-	-	XE94AD	3510311 R1	0.79	18.0	Thin Wall XLPE Primary Cable	GREY	2540.0	-	15	A01_1421
31	-	-	XS94L(-)	-	0.0	18.0	-	GREY	0.0	-	15	A01_1701
32	-	-	XE94ME	-	0.0	18.0	-	GREY	0.0	-	10	A01_1421
33	-	-	XE94MF	-	0.0	18.0	-	GREY	0.0	-	13	A01_1421
34	-	-	XE94MH	-	0.0	14.0	-	GREY	0.0	-	1	A01_1421
35	-	-	XE94AJ	2643782 R1	1.91	14.0	Std. Wall XLPE Primary Cable	GREY	335.0	-	PIN1	-
35	-	-	XS94R(+)	-	0.0	18.0	-	GREY	0.0	-	16	A01_1701
36	-	-	XE94MK	-	0.0	16.0	-	GREY	0.0	-	4	A01_1421
36	-	-	XS94R(-)	3510311 R1	0.79	18.0	Thin Wall XLPE Primary Cable	GREY	630.0	-	17	A01_1701
42	-	-	HJ87BA	3510311 R1	0.79	18.0	Thin Wall XLPE Primary Cable	GREY	430.0	-	X	-

Name	Terminal Part Number	V-Min	Name	Wire Part Number	Wire CSA	Wire Spec	Wire Material description	Wire Color Description	Wire Length	End2 Terminal Part Number	End2 Pin Name	End2 Connector
43	-	-	LF104CC	3510353 R1	0.79	18.0	Thin Wall XLPE Primary Cable	DARK BLUE	665.0	-	B9	J7-1607
44	-	-	LF104CB	2643720 R1	0.79	18.0	Std. Wall XLPE Primary Cable	DARK BLUE	665.0	-	B5	J7-1607
47	-	-	WD44Y	3510312 R1	1.16	16.0	Thin Wall XLPE Primary Cable	GREY	2445.0	-	-	-
52	-	-	HGTEM1	-	0.0	16.0	-	GREY	0.0	-	E1	A01_01
53	-	-	HGTEM2	-	0.0	16.0	-	GREY	0.0	-	E2	A01_01
54	-	-	HGTEM3	-	0.0	16.0	-	GREY	0.0	-	E3	A01_01
55	-	-	HGTEM4	-	0.0	16.0	-	GREY	0.0	-	E4	A01_01
56	-	-	HGTEM5	-	0.0	16.0	-	GREY	0.0	-	E5	A01_01
57	-	-	HGTEM6	-	0.0	16.0	-	GREY	0.0	-	E6	A01_01
58	-	-	HGTEM7	-	0.0	16.0	-	GREY	0.0	-	E7	A01_01
59	-	-	HGTEM8	-	0.0	16.0	-	GREY	0.0	-	E8	A01_01
63	-	-	RM78AC	3510300 R1	1.16	16.0	Thin Wall XLPE Primary Cable	LIGHT GREEN	1010.0	-	X	-
64	-	-	RM78AD	3510300 R1	1.16	16.0	Thin Wall XLPE Primary Cable	LIGHT GREEN	1010.0	-	X	-
65	-	-	HB103M	-	0.0	12.0	-	LIGHT GREEN	0.0	-	G2	A01_6969
66	-	-	HB103N	-	0.0	12.0	-	LIGHT GREEN	0.0	-	C2	A01_6969
68	-	-	7V18C8	-	0.0	16.0	-	GREY	0.0	-	R6-30	A01_1011

Connector Name A01_1701
 Part Number 3595623C1
 Instances B6.7/L9 - Antilock Brake System (ABS) - Wabco 4 Channel
 Implementation:Diagram1
 B6.7/L9 - Antilock Brake System (ABS)- BENDIX 4 Channel
 Implemenation:Diagram1
 Mates N06_1701F

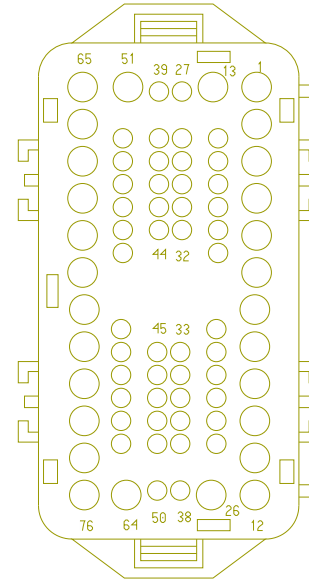


Name	Terminal Part Number	V-Min	Name	Wire Part Number	Wire CSA	Wire Spec	Wire Material description	Wire Color Description	Wire Length	End2 Terminal Part Number	End2 Pin Name	End2 Connector
14	-	-	XE94WL	3510311 R1	0.79	18.0	Thin Wall XLPE Primary Cable	GREY	2620.0	-	11	A01_1421
15	-	-	XE94WM	3510311 R1	0.79	18.0	Thin Wall XLPE Primary Cable	GREY	2620.0	-	14	A01_1421
16	-	-	XE94WW	2643782 R1	1.91	14.0	Std. Wall XLPE Primary Cable	GREY	2620.0	-	8	A01_1421
16	-	-	XA94BE	3510312 R1	1.16	16.0	Thin Wall XLPE Primary Cable	GREY	2580.0	-	15	A01_1401

Name	Terminal Part Number	V-Min	Name	Wire Part Number	Wire CSA	Wire Spec	Wire Material description	Wire Color Description	Wire Length	End2 Terminal Part Number	End2 Pin Name	End2 Connector
17	-	-	XE94WU	3510313 R1	1.91	14.0	Thin Wall XLPE Primary Cable	GREY	2620.0	-	9	A01_1421
17	-	-	XA94BD	3510312 R1	1.16	16.0	Thin Wall XLPE Primary Cable	GREY	2580.0	-	18	A01_1401
18	-	-	XE94WN	2643782 R1	1.91	14.0	Std. Wall XLPE Primary Cable	GREY	2620.0	-	5	A01_1421
18	-	-	XA94BH	3510312 R1	1.16	16.0	Thin Wall XLPE Primary Cable	GREY	2550.0	-	10	A01_1400
19	-	-	XE94WR	2643782 R1	1.91	14.0	Std. Wall XLPE Primary Cable	GREY	2620.0	-	2	A01_1421
19	-	-	XA94BF	3510312 R1	1.16	16.0	Thin Wall XLPE Primary Cable	GREY	2550.0	-	11	A01_1400
20	-	-	XA94BL	3510312 R1	1.16	16.0	Thin Wall XLPE Primary Cable	GREY	2580.0	-	10	A01_1401
21	-	-	XA94BJ	3510312 R1	1.16	16.0	Thin Wall XLPE Primary Cable	GREY	2580.0	-	13	A01_1401

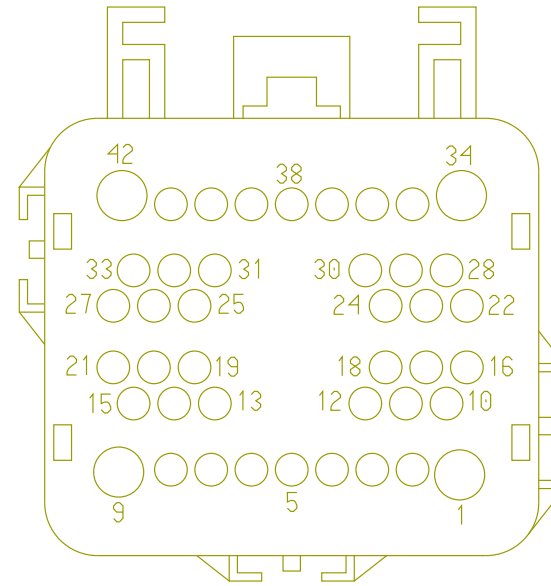
Name	Terminal Part Number	V-Min	Name	Wire Part Number	Wire CSA	Wire Spec	Wire Material description	Wire Color Description	Wire Length	End2 Terminal Part Number	End2 Pin Name	End2 Connector
22	-	-	XE94WS	3510311 R1	0.79	18.0	Thin Wall XLPE Primary Cable	GREY	2620.0	-	17	A01_1421
22	-	-	XA94BK	3510312 R1	1.16	16.0	Thin Wall XLPE Primary Cable	GREY	2580.0	-	9	A01_1401
23	-	-	XE94WT	3510311 R1	0.79	18.0	Thin Wall XLPE Primary Cable	GREY	2620.0	-	18	A01_1421
23	-	-	XA94BA	3510312 R1	1.16	16.0	Thin Wall XLPE Primary Cable	GREY	2580.0	-	17	A01_1401
24	-	-	XE94G7	2643689 R1	1.91	14.0	Std. Wall XLPE Primary Cable	WHITE	415.0	-	PIN1	-
24	-	-	XA94BB	3510312 R1	1.16	16.0	Thin Wall XLPE Primary Cable	GREY	2580.0	-	12	A01_1401
25	-	-	XE94G6	2643689 R1	1.91	14.0	Std. Wall XLPE Primary Cable	WHITE	415.0	-	PIN1	-
25	-	-	XA94BC	3510312 R1	1.16	16.0	Thin Wall XLPE Primary Cable	GREY	2580.0	-	16	A01_1401

Connector Name A01_1701
 Part Number 3595623C1
 Instances B6.7/L9 - Antilock Brake Systems (ABS) (Wabco Hydraulic 4 Channel N/ Stability):Diagram1
 B6.7/L9 - Antilock Brake Systems (ABS) (Wabco Hydraulic 4 Channel W/ Stability):Diagram1
 Mates N06_1701F



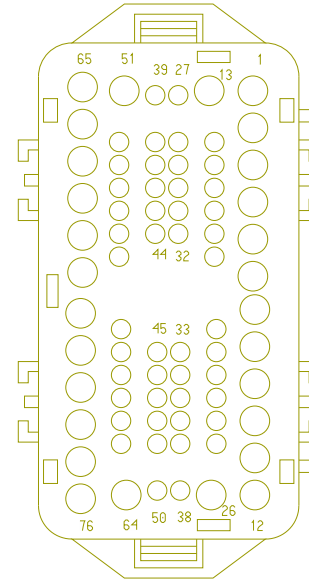
Name	Terminal Part Number	V-Min	Name	Wire Part Number	Wire CSA	Wire Spec	Wire Material description	Wire Color Description	Wire Length	End2 Terminal Part Number	End2 Pin Name	End2 Connector
14	-	-	XS94L(+)	-	0.0	18.0	-	GREY	0.0	-	30	A01_1700
15	-	-	XS94L(-)	-	0.0	18.0	-	GREY	0.0	-	31	A01_1700
16	-	-	XS94R(+)	-	0.0	18.0	-	GREY	0.0	-	35	A01_1700
17	-	-	XS94R(-)	3510311 R1	0.79	18.0	Thin Wall XLPE Primary Cable	GREY	630.0	-	36	A01_1700
24	-	-	XU90E	3510311 R1	0.79	18.0	Thin Wall XLPE Primary Cable	GREY	2525.0	-	-	-
26	-	-	XS94L	3510314 R1	3.01	12.0	Thin Wall XLPE Primary Cable	GREY	2305.0	-	-	-

Connector Name A01_1702:1
 Part Number 3595621C1
 Instances L9 - Auto Neutral (Allison W/ Multiplex Switch & Confirmation Telltale):Diagram1
 Mates K25_1702



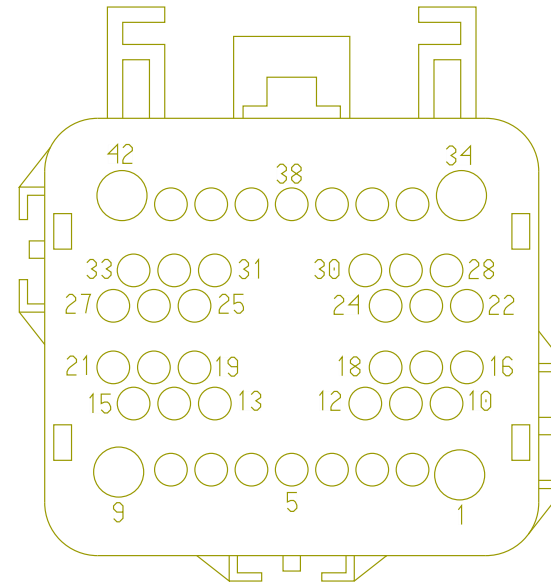
Name	Terminal Part Number	V-Min	Name	Wire Part Number	Wire CSA	Wire Spec	Wire Material description	Wire Color Description	Wire Length	End2 Terminal Part Number	End2 Pin Name	End2 Connector
21	-	-	GZ92#103	3510329 R1	0.79	18.0	Thin Wall XLPE Primary Cable	TAN	1960.0	-	55	A01_170 3F
25	-	-	VA92#117	3510329 R1	0.79	18.0	Thin Wall XLPE Primary Cable	TAN	1960.0	-	43	A01_170 3F

Connector Name A01_1702:1
 Part Number 3595625C1
 Instances B6.7 - Transmission Shifter (Push Button Shifter - Allison 3K/4K):Diagram1-LCM-0009B
 B6.7 - Transmission Shifter (Push Button Shifter - Allison 3K/4K):Diagram2-LCM-0009
 Mates K24_1702:1



Name	Terminal Part Number	V-Min	Name	Wire Part Number	Wire CSA	Wire Spec	Wire Material description	Wire Color Description	Wire Length	End2 Terminal Part Number	End2 Pin Name	End2 Connector
19	-	-	UB92#134	3510329 R1	0.79	18.0	Thin Wall XLPE Primary Cable	TAN	1960.0	-	21	A01_170 3F

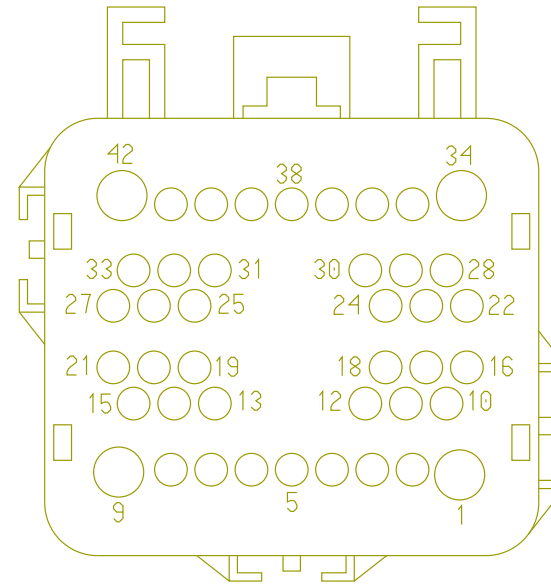
Connector Name A01_1702
 Part Number 3595621C1
 Instances B6.7 - Air Filter Flow Restriction Monitoring (LED Indicator):Diagram2
 B6.7 - Heating Ventilation & Air Conditioning (HVAC) (Auto Control head W/PT Transducer N/Low Pressure SW):Diagram1_HVAC
 B6.7 - Heating Ventilation & Air Conditioning (HVAC) (Manual W/PT Transducer N/Low Pressure SW):Diagram1 - HVAC
 Mates K24_1702



Name	Terminal Part Number	V-Min	Name	Wire Part Number	Wire CSA	Wire Spec	Wire Material description	Wire Color Description	Wire Length	End2 Terminal Part Number	End2 Pin Name	End2 Connector
2	-	-	TL9E	-	0.0	18.0	-	GREY	0.0	-	35	A01_170 3F
2	-	-	TC9E	3510311 R1	0.79	18.0	Thin Wall XLPE Primary Cable	GREY	1635.0	-	X	-
2	-	-	TL9E	-	0.0	18.0	-	GREY	0.0	-	35	A31_170 3F
3	-	-	SA6DBJ	3510310 R1	0.53	20.0	Thin Wall XLPE Primary Cable	GREY	1960.0	-	19	A01_170 3F
3	-	-	SA6DBJ	3510310 R1	0.53	20.0	Thin Wall XLPE Primary Cable	GREY	1960.0	-	19	A31_170 3F

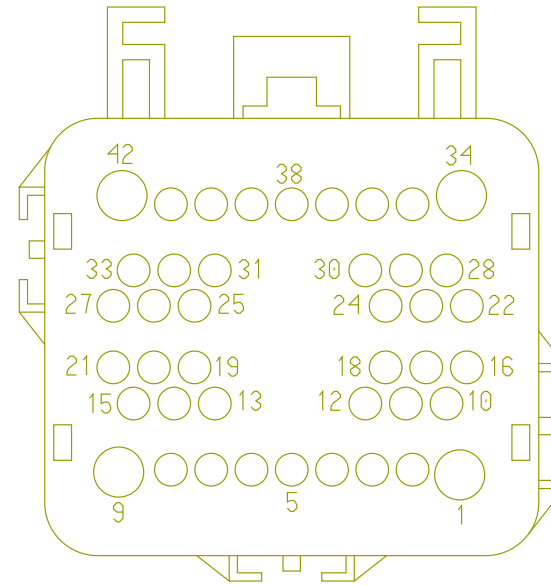
Name	Terminal Part Number	V-Min	Name	Wire Part Number	Wire CSA	Wire Spec	Wire Material description	Wire Color Description	Wire Length	End2 Terminal Part Number	End2 Pin Name	End2 Connector
4	-	-	SA77BJ	3510298 R1	0.53	20.0	Thin Wall XLPE Primary Cable	LIGHT GREEN	1960.0	-	20	A01_170 3F
4	-	-	SA77BJ	3510298 R1	0.53	20.0	Thin Wall XLPE Primary Cable	LIGHT GREEN	1960.0	-	20	A31_170 3F
5	-	-	FR10ARB -G	-	0.0	18.0	-	WHITE	0.0	-	40	A01_170 3F
10	-	-	SA77J	2643678 R1	1.16	16.0	Std. Wall XLPE Primary Cable	LIGHT GREEN	1960.0	-	65	A01_170 3F
10	-	-	SA77J	2643678 R1	1.16	16.0	Std. Wall XLPE Primary Cable	LIGHT GREEN	1960.0	-	65	A31_170 3F
18	-	-	ST77BB	-	0.0	18.0	-	LIGHT GREEN	0.0	-	17	A01_170 3F
18	-	-	ST77BB	-	0.0	18.0	-	LIGHT GREEN	0.0	-	17	A31_170 3F
42	-	-	FR13ARB	-	0.0	18.0	-	PINK	0.0	-	18	A01_170 3F

Connector Name A01_1702
 Part Number 3595621C1
 Instances B6.7 - Auto Neutral (Allison W/ Multiplex Switch & Confirmation Telltale):Diagram1
 Mates K24_1702



Name	Terminal Part Number	V-Min	Name	Wire Part Number	Wire CSA	Wire Spec	Wire Material description	Wire Color Description	Wire Length	End2 Terminal Part Number	End2 Pin Name	End2 Connector
21	-	-	GZ92#103	3510329 R1	0.79	18.0	Thin Wall XLPE Primary Cable	TAN	1960.0	-	55	A01_170 3F
25	-	-	VA92#117	3510329 R1	0.79	18.0	Thin Wall XLPE Primary Cable	TAN	1960.0	-	43	A01_170 3F

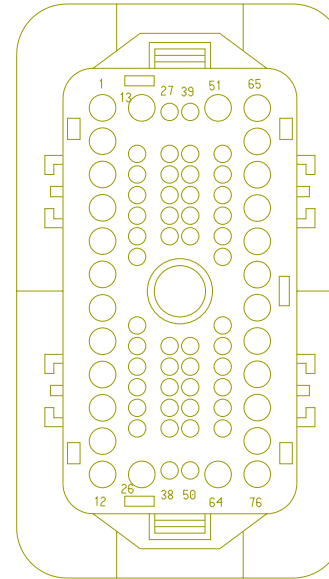
Connector Name A01_1702
 Part Number 3595621C1
 Instances L9 - Air Filter Flow Restriction Monitoring (LED Indicator):Diagram1
 L9 - Heating Ventilation & Air Conditioning (HVAC) (Auto Control head W/PT Transducer N/Low Pressure SW):Diagram1_HVAC
 L9 - Heating Ventilation & Air Conditioning (HVAC) (Manual W/PT Transducer N/Low Pressure SW):Diagram1 - HVAC
 L9 - Transmission Shifter (Push Button Shifter - Allison 3K/4K):Diagram3-LCM-0009B
 L9 - Transmission Shifter (Push Button Shifter - Allison 3K/4K):Diagram4-LCM-0009
 Mates K25_1702



Name	Terminal Part Number	V-Min	Name	Wire Part Number	Wire CSA	Wire Spec	Wire Material description	Wire Color Description	Wire Length	End2 Terminal Part Number	End2 Pin Name	End2 Connector
2	-	-	TL9E	-	0.0	18.0	-	GREY	0.0	-	35	A01_170 3F
2	-	-	TC9E	3510311 R1	0.79	18.0	Thin Wall XLPE Primary Cable	GREY	1635.0	-	X	-
2	-	-	TL9E	-	0.0	18.0	-	GREY	0.0	-	35	A31_170 3F
3	-	-	SA6DBJ	3510310 R1	0.53	20.0	Thin Wall XLPE Primary Cable	GREY	1960.0	-	19	A01_170 3F
3	-	-	SA6DBJ	3510310 R1	0.53	20.0	Thin Wall XLPE Primary Cable	GREY	1960.0	-	19	A31_170 3F

Name	Terminal Part Number	V-Min	Name	Wire Part Number	Wire CSA	Wire Spec	Wire Material description	Wire Color Description	Wire Length	End2 Terminal Part Number	End2 Pin Name	End2 Connector
4	-	-	SA77BJ	3510298 R1	0.53	20.0	Thin Wall XLPE Primary Cable	LIGHT GREEN	1960.0	-	20	A01_170 3F
4	-	-	SA77BJ	3510298 R1	0.53	20.0	Thin Wall XLPE Primary Cable	LIGHT GREEN	1960.0	-	20	A31_170 3F
5	-	-	FR10ARB -G	-	0.0	18.0	-	WHITE	0.0	-	40	A01_170 3F
10	-	-	SA77J	2643678 R1	1.16	16.0	Std. Wall XLPE Primary Cable	LIGHT GREEN	1960.0	-	65	A01_170 3F
10	-	-	SA77J	2643678 R1	1.16	16.0	Std. Wall XLPE Primary Cable	LIGHT GREEN	1960.0	-	65	A31_170 3F
18	-	-	ST77BB	-	0.0	18.0	-	LIGHT GREEN	0.0	-	17	A01_170 3F
18	-	-	ST77BB	-	0.0	18.0	-	LIGHT GREEN	0.0	-	17	A31_170 3F
19	-	-	UB92#134	3510329 R1	0.79	18.0	Thin Wall XLPE Primary Cable	TAN	1960.0	-	21	A01_170 3F
42	-	-	FR13ARB	-	0.0	18.0	-	PINK	0.0	-	18	A01_170 3F

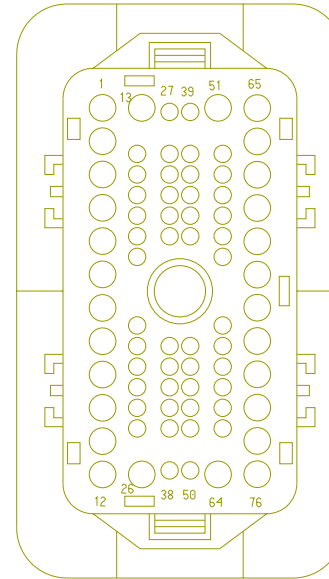
Connector Name A01_1703F
 Part Number 3595624C1
 Instances B6.7 - Air Filter Flow Restriction Monitoring (LED Indicator):Diagram2
 B6.7 - Auto Neutral (Allison W/ Multiplex Switch & Confirmation Telltale):Diagram1
 B6.7 - Heating Ventilation & Air Conditioning (HVAC) (Manual W/ PT Transducer N/Low Pressure SW):Diagram1 - HVAC
 L9 - Air Filter Flow Restriction Monitoring (LED Indicator):Diagram1
 L9 - Auto Neutral (Allison W/ Multiplex Switch & Confirmation Telltale):Diagram1
 L9 - Heating Ventilation & Air Conditioning (HVAC) (Manual W/ PT Transducer N/Low Pressure SW):Diagram1 - HVAC
 Mates A01_1703M



Name	Terminal Part Number	V-Min	Name	Wire Part Number	Wire CSA	Wire Spec	Wire Material description	Wire Color Description	Wire Length	End2 Terminal Part Number	End2 Pin Name	End2 Connector
17	-	-	ST77BB	-	0.0	18.0	-	LIGHT GREEN	0.0	-	18	A01_1702
18	-	-	FR13ARB	-	0.0	18.0	-	PINK	0.0	-	42	A01_1702
19	-	-	SA6DBJ	3510310 R1	0.53	20.0	Thin Wall XLPE Primary Cable	GREY	1960.0	-	3	A01_1702
20	-	-	SA77BJ	3510298 R1	0.53	20.0	Thin Wall XLPE Primary Cable	LIGHT GREEN	1960.0	-	4	A01_1702
35	-	-	TL9E	-	0.0	18.0	-	GREY	0.0	-	2	A01_1702
35	-	-	TC9AAJ	3510311 R1	0.79	18.0	Thin Wall XLPE Primary Cable	GREY	325.0	-	X	-
40	-	-	FR10ARB-G	-	0.0	18.0	-	WHITE	0.0	-	5	A01_1702

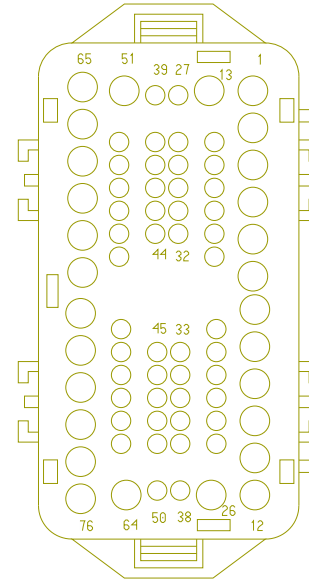
Name	Terminal Part Number	V-Min	Name	Wire Part Number	Wire CSA	Wire Spec	Wire Material description	Wire Color Description	Wire Length	End2 Terminal Part Number	End2 Pin Name	End2 Connect or
43	-	-	VA92#117	3510329 R1	0.79	18.0	Thin Wall XLPE Primary Cable	TAN	1960.0	-	25	A01_170 2:1
43	-	-	VA92#117	3510329 R1	0.79	18.0	Thin Wall XLPE Primary Cable	TAN	1960.0	-	25	A01_1702
55	-	-	GZ92#103	3510329 R1	0.79	18.0	Thin Wall XLPE Primary Cable	TAN	1960.0	-	21	A01_170 2:1
55	-	-	GZ92#103	3510329 R1	0.79	18.0	Thin Wall XLPE Primary Cable	TAN	1960.0	-	21	A01_1702
65	-	-	SA77J	2643678 R1	1.16	16.0	Std. Wall XLPE Primary Cable	LIGHT GREEN	1960.0	-	10	A01_1702

Connector Name A01_1703F
 Part Number 3595624C1
 Instances B6.7 - Transmission Shifter (Push Button Shifter - Allison 3K/4K):Diagram1-LCM-0009B
 B6.7 - Transmission Shifter (Push Button Shifter - Allison 3K/4K):Diagram2-LCM-0009
 L9 - Transmission Shifter (Push Button Shifter - Allison 3K/4K):Diagram3-LCM-0009B
 L9 - Transmission Shifter (Push Button Shifter - Allison 3K/4K):Diagram4-LCM-0009
 Mates A01_1703M



Name	Terminal Part Number	V-Min	Name	Wire Part Number	Wire CSA	Wire Spec	Wire Material description	Wire Color Description	Wire Length	End2 Terminal Part Number	End2 Pin Name	End2 Connector
21	-	-	UB92#134	3510329 R1	0.79	18.0	Thin Wall XLPE Primary Cable	TAN	1960.0	-	19	A01_1702:1
21	-	-	UB92#134	3510329 R1	0.79	18.0	Thin Wall XLPE Primary Cable	TAN	1960.0	-	19	A01_1702

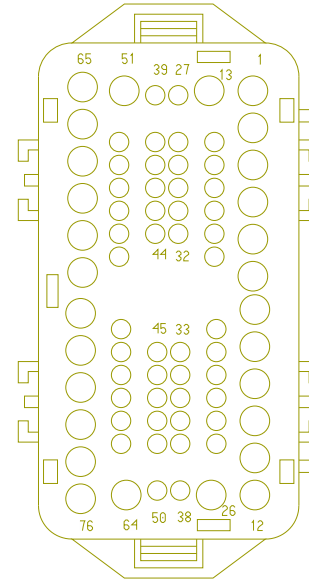
Connector Name A01_1703M
 Part Number 3595625C1
 Instances
 B6.7 - Air Filter Flow Restriction Monitoring (LED Indicator):Diagram2
 B6.7 - Auto Neutral (Allison W/ Multiplex Switch & Confirmation Telltale):Diagram1
 B6.7 - Heating Ventilation & Air Conditioning (HVAC) (Manual W/ PT Transducer N/Low Pressure SW):Diagram1 - HVAC
 L9 - Air Filter Flow Restriction Monitoring (LED Indicator):Diagram1
 L9 - Auto Neutral (Allison W/ Multiplex Switch & Confirmation Telltale):Diagram1
 L9 - Heating Ventilation & Air Conditioning (HVAC) (Manual W/ PT Transducer N/Low Pressure SW):Diagram1 - HVAC
 Mates A01_1703F



Name	Terminal Part Number	V-Min	Name	Wire Part Number	Wire CSA	Wire Spec	Wire Material description	Wire Color Description	Wire Length	End2 Terminal Part Number	End2 Pin Name	End2 Connector
17	-	-	ST77BA	-	0.0	18.0	-	LIGHT GREEN	0.0	-	A12	J7-1607
17	-	-	TB74	3510299 R1	0.79	18.0	Thin Wall XLPE Primary Cable	LIGHT GREEN	3205.0	-	B5	J3-1600
18	-	-	FR13ARA	-	0.0	18.0	-	PINK	0.0	-	-	-
19	-	-	SA6DB	3510310 R1	0.53	20.0	Thin Wall XLPE Primary Cable	GREY	3225.0	-	E6	J5-1602
20	-	-	SA77B	3510310 R1	0.53	20.0	Thin Wall XLPE Primary Cable	GREY	3205.0	-	B12	J3-1600

Name	Terminal Part Number	V-Min	Name	Wire Part Number	Wire CSA	Wire Spec	Wire Material description	Wire Color Description	Wire Length	End2 Terminal Part Number	End2 Pin Name	End2 Connector
35	-	-	KA9AA	3510311 R1	0.79	18.0	Thin Wall XLPE Primary Cable	GREY	1915.0	-	X	-
40	-	-	FR10ARA-G	-	0.0	18.0	-	WHITE	0.0	-	-	-
43	-	-	VA92#11 7C	3510329 R1	0.79	18.0	Thin Wall XLPE Primary Cable	TAN	3410.0	-	R3-87	A01_1011
55	-	-	GZ92#10 3C	3510329 R1	0.79	18.0	Thin Wall XLPE Primary Cable	TAN	2355.0	-	X	-
55	-	-	GX92#10 3B	3510329 R1	0.79	18.0	Thin Wall XLPE Primary Cable	TAN	3410.0	-	R3-30	A01_1011
65	-	-	SA77	2643678 R1	1.16	16.0	Std. Wall XLPE Primary Cable	LIGHT GREEN	2865.0	-	C	J1-1603

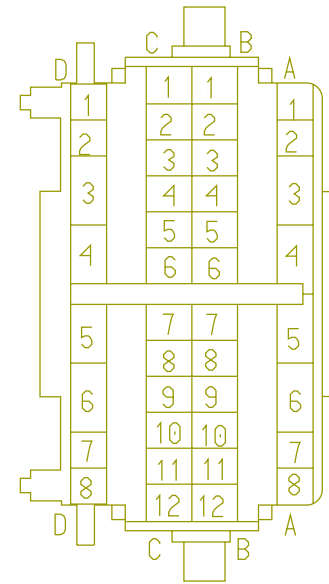
Connector Name A01_1703M
 Part Number 3595625C1
 Instances
 B6.7 - Transmission Shifter (Push Button Shifter - Allison 3K/4K):Diagram1-LCM-0009B
 B6.7 - Transmission Shifter (Push Button Shifter - Allison 3K/4K):Diagram2-LCM-0009
 L9 - Transmission Shifter (Push Button Shifter - Allison 3K/4K):Diagram3-LCM-0009B
 L9 - Transmission Shifter (Push Button Shifter - Allison 3K/4K):Diagram4-LCM-0009
 Mates A01_1703F



Name	Terminal Part Number	V-Min	Name	Wire Part Number	Wire CSA	Wire Spec	Wire Material description	Wire Color Description	Wire Length	End2 Terminal Part Number	End2 Pin Name	End2 Connector
21	-	-	UL92#13 4A	-	0.0	18.0	-	TAN	0.0	-	11	A01_1852

Connector Name A01_1800
Part Number 3553649C1
Instances

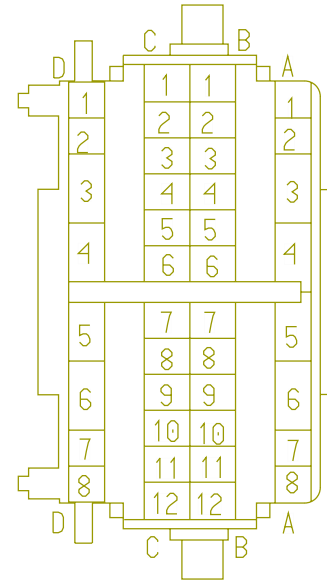
- B6.7 - City Horn W/4PIN CLK:Diagram1
- B6.7 - City Horn W/4PIN CLK:Diagram2-20" Frame
- B6.7 - City Horn W/10PIN CLK:Diagram1
- B6.7 - City Horn W/10PIN CLK:Diagram2-W/SNOW PLOW
- B6.7/L9 - Directional Signals (Turn) (HALOGEN) W/ Plow Lights W/O Fender Lights:Diagram1
- B6.7/L9 - Directional Signals (Turn) (HALOGEN) W/ Plow Lights W/O Fender Lights:Diagram2-20" Frame
- B6.7/L9 - Directional Signals (Turn) (HALOGEN) W/O Plow Lights W/O Fender Lights:Diagram1
- B6.7/L9 - Directional Signals (Turn) (HALOGEN) W/O Plow Lights W/O Fender Lights:Diagram2- 20" Frame
- B6.7/L9 - Directional Signals (Turn) (LED CAN) W/ Plow Lights W/O Fender Lights:Diagram1
- B6.7/L9 - Directional Signals (Turn) (LED CAN) W/ Plow Lights W/O Fender Lights:Diagram2- 20" Frame
- B6.7/L9 - Directional Signals (Turn) (LED CAN) W/O Plow Lights W/O Fender Lights:Diagram1
- B6.7/L9 - Directional Signals (Turn) (LED CAN) W/O Plow Lights W/O Fender Lights:Diagram2- 20" Frame
- B6.7/L9 - Headlights (Halogen) W/ Plow Lights:Diagram1-LCM-0009-W/LOAD SHED
- B6.7/L9 - Headlights (Halogen) W/ Plow Lights:Diagram2-LCM-0009B-N/LOAD SHED
- B6.7/L9 - Headlights (Halogen) W/O Plow Lights:Diagram1-LCM-0009-W/LOAD SHED
- B6.7/L9 - Headlights (Halogen) W/O Plow Lights:Diagram2-LCM-0009B-N/LOAD SHED
- B6.7/L9 - Headlights (Halogen) W/O Plow Lights:Diagram3-20" FRAME-LCM-0009-W/LOAD SHED
- B6.7/L9 - Headlights (Halogen) W/O Plow Lights:Diagram4-20" FRAME-LCM-0009B-N/LOAD SHED
- B6.7/L9 - Windshield Washer Pump W/O Low Fluid Sensor:Diagram1
- L9 - City Horn W/4PIN CLK:Diagram1
- L9 - City Horn W/4PIN CLK:Diagram2-20" Frame
- L9 - City Horn W/10PIN CLK:Diagram1
- L9 - City Horn W/10PIN CLK:Diagram2-W/SNOW PLOW



Mates B01_1800F

Name	Terminal Part Number	V-Min	Name	Wire Part Number	Wire CSA	Wire Spec	Wire Material description	Wire Color Description	Wire Length	End2 Terminal Part Number	End2 Pin Name	End2 Connect or
A1	-	-	AA56B	3510316 R1	0.53	20.0	Thin Wall XLPE Primary Cable	ORANGE	1365.0	-	A7	J3-1600
A2	-	-	AA57D	-	0.0	20.0	-	ORANGE	0.0	-	A6	J3-1600
A3	-	-	AE87-GA	3510359 R1	0.79	18.0	Thin Wall XLPE Primary Cable	WHITE	445.0	-	X	-
A4	-	-	KA9C	3510311 R1	0.79	18.0	Thin Wall XLPE Primary Cable	GREY	355.0	-	X	-
A5	-	-	HJ87A	3510311 R1	0.79	18.0	Thin Wall XLPE Primary Cable	GREY	505.0	-	X	-
A7	-	-	AA52D	2643768 R1	0.53	20.0	Std. Wall XLPE Primary Cable	YELLOW 2	1365.0	-	A4	J3-1600
A8	-	-	AA102A	3510334 R1	0.53	20.0	Thin Wall XLPE Primary Cable	YELLOW 2	1365.0	-	-	-
B10	-	-	AA85A	3510310 R1	0.53	20.0	Thin Wall XLPE Primary Cable	GREY	1365.0	-	A5	J3-1600


Connector Name A01_1800
 Part Number 3553649C1
 Instances
 B6.7/L9 - Headlights (LED CAN) W/ Plow Lights:Diagram1-
 LCM-0009-W/LOAD SHED
 B6.7/L9 - Headlights (LED CAN) W/ Plow Lights:Diagram2-
 LCM-0009B-N/LOAD SHED
 B6.7/L9 - Headlights (LED CAN) W/ Plow Lights:Diagram3-20"
 FRAME-LCM-0009-W/LOAD SHED
 B6.7/L9 - Headlights (LED CAN) W/ Plow Lights:Diagram4-20"
 FRAME-LCM-0009B-N/LOAD SHED
 B6.7/L9 - Headlights (LED CAN) W/O Plow Lights:Diagram1-
 LCM-0009-W/LOAD SHED
 B6.7/L9 - Headlights (LED CAN) W/O Plow Lights:Diagram2-
 LCM-0009B-N/LOAD SHED
 B6.7/L9 - Headlights (LED CAN) W/O Plow Lights:Diagram3-20"
 FRAME-LCM-0009-W/LOAD SHED
 B6.7/L9 - Headlights (LED CAN) W/O Plow Lights:Diagram4-20"
 FRAME-LCM-0009B-N/LOAD SHED



Mates B01_1800F

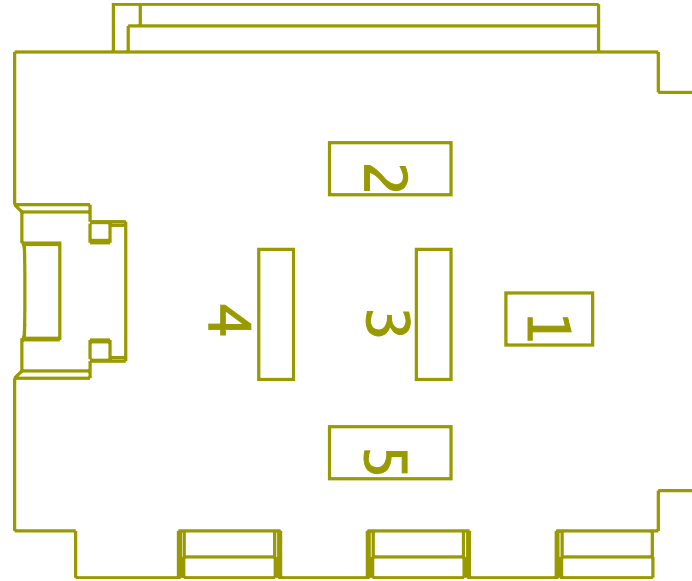
Name	Terminal Part Number	V-Min	Name	Wire Part Number	Wire CSA	Wire Spec	Wire Material description	Wire Color Description	Wire Length	End2 Terminal Part Number	End2 Pin Name	End2 Connector
A4	-	-	KA9C	3510311 R1	0.79	18.0	Thin Wall XLPE Primary Cable	GREY	355.0	-	X	-
A7	-	-	AA52D	2643768 R1	0.53	20.0	Std. Wall XLPE Primary Cable	YELLOW 2	1365.0	-	A4	J3-1600
A8	-	-	AA102A	3510334 R1	0.53	20.0	Thin Wall XLPE Primary Cable	YELLOW 2	1365.0	-	A14	J3-1600
A8	-	-	AA102A	3510334 R1	0.53	20.0	Thin Wall XLPE Primary Cable	YELLOW 2	1365.0	-	A8	B01_1800F

Connector Name A01_1852
 Part Number 3605446C91
 Instances B6.7 - Transmission Shifter (Push Button Shifter - Allison 3K/4K):Diagram1-LCM-0009B
 B6.7 - Transmission Shifter (Push Button Shifter - Allison 3K/4K):Diagram2-LCM-0009
 L9 - Transmission Shifter (Push Button Shifter - Allison 3K/4K):Diagram3-LCM-0009B
 L9 - Transmission Shifter (Push Button Shifter - Allison 3K/4K):Diagram4-LCM-0009
 Mates DEV-PUSH_BUTTON_SHIFTER-02



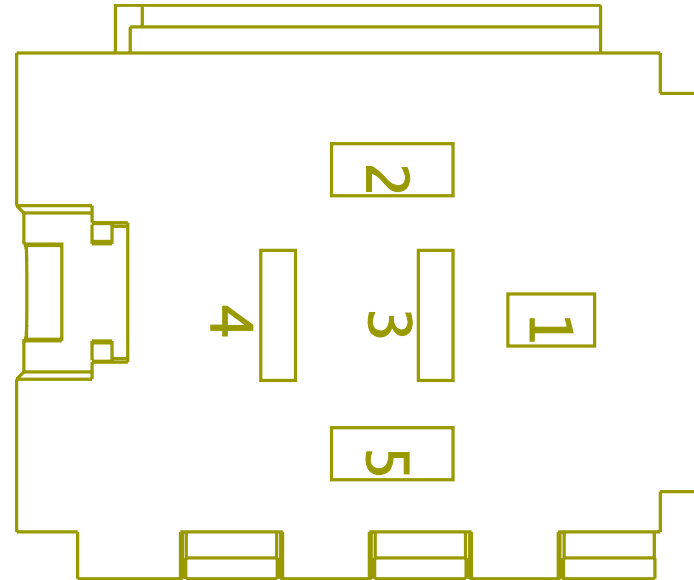
Name	Terminal Part Number	V-Min	Name	Wire Part Number	Wire CSA	Wire Spec	Wire Material description	Wire Color Description	Wire Length	End2 Terminal Part Number	End2 Pin Name	End2 Connector
3	-	-	UL62Z	-	0.0	18.0	-	DARK BLUE	0.0	-	-	-
5	-	-	UL92-GAH	3510359 R1	0.79	18.0	Thin Wall XLPE Primary Cable	WHITE	715.0	-	-	-
8	-	-	-	-	-	-	-	-	-	-	-	-
11	-	-	UL92#13 4A	-	0.0	18.0	-	TAN	0.0	-	21	A01_170 3M
12	-	-	UL92#163	3510329 R1	0.79	18.0	Thin Wall XLPE Primary Cable	TAN	2435.0	-	-	-
13	-	-	UL92BT	3510329 R1	0.79	18.0	Thin Wall XLPE Primary Cable	TAN	2195.0	-	-	-
15	-	-	-	-	-	-	-	-	-	-	-	-

Connector Name A01_1873B
 Part Number 593385C1
 Instances B6.7/L9 - Auxiliary Power (40A) HSD 1:Diagram1
 Mates RLY-AUXILIARY_SWITCH-01



Name	Terminal Part Number	V-Min	Name	Wire Part Number	Wire CSA	Wire Spec	Wire Material description	Wire Color Description	Wire Length	End2 Terminal Part Number	End2 Pin Name	End2 Connector
1	-	-	HU103C	2643776 R1	4.81	10.0	Std. Wall XLPE Primary Cable	LIGHT GREEN	1280.0	-	12	A01_1700
2	-	-	HU103BA	2643678 R1	1.16	16.0	Std. Wall XLPE Primary Cable	LIGHT GREEN	1375.0	-	-	-
3	-	-	HU103AA	3510299 R1	0.79	18.0	Thin Wall XLPE Primary Cable	LIGHT GREEN	1395.0	-	E14	J4-1601
4	-	-	HU103D	3510302 R1	3.01	12.0	Thin Wall XLPE Primary Cable	LIGHT GREEN	1280.0	-	13	A01_1700

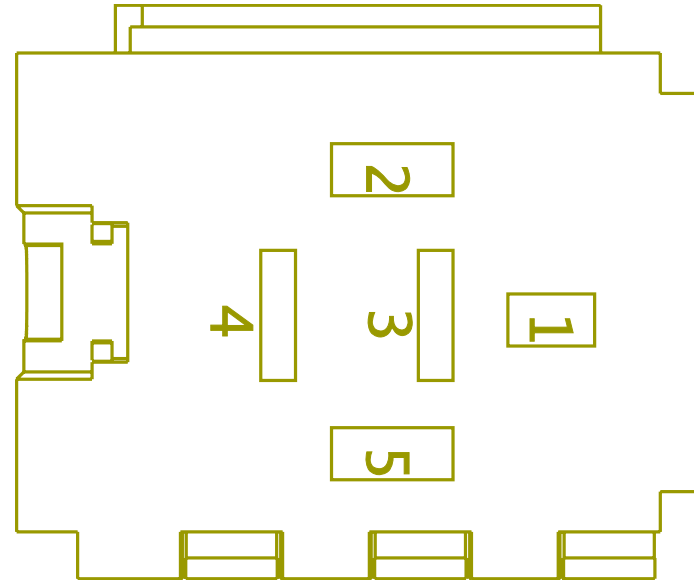
Connector Name A01_1873D
 Part Number 593385C1
 Instances B6.7/L9 - Headlights (Halogen) W/ Plow Lights:Diagram1-
 LCM-0009-W/LOAD SHED
 B6.7/L9 - Headlights (Halogen) W/ Plow Lights:Diagram2-
 LCM-0009B-N/LOAD SHED
 Mates RLY-LH_HIGH_BEAM-01



Name	Terminal Part Number	V-Min	Name	Wire Part Number	Wire CSA	Wire Spec	Wire Material description	Wire Color Description	Wire Length	End2 Terminal Part Number	End2 Pin Name	End2 Connector
1	-	-	YG52A	3510337 R1	1.91	14.0	Thin Wall XLPE Primary Cable	YELLOW 2	1440.0	-	H	J1-1603
2	-	-	YG96-GD	3510335 R1	0.79	18.0	Thin Wall XLPE Primary Cable	YELLOW 2	645.0	-	X	-
3	-	-	YG96E	3510335 R1	0.79	18.0	Thin Wall XLPE Primary Cable	YELLOW 2	225.0	-	X	-
4	-	-	YG52AC	3510337 R1	1.91	14.0	Thin Wall XLPE Primary Cable	YELLOW 2	1350.0	-	10	A01_1700

Name	Terminal Part Number	V-Min	Name	Wire Part Number	Wire CSA	Wire Spec	Wire Material description	Wire Color Description	Wire Length	End2 Terminal Part Number	End2 Pin Name	End2 Connector
5	-	-	YG52AA	3510337 R1	1.91	14.0	Thin Wall XLPE Primary Cable	YELLOW 2	1350.0	-	1	A01_1700

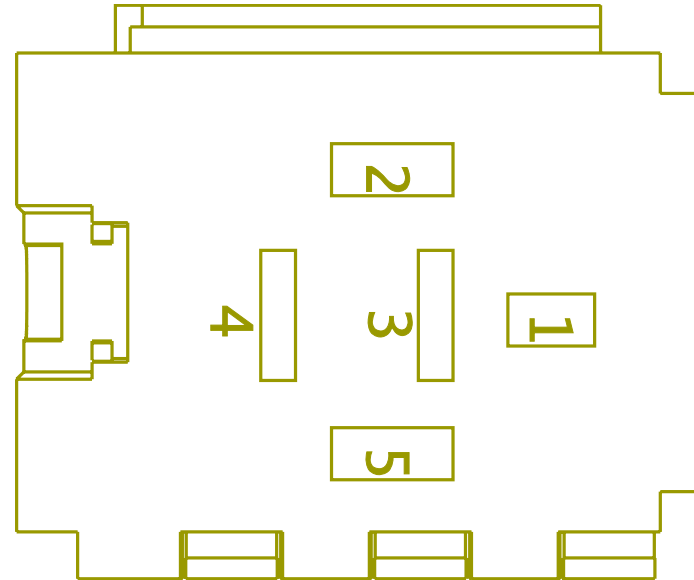
Connector Name A01_1873E
 Part Number 593385C1
 Instances B6.7/L9 - Headlights (Halogen) W/ Plow Lights:Diagram1-
 LCM-0009-W/LOAD SHED
 B6.7/L9 - Headlights (Halogen) W/ Plow Lights:Diagram2-
 LCM-0009B-N/LOAD SHED
 Mates RLY-RH_HIGH_BEAM-01



Name	Terminal Part Number	V-Min	Name	Wire Part Number	Wire CSA	Wire Spec	Wire Material description	Wire Color Description	Wire Length	End2 Terminal Part Number	End2 Pin Name	End2 Connector
1	-	-	YG52B	3510337 R1	1.91	14.0	Thin Wall XLPE Primary Cable	YELLOW 2	1480.0	-	L	J1-1603
2	-	-	YG96-GC	3510335 R1	0.79	18.0	Thin Wall XLPE Primary Cable	YELLOW 2	685.0	-	X	-
3	-	-	YG96D	3510335 R1	0.79	18.0	Thin Wall XLPE Primary Cable	YELLOW 2	265.0	-	X	-
4	-	-	YG52BC	3510337 R1	1.91	14.0	Thin Wall XLPE Primary Cable	YELLOW 2	1390.0	-	11	A01_1700

Name	Terminal Part Number	V-Min	Name	Wire Part Number	Wire CSA	Wire Spec	Wire Material description	Wire Color Description	Wire Length	End2 Terminal Part Number	End2 Pin Name	End2 Connector
5	-	-	YG52BA	3510337 R1	1.91	14.0	Thin Wall XLPE Primary Cable	YELLOW 2	1390.0	-	3	A01_1700

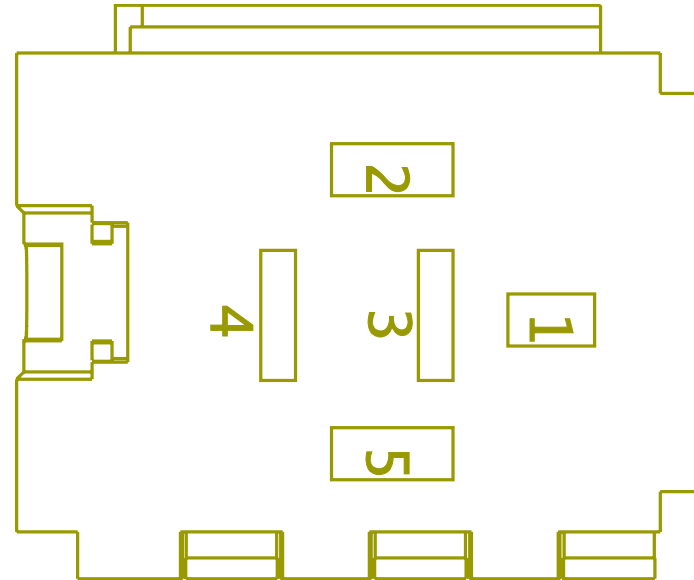
Connector Name A01_1873F
 Part Number 593385C1
 Instances B6.7/L9 - Headlights (Halogen) W/ Plow Lights:Diagram1-
 LCM-0009-W/LOAD SHED
 B6.7/L9 - Headlights (Halogen) W/ Plow Lights:Diagram2-
 LCM-0009B-N/LOAD SHED



Name	Terminal Part Number	V-Min	Name	Wire Part Number	Wire CSA	Wire Spec	Wire Material description	Wire Color Description	Wire Length	End2 Terminal Part Number	End2 Pin Name	End2 Connector
1	-	-	YG96A	3510335 R1	0.79	18.0	Thin Wall XLPE Primary Cable	YELLOW 2	1575.0	-	X	-
2	-	-	YG96-GB	3510335 R1	0.79	18.0	Thin Wall XLPE Primary Cable	YELLOW 2	725.0	-	X	-
3	-	-	YG96C	3510335 R1	0.79	18.0	Thin Wall XLPE Primary Cable	YELLOW 2	305.0	-	X	-
4	-	-	YG53AC	3510337 R1	1.91	14.0	Thin Wall XLPE Primary Cable	YELLOW 2	1430.0	-	8	A01_1700

Name	Terminal Part Number	V-Min	Name	Wire Part Number	Wire CSA	Wire Spec	Wire Material description	Wire Color Description	Wire Length	End2 Terminal Part Number	End2 Pin Name	End2 Connector
5	-	-	YG53AA	3510337 R1	1.91	14.0	Thin Wall XLPE Primary Cable	YELLOW 2	1430.0	-	2	A01_1700

Connector Name A01_1873G
 Part Number 593385C1
 Instances B6.7/L9 - Headlights (Halogen) W/ Plow Lights:Diagram1-
 LCM-0009-W/LOAD SHED
 B6.7/L9 - Headlights (Halogen) W/ Plow Lights:Diagram2-
 LCM-0009B-N/LOAD SHED
 Mates RLY-RH_LOW_BEAM-01



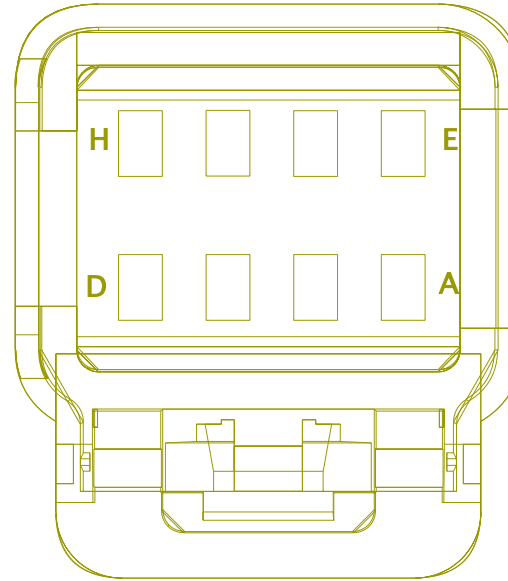
Name	Terminal Part Number	V-Min	Name	Wire Part Number	Wire CSA	Wire Spec	Wire Material description	Wire Color Description	Wire Length	End2 Terminal Part Number	End2 Pin Name	End2 Connector
1	-	-	YG53B	3510337 R1	1.91	14.0	Thin Wall XLPE Primary Cable	YELLOW 2	1595.0	-	H	J2-1604
2	-	-	YG96-GA	3510335 R1	0.79	18.0	Thin Wall XLPE Primary Cable	YELLOW 2	765.0	-	X	-
3	-	-	YG96B	3510335 R1	0.79	18.0	Thin Wall XLPE Primary Cable	YELLOW 2	345.0	-	X	-
4	-	-	YG53BC	3510337 R1	1.91	14.0	Thin Wall XLPE Primary Cable	YELLOW 2	1470.0	-	9	A01_1700

Name	Terminal Part Number	V-Min	Name	Wire Part Number	Wire CSA	Wire Spec	Wire Material description	Wire Color Description	Wire Length	End2 Terminal Part Number	End2 Pin Name	End2 Connector
5	-	-	YG53BA	3510337 R1	1.91	14.0	Thin Wall XLPE Primary Cable	YELLOW 2	1470.0	-	4	A01_1700

Connector Name A01_1940
Part Number BLUNT_SL_VC
Instances L9 - I/O Expansion:Diagram1
Mates BLNT-IO_EXPANDER-5083-01-0 1A

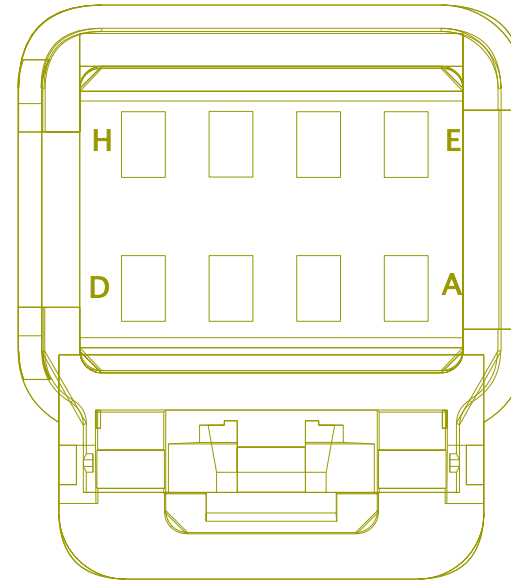
Name	Terminal Part Number	V-Min	Name	Wire Part Number	Wire CSA	Wire Spec	Wire Material description	Wire Color Description	Wire Length	End2 Terminal Part Number	End2 Pin Name	End2 Connector
A	-	-	VU103A	3510299 R1	0.79	18.0	Thin Wall XLPE Primary Cable	LIGHT GREEN	1125.0	-	F14	J5-1602
B	-	-	VU103B	3510299 R1	0.79	18.0	Thin Wall XLPE Primary Cable	LIGHT GREEN	1125.0	-	F12	J5-1602
C	-	-	VU103C	3510299 R1	0.79	18.0	Thin Wall XLPE Primary Cable	LIGHT GREEN	790.0	-	E2	J4-1601
D	-	-	VU103D	3510299 R1	0.79	18.0	Thin Wall XLPE Primary Cable	LIGHT GREEN	790.0	-	E1	J4-1601
E	-	-	VU9ZF	3510311 R1	0.79	18.0	Thin Wall XLPE Primary Cable	GREY	1035.0	-	-	-

Connector Name A01_250M
 Part Number 4064551C1
 Instances B6.7 - CAN Layout:Body Standard J1939 (250Kbps)
 Mates D49_250F



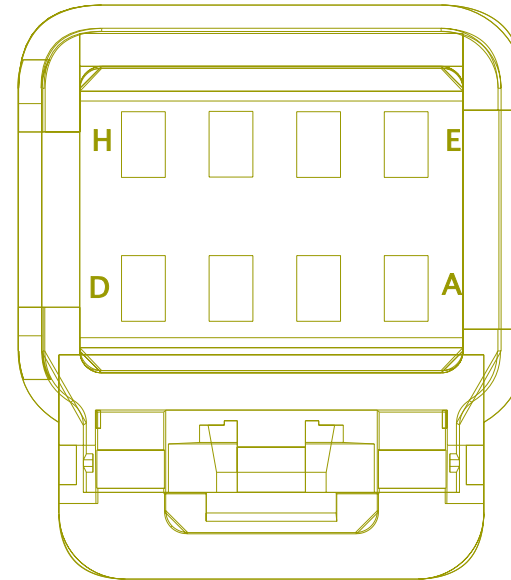
Name	Terminal Part Number	V-Min	Name	Wire Part Number	Wire CSA	Wire Spec	Wire Material description	Wire Color Description	Wire Length	End2 Terminal Part Number	End2 Pin Name	End2 Connector
A	-	-	WIRE728837	-	0.0	-	-	-	0.0	-	F	1025
B	-	-	WIRE728835	-	0.0	-	-	-	0.0	-	G	1025
E	-	-	WIRE728838	-	0.0	-	-	-	0.0	-	B	1935N
F	-	-	WIRE728836	-	0.0	-	-	-	0.0	-	A	1935N

Connector Name A01_250M
 Part Number 4064551C1
 Instances L9 - CAN Layout:Body Standard J1939 (250Kbps)
 Mates D49_250F



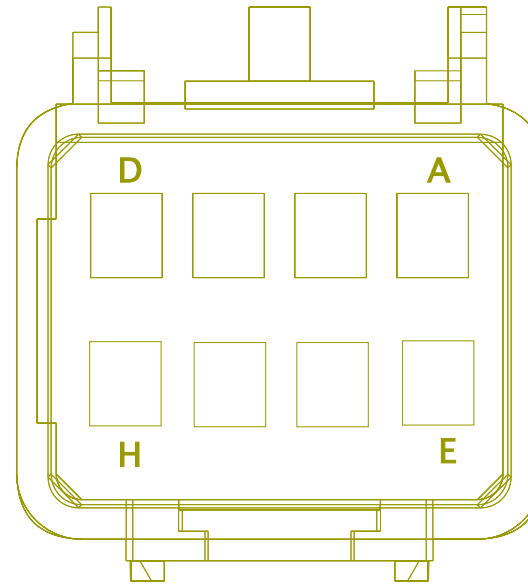
Name	Terminal Part Number	V-Min	Name	Wire Part Number	Wire CSA	Wire Spec	Wire Material description	Wire Color Description	Wire Length	End2 Terminal Part Number	End2 Pin Name	End2 Connector
A	-	-	WIRE728837	-	0.0	-	-	-	0.0	-	F	1025
B	-	-	WIRE728835	-	0.0	-	-	-	0.0	-	G	1025
E	-	-	WIRE728838	-	0.0	-	-	-	0.0	-	B	1935N
F	-	-	WIRE728836	-	0.0	-	-	-	0.0	-	A	1935N

Connector Name A01_250M
 Part Number 4064551C1
 Instances B6.7/L9 - Over The Air Electrical I/O (OnCommand Link / N2 Module):Diagram1
 Mates D49_250F



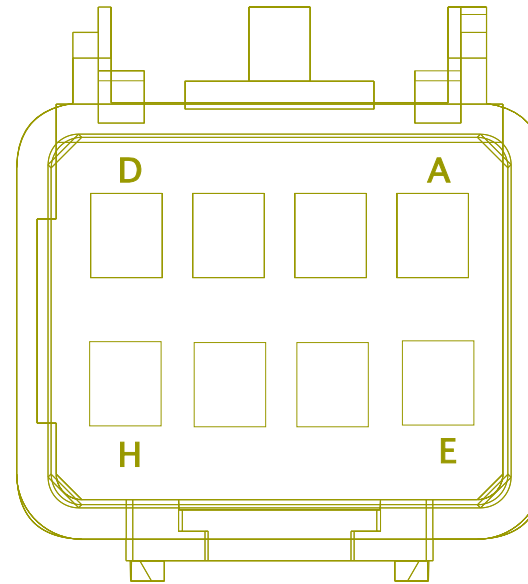
Name	Terminal Part Number	V-Min	Name	Wire Part Number	Wire CSA	Wire Spec	Wire Material description	Wire Color Description	Wire Length	End2 Terminal Part Number	End2 Pin Name	End2 Connector
C	-	-	EN14KBB	3510365 R1	0.79	18.0	Thin Wall XLPE Primary Cable	RED	2783.0	-	-	-

Connector Name A01_3000FA
 Part Number 4064552C1
 Instances B6.7/L9 - Mirror Lighting (Turns and Markers W/O Door Pods):Diagram1
 Mates E01_3000MA



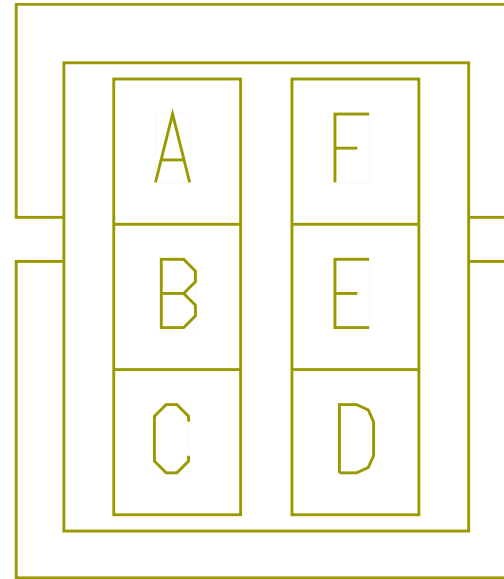
Name	Terminal Part Number	V-Min	Name	Wire Part Number	Wire CSA	Wire Spec	Wire Material description	Wire Color Description	Wire Length	End2 Terminal Part Number	End2 Pin Name	End2 Connector
G	-	-	AAF56D	-	0.0	18.0	-	ORANGE	0.0	-	X	-

Connector Name A01_3000FA
 Part Number 4064552C1
 Instances B6.7/L9 - Mirror Lighting (Turns and Markers W/ Door Pods):Diagram1
 Mates E01_3000MA



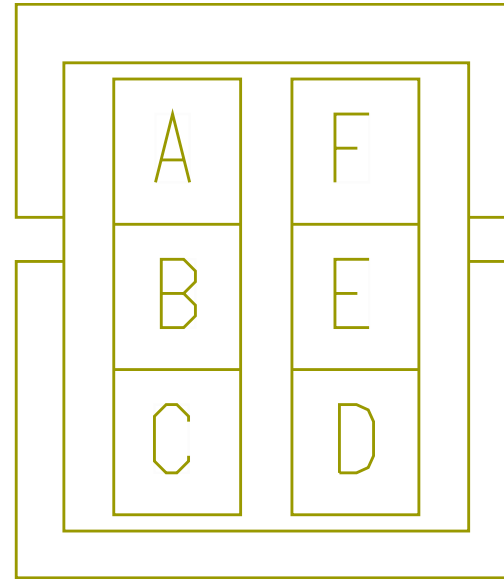
Name	Terminal Part Number	V-Min	Name	Wire Part Number	Wire CSA	Wire Spec	Wire Material description	Wire Color Description	Wire Length	End2 Terminal Part Number	End2 Pin Name	End2 Connector
G	-	-	AAF56D	-	0.0	18.0	-	ORANGE	0.0	-	X	-

Connector Name A01_3000F
 Part Number 1661201C1
 Instances B6.7/L9 - Mirrors (Heated) (MUX Switch, 2 Cab and 2 Hood Mirrors):Diagram1
 B6.7/L9 - Mirrors (Heated) (MUX Switch, 2 Cab and 2 Hood Mirrors):Diagram2- 20" FRAME
 Mates E01_3000M




Name	Terminal Part Number	V-Min	Name	Wire Part Number	Wire CSA	Wire Spec	Wire Material description	Wire Color Description	Wire Length	End2 Terminal Part Number	End2 Pin Name	End2 Connector
B	-	-	RF78RJ	3510300 R1	1.16	16.0	Thin Wall XLPE Primary Cable	LIGHT GREEN	1415.0	-	X	-

Connector Name A01_3100F
 Part Number 1661201C1
 Instances B6.7/L9 - Mirror Lighting (Turns and Markers W/ Door Pods):Diagram1
 B6.7/L9 - Mirror Lighting (Turns and Markers W/O Door Pods):Diagram1
 Mates E01_3000M



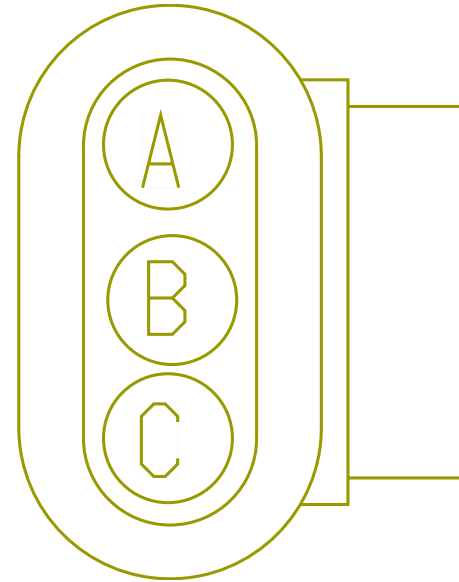
Name	Terminal Part Number	V-Min	Name	Wire Part Number	Wire CSA	Wire Spec	Wire Material description	Wire Color Description	Wire Length	End2 Terminal Part Number	End2 Pin Name	End2 Connector
A	-	-	XY58DB	3510305 R1	0.79	18.0	Thin Wall XLPE Primary Cable	BROWN	1515.0	-	-	-
C	-	-	AAR57D	-	0.0	18.0	-	ORANGE	0.0	-	X	-

Connector Name A01_3200M
 Part Number 1661200C1
 Instances B6.7/L9 - Mirror Lighting (Turns and Markers W/O Door Pods):Diagram1
 B6.7/L9 - Mirrors (Heated) (MUX Switch, 2 Cab and 2 Hood Mirrors):Diagram1
 B6.7/L9 - Mirrors (Heated) (MUX Switch, 2 Cab and 2 Hood Mirrors):Diagram2- 20" FRAME
 Mates E01_3200F



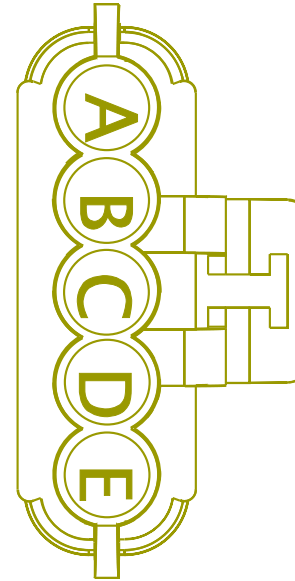
Name	Terminal Part Number	V-Min	Name	Wire Part Number	Wire CSA	Wire Spec	Wire Material description	Wire Color Description	Wire Length	End2 Terminal Part Number	End2 Pin Name	End2 Connector
D	-	-	RF78-GA	3510360 R1	1.16	16.0	Thin Wall XLPE Primary Cable	WHITE	2125.0	-	-	-
D	-	-	RU78-GA	-	0.0	16.0	-	WHITE	0.0	-	-	-

Connector Name A01_425
 Part Number 1667741C1
 Instances B6.7/L9 - Auto Park Brake (T-Handle Shifter, Auto Park Brake):Diagram1
 Mates DEV-PARK_POSITION_SWITCH-01



Name	Terminal Part Number	V-Min	Name	Wire Part Number	Wire CSA	Wire Spec	Wire Material description	Wire Color Description	Wire Length	End2 Terminal Part Number	End2 Pin Name	End2 Connector
A	-	-	UH91-GAH	3510359 R1	0.79	18.0	Thin Wall XLPE Primary Cable	WHITE	1830.0	-	-	-
B	-	-	UH44L	-	0.0	18.0	-	GREY	0.0	-	61	A01_1700

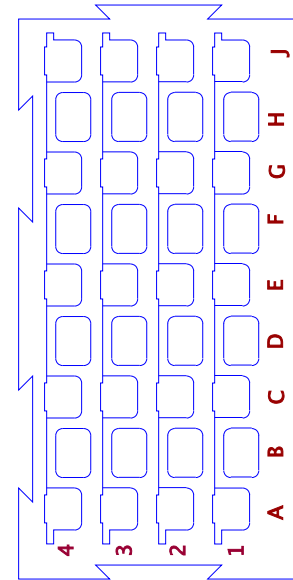
Connector Name A01_4500
 Part Number 1661375C2
 Instances L9 - Windshield Wipers:Diagram1
 Mates MOT-WIPER-1031-03-01A



Name	Terminal Part Number	V-Min	Name	Wire Part Number	Wire CSA	Wire Spec	Wire Material description	Wire Color Description	Wire Length	End2 Terminal Part Number	End2 Pin Name	End2 Connector
A	-	-	AA82DJ	3510312 R1	1.16	16.0	Thin Wall XLPE Primary Cable	GREY	2080.0	-	74	1703F
B	-	-	AA82JJ	3510312 R1	1.16	16.0	Thin Wall XLPE Primary Cable	GREY	2080.0	-	72	1703F
C	-	-	AA82-GJ	3510312 R1	1.16	16.0	Thin Wall XLPE Primary Cable	GREY	2080.0	-	8	1703F
D	-	-	AA82KJ	3510312 R1	1.16	16.0	Thin Wall XLPE Primary Cable	GREY	2080.0	-	69	1703F

Name	Terminal Part Number	V-Min	Name	Wire Part Number	Wire CSA	Wire Spec	Wire Material description	Wire Color Description	Wire Length	End2 Terminal Part Number	End2 Pin Name	End2 Connector
E	-	-	AA82LJ	3510312 R1	1.16	16.0	Thin Wall XLPE Primary Cable	GREY	2080.0	-	70	1703F

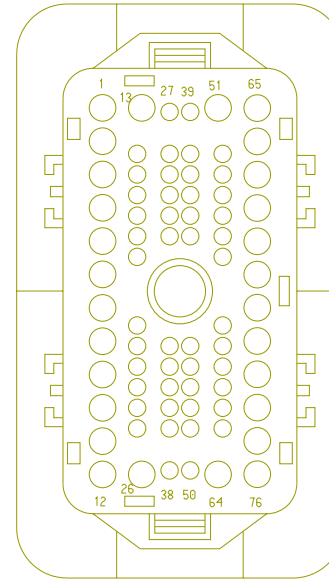
Connector Name A01_6969
 Part Number 3534572C1
 Instances B6.7/L9 - Dual Auxiliary Power with Interlock:Diagram1
 B6.7/L9 - Transmission Power Take Off (60AKG):Diagram1
 Mates RLY-AUXILIARY_SWITCH-02



Name	Terminal Part Number	V-Min	Name	Wire Part Number	Wire CSA	Wire Spec	Wire Material description	Wire Color Description	Wire Length	End2 Terminal Part Number	End2 Pin Name	End2 Connector
C1	-	-	HB103K	2643671 R1	0.79	18.0	Std. Wall XLPE Primary Cable	LIGHT GREEN	715.0	-	F7	J4-1601
C2	-	-	HB103N	-	0.0	12.0	-	LIGHT GREEN	0.0	-	66	A01_1700
C3	-	-	HB103L	2643671 R1	0.79	18.0	Std. Wall XLPE Primary Cable	LIGHT GREEN	715.0	-	F2	J4-1601
C4	-	-	HB103P	-	0.0	12.0	-	LIGHT GREEN	0.0	-	67	A01_1700
E1	-	-	HB103E	-	0.0	12.0	-	RED	0.0	-	-	-
E2	-	-	HB11H-GP	2643674 R1	0.79	18.0	Std. Wall XLPE Primary Cable	WHITE	150.0	-	X	-
E3	-	-	HB103F	-	0.0	12.0	-	RED	0.0	-	-	-

Name	Terminal Part Number	V-Min	Name	Wire Part Number	Wire CSA	Wire Spec	Wire Material description	Wire Color Description	Wire Length	End2 Terminal Part Number	End2 Pin Name	End2 Connector
E4	-	-	HB11J-GR	2643674 R1	0.79	18.0	Std. Wall XLPE Primary Cable	WHITE	150.0	-	X	-
G1	-	-	HB103J	2643671 R1	0.79	18.0	Std. Wall XLPE Primary Cable	LIGHT GREEN	715.0	-	F6	J4-1601
G2	-	-	HB103M	-	0.0	12.0	-	LIGHT GREEN	0.0	-	65	A01_1700
J1	-	-	HB103Z	-	0.0	12.0	-	RED	0.0	-	-	-
J2	-	-	HB11G-GN	2643674 R1	0.79	18.0	Std. Wall XLPE Primary Cable	WHITE	150.0	-	X	-

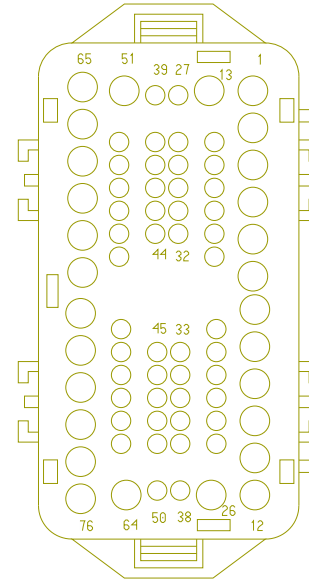
Connector Name A31_1703F
 Part Number 3595624C1
 Instances B6.7 - Heating Ventilation & Air Conditioning (HVAC)
 (Auto Control head W/PT Transducer N/Low Pressure SW):Diagram1_HVAC
 L9 - Heating Ventilation & Air Conditioning (HVAC) (Auto Control head W/PT Transducer N/Low Pressure SW):Diagram1_HVAC
 Mates A31_1703M



Name	Terminal Part Number	V-Min	Name	Wire Part Number	Wire CSA	Wire Spec	Wire Material description	Wire Color Description	Wire Length	End2 Terminal Part Number	End2 Pin Name	End2 Connector
17	-	-	ST77BB	-	0.0	18.0	-	LIGHT GREEN	0.0	-	18	A01_1702
19	-	-	SA6DBJ	3510310 R1	0.53	20.0	Thin Wall XLPE Primary Cable	GREY	1960.0	-	3	A01_1702
20	-	-	SA77BJ	3510298 R1	0.53	20.0	Thin Wall XLPE Primary Cable	LIGHT GREEN	1960.0	-	4	A01_1702
35	-	-	TL9E	-	0.0	18.0	-	GREY	0.0	-	2	A01_1702
35	-	-	TC9AAJ	3510311 R1	0.79	18.0	Thin Wall XLPE Primary Cable	GREY	325.0	-	X	-

Name	Terminal Part Number	V-Min	Name	Wire Part Number	Wire CSA	Wire Spec	Wire Material description	Wire Color Description	Wire Length	End2 Terminal Part Number	End2 Pin Name	End2 Connector
65	-	-	SA77J	2643678 R1	1.16	16.0	Std. Wall XLPE Primary Cable	LIGHT GREEN	1960.0	-	10	A01_1702


Connector Name A31_1703M
 Part Number 3595625C1
 Instances B6.7 - Heating Ventilation & Air Conditioning (HVAC)
 (Auto Control head W/PT Transducer N/Low Pressure SW):Diagram1_HVAC
 L9 - Heating Ventilation & Air Conditioning (HVAC) (Auto Control head W/PT Transducer N/Low Pressure SW):Diagram1_HVAC
 Mates A31_1703F



Name	Terminal Part Number	V-Min	Name	Wire Part Number	Wire CSA	Wire Spec	Wire Material description	Wire Color Description	Wire Length	End2 Terminal Part Number	End2 Pin Name	End2 Connector
17	-	-	ST77BA	-	0.0	18.0	-	LIGHT GREEN	0.0	-	A12	J7-1607
17	-	-	TB74	3510299 R1	0.79	18.0	Thin Wall XLPE Primary Cable	LIGHT GREEN	3205.0	-	B5	J3-1600
19	-	-	SA6DB	3510310 R1	0.53	20.0	Thin Wall XLPE Primary Cable	GREY	3225.0	-	E6	J5-1602
20	-	-	SA77B	3510310 R1	0.53	20.0	Thin Wall XLPE Primary Cable	GREY	3205.0	-	B12	J3-1600
35	-	-	KA9AA	3510311 R1	0.79	18.0	Thin Wall XLPE Primary Cable	GREY	1915.0	-	X	-

Name	Terminal Part Number	V-Min	Name	Wire Part Number	Wire CSA	Wire Spec	Wire Material description	Wire Color Description	Wire Length	End2 Terminal Part Number	End2 Pin Name	End2 Connector
65	-	-	SA77	2643678 R1	1.16	16.0	Std. Wall XLPE Primary Cable	LIGHT GREEN	2865.0	-	C	J1-1603

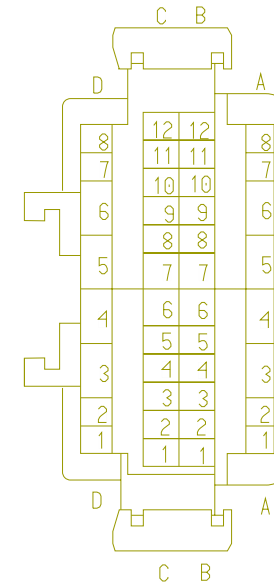
Connector Name B01_1800F
 Part Number 3612305C1
 Instances B6.7/L9 - Headlights (LED CAN) W/O Plow Lights:Diagram4-20"
 FRAME-LCM-0009B-N/LOAD SHED
 Mates M07_8000A



Name	Terminal Part Number	V-Min	Name	Wire Part Number	Wire CSA	Wire Spec	Wire Material description	Wire Color Description	Wire Length	End2 Terminal Part Number	End2 Pin Name	End2 Connector
1	-	-	U14	-	0.0	16.0	-	RED	0.0	-	1	P10E_8000F
2	-	-	U11-G	-	0.0	16.0	-	WHITE	0.0	-	-	-
3	-	-	U13	-	0.0	16.0	-	PINK	0.0	-	3	P10E_8000F

Connector Name B01_1800F
 Part Number 3612512C1
 Instances

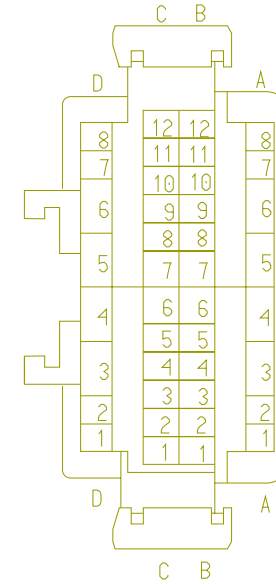
- B6.7 - City Horn W/4PIN CLK:Diagram1
- B6.7 - City Horn W/4PIN CLK:Diagram2-20" Frame
- B6.7 - City Horn W/10PIN CLK:Diagram1
- B6.7 - City Horn W/10PIN CLK:Diagram2-W/SNOW PLOW
- B6.7/L9 - Directional Signals (Turn) (HALOGEN) W/ Plow Lights W/O Fender Lights:Diagram1
- B6.7/L9 - Directional Signals (Turn) (HALOGEN) W/ Plow Lights W/O Fender Lights:Diagram2-20" Frame
- B6.7/L9 - Directional Signals (Turn) (HALOGEN) W/O Plow Lights W/O Fender Lights:Diagram1
- B6.7/L9 - Directional Signals (Turn) (HALOGEN) W/O Plow Lights W/O Fender Lights:Diagram2- 20" Frame
- B6.7/L9 - Directional Signals (Turn) (LED CAN) W/ Plow Lights W/O Fender Lights:Diagram1
- B6.7/L9 - Directional Signals (Turn) (LED CAN) W/ Plow Lights W/O Fender Lights:Diagram2- 20" Frame
- B6.7/L9 - Directional Signals (Turn) (LED CAN) W/O Plow Lights W/O Fender Lights:Diagram1
- B6.7/L9 - Directional Signals (Turn) (LED CAN) W/O Plow Lights W/O Fender Lights:Diagram2- 20" Frame
- B6.7/L9 - Headlights (Halogen) W/ Plow Lights:Diagram1-LCM-0009-W/LOAD SHED
- B6.7/L9 - Headlights (Halogen) W/ Plow Lights:Diagram2-LCM-0009B-N/LOAD SHED
- B6.7/L9 - Headlights (Halogen) W/O Plow Lights:Diagram1-LCM-0009-W/LOAD SHED
- B6.7/L9 - Headlights (Halogen) W/O Plow Lights:Diagram2-LCM-0009B-N/LOAD SHED
- B6.7/L9 - Headlights (Halogen) W/O Plow Lights:Diagram3-20" FRAME-LCM-0009-W/LOAD SHED
- B6.7/L9 - Headlights (Halogen) W/O Plow Lights:Diagram4-20" FRAME-LCM-0009B-N/LOAD SHED
- B6.7/L9 - Windshield Washer Pump W/O Low Fluid Sensor:Diagram1
- L9 - City Horn W/4PIN CLK:Diagram1
- L9 - City Horn W/4PIN CLK:Diagram2-20" Frame
- L9 - City Horn W/10PIN CLK:Diagram1
- L9 - City Horn W/10PIN CLK:Diagram2-W/SNOW PLOW



Mates A01_1800

Name	Terminal Part Number	V-Min	Name	Wire Part Number	Wire CSA	Wire Spec	Wire Material description	Wire Color Description	Wire Length	End2 Terminal Part Number	End2 Pin Name	End2 Connect or
A1	-	-	AA56A	-	0.0	18.0	-	ORANGE	0.0	-	1	B01_1810
A2	-	-	AA57A	-	0.0	18.0	-	ORANGE	0.0	-	2	B01_1810
A3	-	-	BE11-GAA	3510359 R1	0.79	18.0	Thin Wall XLPE Primary Cable	WHITE	550.0	-	X	-
A4	-	-	BG9V	2643673 R1	0.79	18.0	Std. Wall XLPE Primary Cable	GREY	450.0	-	X	-
A4	-	-	BL9V	2643673 R1	0.79	18.0	Std. Wall XLPE Primary Cable	GREY	450.0	-	X	-
A5	-	-	AA87A	-	0.0	18.0	-	GREY	0.0	-	12	B01_1810
A7	-	-	AA52A	-	0.0	18.0	-	YELLOW 2	0.0	-	3	B01_1810
A8	-	-	AA102A	3510334 R1	0.53	20.0	Thin Wall XLPE Primary Cable	YELLOW 2	1365.0	-	4	B01_1810
A8	-	-	AA102A	3510334 R1	0.53	20.0	Thin Wall XLPE Primary Cable	YELLOW 2	1365.0	-	A14	J3-1600
B10	-	-	BG85B	3510310 R1	0.53	20.0	Thin Wall XLPE Primary Cable	GREY	1125.0	-	B	B01_1809
B10	-	-	BL85A	3510310 R1	0.53	20.0	Thin Wall XLPE Primary Cable	GREY	1125.0	-	3	B01_1802

Connector Name B01_1800F
 Part Number 3612512C1
 Instances B6.7/L9 - Headlights (LED CAN) W/ Plow Lights:Diagram1-LCM-0009-W/LOAD SHED
 B6.7/L9 - Headlights (LED CAN) W/ Plow Lights:Diagram2-LCM-0009B-N/LOAD SHED
 B6.7/L9 - Headlights (LED CAN) W/ Plow Lights:Diagram3-20" FRAME-LCM-0009-W/LOAD SHED
 B6.7/L9 - Headlights (LED CAN) W/ Plow Lights:Diagram4-20" FRAME-LCM-0009B-N/LOAD SHED
 B6.7/L9 - Headlights (LED CAN) W/O Plow Lights:Diagram1-LCM-0009-W/LOAD SHED
 B6.7/L9 - Headlights (LED CAN) W/O Plow Lights:Diagram2-LCM-0009B-N/LOAD SHED
 B6.7/L9 - Headlights (LED CAN) W/O Plow Lights:Diagram3-20" FRAME-LCM-0009-W/LOAD SHED
 B6.7/L9 - Headlights (LED CAN) W/O Plow Lights:Diagram4-20" FRAME-LCM-0009B-N/LOAD SHED



Mates A01_1800

Name	Terminal Part Number	V-Min	Name	Wire Part Number	Wire CSA	Wire Spec	Wire Material description	Wire Color Description	Wire Length	End2 Terminal Part Number	End2 Pin Name	End2 Connector
A4	-	-	BG9V	2643673 R1	0.79	18.0	Std. Wall XLPE Primary Cable	GREY	450.0	-	X	-
A7	-	-	AA52A	-	0.0	18.0	-	YELLOW 2	0.0	-	3	B01_1810
A8	-	-	AA102A	3510334 R1	0.53	20.0	Thin Wall XLPE Primary Cable	YELLOW 2	1365.0	-	-	-
A8	-	-	AA102A	3510334 R1	0.53	20.0	Thin Wall XLPE Primary Cable	YELLOW 2	1365.0	-	A8	A01_1800

Connector Name B01_1802
 Part Number 3608496C1
 Instances B6.7 - City Horn W/10PIN CLK:Diagram1
 B6.7 - City Horn W/10PIN CLK:Diagram2-W/SNOW PLOW
 L9 - City Horn W/10PIN CLK:Diagram1



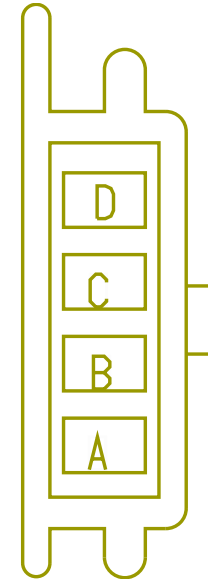
Name	Terminal Part Number	V-Min	Name	Wire Part Number	Wire CSA	Wire Spec	Wire Material description	Wire Color Description	Wire Length	End2 Terminal Part Number	End2 Pin Name	End2 Connector
3	-	-	BL85A	3510310 R1	0.53	20.0	Thin Wall XLPE Primary Cable	GREY	1125.0	-	-	-
3	-	-	BL85A	3510310 R1	0.53	20.0	Thin Wall XLPE Primary Cable	GREY	1125.0	-	B10	B01_1800F
4	-	-	BL9VA	3510310 R1	0.53	20.0	Thin Wall XLPE Primary Cable	GREY	875.0	-	-	-
4	-	-	BL9VA	3510310 R1	0.53	20.0	Thin Wall XLPE Primary Cable	GREY	875.0	-	X	-

Connector Name B01_1802
 Part Number 3608496C1
 Instances L9 - City Horn W/10PIN CLK:Diagram2-W/SNOW PLOW
 Mates DEV-10_PIN_CLOCK_SPRING-01



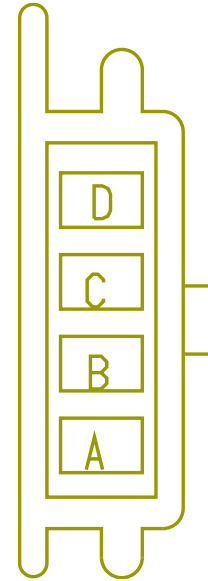
Name	Terminal Part Number	V-Min	Name	Wire Part Number	Wire CSA	Wire Spec	Wire Material description	Wire Color Description	Wire Length	End2 Terminal Part Number	End2 Pin Name	End2 Connector
3	-	-	BL85A	3510310 R1	0.53	20.0	Thin Wall XLPE Primary Cable	GREY	1125.0	-	B10	B01_1800F
4	-	-	BL9VA	3510310 R1	0.53	20.0	Thin Wall XLPE Primary Cable	GREY	875.0	-	X	-

Connector Name B01_1809
 Part Number 3547870C1
 Instances B6.7 - City Horn W/4PIN CLK:Diagram1
 B6.7 - City Horn W/4PIN CLK:Diagram2-20" Frame
 L9 - City Horn W/4PIN CLK:Diagram2-20" Frame



Name	Terminal Part Number	V-Min	Name	Wire Part Number	Wire CSA	Wire Spec	Wire Material description	Wire Color Description	Wire Length	End2 Terminal Part Number	End2 Pin Name	End2 Connector
B	-	-	BG85B	3510310 R1	0.53	20.0	Thin Wall XLPE Primary Cable	GREY	1125.0	-	-	-
B	-	-	BG85B	3510310 R1	0.53	20.0	Thin Wall XLPE Primary Cable	GREY	1125.0	-	B10	B01_1800F
D	-	-	BG9R	3510311 R1	0.79	18.0	Thin Wall XLPE Primary Cable	GREY	875.0	-	-	-
D	-	-	BG9R	3510311 R1	0.79	18.0	Thin Wall XLPE Primary Cable	GREY	875.0	-	X	-

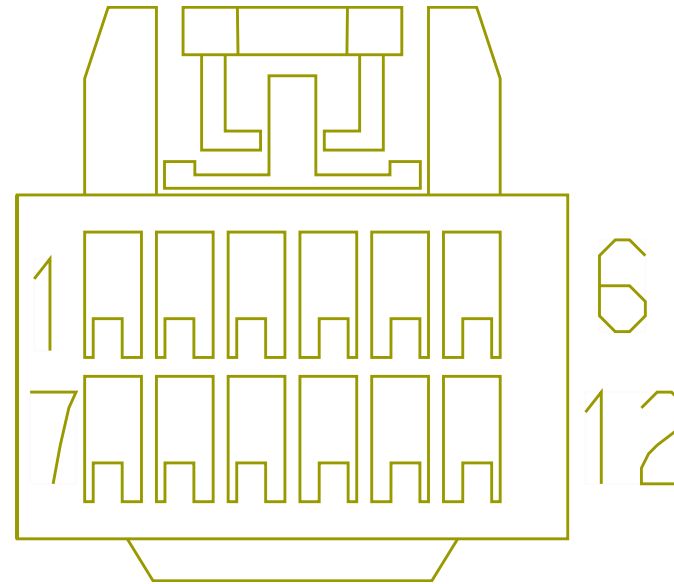
Connector Name B01_1809
 Part Number 3547870C1
 Instances L9 - City Horn W/4PIN CLK:Diagram1
 Mates DEV-4_PIN_CLOCK_SPRING-01



Name	Terminal Part Number	V-Min	Name	Wire Part Number	Wire CSA	Wire Spec	Wire Material description	Wire Color Description	Wire Length	End2 Terminal Part Number	End2 Pin Name	End2 Connector
B	-	-	BG85B	3510310 R1	0.53	20.0	Thin Wall XLPE Primary Cable	GREY	1125.0	-	B10	B01_1800F
D	-	-	BG9R	3510311 R1	0.79	18.0	Thin Wall XLPE Primary Cable	GREY	875.0	-	X	-

Connector Name B01_1810
 Part Number 3539212C1
 Instances

- B6.7/L9 - Directional Signals (Turn) (HALOGEN) W/ Plow Lights W/O Fender Lights:Diagram1
- B6.7/L9 - Directional Signals (Turn) (HALOGEN) W/ Plow Lights W/O Fender Lights:Diagram2-20" Frame
- B6.7/L9 - Directional Signals (Turn) (HALOGEN) W/O Plow Lights W/O Fender Lights:Diagram1
- B6.7/L9 - Directional Signals (Turn) (HALOGEN) W/O Plow Lights W/O Fender Lights:Diagram2- 20" Frame
- B6.7/L9 - Directional Signals (Turn) (LED CAN) W/ Plow Lights W/O Fender Lights:Diagram1
- B6.7/L9 - Directional Signals (Turn) (LED CAN) W/ Plow Lights W/O Fender Lights:Diagram2- 20" Frame
- B6.7/L9 - Directional Signals (Turn) (LED CAN) W/O Plow Lights W/O Fender Lights:Diagram1
- B6.7/L9 - Directional Signals (Turn) (LED CAN) W/O Plow Lights W/O Fender Lights:Diagram2- 20" Frame
- B6.7/L9 - Headlights (Halogen) W/ Plow Lights:Diagram1-LCM-0009-W/LOAD SHED
- B6.7/L9 - Headlights (Halogen) W/ Plow Lights:Diagram2-LCM-0009B-N/LOAD SHED
- B6.7/L9 - Headlights (Halogen) W/O Plow Lights:Diagram1-LCM-0009-W/LOAD SHED
- B6.7/L9 - Headlights (Halogen) W/O Plow Lights:Diagram2-LCM-0009B-N/LOAD SHED
- B6.7/L9 - Headlights (Halogen) W/O Plow Lights:Diagram3-20" FRAME-LCM-0009-W/LOAD SHED
- B6.7/L9 - Headlights (Halogen) W/O Plow Lights:Diagram4-20" FRAME-LCM-0009B-N/LOAD SHED
- B6.7/L9 - Headlights (LED CAN) W/ Plow Lights:Diagram1-LCM-0009-W/LOAD SHED
- B6.7/L9 - Headlights (LED CAN) W/ Plow Lights:Diagram2-LCM-0009B-N/LOAD SHED
- B6.7/L9 - Headlights (LED CAN) W/ Plow Lights:Diagram3-20" FRAME-LCM-0009-W/LOAD SHED
- B6.7/L9 - Headlights (LED CAN) W/ Plow Lights:Diagram4-20" FRAME-LCM-0009B-N/LOAD SHED
- B6.7/L9 - Headlights (LED CAN) W/O Plow Lights:Diagram1-LCM-0009-W/LOAD SHED
- B6.7/L9 - Headlights (LED CAN) W/O Plow Lights:Diagram2-LCM-0009B-N/LOAD SHED



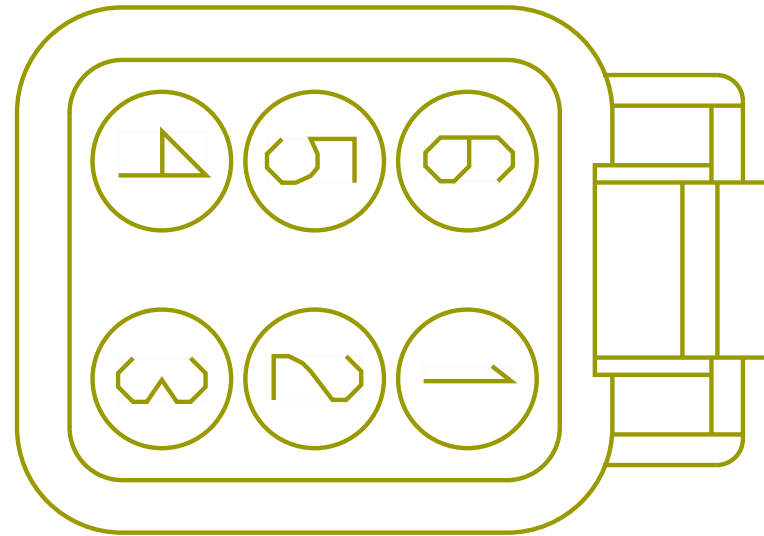
B6.7/L9 - Headlights (LED CAN) W/O Plow Lights:Diagram3-20"
 FRAME-LCM-0009-W/LOAD SHED
 B6.7/L9 - Headlights (LED CAN) W/O Plow Lights:Diagram4-20"
 FRAME-LCM-0009B-N/LOAD SHED
 B6.7/L9 - Windshield Washer Pump W/O Low Fluid
 Sensor:Diagram1

Mates

DEV-SW_MULTIFUNCTION-01

Name	Terminal Part Number	V-Min	Name	Wire Part Number	Wire CSA	Wire Spec	Wire Material description	Wire Color Description	Wire Length	End2 Terminal Part Number	End2 Pin Name	End2 Connector
1	-	-	AA56A	-	0.0	18.0	-	ORANGE	0.0	-	A1	B01_1800F
2	-	-	AA57A	-	0.0	18.0	-	ORANGE	0.0	-	A2	B01_1800F
3	-	-	AA52A	-	0.0	18.0	-	YELLOW 2	0.0	-	A7	B01_1800F
4	-	-	AA102A	3510334 R1	0.53	20.0	Thin Wall XLPE Primary Cable	YELLOW 2	1365.0	-	A8	B01_1800F
4	-	-	AA102A	3510334 R1	0.53	20.0	Thin Wall XLPE Primary Cable	YELLOW 2	1365.0	-	-	-
6	-	-	BE87-G	3510359 R1	0.79	18.0	Thin Wall XLPE Primary Cable	WHITE	515.0	-	X	-
7	-	-	BG9S	3510311 R1	0.79	18.0	Thin Wall XLPE Primary Cable	GREY	815.0	-	X	-
12	-	-	AA87A	-	0.0	18.0	-	GREY	0.0	-	A5	B01_1800F

Connector Name D17-2000N
 Part Number 3579124C1
 Instances Vehicle Data Recorder (W/ Display):Diagram2 - Recorder W/
 Display
 Mates VDR-Display-2037-02-01



Name	Terminal Part Number	V-Min	Name	Wire Part Number	Wire CSA	Wire Spec	Wire Material description	Wire Color Description	Wire Length	End2 Terminal Part Number	End2 Pin Name	End2 Connector
1	-	-	D5B	-	0.79	18.0	Thin Wall XLPE Primary Cable	YELLOW 2	0.0	-	B	2000M
2	-	-	D5A	-	0.79	18.0	Thin Wall XLPE Primary Cable	GREEN	0.0	-	A	2000M
3	-	-	D11AA	2643674 R1	0.79	18.0	Std. Wall XLPE Primary Cable	WHITE	0.0	-	C	2000M
4	-	-	D14AA	3510365 R1	0.79	18.0	Thin Wall XLPE Primary Cable	RED	0.0	-	D	2000M

Connector Name D38_2002M
 Part Number 1661259C1
 Instances B6.7/L9 - Clearance and Identification Lights:Diagram1
 Mates LT-LEFT_CLEAR-1006-01-02A



Name	Terminal Part Number	V-Min	Name	Wire Part Number	Wire CSA	Wire Spec	Wire Material description	Wire Color Description	Wire Length	End2 Terminal Part Number	End2 Pin Name	End2 Connector
A	-	-	D58Z	2643672 R1	0.79	18.0	Std. Wall XLPE Primary Cable	BROWN	860.0	-	X	-
B	-	-	D58-GD	2643674 R1	0.79	18.0	Std. Wall XLPE Primary Cable	WHITE	810.0	-	-	-

Connector Name D38_2003M
 Part Number 1661259C1
 Instances B6.7/L9 - Clearance and Identification Lights:Diagram1
 Mates LT-LEFT_IDENT-1006-01-02A



Name	Terminal Part Number	V-Min	Name	Wire Part Number	Wire CSA	Wire Spec	Wire Material description	Wire Color Description	Wire Length	End2 Terminal Part Number	End2 Pin Name	End2 Connector
A	-	-	D58M	2643672 R1	0.79	18.0	Std. Wall XLPE Primary Cable	BROWN	360.0	-	X	-
B	-	-	D58-GE	2643674 R1	0.79	18.0	Std. Wall XLPE Primary Cable	WHITE	310.0	-	-	-

Connector Name D38_2004M
 Part Number 1661259C1
 Instances B6.7/L9 - Clearance and Identification Lights:Diagram1
 Mates LT-MID_IDENT-1006-01-02A



Name	Terminal Part Number	V-Min	Name	Wire Part Number	Wire CSA	Wire Spec	Wire Material description	Wire Color Description	Wire Length	End2 Terminal Part Number	End2 Pin Name	End2 Connector
A	-	-	D58N	2643672 R1	0.79	18.0	Std. Wall XLPE Primary Cable	BROWN	475.0	-	X	-
B	-	-	D58-GF	2643674 R1	0.79	18.0	Std. Wall XLPE Primary Cable	WHITE	525.0	-	-	-

Connector Name D38_2005M
 Part Number 1661259C1
 Instances B6.7/L9 - Clearance and Identification Lights:Diagram1
 Mates LT-RIGHT_IDENT-1006-01-02A




Name	Terminal Part Number	V-Min	Name	Wire Part Number	Wire CSA	Wire Spec	Wire Material description	Wire Color Description	Wire Length	End2 Terminal Part Number	End2 Pin Name	End2 Connector
A	-	-	D58P	2643672 R1	0.79	18.0	Std. Wall XLPE Primary Cable	BROWN	625.0	-	X	-
B	-	-	D58-GH	2643674 R1	0.79	18.0	Std. Wall XLPE Primary Cable	WHITE	675.0	-	-	-

Connector Name D38_2006M
 Part Number 1661259C1
 Instances B6.7/L9 - Clearance and Identification Lights:Diagram1
 Mates LT-RIGHT_CLEAR-1006-01-02A




Name	Terminal Part Number	V-Min	Name	Wire Part Number	Wire CSA	Wire Spec	Wire Material description	Wire Color Description	Wire Length	End2 Terminal Part Number	End2 Pin Name	End2 Connector
A	-	-	D58R	2643672 R1	0.79	18.0	Std. Wall XLPE Primary Cable	BROWN	1195.0	-	X	-
B	-	-	D58-GJ	2643674 R1	0.79	18.0	Std. Wall XLPE Primary Cable	WHITE	1245.0	-	-	-

Connector Name D38_2100M
 Part Number 1661889C1
 Instances B6.7/L9 - Cab Dome Light W/Classic Trim:Diagram1
 B6.7/L9 - Cab Dome Light W/ Combo in Diamond
 Trim:Diagram1
 B6.7/L9 - Interior Task Lights (Map) - Dome Combo:Diagram1
 Mates LT-Map_Dome_Combo-2003-01- 06A




Name	Terminal Part Number	V-Min	Name	Wire Part Number	Wire CSA	Wire Spec	Wire Material description	Wire Color Description	Wire Length	End2 Terminal Part Number	End2 Pin Name	End2 Connector
A	-	-	C63E	2643720 R1	0.79	18.0	Std. Wall XLPE Primary Cable	DARK BLUE	1150.0	-	D	2500M
B	-	-	C63-GE	2643674 R1	0.79	18.0	Std. Wall XLPE Primary Cable	WHITE	980.0	-	X	-
C	-	-	C63D	2643720 R1	0.79	18.0	Std. Wall XLPE Primary Cable	DARK BLUE	1150.0	-	C	2500M

Connector Name D49-166M
 Part Number 1661889C1
 Instances L9/B6.7 - Adaptive Cruise Control (Bendix - Fusion 2.0 & W/
 Safety Direct & Reg Speakers) option 1:Diagram1
 Mates DEV-BENDIX_FUSION_RS232_CO NN-01



Name	Terminal Part Number	V-Min	Name	Wire Part Number	Wire CSA	Wire Spec	Wire Material description	Wire Color Description	Wire Length	End2 Terminal Part Number	End2 Pin Name	End2 Connector
A	-	-	ED11COG1	3510359 R1	0.79	18.0	Thin Wall XLPE Primary Cable	WHITE	2345.0	-	X	-
B	-	-	ED232-TX	3510334 R1	0.53	20.0	Thin Wall XLPE Primary Cable	YELLOW 2	2745.0	-	3	D49-1979
C	-	-	ED232-RX	3510298 R1	0.53	20.0	Thin Wall XLPE Primary Cable	LIGHT GREEN	2745.0	-	4	D49-1979

Connector Name D49-1979
 Part Number 3831401C1
 Instances B6.7/L9 - Adaptive Cruise Control (Bendix - Fusion W/O DIU & N/ Safety Direct & Reg Speakers):Diagram1
 L9/B6.7 - Adaptive Cruise Control (Bendix - Fusion 2.0 & W/ Safety Direct & Reg Speakers) option 1:Diagram1
 L9/B6.7 - Adaptive Cruise Control (Bendix - Fusion 2.0 & W/ Safety Direct & Reg Speakers) option 2:Diagram1
 Mates DEV-FUSION_SAFETY_DIRECT-01

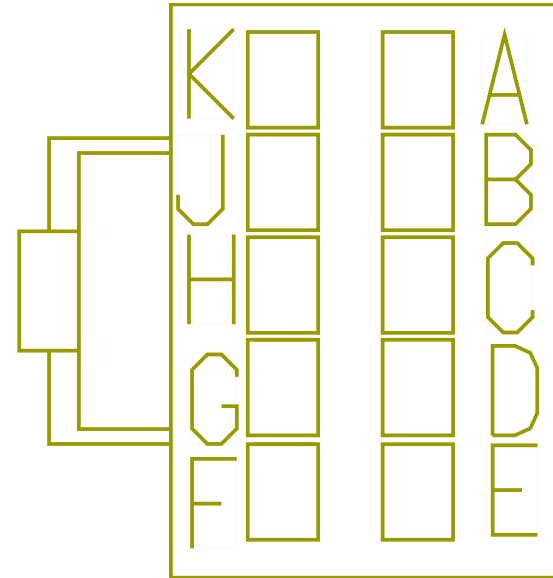


Name	Terminal Part Number	V-Min	Name	Wire Part Number	Wire CSA	Wire Spec	Wire Material description	Wire Color Description	Wire Length	End2 Terminal Part Number	End2 Pin Name	End2 Connector
1	-	-	EB14CSB3	3510364 R1	0.53	20.0	Thin Wall XLPE Primary Cable	RED	754.0	-	1	-
1	-	-	EB14CSB3	3510364 R1	0.53	20.0	Thin Wall XLPE Primary Cable	RED	754.0	-	X	-
2	-	-	EBYELLOW	3510334 R1	0.53	20.0	Thin Wall XLPE Primary Cable	YELLOW 2	450.0	-	X	-
3	-	-	ED232-TX	3510334 R1	0.53	20.0	Thin Wall XLPE Primary Cable	YELLOW 2	2745.0	-	B	D49-166M

Name	Terminal Part Number	V-Min	Name	Wire Part Number	Wire CSA	Wire Spec	Wire Material description	Wire Color Description	Wire Length	End2 Terminal Part Number	End2 Pin Name	End2 Connect or
4	-	-	ED232-RX	3510298 R1	0.53	20.0	Thin Wall XLPE Primary Cable	LIGHT GREEN	2745.0	-	C	D49-166M
5	-	-	-	-	-	-	-	-	-	-	-	-
6	-	-	-	-	-	-	-	-	-	-	-	-
7	-	-	EB67COG	3510310 R1	0.53	20.0	Thin Wall XLPE Primary Cable	GREY	2606.0	-	G	D49_16A
7	-	-	EB67COG	3510310 R1	0.53	20.0	Thin Wall XLPE Primary Cable	GREY	2606.0	-	G	16A
9	-	-	EB13COG3	3510322 R1	0.53	20.0	Thin Wall XLPE Primary Cable	PINK	729.0	-	1	-
9	-	-	EB13COG3	3510322 R1	0.53	20.0	Thin Wall XLPE Primary Cable	PINK	729.0	-	X	-
10	-	-	EBGREENL	3510298 R1	0.53	20.0	Thin Wall XLPE Primary Cable	LIGHT GREEN	0.0	-	D	D49_250 0F
10	-	-	EBGREENL	3510298 R1	0.53	20.0	Thin Wall XLPE Primary Cable	LIGHT GREEN	0.0	-	E	2500F
11	-	-	EBGREENR	3510298 R1	0.53	20.0	Thin Wall XLPE Primary Cable	LIGHT GREEN	1160.0	-	E	D49_250 0F

Name	Terminal Part Number	V-Min	Name	Wire Part Number	Wire CSA	Wire Spec	Wire Material description	Wire Color Description	Wire Length	End2 Terminal Part Number	End2 Pin Name	End2 Connector
11	-	-	EBGREENR	3510298 R1	0.53	20.0	Thin Wall XLPE Primary Cable	LIGHT GREEN	1160.0	-	G	2500F
16	-	-	EB11COG3	3510358 R1	0.53	20.0	Thin Wall XLPE Primary Cable	WHITE	603.0	-	X	-


Connector Name D49_16A
 Part Number 3540612C1
 Instances B6.7/L9 - Adaptive Cruise Control (Bendix - Fusion W/O DIU & N/ Safety Direct & Reg Speakers):Diagram1
 B6.7/L9 - Adaptive Cruise Control (Fusion 3.0 N/ DIU):Diagram1
 Mates A01_16B



Name	Terminal Part Number	V-Min	Name	Wire Part Number	Wire CSA	Wire Spec	Wire Material description	Wire Color Description	Wire Length	End2 Terminal Part Number	End2 Pin Name	End2 Connector
C	-	-	EB13COG	3510324 R1	1.16	16.0	Thin Wall XLPE Primary Cable	PINK	1877.0	-	1	-
C	-	-	EE13COG	-	0.0	0.5A	-	PINK	0.0	-	7	D49_197 9B2
D	-	-	EB11COG	3510359 R1	0.79	18.0	Thin Wall XLPE Primary Cable	WHITE	2206.0	-	X	-
D	-	-	EE11COG2	-	0.0	0.5A	-	WHITE	0.0	-	10	D49_197 9B2
G	-	-	EB67COG	3510310 R1	0.53	20.0	Thin Wall XLPE Primary Cable	GREY	2606.0	-	7	D49-1979


Name	Terminal Part Number	V-Min	Name	Wire Part Number	Wire CSA	Wire Spec	Wire Material description	Wire Color Description	Wire Length	End2 Terminal Part Number	End2 Pin Name	End2 Connector
H	-	-	EB14CSB	3510366 R1	1.16	16.0	Thin Wall XLPE Primary Cable	RED	1852.0	-	1	-

Connector Name D49_1979A
 Part Number 4061584C1
 Instances B6.7/L9 - Adaptive Cruise Control (Bendix - Fusion W/O DIU & N/ Safety Direct & Reg Speakers):Diagram1
 Mates DEV-FUSION_FLC-01



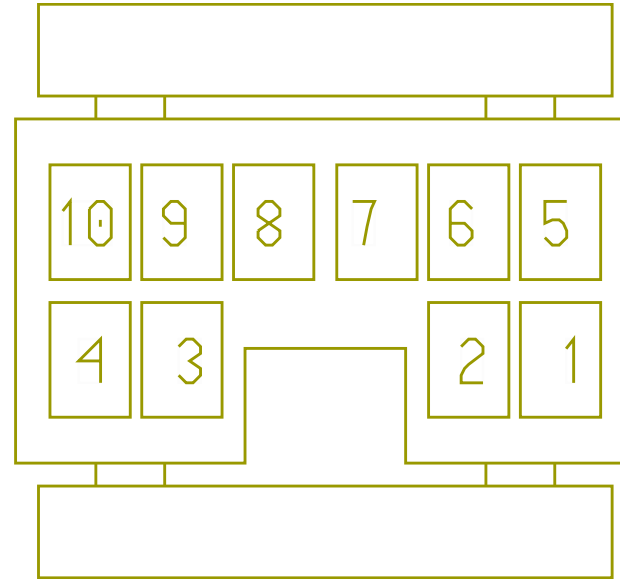
Name	Terminal Part Number	V-Min	Name	Wire Part Number	Wire CSA	Wire Spec	Wire Material description	Wire Color Description	Wire Length	End2 Terminal Part Number	End2 Pin Name	End2 Connector
1	-	-	EB14CSB2	3510364 R1	0.53	20.0	Thin Wall XLPE Primary Cable	RED	754.0	-	1	-
3	-	-	-	-	-	-	-	-	-	-	-	-
4	-	-	-	-	-	-	-	-	-	-	-	-
8	-	-	EB11COG2	3510358 R1	0.53	20.0	Thin Wall XLPE Primary Cable	WHITE	400.0	-	X	-
9	-	-	EB13COG2	3510322 R1	0.53	20.0	Thin Wall XLPE Primary Cable	PINK	729.0	-	1	-

Connector Name D49_1979B2
 Part Number 4242898C1
 Instances B6.7/L9 - Adaptive Cruise Control (Fusion 3.0 N/ DIU):Diagram1
 Mates DEV-FORWARD_CAMERA-02



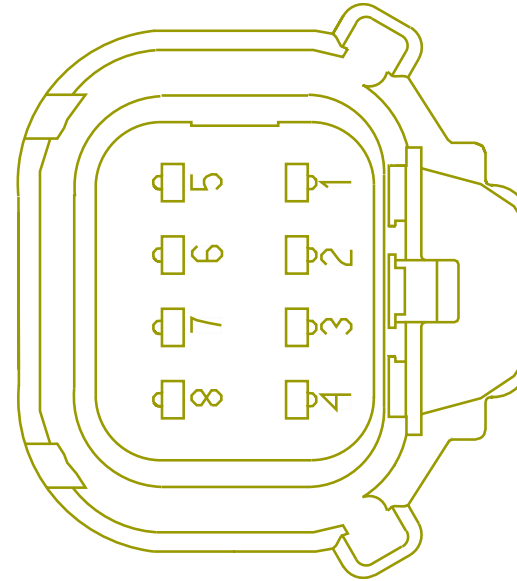
Name	Terminal Part Number	V-Min	Name	Wire Part Number	Wire CSA	Wire Spec	Wire Material description	Wire Color Description	Wire Length	End2 Terminal Part Number	End2 Pin Name	End2 Connector
7	-	-	EE13COG	-	0.0	0.5A	-	PINK	0.0	-	C	D49_16A
10	-	-	EE11COG2	-	0.0	0.5A	-	WHITE	0.0	-	D	D49_16A

Connector Name D49_2000F
 Part Number 3544687C1
 Instances B6.7/L9 - Over The Air Electrical I/O (OnCommand Link / N2 Module):Diagram1
 Mates P16400



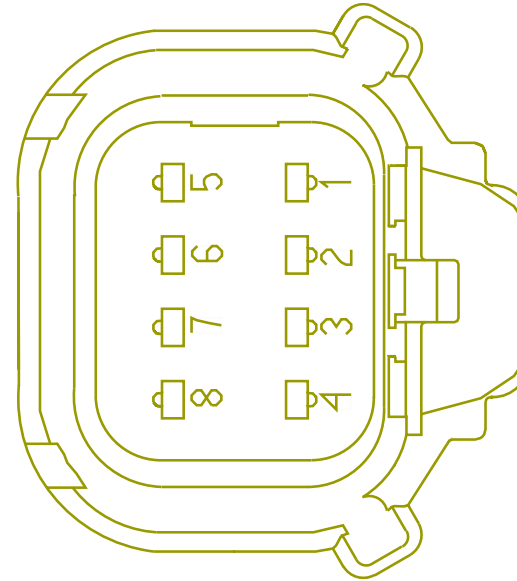
Name	Terminal Part Number	V-Min	Name	Wire Part Number	Wire CSA	Wire Spec	Wire Material description	Wire Color Description	Wire Length	End2 Terminal Part Number	End2 Pin Name	End2 Connector
3	-	-	EC63-GA	2643681 R1	1.16	16.0	Std. Wall XLPE Primary Cable	WHITE	1965.0	-	1	-

Connector Name D49_240
 Part Number 3709924C1
 Instances B6.7 - CAN Layout:Body Standard J1939 (250Kbps)
 B6.7/L9 - Over The Air Electrical I/O (OnCommand Link / N2
 Module):Diagram1
 L9 - CAN Layout:Body Standard J1939 (250Kbps)
 Mates DEV-ONCOMMAND_LINK_N2-01:: HV A26



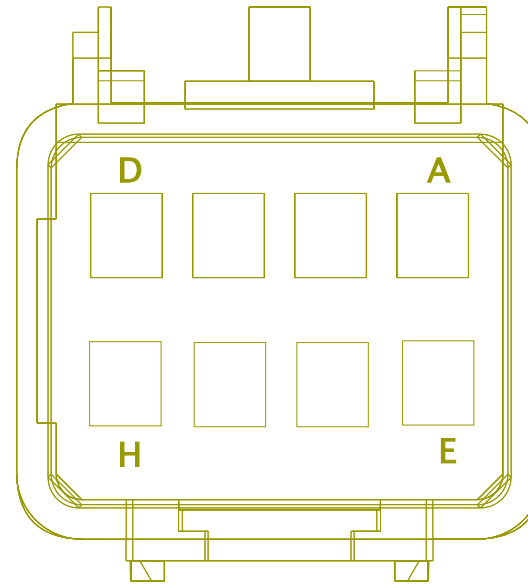
Name	Terminal Part Number	V-Min	Name	Wire Part Number	Wire CSA	Wire Spec	Wire Material description	Wire Color Description	Wire Length	End2 Terminal Part Number	End2 Pin Name	End2 Connector
1	-	-	EL180G	3510359 R1	0.79	18.0	Thin Wall XLPE Primary Cable	WHITE	1365.0	-	1	-
2	-	-	WIRE728 832	-	0.0	-	-	-	0.0	-	1	-
5	-	-	EL14KBB	3510365 R1	0.79	18.0	Thin Wall XLPE Primary Cable	RED	2716.0	-	C	D49_250F
6	-	-	WIRE728 829	-	0.0	-	-	-	0.0	-	1	-

Connector Name D49_240
 Part Number 3709924C1
 Instances B6.7/L9 - Over the Air Programming (OnCommand Link / N2 Module):Diagram1
 Mates DEV-ONCOMMAND_LINK_N2-01:: HV A26



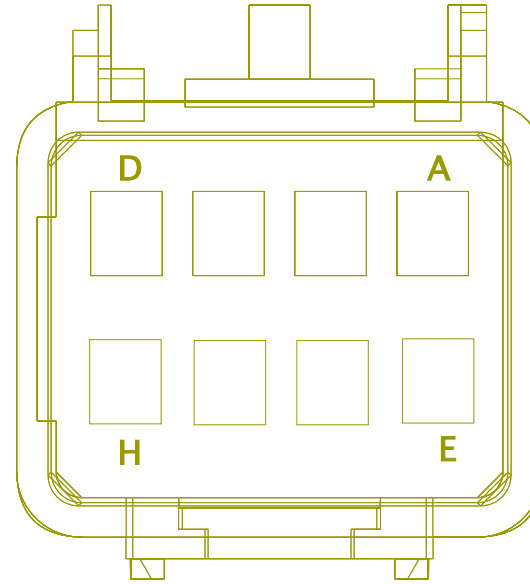
Name	Terminal Part Number	V-Min	Name	Wire Part Number	Wire CSA	Wire Spec	Wire Material description	Wire Color Description	Wire Length	End2 Terminal Part Number	End2 Pin Name	End2 Connector
2	-	-	-	-	-	-	-	-	-	-	-	-
6	-	-	-	-	-	-	-	-	-	-	-	-

Connector Name D49_250F
 Part Number 4064552C1
 Instances B6.7 - CAN Layout:Body Standard J1939 (250Kbps)
 Mates A01_250M



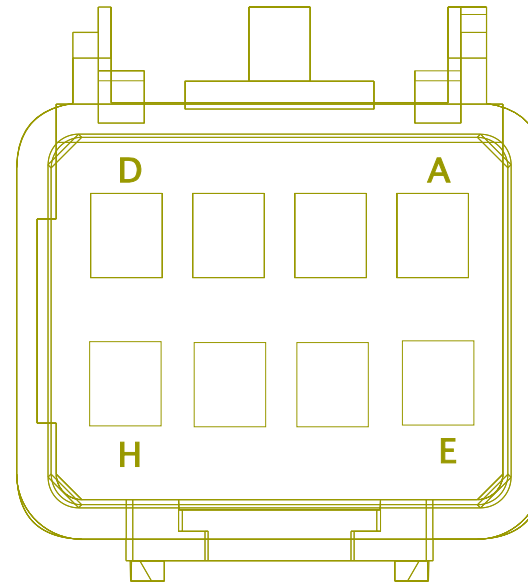
Name	Terminal Part Number	V-Min	Name	Wire Part Number	Wire CSA	Wire Spec	Wire Material description	Wire Color Description	Wire Length	End2 Terminal Part Number	End2 Pin Name	End2 Connector
A	-	-	WIRE728831	-	0.0	-	-	-	0.0	-	1	-
B	-	-	WIRE728830	-	0.0	-	-	-	0.0	-	1	-
E	-	-	WIRE728833	-	0.0	-	-	-	0.0	-	1	-
F	-	-	WIRE728834	-	0.0	-	-	-	0.0	-	1	-

Connector Name D49_250F
 Part Number 4064552C1
 Instances L9 - CAN Layout:Body Standard J1939 (250Kbps)
 Mates A01_250M



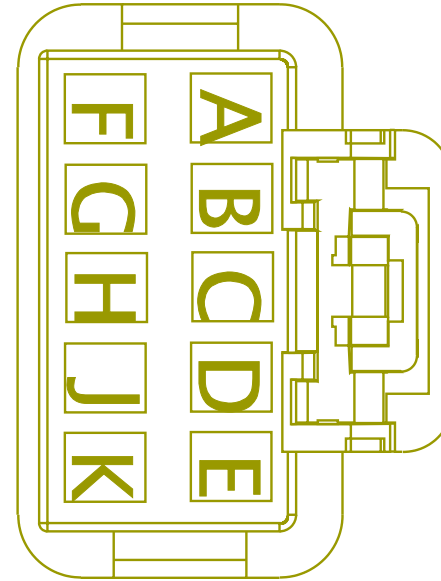
Name	Terminal Part Number	V-Min	Name	Wire Part Number	Wire CSA	Wire Spec	Wire Material description	Wire Color Description	Wire Length	End2 Terminal Part Number	End2 Pin Name	End2 Connector
A	-	-	WIRE728831	-	0.0	-	-	-	0.0	-	1	-
B	-	-	WIRE728830	-	0.0	-	-	-	0.0	-	1	-
E	-	-	WIRE728833	-	0.0	-	-	-	0.0	-	1	-
F	-	-	WIRE728834	-	0.0	-	-	-	0.0	-	1	-

Connector Name D49_250F
 Part Number 4064552C1
 Instances B6.7/L9 - Over The Air Electrical I/O (OnCommand Link / N2 Module):Diagram1
 Mates A01_250M




Name	Terminal Part Number	V-Min	Name	Wire Part Number	Wire CSA	Wire Spec	Wire Material description	Wire Color Description	Wire Length	End2 Terminal Part Number	End2 Pin Name	End2 Connector
C	-	-	EL14KBB	3510365 R1	0.79	18.0	Thin Wall XLPE Primary Cable	RED	2716.0	-	5	D49_240

Connector Name D49_2500F
 Part Number 3598710C1
 Instances B6.7/L9 - Adaptive Cruise Control (Bendix - Fusion W/O DIU & N/ Safety Direct & Reg Speakers):Diagram1
 Mates D63_2500M




Name	Terminal Part Number	V-Min	Name	Wire Part Number	Wire CSA	Wire Spec	Wire Material description	Wire Color Description	Wire Length	End2 Terminal Part Number	End2 Pin Name	End2 Connector
D	-	-	EBGREENL	3510298 R1	0.53	20.0	Thin Wall XLPE Primary Cable	LIGHT GREEN	0.0	-	10	D49-1979
E	-	-	EBGREENR	3510298 R1	0.53	20.0	Thin Wall XLPE Primary Cable	LIGHT GREEN	1160.0	-	11	D49-1979
F	-	-	EBYELLO WL	2643801 R1	0.79	18.0	Std. Wall XLPE Primary Cable	YELLOW 2	710.0	-	X	-
H	-	-	EBYELLO WR	2643801 R1	0.79	18.0	Std. Wall XLPE Primary Cable	YELLOW 2	710.0	-	X	-

Connector Name D63-344F
 Part Number 1661197C1
 Instances B6.7/L9 - Adaptive Cruise Control (Bendix - Fusion W/O DIU & N/ Safety Direct & Reg Speakers):Diagram1
 L9/B6.7 - Adaptive Cruise Control (Bendix - Fusion 2.0 & W/ Safety Direct & Reg Speakers) option 1:Diagram1
 L9/B6.7 - Adaptive Cruise Control (Bendix - Fusion 2.0 & W/ Safety Direct & Reg Speakers) option 2:Diagram1
 Mates DEV-SPKR_LEFT_FUSION-01



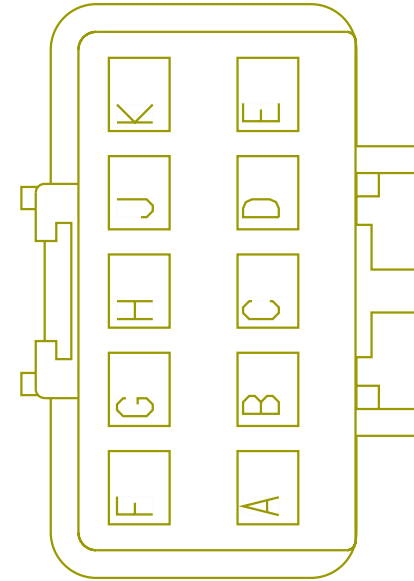
Name	Terminal Part Number	V-Min	Name	Wire Part Number	Wire CSA	Wire Spec	Wire Material description	Wire Color Description	Wire Length	End2 Terminal Part Number	End2 Pin Name	End2 Connector
A	-	-	GREENL	2643671 R1	0.79	18.0	Std. Wall XLPE Primary Cable	LIGHT GREEN	1060.0	-	D	D63_2500M
A	-	-	GREENL	2643671 R1	0.79	18.0	Std. Wall XLPE Primary Cable	LIGHT GREEN	1060.0	-	E	2500M
B	-	-	YELLOWL	2643801 R1	0.79	18.0	Std. Wall XLPE Primary Cable	YELLOW 2	1060.0	-	F	D63_2500M
B	-	-	YELLOWL	2643801 R1	0.79	18.0	Std. Wall XLPE Primary Cable	YELLOW 2	1060.0	-	F	2500M

Connector Name D63-345F
 Part Number 1661197C1
 Instances B6.7/L9 - Adaptive Cruise Control (Bendix - Fusion W/O DIU & N/ Safety Direct & Reg Speakers):Diagram1
 L9/B6.7 - Adaptive Cruise Control (Bendix - Fusion 2.0 & W/ Safety Direct & Reg Speakers) option 1:Diagram1
 L9/B6.7 - Adaptive Cruise Control (Bendix - Fusion 2.0 & W/ Safety Direct & Reg Speakers) option 2:Diagram1
 Mates DEV-SPKR_RIGHT_FUSION-01




Name	Terminal Part Number	V-Min	Name	Wire Part Number	Wire CSA	Wire Spec	Wire Material description	Wire Color Description	Wire Length	End2 Terminal Part Number	End2 Pin Name	End2 Connector
A	-	-	GREENR	2643671 R1	0.79	18.0	Std. Wall XLPE Primary Cable	LIGHT GREEN	1650.0	-	E	D63_2500M
A	-	-	GREENR	2643671 R1	0.79	18.0	Std. Wall XLPE Primary Cable	LIGHT GREEN	1650.0	-	G	2500M
B	-	-	YELLOWR	2643801 R1	0.79	18.0	Std. Wall XLPE Primary Cable	YELLOW 2	853.0	-	H	D63_2500M
B	-	-	YELLOWR	2643801 R1	0.79	18.0	Std. Wall XLPE Primary Cable	YELLOW 2	853.0	-	H	2500M

Connector Name D63_2500M
 Part Number 3914510C1
 Instances B6.7/L9 - Adaptive Cruise Control (Bendix - Fusion W/O DIU & N/ Safety Direct & Reg Speakers):Diagram1
 Mates D49_2500F



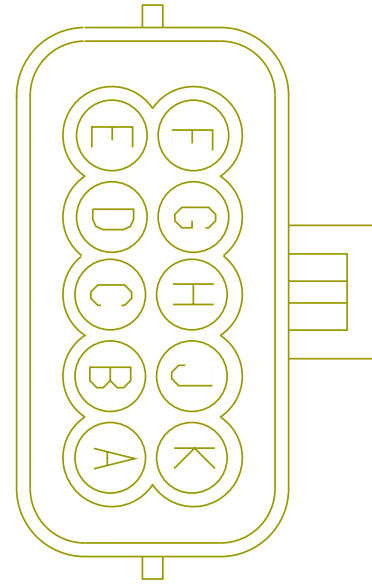
Name	Terminal Part Number	V-Min	Name	Wire Part Number	Wire CSA	Wire Spec	Wire Material description	Wire Color Description	Wire Length	End2 Terminal Part Number	End2 Pin Name	End2 Connector
D	-	-	GREENL	2643671 R1	0.79	18.0	Std. Wall XLPE Primary Cable	LIGHT GREEN	1060.0	-	A	D63-344F
E	-	-	GREENR	2643671 R1	0.79	18.0	Std. Wall XLPE Primary Cable	LIGHT GREEN	1650.0	-	A	D63-345F
F	-	-	YELLOWL	2643801 R1	0.79	18.0	Std. Wall XLPE Primary Cable	YELLOW 2	1060.0	-	B	D63-344F
H	-	-	YELLOWR	2643801 R1	0.79	18.0	Std. Wall XLPE Primary Cable	YELLOW 2	853.0	-	B	D63-345F

Connector Name D80_100
 Part Number 3767577C1
 Instances B6.7/L9 - Radio w/Bluetooth:Diagram1-Combination1
 B6.7/L9 - Radio w/Bluetooth:Diagram1-Combination2
 B6.7/L9 - Radio w/Bluetooth without Steering Wheel Pod:Diagram1
 Mates MODU-MICROPHONE-2008-02-05A



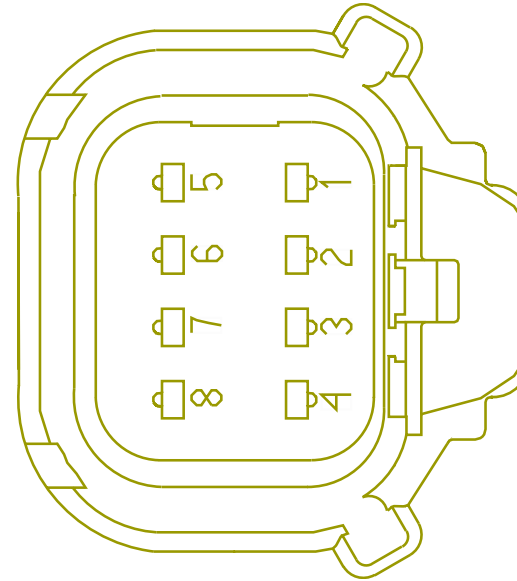
Name	Terminal Part Number	V-Min	Name	Wire Part Number	Wire CSA	Wire Spec	Wire Material description	Wire Color Description	Wire Length	End2 Terminal Part Number	End2 Pin Name	End2 Connector
2	-	-	86A(+)	3510298 R1	0.53	20.0	Thin Wall XLPE Primary Cable	LIGHT GREEN	1200.0	-	2	2505M
3	-	-	86A(-)	3510298 R1	0.53	20.0	Thin Wall XLPE Primary Cable	LIGHT GREEN	1200.0	-	1	2505M

Connector Name E01_PS_3000
 Part Number 3538634C1
 Instances B6.7/L9 - Mirror Lighting (Turns and Markers W/ Door Pods):Diagram1
 Mates DEV-PS_MIRROR-02



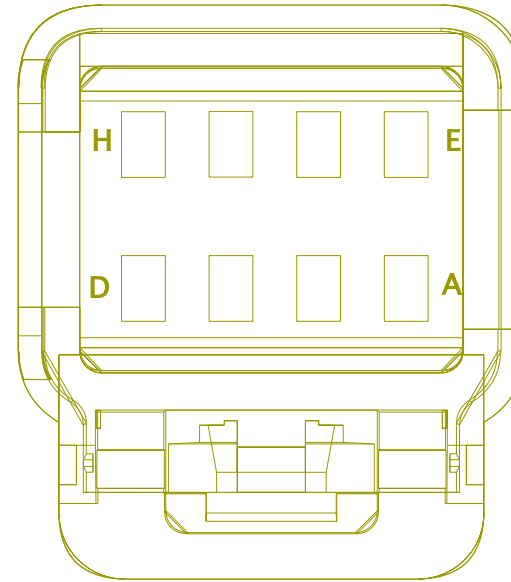
Name	Terminal Part Number	V-Min	Name	Wire Part Number	Wire CSA	Wire Spec	Wire Material description	Wire Color Description	Wire Length	End2 Terminal Part Number	End2 Pin Name	End2 Connector
E	-	-	FL56D	-	0.0	18.0	-	ORANGE	0.0	-	A	E01_3000M
H	-	-	FN78-GA	-	0.0	16.0	-	WHITE	0.0	-	X	-
J	-	-	FG57DA	-	0.0	18.0	-	ORANGE	0.0	-	C	E01_3000M
K	-	-	FY78-GB	-	0.0	16.0	-	WHITE	0.0	-	X	-

Connector Name E01_PS_3203M
 Part Number 3709924C1
 Instances B6.7/L9 - Mirror Lighting (Turns and Markers W/ Door Pods):Diagram1
 Mates DEV-FRONT_PS_DOOR_POD-01



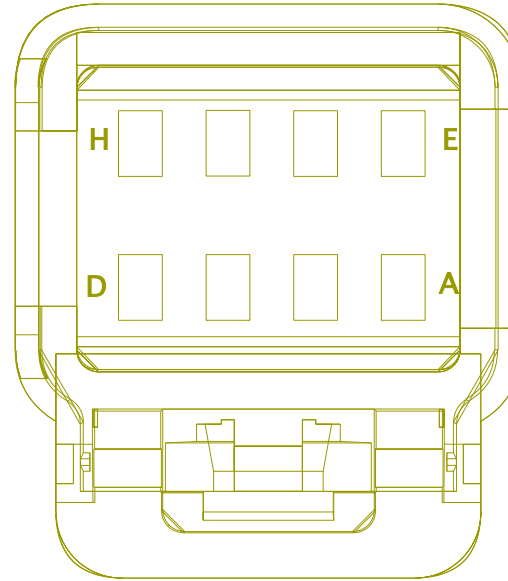
Name	Terminal Part Number	V-Min	Name	Wire Part Number	Wire CSA	Wire Spec	Wire Material description	Wire Color Description	Wire Length	End2 Terminal Part Number	End2 Pin Name	End2 Connector
8	-	-	FY78-GC	-	0.0	16.0	-	WHITE	0.0	-	X	-

Connector Name E01_3000MA
 Part Number 4064551C1
 Instances B6.7/L9 - Mirror Lighting (Turns and Markers W/O Door Pods):Diagram1
 Mates A01_3000FA




Name	Terminal Part Number	V-Min	Name	Wire Part Number	Wire CSA	Wire Spec	Wire Material description	Wire Color Description	Wire Length	End2 Terminal Part Number	End2 Pin Name	End2 Connector
G	-	-	EX56DA	-	0.0	18.0	-	ORANGE	0.0	-	J	E01_3000

Connector Name E01_3000MA
 Part Number 4064551C1
 Instances B6.7/L9 - Mirror Lighting (Turns and Markers W/ Door Pods):Diagram1
 Mates A01_3000FA




Name	Terminal Part Number	V-Min	Name	Wire Part Number	Wire CSA	Wire Spec	Wire Material description	Wire Color Description	Wire Length	End2 Terminal Part Number	End2 Pin Name	End2 Connector
G	-	-	EX56DA	-	0.0	18.0	-	ORANGE	0.0	-	J	E01_3000

Connector Name E01_3000M
 Part Number 1661200C1
 Instances B6.7/L9 - Mirrors (Heated) (MUX Switch, 2 Cab and 2 Hood Mirrors):Diagram1
 B6.7/L9 - Mirrors (Heated) (MUX Switch, 2 Cab and 2 Hood Mirrors):Diagram2- 20" FRAME
 Mates A01_3000F



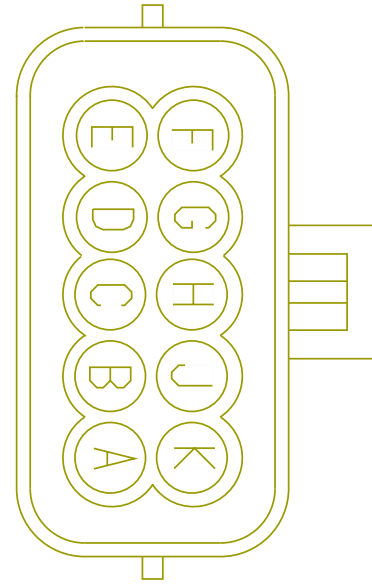
Name	Terminal Part Number	V-Min	Name	Wire Part Number	Wire CSA	Wire Spec	Wire Material description	Wire Color Description	Wire Length	End2 Terminal Part Number	End2 Pin Name	End2 Connector
B	-	-	FV78A	-	0.0	18.0	-	LIGHT GREEN	0.0	-	G	E01_3000
B	-	-	EV78A	-	0.0	18.0	-	LIGHT GREEN	0.0	-	G	E01_3000

Connector Name E01_3000M
 Part Number 1661200C1
 Instances B6.7/L9 - Mirror Lighting (Turns and Markers W/ Door Pods):Diagram1
 B6.7/L9 - Mirror Lighting (Turns and Markers W/O Door Pods):Diagram1
 Mates A01_3100F



Name	Terminal Part Number	V-Min	Name	Wire Part Number	Wire CSA	Wire Spec	Wire Material description	Wire Color Description	Wire Length	End2 Terminal Part Number	End2 Pin Name	End2 Connector
A	-	-	EL56D	-	0.0	18.0	-	ORANGE	0.0	-	E	E01_3000
A	-	-	FL56D	-	0.0	18.0	-	ORANGE	0.0	-	E	E01_PS_3000
A	-	-	FL56D	-	0.0	18.0	-	ORANGE	0.0	-	E	E01_3000
C	-	-	FG57DA	-	0.0	18.0	-	ORANGE	0.0	-	J	E01_PS_3000
C	-	-	FG57DA	-	0.0	18.0	-	ORANGE	0.0	-	J	E01_3000


Connector Name E01_3000
 Part Number 3538634C1
 Instances B6.7/L9 - Mirror Lighting (Turns and Markers W/ Door Pods):Diagram1
 B6.7/L9 - Mirror Lighting (Turns and Markers W/O Door Pods):Diagram1
 B6.7/L9 - Mirrors (Heated) (Door Pod Actuated, 2 Cab and 1 Hood Mirror Right Side Only):Diagram1
 B6.7/L9 - Mirrors (Heated) (Door Pod Actuated, 2 Cab and 1 Hood Mirror Right Side Only):Diagram2_20" Frame
 B6.7/L9 - Mirrors (Heated) (Door Pod Actuated, 2 Cab and 2 Hood Mirrors):Diagram1
 B6.7/L9 - Mirrors (Heated) (Door Pod Actuated, 2 Cab and 2 Hood Mirrors):Diagram2_20" Frame
 B6.7/L9 - Mirrors (Heated) (MUX Switch, 2 Cab and 2 Hood Mirrors):Diagram1
 B6.7/L9 - Mirrors (Heated) (MUX Switch, 2 Cab and 2 Hood Mirrors):Diagram2- 20" FRAME
 L9 - Ambient Air Temperature:Diagram1
 Mates DEV-DS_MIRROR-01



Name	Terminal Part Number	V-Min	Name	Wire Part Number	Wire CSA	Wire Spec	Wire Material description	Wire Color Description	Wire Length	End2 Terminal Part Number	End2 Pin Name	End2 Connector
C	-	-	ET41D	3510329 R1	0.79	18.0	Thin Wall XLPE Primary Cable	TAN	1025.0	-	E	3200M
D	-	-	ET41E	3510329 R1	0.79	18.0	Thin Wall XLPE Primary Cable	TAN	1025.0	-	F	3200M
E	-	-	EL56D	-	0.0	18.0	-	ORANGE	0.0	-	A	E01_3000M
E	-	-	FL56D	-	0.0	18.0	-	ORANGE	0.0	-	A	E01_3000M
G	-	-	FV78A	-	0.0	18.0	-	LIGHT GREEN	0.0	-	B	E01_3000M

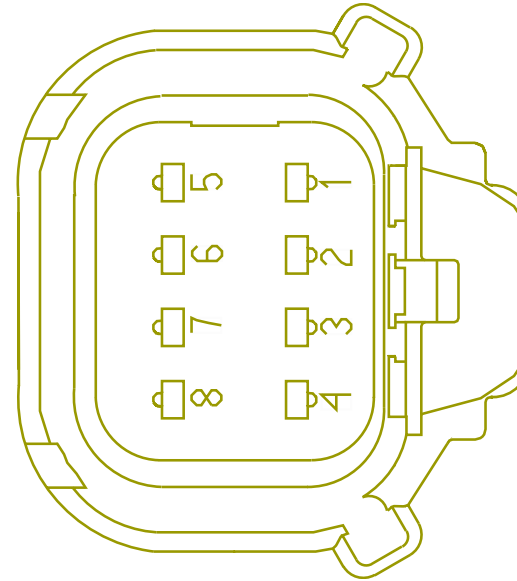
Name	Terminal Part Number	V-Min	Name	Wire Part Number	Wire CSA	Wire Spec	Wire Material description	Wire Color Description	Wire Length	End2 Terminal Part Number	End2 Pin Name	End2 Connector
G	-	-	EV78A	-	0.0	18.0	-	LIGHT GREEN	0.0	-	B	E01_3000M
G	-	-	EA78AA	3510300 R1	1.16	16.0	Thin Wall XLPE Primary Cable	LIGHT GREEN	1130.0	-	1	E01_3203M
H	-	-	EN78-GB	-	0.0	16.0	-	WHITE	0.0	-	1	-
H	-	-	FV78-GA	-	0.0	16.0	-	WHITE	0.0	-	X	-
H	-	-	EV78-GH	-	0.0	16.0	-	WHITE	0.0	-	X	-
H	-	-	EN78-GB	-	0.0	16.0	-	WHITE	0.0	-	X	-
H	-	-	FN78-GA	-	0.0	16.0	-	WHITE	0.0	-	1	-
H	-	-	EA78-GF	3510360 R1	1.16	16.0	Thin Wall XLPE Primary Cable	WHITE	1130.0	-	8	E01_3203M
J	-	-	EX56DA	-	0.0	18.0	-	ORANGE	0.0	-	G	E01_3000MA
J	-	-	FG57DA	-	0.0	18.0	-	ORANGE	0.0	-	C	E01_3000M
K	-	-	EM78-GD	-	0.0	20.0	-	WHITE	0.0	-	1	-
K	-	-	FY78-GB	-	0.0	16.0	-	WHITE	0.0	-	1	-
K	-	-	EM78-GD	-	0.0	20.0	-	WHITE	0.0	-	X	-

Connector Name E01_3200F
 Part Number 1661201C1
 Instances B6.7/L9 - Mirror Lighting (Turns and Markers W/O Door Pods):Diagram1
 B6.7/L9 - Mirrors (Heated) (MUX Switch, 2 Cab and 2 Hood Mirrors):Diagram1
 B6.7/L9 - Mirrors (Heated) (MUX Switch, 2 Cab and 2 Hood Mirrors):Diagram2- 20" FRAME
 Mates A01_3200M



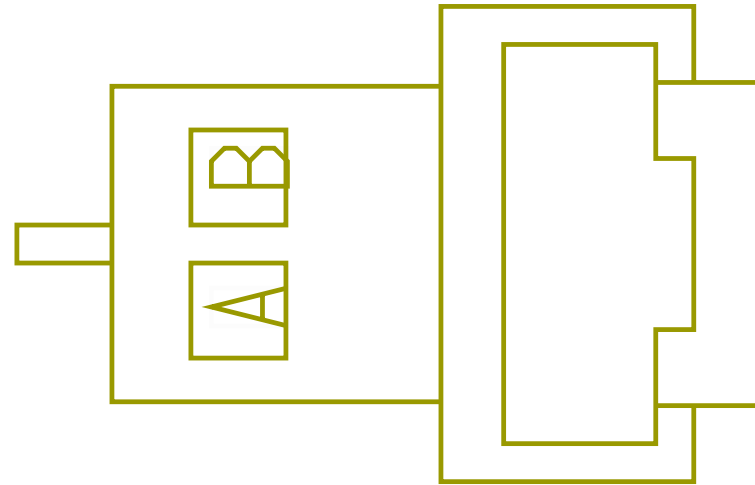
Name	Terminal Part Number	V-Min	Name	Wire Part Number	Wire CSA	Wire Spec	Wire Material description	Wire Color Description	Wire Length	End2 Terminal Part Number	End2 Pin Name	End2 Connector
D	-	-	FU81-GA	-	0.0	12.0	-	WHITE	0.0	-	X	-
D	-	-	EU78-GJ	-	0.0	16.0	-	WHITE	0.0	-	X	-
D	-	-	EW78-GA	-	0.0	16.0	-	WHITE	0.0	-	X	-
D	-	-	FG78-GC	-	0.0	16.0	-	WHITE	0.0	-	1	-

Connector Name E01_3203M
 Part Number 3709924C1
 Instances B6.7/L9 - Mirror Lighting (Turns and Markers W/ Door Pods):Diagram1
 B6.7/L9 - Mirrors (Heated) (Door Pod Actuated, 2 Cab and 1 Hood Mirror Right Side Only):Diagram1
 B6.7/L9 - Mirrors (Heated) (Door Pod Actuated, 2 Cab and 1 Hood Mirror Right Side Only):Diagram2_20" Frame
 B6.7/L9 - Mirrors (Heated) (Door Pod Actuated, 2 Cab and 2 Hood Mirrors):Diagram1
 B6.7/L9 - Mirrors (Heated) (Door Pod Actuated, 2 Cab and 2 Hood Mirrors):Diagram2_20" Frame
 Mates DEV-FRONT_DS_DOOR_POD-01



Name	Terminal Part Number	V-Min	Name	Wire Part Number	Wire CSA	Wire Spec	Wire Material description	Wire Color Description	Wire Length	End2 Terminal Part Number	End2 Pin Name	End2 Connector
1	-	-	EA78AA	3510300 R1	1.16	16.0	Thin Wall XLPE Primary Cable	LIGHT GREEN	1130.0	-	G	E01_3000
8	-	-	EM78-GF	-	0.0	16.0	-	WHITE	0.0	-	1	-
8	-	-	EA78-GF	3510360 R1	1.16	16.0	Thin Wall XLPE Primary Cable	WHITE	1130.0	-	H	E01_3000

Connector Name E01_3300MR
 Part Number 3535769C1
 Instances B6.7/L9 - Speakers:Four Speakers Daycab BT n/QC:Diagram1
 B6.7/L9 - Speakers:Four Speakers Daycab n/BT n/QC:Diagram1
 B6.7/L9 - Speakers:Four Speakers Daycab n/BT w/
 QC:Diagram1
 B6.7/L9 - Speakers:Four Speakers Daycab w/BT w/
 QC:Diagram1
 B6.7/L9 - Speakers:Two Speakers Daycab BT n/QC:Diagram1
 B6.7/L9 - Speakers:Two Speakers Daycab n/BT n/QC:Diagram1
 B6.7/L9 - Speakers:Two Speakers n/BT w/QC:Diagram1
 B6.7/L9 - Speakers:Two Speakers w/BT w/QC:Diagram1
 Mates SPKR-RF-2058-01-01A



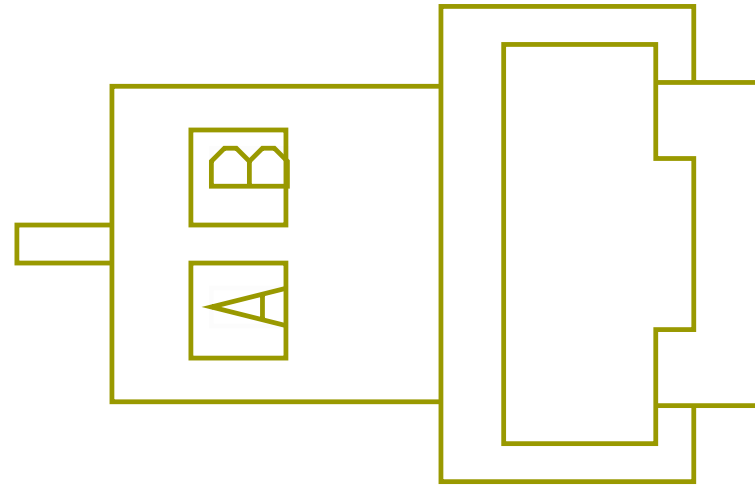
Name	Terminal Part Number	V-Min	Name	Wire Part Number	Wire CSA	Wire Spec	Wire Material description	Wire Color Description	Wire Length	End2 Terminal Part Number	End2 Pin Name	End2 Connector
A	-	-	FS86K	2643671 R1	0.79	18.0	Std. Wall XLPE Primary Cable	LIGHT GREEN	1050.0	-	C	3205F
B	-	-	FS86L	2643671 R1	0.79	18.0	Std. Wall XLPE Primary Cable	LIGHT GREEN	1050.0	-	D	3205F

Connector Name E01_3300M

Part Number 3535769C1

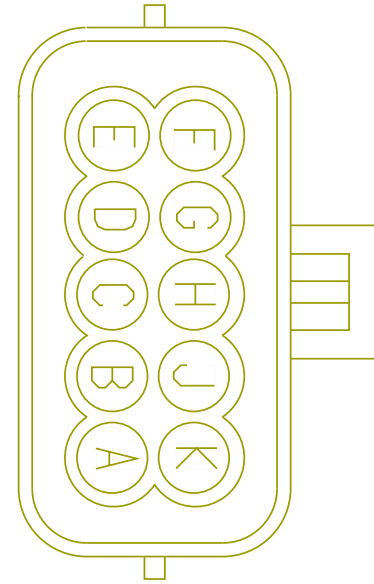
Instances B6.7/L9 - Speakers:Four Speakers Daycab BT n/QC:Diagram1
B6.7/L9 - Speakers:Four Speakers Daycab n/BT n/QC:Diagram1
B6.7/L9 - Speakers:Four Speakers Daycab n/BT w/
QC:Diagram1
B6.7/L9 - Speakers:Four Speakers Daycab w/BT w/
QC:Diagram1
B6.7/L9 - Speakers:Two Speakers Daycab BT n/QC:Diagram1
B6.7/L9 - Speakers:Two Speakers Daycab n/BT n/QC:Diagram1
B6.7/L9 - Speakers:Two Speakers n/BT w/QC:Diagram1
B6.7/L9 - Speakers:Two Speakers w/BT w/QC:Diagram1

Mates SPKR-LF-2058-01-01A



Name	Terminal Part Number	V-Min	Name	Wire Part Number	Wire CSA	Wire Spec	Wire Material description	Wire Color Description	Wire Length	End2 Terminal Part Number	End2 Pin Name	End2 Connector
A	-	-	ES86H	2643671 R1	0.79	18.0	Std. Wall XLPE Primary Cable	LIGHT GREEN	1050.0	-	C	3205M
A	-	-	ES86H	2643671 R1	0.79	18.0	Std. Wall XLPE Primary Cable	LIGHT GREEN	1050.0	-	C	3205F
B	-	-	ES86J	2643671 R1	0.79	18.0	Std. Wall XLPE Primary Cable	LIGHT GREEN	1050.0	-	D	3205M
B	-	-	ES86J	2643671 R1	0.79	18.0	Std. Wall XLPE Primary Cable	LIGHT GREEN	1050.0	-	D	3205F

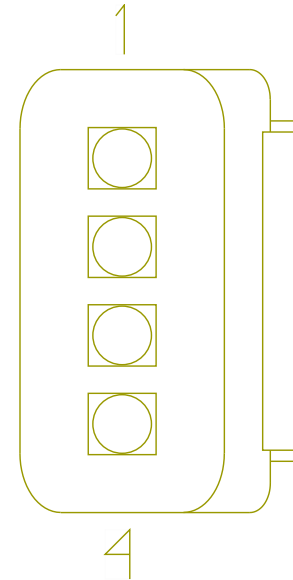
Connector Name E04_3000M
 Part Number 3538634C1
 Instances B6.7/L9 - Heated Mirrors (Hood with Door Pods):Diagram1
 B6.7/L9 - Mirrors (Heat) [Switch Pack Actuated includes Hood
 Mirrors]:Diagram1
 Mates MODU-DS-MIRROR-1019-01-01A



Name	Terminal Part Number	V-Min	Name	Wire Part Number	Wire CSA	Wire Spec	Wire Material description	Wire Color Description	Wire Length	End2 Terminal Part Number	End2 Pin Name	End2 Connector
G	-	-	EJ78A	2643671 R1	0.79	18.0	Std. Wall XLPE Primary Cable	LIGHT GREEN	980.0	-	B	3000M
G	-	-	EA78AA	3510300 R1	1.16	16.0	Thin Wall XLPE Primary Cable	LIGHT GREEN	1130.0	-	1	E04_3203M
H	-	-	EK78-GH	3510360 R1	1.16	16.0	Thin Wall XLPE Primary Cable	WHITE	790.0	-	X	-
H	-	-	EJ78-GB	3510360 R1	1.16	16.0	Thin Wall XLPE Primary Cable	WHITE	490.0	-	1	-

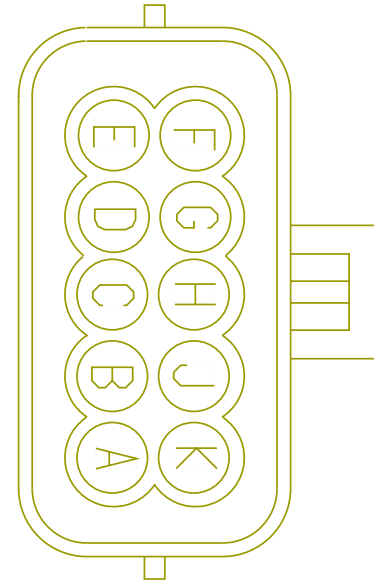
Name	Terminal Part Number	V-Min	Name	Wire Part Number	Wire CSA	Wire Spec	Wire Material description	Wire Color Description	Wire Length	End2 Terminal Part Number	End2 Pin Name	End2 Connector
H	-	-	EH78-GE	3510360 R1	1.16	16.0	Thin Wall XLPE Primary Cable	WHITE	1025.0	-	D	3200F
H	-	-	EA78-GF	3510360 R1	1.16	16.0	Thin Wall XLPE Primary Cable	WHITE	1130.0	-	8	E04_320 3M

Connector Name E04_3202M
 Part Number 3820176C1
 Instances B6.7/L9 - Heated Mirrors (Hood with Door Pods):Diagram1
 Mates MODU-FRONT-DS_DOOR_POD-201 6-02-02A



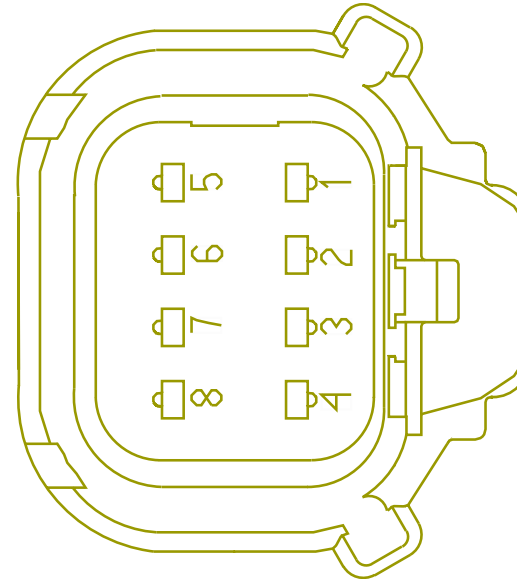
Name	Terminal Part Number	V-Min	Name	Wire Part Number	Wire CSA	Wire Spec	Wire Material description	Wire Color Description	Wire Length	End2 Terminal Part Number	End2 Pin Name	End2 Connector
1	-	-	EC81B	3510302 R1	3.01	12.0	Thin Wall XLPE Primary Cable	LIGHT GREEN	1245.0	-	C	3200F
2	-	-	-	-	-	-	-	-	-	-	-	-
3	-	-	-	-	-	-	-	-	-	-	-	-
4	-	-	EC81-GA	3510362 R1	3.01	12.0	Thin Wall XLPE Primary Cable	WHITE	1245.0	-	D	3200F

Connector Name E04_3203M
 Part Number 3538634C1
 Instances B6.7/L9 - Mirrors (Heat) [Switch Pack Actuated Relay Driven]:Diagram1
 Mates MODU-DS-MIRROR-1019-01-01A



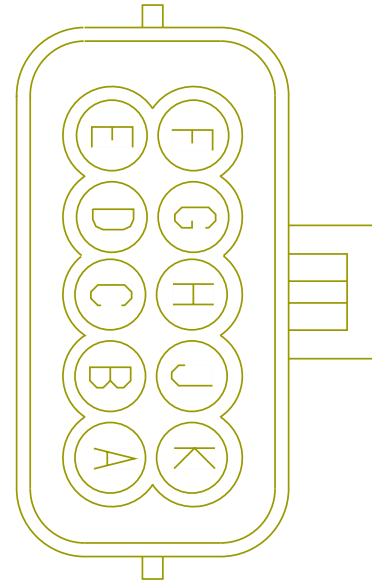
Name	Terminal Part Number	V-Min	Name	Wire Part Number	Wire CSA	Wire Spec	Wire Material description	Wire Color Description	Wire Length	End2 Terminal Part Number	End2 Pin Name	End2 Connector
G	-	-	EJ78A	2643671 R1	0.79	18.0	Std. Wall XLPE Primary Cable	LIGHT GREEN	980.0	-	B	3000M
H	-	-	EJ78-GB	3510360 R1	1.16	16.0	Thin Wall XLPE Primary Cable	WHITE	490.0	-	X	-
H	-	-	EH78-GE	3510360 R1	1.16	16.0	Thin Wall XLPE Primary Cable	WHITE	1025.0	-	D	3200F
H	-	-	EK78-GH	3510360 R1	1.16	16.0	Thin Wall XLPE Primary Cable	WHITE	790.0	-	X	-

Connector Name E04_3203M
 Part Number 3709924C1
 Instances B6.7/L9 - Heated Mirrors (Hood with Door Pods):Diagram1
 Mates MODU-FRONT-DS_DOOR_POD-201 6-02-02A



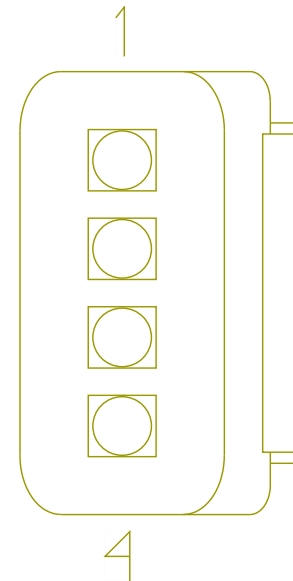
Name	Terminal Part Number	V-Min	Name	Wire Part Number	Wire CSA	Wire Spec	Wire Material description	Wire Color Description	Wire Length	End2 Terminal Part Number	End2 Pin Name	End2 Connector
1	-	-	EA78AA	3510300 R1	1.16	16.0	Thin Wall XLPE Primary Cable	LIGHT GREEN	1130.0	-	G	E04_3000M
8	-	-	EA78-GF	3510360 R1	1.16	16.0	Thin Wall XLPE Primary Cable	WHITE	1130.0	-	H	E04_3000M

Connector Name F03_3000M
 Part Number 3538634C1
 Instances B6.7/L9 - Heated Mirrors (Hood with Door Pods):Diagram1
 B6.7/L9 - Mirrors (Heat) [Switch Pack Actuated includes Hood
 Mirrors]:Diagram1
 Mates MODU-PS-MIRROR-1019-01-01A



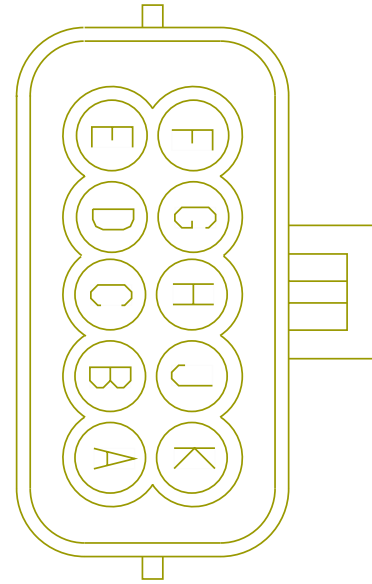
Name	Terminal Part Number	V-Min	Name	Wire Part Number	Wire CSA	Wire Spec	Wire Material description	Wire Color Description	Wire Length	End2 Terminal Part Number	End2 Pin Name	End2 Connector
G	-	-	FK78A	2643671 R1	0.79	18.0	Std. Wall XLPE Primary Cable	LIGHT GREEN	980.0	-	B	3000M
G	-	-	FA78AA	3510300 R1	1.16	16.0	Thin Wall XLPE Primary Cable	LIGHT GREEN	1130.0	-	1	F03_320 3M
H	-	-	FK78-GA	3510360 R1	1.16	16.0	Thin Wall XLPE Primary Cable	WHITE	1025.0	-	D	3200F
H	-	-	FA78-GF	3510360 R1	1.16	16.0	Thin Wall XLPE Primary Cable	WHITE	1130.0	-	8	F03_320 3M

Connector Name F03_3202M
 Part Number 3820176C1
 Instances B6.7/L9 - Heated Mirrors (Hood with Door Pods):Diagram1
 B6.7/L9 - Vehicle Alarm System:Diagram1
 Mates MODU-FRONT-PS_DOOR_POD-201 6-01-02A



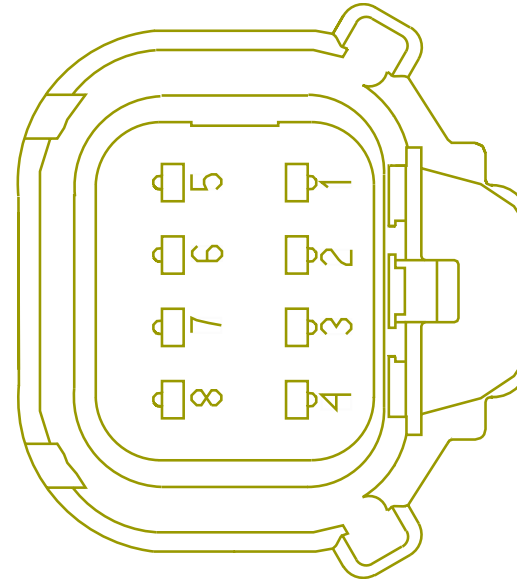
Name	Terminal Part Number	V-Min	Name	Wire Part Number	Wire CSA	Wire Spec	Wire Material description	Wire Color Description	Wire Length	End2 Terminal Part Number	End2 Pin Name	End2 Connector
1	-	-	FC81A	3510302 R1	3.01	12.0	Thin Wall XLPE Primary Cable	LIGHT GREEN	1245.0	-	C	3200F
2	-	-	-	-	-	-	-	-	-	-	-	-
3	-	-	-	-	-	-	-	-	-	-	-	-
4	-	-	FC81-GB	3510362 R1	3.01	12.0	Thin Wall XLPE Primary Cable	WHITE	1245.0	-	D	3200F

Connector Name F03_3203M
 Part Number 3538634C1
 Instances B6.7/L9 - Mirrors (Heat) [Switch Pack Actuated Relay Driven]:Diagram1
 Mates MODU-PS-MIRROR-1019-01-01A



Name	Terminal Part Number	V-Min	Name	Wire Part Number	Wire CSA	Wire Spec	Wire Material description	Wire Color Description	Wire Length	End2 Terminal Part Number	End2 Pin Name	End2 Connector
G	-	-	FK78A	2643671 R1	0.79	18.0	Std. Wall XLPE Primary Cable	LIGHT GREEN	980.0	-	B	3000M
H	-	-	FK78-GA	3510360 R1	1.16	16.0	Thin Wall XLPE Primary Cable	WHITE	1025.0	-	D	3200F

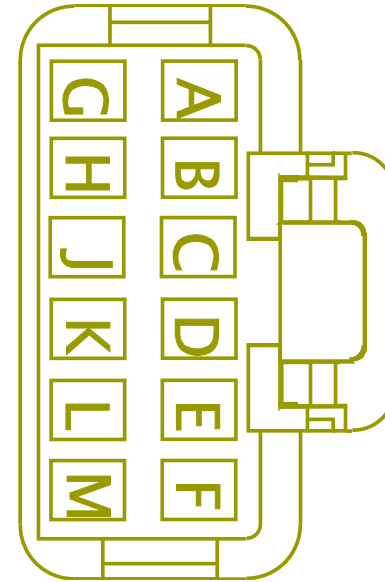
Connector Name F03_3203M
 Part Number 3709924C1
 Instances B6.7/L9 - Heated Mirrors (Hood with Door Pods):Diagram1
 Mates MODU-FRONT-PS_DOOR_POD-201 6-01-02A



Name	Terminal Part Number	V-Min	Name	Wire Part Number	Wire CSA	Wire Spec	Wire Material description	Wire Color Description	Wire Length	End2 Terminal Part Number	End2 Pin Name	End2 Connector
1	-	-	FA78AA	3510300 R1	1.16	16.0	Thin Wall XLPE Primary Cable	LIGHT GREEN	1130.0	-	G	F03_3000M
8	-	-	FA78-GF	3510360 R1	1.16	16.0	Thin Wall XLPE Primary Cable	WHITE	1130.0	-	H	F03_3000M

Connector Name J1-1603
Part Number 3598711C1
Instances

- B6.7 - Body Builder Lighting - Separate Turn and Stop Lamps (Blunt Cut):Diagram1
- B6.7 - Body Builder Lighting - Separate Turn and Stop Lamps (Blunt Cut) Option2:Diagram1
- B6.7 - City Horn (W/ 4PIN CLK & P. Brake):Diagram1-Combination1
- B6.7 - City Horn (W/ 4PIN CLK & P. Brake):Diagram1-Combination2
- B6.7 - City Horn (W/ 4PIN CLK):Diagram1-Combination1
- B6.7 - City Horn (W/ 4PIN CLK):Diagram1-Combination2
- B6.7 - City Horn (W/ 10PIN CLK & P. Brake):Diagram1
- B6.7 - City Horn (W/ 10PIN CLK):Diagram1
- B6.7 - City Horn W/4PIN CLK:Diagram1
- B6.7 - City Horn W/4PIN CLK:Diagram2-20" Frame
- B6.7 - City Horn W/10PIN CLK:Diagram1
- B6.7 - City Horn W/10PIN CLK:Diagram2-W/SNOW PLOW
- B6.7 - Directional Signal (Turn) W/ DAISY CHAIN BOX LAMPS:Diagram1
- B6.7 - Directional Signal (Turn) W/ Daisy Chain Box Lamps W/ Plow Lights:Diagram1
- B6.7 - Directional Signal (Turn) W/ LED BOX LAMPS:Diagram1
- B6.7 - Directional Signal (Turn) W/ LED BOX LAMPS W/Plow Lights:Diagram1
- B6.7 - Directional Signal (Turn) W/ Single Tail Board W/Hazard SW:Diagram1
- B6.7 - Directional Signal (Turn) W/ Single Tail Board W/Plow Lights:Diagram1
- B6.7 - Fog Lights (Halogen White TOP MTG):Diagram1
- B6.7 - Fog Lights (LED White TOP MTG):Diagram1
- B6.7 - Front Fog Lamps:Diagram1
- B6.7 - Front Fog Lights W CONNECTOR:Diagram1
- B6.7 - Headlight W/Plowlights, W/LOWW, W/O Interrupt:Diagram1-Combination1
- B6.7 - Headlight W/Plowlights, W/LOWW, W/O Interrupt:Diagram1-Combination2
- B6.7 - Headlight W/Plowlights, W/O LOWW, W/O Interrupt:Diagram1-Combination1
- B6.7 - Headlight W/Plowlights, W/O LOWW, W/O Interrupt:Diagram1-Combination2
- B6.7 - Headlights W 10PIN CLK W/LOWW W/O Interrupt:Diagram1-Combination1



B6.7 - Headlights W 10PIN CLK W/LOWW W/O
 Interrupt:Diagram1-Combination2
 B6.7 - Headlights W 10PIN CLK W/LOWW W/
 Interrupt:Diagram1-Combination1
 B6.7 - Headlights W 10PIN CLK W/LOWW W/
 Interrupt:Diagram1-Combination2
 B6.7 - Headlights W/O Lights ON with wipers (LOWW) W/
 Headlights Interrupt:Diagram1-Combination1
 B6.7 - Headlights W/O Lights ON with wipers (LOWW) W/
 Headlights Interrupt:Diagram1-Combination2
 B6.7 - Headlights W/O Lights ON With Wipers (LOWW) W/O
 Headlights Interrupt:Diagram1-Combination1
 B6.7 - Headlights W/O Lights ON With Wipers (LOWW) W/O
 Headlights Interrupt:Diagram1-Combination2
 B6.7 - Headlights W/PlowLights, W/LOWW, W/
 Interrupt:Diagram1-Combination1
 B6.7 - Headlights W/PlowLights, W/LOWW, W/
 Interrupt:Diagram1-Combination2
 B6.7 - Headlights W/PlowLights, W/O LOWW, W/
 Interrupt:Diagram1-Combination1
 B6.7 - Headlights W/PlowLights, W/O LOWW, W/
 Interrupt:Diagram1-Combination2
 B6.7 - Heating Ventilation & Air Conditioning (HVAC)
 (Auto Control head W/PT Transducer N/Low Pressure
 SW):Diagram1_HVAC
 B6.7 - Heating Ventilation & Air Conditioning (HVAC) (Manual W/
 PT Transducer N/Low Pressure SW):Diagram1 - HVAC
 B6.7 - Heating Ventilation & Air Conditioning (HVAC) Auto Temp
 Control:Diagram1 - HVAC
 B6.7 - Heating Ventilation & Air Conditioning (HVAC)
 Manual:Diagram1
 B6.7 - Power Lift Gate:Diagram1
 B6.7 - Rear Lights Stop (Daisy Chain):Diagram1
 B6.7 - Rear Lights Stop - Dual Assembly:Diagram1
 B6.7 - Rear Lights Stop - Single Assembly:Diagram1
 B6.7 - Trailer Interface (Lighting) – BLUNT CUT (Part of Electric
 Trailer Brakes):Diagram1
 B6.7 - Trailer Interface (Lighting) – BLUNT CUT (Part of Electric
 Trailer Brakes) Option2:Diagram1
 B6.7 - WORK LIGHT - 1 BULB:Diagram1-Combination1
 B6.7 - WORK LIGHT - 1 BULB:Diagram1-Combination2
 B6.7 - WORK LIGHT With BackUP 1 BULB - Manual
 Trans:Diagram1-Combination1

B6.7 - WORK LIGHT With BackUP 1 BULB - Manual
Trans:Diagram1-Combination2
B6.7 - WORK LIGHT With BackUP Alarm - 1 BULB:Diagram1-Combination1
B6.7 - WORK LIGHT With BackUP Alarm - 1 BULB:Diagram1-Combination2
B6.7 - WORK LIGHT With RKE - 1 BULB:Diagram1-Combination1
B6.7 - WORK LIGHT With RKE - 1 BULB:Diagram1-Combination2
B6.7 - Work Lights LED With Switch Pack - Day Cab:Diagram1-Combination1
B6.7 - Work Lights LED With Switch Pack - Day Cab:Diagram1-Combination2
B6.7/L9 - Body Control Module (BCM):Connector J1-1603
B6.7/L9 - Front Fog Lamps:Diagram1
B6.7/L9 - Headlights (Halogen) W/ Plow Lights:Diagram1-LCM-0009-W/LOAD SHED
B6.7/L9 - Headlights (Halogen) W/ Plow Lights:Diagram2-LCM-0009B-N/LOAD SHED
B6.7/L9 - Headlights (Halogen) W/O Plow Lights:Diagram1-LCM-0009-W/LOAD SHED
B6.7/L9 - Headlights (Halogen) W/O Plow Lights:Diagram2-LCM-0009B-N/LOAD SHED
B6.7/L9 - Headlights (Halogen) W/O Plow Lights:Diagram3-20" FRAME-LCM-0009-W/LOAD SHED
B6.7/L9 - Headlights (Halogen) W/O Plow Lights:Diagram4-20" FRAME-LCM-0009B-N/LOAD SHED
B6.7/L9 - Headlights (LED CAN) W/ Plow Lights:Diagram1-LCM-0009-W/LOAD SHED
B6.7/L9 - Headlights (LED CAN) W/ Plow Lights:Diagram2-LCM-0009B-N/LOAD SHED
B6.7/L9 - Headlights (LED CAN) W/ Plow Lights:Diagram3-20" FRAME-LCM-0009-W/LOAD SHED
B6.7/L9 - Headlights (LED CAN) W/ Plow Lights:Diagram4-20" FRAME-LCM-0009B-N/LOAD SHED
B6.7/L9 - Prewire Front Fog Lights:Diagram1
L9 - Body Builder Lighting - Combined Turn and Stop Lamps (Automatic):Diagram1-Combination1
L9 - Body Builder Lighting - Combined Turn and Stop Lamps (Automatic):Diagram1-Combination2
L9 - Body Builder Lighting - Combined Turn and Stop Lamps (Manual) Option2:Diagram1-Combination1

L9 - Body Builder Lighting - Combined Turn and Stop Lamps
(Manual) Option2:Diagram1-Combination2
L9 - Body Builder Lighting - Combined Turn and Stop Lamps
(Manual) Option2:Diagram1-Combination3
L9 - Body Builder Lighting - Combined Turn and Stop Lamps
(Manual) Option2:Diagram1-Combination4
L9 - Body Builder Lighting - Separate Turn and Stop Lamps
(Blunt Cut):Diagram1
L9 - Body Builder Lighting - Separate Turn and Stop Lamps
(Blunt Cut) Option2:Diagram1
L9 - City Horn (W/ 4PIN CLK & P. Brake):Diagram1-
Combination1
L9 - City Horn (W/ 4PIN CLK & P. Brake):Diagram1-
Combination2
L9 - City Horn (W/ 4PIN CLK):Diagram1-Combination1
L9 - City Horn (W/ 4PIN CLK):Diagram1-Combination2
L9 - City Horn (W/ 10PIN CLK & P. Brake):Diagram1
L9 - City Horn (W/ 10PIN CLK):Diagram1
L9 - City Horn W/4PIN CLK:Diagram1
L9 - City Horn W/4PIN CLK:Diagram2-20" Frame
L9 - City Horn W/10PIN CLK:Diagram1
L9 - City Horn W/10PIN CLK:Diagram2-W/SNOW PLOW
L9 - Directional Signal (Turn) W/ DAISY CHAIN BOX
LAMPS:Diagram1
L9 - Directional Signal (Turn) W/ Daisy Chain Box Lamps W/
Plow Lights:Diagram1
L9 - Directional Signal (Turn) W/ LED BOX LAMPS:Diagram1
L9 - Directional Signal (Turn) W/ LED BOX LAMPS W/Plow
Lights:Diagram1
L9 - Directional Signal (Turn) W/ Single Tail Board W/Hazard
SW:Diagram1
L9 - Directional Signal (Turn) W/ Single Tail Board W/Plow
Lights:Diagram1
L9 - Fog Lights (Halogen White TOP MTG):Diagram1
L9 - Fog Lights (LED White TOP MTG):Diagram1
L9 - Front Fog Lamps:Diagram1
L9 - Front Fog Lights W CONNECTOR:Diagram1
L9 - Headlight W/Plowlights W/LOWW W/O Headlight Interrupt
-10 PIN CLK:Diagram1-Combination1
L9 - Headlight W/Plowlights W/LOWW W/O Headlight Interrupt
-10 PIN CLK:Diagram1-Combination2
L9 - Headlights W 10PIN CLK W/LOWW W/Interrupt:Diagram1-
Combination1

L9 - Headlights W 10PIN CLK W/LOWW W/Interrupt:Diagram1-Combination2
L9 - Headlights W 10PIN CLK W/LOWW W/O Interrupt:Diagram1-Combination1
L9 - Headlights W 10PIN CLK W/LOWW W/O Interrupt:Diagram1-Combination2
L9 - Headlights W/O Lights ON With Wipers (LOWW) W/O Headlights Interrupt:Diagram1-Combination1
L9 - Headlights W/O Lights ON With Wipers (LOWW) W/O Headlights Interrupt:Diagram1-Combination2
L9 - Headlights W/O Lights ON with wipers (LOWW) W/ Headlights Interrupt:Diagram1-Combination1
L9 - Headlights W/O Lights ON with wipers (LOWW) W/ Headlights Interrupt:Diagram1-Combination2
L9 - Headlights W/PlowLights W/Headlight Interrupt -10PIN CLK W/LOWW W/Interrupt:Diagram1-Combination1
L9 - Headlights W/PlowLights W/Headlight Interrupt -10PIN CLK W/LOWW W/Interrupt:Diagram1-Combination2
L9 - Headlights W/PlowLights W/O Lights ON with wipers (LOWW) W/ Headlights Interrupt:Diagram1-Combination1
L9 - Headlights W/PlowLights W/O Lights ON with wipers (LOWW) W/ Headlights Interrupt:Diagram1-Combination2
L9 - Headlights W/Plowlights W/O Lights ON With Wipers (LOWW) W/O Headlights Interrupt:Diagram1-Combination1
L9 - Headlights W/Plowlights W/O Lights ON With Wipers (LOWW) W/O Headlights Interrupt:Diagram1-Combination2
L9 - Heating Ventilation & Air Conditioning (HVAC) (Auto Control head W/PT Transducer N/Low Pressure SW):Diagram1_HVAC
L9 - Heating Ventilation & Air Conditioning (HVAC) (Manual W/PT Transducer N/Low Pressure SW):Diagram1 - HVAC
L9 - Heating Ventilation & Air Conditioning (HVAC) Auto Temp Control:Diagram1 - HVAC
L9 - Heating Ventilation & Air Conditioning (HVAC) Manual:Diagram1
L9 - Power Lift Gate:Diagram1
L9 - Rear Lights Stop (Daisy Chain):Diagram1
L9 - Rear Lights Stop - Dual Assembly:Diagram1
L9 - Rear Lights Stop - Single Assembly:Diagram1
L9 - Trailer Interface (Lighting) – BLUNT CUT (Part of Electric Trailer Brakes):Diagram1
L9 - Trailer Interface (Lighting) – BLUNT CUT (Part of Electric Trailer Brakes) Option2:Diagram1
L9 - WORK LIGHT - 1 BULB:Diagram1-Combination1
L9 - WORK LIGHT - 1 BULB:Diagram1-Combination2

L9 - WORK LIGHT With BackUP - 1 BULB - Manual
 Trans:Diagram1-Combination1
 L9 - WORK LIGHT With BackUP - 1 BULB - Manual
 Trans:Diagram1-Combination2
 L9 - WORK LIGHT With BackUP - 1 BULB - Manual
 Trans:Diagram1-Combination3
 L9 - WORK LIGHT With BackUP - 1 BULB - Manual
 Trans:Diagram1-Combination4
 L9 - WORK LIGHT With BackUP Alarm - 1 BULB:Diagram1-Combination1
 L9 - WORK LIGHT With BackUP Alarm - 1 BULB:Diagram1-Combination2
 L9 - WORK LIGHT With RKE 1 BULB:Diagram1-Combination1
 L9 - WORK LIGHT With RKE 1 BULB:Diagram1-Combination2
 L9 - Work Lights LED With Switch Pack - Day Cab:Diagram1-Combination1
 L9 - Work Lights LED With Switch Pack - Day Cab:Diagram1-Combination2

Mates

MODU-BCM-A000-10-00

Name	Terminal Part Number	V-Min	Name	Wire Part Number	Wire CSA	Wire Spec	Wire Material description	Wire Color Description	Wire Length	End2 Terminal Part Number	End2 Pin Name	End2 Connector
A	-	-	VG57T	3510303 R1	4.81	10.0	Thin Wall XLPE Primary Cable	LIGHT GREEN	720.0	-	6	1701F
A	-	-	VG57T	3510303 R1	4.81	10.0	Thin Wall XLPE Primary Cable	LIGHT GREEN	720.0	-	6	1701
A	-	-	YU57A	3510318 R1	1.16	16.0	Thin Wall XLPE Primary Cable	ORANGE	815.0	-	-	-
A	-	-	ZT65	3510318 R1	1.16	16.0	Thin Wall XLPE Primary Cable	ORANGE	720.0	-	68	1701

Name	Terminal Part Number	V-Min	Name	Wire Part Number	Wire CSA	Wire Spec	Wire Material description	Wire Color Description	Wire Length	End2 Terminal Part Number	End2 Pin Name	End2 Connector
A	-	-	YF52B	3510337 R1	1.91	14.0	Thin Wall XLPE Primary Cable	YELLOW 2	640.0	-	-	-
B	-	-	VG56T	3510339 R1	4.81	10.0	Thin Wall XLPE Primary Cable	YELLOW 2	720.0	-	5	1701F
B	-	-	VG56T	3510339 R1	4.81	10.0	Thin Wall XLPE Primary Cable	YELLOW 2	720.0	-	5	1701
B	-	-	XV56AA	3510318 R1	1.16	16.0	Thin Wall XLPE Primary Cable	ORANGE	815.0	-	-	-
C	-	-	SA77	2643678 R1	1.16	16.0	Std. Wall XLPE Primary Cable	LIGHT GREEN	2865.0	-	-	-
C	-	-	SA77	2643678 R1	1.16	16.0	Std. Wall XLPE Primary Cable	LIGHT GREEN	2865.0	-	65	A01_170 3M
C	-	-	SA77	2643678 R1	1.16	16.0	Std. Wall XLPE Primary Cable	LIGHT GREEN	2865.0	-	65	1703M
C	-	-	SA77	2643678 R1	1.16	16.0	Std. Wall XLPE Primary Cable	LIGHT GREEN	2865.0	-	65	A31_170 3M

Name	Terminal Part Number	V-Min	Name	Wire Part Number	Wire CSA	Wire Spec	Wire Material description	Wire Color Description	Wire Length	End2 Terminal Part Number	End2 Pin Name	End2 Connector
D	-	-	YL56A	3510318 R1	1.16	16.0	Thin Wall XLPE Primary Cable	ORANGE	1180.0	-	-	-
D	-	-	YN56A	3510319 R1	1.91	14.0	Thin Wall XLPE Primary Cable	ORANGE	720.0	-	2	1701
D	-	-	YM56A	3510319 R1	1.91	14.0	Thin Wall XLPE Primary Cable	ORANGE	720.0	-	2	1701
D	-	-	YN56A	3510319 R1	1.91	14.0	Thin Wall XLPE Primary Cable	ORANGE	720.0	-	2	1701F
D	-	-	YN56A	3510319 R1	1.91	14.0	Thin Wall XLPE Primary Cable	ORANGE	720.0	-	-	-
E	-	-	AA85	3510312 R1	1.16	16.0	Thin Wall XLPE Primary Cable	GREY	640.0	-	21	A01_1700
E	-	-	AA85	3510312 R1	1.16	16.0	Thin Wall XLPE Primary Cable	GREY	640.0	-	21	1700
E	-	-	AA85	3510312 R1	1.16	16.0	Thin Wall XLPE Primary Cable	GREY	640.0	-	-	-


Name	Terminal Part Number	V-Min	Name	Wire Part Number	Wire CSA	Wire Spec	Wire Material description	Wire Color Description	Wire Length	End2 Terminal Part Number	End2 Pin Name	End2 Connector
F	-	-	YJ64A	3510336 R1	1.16	16.0	Thin Wall XLPE Primary Cable	YELLOW 2	640.0	-	22	1700
F	-	-	YJ64A	3510336 R1	1.16	16.0	Thin Wall XLPE Primary Cable	YELLOW 2	640.0	-	-	-
F	-	-	YJ64A	3510336 R1	1.16	16.0	Thin Wall XLPE Primary Cable	YELLOW 2	640.0	-	22	A01_1700
G	-	-	ZT65	3510318 R1	1.16	16.0	Thin Wall XLPE Primary Cable	ORANGE	720.0	-	-	-
G	-	-	ZT65	3510318 R1	1.16	16.0	Thin Wall XLPE Primary Cable	ORANGE	720.0	-	68	1701
H	-	-	YG52A	3510337 R1	1.91	14.0	Thin Wall XLPE Primary Cable	YELLOW 2	1440.0	-	1	1873D
H	-	-	YG52A	3510337 R1	1.91	14.0	Thin Wall XLPE Primary Cable	YELLOW 2	1440.0	-	-	-
H	-	-	YF52A	3510337 R1	1.91	14.0	Thin Wall XLPE Primary Cable	YELLOW 2	640.0	-	-	-

Name	Terminal Part Number	V-Min	Name	Wire Part Number	Wire CSA	Wire Spec	Wire Material description	Wire Color Description	Wire Length	End2 Terminal Part Number	End2 Pin Name	End2 Connector
H	-	-	YF52A	3510337 R1	1.91	14.0	Thin Wall XLPE Primary Cable	YELLOW 2	640.0	-	1	1700
H	-	-	YF52A	3510337 R1	1.91	14.0	Thin Wall XLPE Primary Cable	YELLOW 2	640.0	-	1	A01_1700
H	-	-	YG52A	3510337 R1	1.91	14.0	Thin Wall XLPE Primary Cable	YELLOW 2	1440.0	-	1	A01_1873D
H	-	-	AQ52AA	-	0.0	14.0	-	YELLOW 2	0.0	-	10	A01_1700
J	-	-	KP112	3510312 R1	1.16	16.0	Thin Wall XLPE Primary Cable	GREY	720.0	-	66	1701
J	-	-	KP112	3510312 R1	1.16	16.0	Thin Wall XLPE Primary Cable	GREY	720.0	-	-	-
K	-	-	YJ64B	3510336 R1	1.16	16.0	Thin Wall XLPE Primary Cable	YELLOW 2	640.0	-	23	1700
K	-	-	YJ64B	3510336 R1	1.16	16.0	Thin Wall XLPE Primary Cable	YELLOW 2	640.0	-	-	-
K	-	-	YJ64B	3510336 R1	1.16	16.0	Thin Wall XLPE Primary Cable	YELLOW 2	640.0	-	23	A01_1700

Name	Terminal Part Number	V-Min	Name	Wire Part Number	Wire CSA	Wire Spec	Wire Material description	Wire Color Description	Wire Length	End2 Terminal Part Number	End2 Pin Name	End2 Connector
L	-	-	YG52B	3510337 R1	1.91	14.0	Thin Wall XLPE Primary Cable	YELLOW 2	1480.0	-	1	1873E
L	-	-	YF52B	3510337 R1	1.91	14.0	Thin Wall XLPE Primary Cable	YELLOW 2	640.0	-	-	-
L	-	-	YG52B	3510337 R1	1.91	14.0	Thin Wall XLPE Primary Cable	YELLOW 2	1480.0	-	-	-
L	-	-	YF52B	3510337 R1	1.91	14.0	Thin Wall XLPE Primary Cable	YELLOW 2	640.0	-	3	1700
L	-	-	YF52B	3510337 R1	1.91	14.0	Thin Wall XLPE Primary Cable	YELLOW 2	640.0	-	3	A01_1700
L	-	-	YG52B	3510337 R1	1.91	14.0	Thin Wall XLPE Primary Cable	YELLOW 2	1480.0	-	1	A01_1873E
L	-	-	AQ52BB	-	0.0	14.0	-	YELLOW 2	0.0	-	11	A01_1700
M	-	-	YN57A	3510319 R1	1.91	14.0	Thin Wall XLPE Primary Cable	ORANGE	720.0	-	3	1701
M	-	-	YL57C	3510318 R1	1.16	16.0	Thin Wall XLPE Primary Cable	ORANGE	1180.0	-	-	-


Name	Terminal Part Number	V-Min	Name	Wire Part Number	Wire CSA	Wire Spec	Wire Material description	Wire Color Description	Wire Length	End2 Terminal Part Number	End2 Pin Name	End2 Connect or
M	-	-	YM57A	3510319 R1	1.91	14.0	Thin Wall XLPE Primary Cable	ORANGE	720.0	-	3	1701
M	-	-	YN57A	3510319 R1	1.91	14.0	Thin Wall XLPE Primary Cable	ORANGE	720.0	-	3	1701F
M	-	-	YN57A	3510319 R1	1.91	14.0	Thin Wall XLPE Primary Cable	ORANGE	720.0	-	-	-

Connector Name J1
 Part Number RING-E-1-2_0
 Instances B6.7/L9 - Maxwell 12V Ultracapacitor Engine Start Module (ESM):Diagram1
 Mates MOT-STARTER-5024-01-03A




Name	Terminal Part Number	V-Min	Name	Wire Part Number	Wire CSA	Wire Spec	Wire Material description	Wire Color Description	Wire Length	End2 Terminal Part Number	End2 Pin Name	End2 Connector
A	-	-	WIRE416323	-	0.0	-	-	-	0.0	-	A	6049_C

Connector Name J1
 Part Number RING-M-5_0
 Instances B6.7 - Delco Remy 28SI Alternator W/Sensor:Diagram1
 Mates DEV-Delco_Remy_28SI_Alternator-4004-01-05A



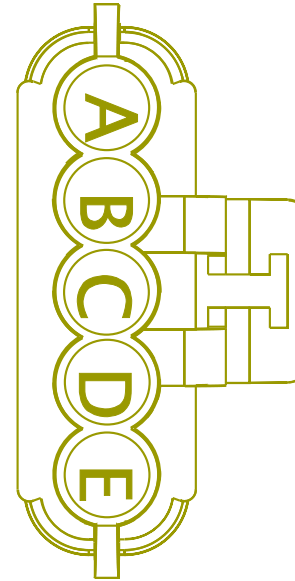
Name	Terminal Part Number	V-Min	Name	Wire Part Number	Wire CSA	Wire Spec	Wire Material description	Wire Color Description	Wire Length	End2 Terminal Part Number	End2 Pin Name	End2 Connector
1	-	-	7A	3510366 R1	1.16	16.0	Thin Wall XLPE Primary Cable	RED	3300.0	-	B	K22_1F

Connector Name J1
 Part Number RING-10_0
 Instances B6.7 - Delco Remy 36SI Alternator W/Sensor:Diagram1
 Mates DEV-Delco_Remy_36SI_Alternator-4004-01-07A



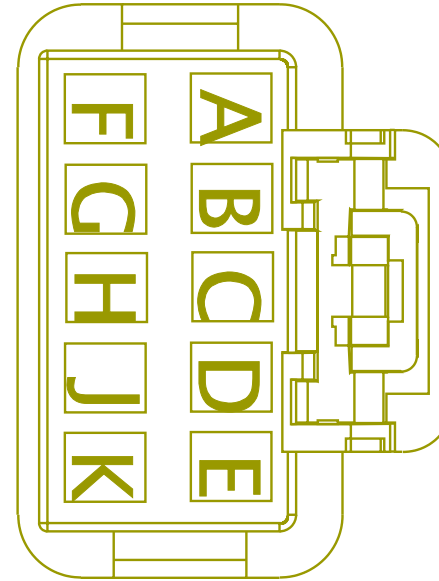
Name	Terminal Part Number	V-Min	Name	Wire Part Number	Wire CSA	Wire Spec	Wire Material description	Wire Color Description	Wire Length	End2 Terminal Part Number	End2 Pin Name	End2 Connector
1	-	-	7A	3510366 R1	1.16	16.0	Thin Wall XLPE Primary Cable	RED	3300.0	-	B	K22_1F

Connector Name J1
 Part Number 1661375C2
 Instances B6.7/L9 - Heated Windshield:Diagram1
 Mates HTR-WINDSHIELD-6001-01-01A



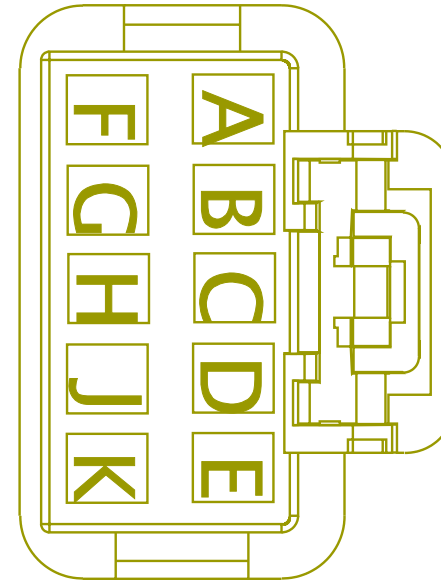
Name	Terminal Part Number	V-Min	Name	Wire Part Number	Wire CSA	Wire Spec	Wire Material description	Wire Color Description	Wire Length	End2 Terminal Part Number	End2 Pin Name	End2 Connector
A	-	-	RK78-GB	3510362 R1	3.01	12.0	Thin Wall XLPE Primary Cable	WHITE	2505.0	-	-	-

Connector Name J2 - 1604
 Part Number 3598710C1
 Instances B6.7 - License Plate Light (Tail Light Single Assy.) W/Less
 Power Module:Diagram1
 Mates MODU-BCM-A000-10-00



Name	Terminal Part Number	V-Min	Name	Wire Part Number	Wire CSA	Wire Spec	Wire Material description	Wire Color Description	Wire Length	End2 Terminal Part Number	End2 Pin Name	End2 Connector
G	-	-	YP54	3510306 R1	1.16	16.0	Thin Wall XLPE Primary Cable	BROWN	1205.0	-	-	-

Connector Name J2-1604
Part Number 3598710C1
Instances B6.7 - Body Builder Lighting - Separate Turn and Stop Lamps (Blunt Cut):Diagram1
B6.7 - Body Builder Lighting - Separate Turn and Stop Lamps (Blunt Cut) Option2:Diagram1
B6.7 - Directional Signal (Turn) W/ DAISY CHAIN BOX LAMPS:Diagram1
B6.7 - Directional Signal (Turn) W/ Daisy Chain Box Lamps W/ Plow Lights:Diagram1
B6.7 - Directional Signal (Turn) W/ LED BOX LAMPS:Diagram1
B6.7 - Directional Signal (Turn) W/ LED BOX LAMPS W/Plow Lights:Diagram1
B6.7 - Directional Signal (Turn) W/ Single Tail Board W/Hazard SW:Diagram1
B6.7 - Directional Signal (Turn) W/ Single Tail Board W/Plow Lights:Diagram1
B6.7 - Front Marker Lights N/ PLow Lights:Diagram1
B6.7 - Front Marker Lights W/ Plow Lights:Diagram1
B6.7 - Headlight W/Plowlights, W/LOWW, W/O Interrupt:Diagram1-Combination1
B6.7 - Headlight W/Plowlights, W/LOWW, W/O Interrupt:Diagram1-Combination2
B6.7 - Headlight W/Plowlights, W/O LOWW, W/O Interrupt:Diagram1-Combination1
B6.7 - Headlight W/Plowlights, W/O LOWW, W/O Interrupt:Diagram1-Combination2
B6.7 - Headlights W 10PIN CLK W/LOWW W/O Interrupt:Diagram1-Combination1
B6.7 - Headlights W 10PIN CLK W/LOWW W/O Interrupt:Diagram1-Combination2
B6.7 - Headlights W 10PIN CLK W/LOWW W/ Interrupt:Diagram1-Combination1
B6.7 - Headlights W 10PIN CLK W/LOWW W/ Interrupt:Diagram1-Combination2
B6.7 - Headlights W/O Lights ON with wipers (LOWW) W/ Headlights Interrupt:Diagram1-Combination1
B6.7 - Headlights W/O Lights ON with wipers (LOWW) W/ Headlights Interrupt:Diagram1-Combination2
B6.7 - Headlights W/O Lights ON With Wipers (LOWW) W/O Headlights Interrupt:Diagram1-Combination1
B6.7 - Headlights W/O Lights ON With Wipers (LOWW) W/O Headlights Interrupt:Diagram1-Combination2



B6.7 - Headlights W/PlowLights, W/LOWW, W/
Interrupt:Diagram1-Combination1
B6.7 - Headlights W/PlowLights, W/LOWW, W/
Interrupt:Diagram1-Combination2
B6.7 - Headlights W/PlowLights, W/O LOWW, W/
Interrupt:Diagram1-Combination1
B6.7 - Headlights W/PlowLights, W/O LOWW, W/
Interrupt:Diagram1-Combination2
B6.7 - Rear Light (LED BOX LAMP Tail Light):Diagram1
B6.7 - Rear Light (Tail Light):Diagram1
B6.7 - Rear Light (Tail Light) W Daisy Chain pair of Box
Lamps:Diagram1
B6.7 - Rear Light Tail Light:Diagram1
B6.7 - Trailer Interface (Lighting) – BLUNT CUT (Part of Electric
Trailer Brakes):Diagram1
B6.7 - Trailer Interface (Lighting) – BLUNT CUT (Part of Electric
Trailer Brakes) Option2:Diagram1
B6.7 - Windshield Wipers:Diagram1
B6.7/L9 - Body Control Module (BCM):Connector J2-1604
B6.7/L9 - Cab Dome Light W/Classic Trim:Diagram1
B6.7/L9 - Cab Dome Light W/ Combo in Diamond
Trim:Diagram1
B6.7/L9 - Clearance and Identification Lights:Diagram1
B6.7/L9 - Courtesy Light Crew Cab:Diagram1
B6.7/L9 - Courtesy Light Day Cab:Diagram1
B6.7/L9 - Directional Signals (Turn) (HALOGEN) W/ Plow Lights
W/O Fender Lights:Diagram1
B6.7/L9 - Directional Signals (Turn) (HALOGEN) W/ Plow Lights
W/O Fender Lights:Diagram2-20" Frame
B6.7/L9 - Directional Signals (Turn) (HALOGEN) W/O Plow
Lights W/O Fender Lights:Diagram1
B6.7/L9 - Directional Signals (Turn) (HALOGEN) W/O Plow
Lights W/O Fender Lights:Diagram2- 20" Frame
B6.7/L9 - Directional Signals (Turn) (LED CAN) W/ Plow Lights
W/O Fender Lights:Diagram1
B6.7/L9 - Directional Signals (Turn) (LED CAN) W/ Plow Lights
W/O Fender Lights:Diagram2- 20" Frame
B6.7/L9 - Headlights (Halogen) W/ Plow Lights:Diagram1-
LCM-0009-W/LOAD SHED
B6.7/L9 - Headlights (Halogen) W/ Plow Lights:Diagram2-
LCM-0009B-N/LOAD SHED
B6.7/L9 - Headlights (Halogen) W/O Plow Lights:Diagram1-
LCM-0009-W/LOAD SHED

B6.7/L9 - Headlights (Halogen) W/O Plow Lights:Diagram2-
LCM-0009B-N/LOAD SHED
B6.7/L9 - Headlights (Halogen) W/O Plow Lights:Diagram3-20"
FRAME-LCM-0009-W/LOAD SHED
B6.7/L9 - Headlights (Halogen) W/O Plow Lights:Diagram4-20"
FRAME-LCM-0009B-N/LOAD SHED
B6.7/L9 - Headlights (LED CAN) W/ Plow Lights:Diagram1-
LCM-0009-W/LOAD SHED
B6.7/L9 - Headlights (LED CAN) W/ Plow Lights:Diagram2-
LCM-0009B-N/LOAD SHED
B6.7/L9 - Headlights (LED CAN) W/ Plow Lights:Diagram3-20"
FRAME-LCM-0009-W/LOAD SHED
B6.7/L9 - Headlights (LED CAN) W/ Plow Lights:Diagram4-20"
FRAME-LCM-0009B-N/LOAD SHED
B6.7/L9 - Marker Lighting (Halogen Headlights) N/Plowlight N/
Fender N/Guide Posts:Diagram1
B6.7/L9 - Marker Lighting (Halogen Headlights) N/Plowlight N/
Fender N/Guide Posts:Diagram2- 20" Frame
B6.7/L9 - Marker Lighting (Halogen Headlights) N/Plowlights N/
Fender W/Guide Posts:Diagram1
B6.7/L9 - Marker Lighting (Halogen Headlights) N/Plowlights N/
Fender W/Guide Posts:Diagram2-20" Frame
B6.7/L9 - Marker Lighting (Halogen Headlights) W/Plowlight N/
Fender N/Guide Posts:Diagram1
B6.7/L9 - Marker Lighting (Halogen Headlights) W/Plowlight N/
Fender N/Guide Posts:Diagram2-20" Frame
B6.7/L9 - Marker Lighting (LED CAN Headlamp) N/Plow Lts N/
Fender Lts W/Guide Posts:Diagram1
B6.7/L9 - Marker Lighting (LED CAN Headlamp) N/Plow Lts N/
Fender Lts W/Guide Posts:Diagram2-20" Frame
B6.7/L9 - Marker Lighting (LED CAN Headlamp) W/Plow Lts N/
Fender Lts N/Guide Posts:Diagram1
B6.7/L9 - Marker Lighting (LED CAN Headlamp) W/Plow Lts N/
Fender Lts N/Guide Posts:Diagram2-20" Frame
B6.7/L9 - Mirror Lighting (Turns and Markers W/ Door
Pods):Diagram1
B6.7/L9 - Mirror Lighting (Turns and Markers W/O Door
Pods):Diagram1
L9 - Body Builder Lighting - Combined Turn and Stop Lamps
(Automatic):Diagram1-Combination1
L9 - Body Builder Lighting - Combined Turn and Stop Lamps
(Automatic):Diagram1-Combination2
L9 - Body Builder Lighting - Combined Turn and Stop Lamps
(Manual) Option2:Diagram1-Combination1

L9 - Body Builder Lighting - Combined Turn and Stop Lamps
(Manual) Option2:Diagram1-Combination2
L9 - Body Builder Lighting - Combined Turn and Stop Lamps
(Manual) Option2:Diagram1-Combination3
L9 - Body Builder Lighting - Combined Turn and Stop Lamps
(Manual) Option2:Diagram1-Combination4
L9 - Body Builder Lighting - Separate Turn and Stop Lamps
(Blunt Cut):Diagram1
L9 - Body Builder Lighting - Separate Turn and Stop Lamps
(Blunt Cut) Option2:Diagram1
L9 - Collision Avoidance System (Warning):Diagram1
L9 - Directional Signal (Turn) W/ DAISY CHAIN BOX
LAMPS:Diagram1
L9 - Directional Signal (Turn) W/ Daisy Chain Box Lamps W/
Plow Lights:Diagram1
L9 - Directional Signal (Turn) W/ LED BOX LAMPS:Diagram1
L9 - Directional Signal (Turn) W/ LED BOX LAMPS W/Plow
Lights:Diagram1
L9 - Directional Signal (Turn) W/ Single Tail Board W/Hazard
SW:Diagram1
L9 - Directional Signal (Turn) W/ Single Tail Board W/Plow
Lights:Diagram1
L9 - Front Marker Lights N/ PLow Lights:Diagram1
L9 - Front Marker Lights W/ Plow Lights:Diagram1
L9 - Headlight W/Plowlights W/LOWW W/O Headlight Interrupt
-10 PIN CLK:Diagram1-Combination1
L9 - Headlight W/Plowlights W/LOWW W/O Headlight Interrupt
-10 PIN CLK:Diagram1-Combination2
L9 - Headlights W 10PIN CLK W/LOWW W/Interrupt:Diagram1-
Combination1
L9 - Headlights W 10PIN CLK W/LOWW W/Interrupt:Diagram1-
Combination2
L9 - Headlights W 10PIN CLK W/LOWW W/O
Interrupt:Diagram1-Combination1
L9 - Headlights W 10PIN CLK W/LOWW W/O
Interrupt:Diagram1-Combination2
L9 - Headlights W/O Lights ON With Wipers (LOWW) W/O
Headlights Interrupt:Diagram1-Combination1
L9 - Headlights W/O Lights ON With Wipers (LOWW) W/O
Headlights Interrupt:Diagram1-Combination2
L9 - Headlights W/O Lights ON with wipers (LOWW) W/
Headlights Interrupt:Diagram1-Combination1
L9 - Headlights W/O Lights ON with wipers (LOWW) W/
Headlights Interrupt:Diagram1-Combination2

L9 - Headlights W/PlowLights W/Headlight Interrupt -10PIN CLK
 W/LOWW W/Interrupt:Diagram1-Combination1
 L9 - Headlights W/PlowLights W/Headlight Interrupt -10PIN CLK
 W/LOWW W/Interrupt:Diagram1-Combination2
 L9 - Headlights W/PlowLights W/O Lights ON with wipers
 (LOWW) W/ Headlights Interrupt:Diagram1-Combination1
 L9 - Headlights W/PlowLights W/O Lights ON with wipers
 (LOWW) W/ Headlights Interrupt:Diagram1-Combination2
 L9 - Headlights W/Plowlights W/O Lights ON With Wipers
 (LOWW) W/O Headlights Interrupt:Diagram1-Combination1
 L9 - Headlights W/Plowlights W/O Lights ON With Wipers
 (LOWW) W/O Headlights Interrupt:Diagram1-Combination2
 L9 - License Plate Light (LED BOX LAMP Daisy Chain Tail
 Light):Diagram1
 L9 - License Plate Light (LED BOX LAMP Tail Light):Diagram1
 L9 - License Plate Light (Tail Light Single Assy):Diagram1
 L9 - License Plate Light (Tail Light Single Assy)
 Option2:Diagram1
 L9 - License Plate Light (Tail Light Single Assy)
 Option3:Diagram1
 L9 - License Plate Light (Tail Light Single Assy) W/Less Power
 Module:Diagram1
 L9 - Rear Light (LED BOX LAMP Tail Light):Diagram1
 L9 - Rear Light (Tail Light):Diagram1
 L9 - Rear Light (Tail Light) W/Daisy Chain pair of Box
 Lamps:Diagram1
 L9 - Trailer Interface (Lighting) – BLUNT CUT (Part of Electric
 Trailer Brakes):Diagram1
 L9 - Trailer Interface (Lighting) – BLUNT CUT (Part of Electric
 Trailer Brakes) Option2:Diagram1
 L9 - Windshield Wipers:Diagram1

Mates

MODU-BCM-A000-10-00

Name	Terminal Part Number	V-Min	Name	Wire Part Number	Wire CSA	Wire Spec	Wire Material description	Wire Color Description	Wire Length	End2 Terminal Part Number	End2 Pin Name	End2 Connect or
A	-	-	AA82	3510312 R1	1.16	16.0	Thin Wall XLPE Primary Cable	GREY	2135.0	-	X	-

Name	Terminal Part Number	V-Min	Name	Wire Part Number	Wire CSA	Wire Spec	Wire Material description	Wire Color Description	Wire Length	End2 Terminal Part Number	End2 Pin Name	End2 Connector
A	-	-	YF53B	3510337 R1	1.91	14.0	Thin Wall XLPE Primary Cable	YELLOW 2	675.0	-	-	-
B	-	-	YG53A	3510337 R1	1.91	14.0	Thin Wall XLPE Primary Cable	YELLOW 2	1555.0	-	1	1873F
B	-	-	YG53A	3510337 R1	1.91	14.0	Thin Wall XLPE Primary Cable	YELLOW 2	1555.0	-	-	-
B	-	-	YF53A	3510337 R1	1.91	14.0	Thin Wall XLPE Primary Cable	YELLOW 2	675.0	-	-	-
B	-	-	YF53A	3510337 R1	1.91	14.0	Thin Wall XLPE Primary Cable	YELLOW 2	675.0	-	2	1700
B	-	-	YF53A	3510337 R1	1.91	14.0	Thin Wall XLPE Primary Cable	YELLOW 2	675.0	-	2	A01_1700
B	-	-	YG96A	3510335 R1	0.79	18.0	Thin Wall XLPE Primary Cable	YELLOW 2	1575.0	-	-	-
B	-	-	AQ53A	-	0.0	14.0	-	YELLOW 2	0.0	-	8	A01_1700
C	-	-	YM56	3510318 R1	1.16	16.0	Thin Wall XLPE Primary Cable	ORANGE	675.0	-	14	1700

Name	Terminal Part Number	V-Min	Name	Wire Part Number	Wire CSA	Wire Spec	Wire Material description	Wire Color Description	Wire Length	End2 Terminal Part Number	End2 Pin Name	End2 Connect or
C	-	-	XZ56	3510318 R1	1.16	16.0	Thin Wall XLPE Primary Cable	ORANGE	375.0	-	X	-
C	-	-	YT56B	3510318 R1	1.16	16.0	Thin Wall XLPE Primary Cable	ORANGE	675.0	-	14	1700
C	-	-	YN56	3510317 R1	0.79	18.0	Thin Wall XLPE Primary Cable	ORANGE	375.0	-	X	-
C	-	-	AAH56B	-	0.0	16.0	-	ORANGE	0.0	-	14	A01_1700
C	-	-	YT56B	3510318 R1	1.16	16.0	Thin Wall XLPE Primary Cable	ORANGE	675.0	-	-	-
C	-	-	XZ56	3510318 R1	1.16	16.0	Thin Wall XLPE Primary Cable	ORANGE	375.0	-	-	-
C	-	-	YM56	3510318 R1	1.16	16.0	Thin Wall XLPE Primary Cable	ORANGE	675.0	-	-	-
C	-	-	YN56	3510317 R1	0.79	18.0	Thin Wall XLPE Primary Cable	ORANGE	375.0	-	-	-
C	-	-	AAF56	-	0.0	18.0	-	ORANGE	0.0	-	X	-
C	-	-	YT57B	3510318 R1	1.16	16.0	Thin Wall XLPE Primary Cable	ORANGE	675.0	-	15	1700

Name	Terminal Part Number	V-Min	Name	Wire Part Number	Wire CSA	Wire Spec	Wire Material description	Wire Color Description	Wire Length	End2 Terminal Part Number	End2 Pin Name	End2 Connector
C	-	-	YR57	3510318 R1	1.16	16.0	Thin Wall XLPE Primary Cable	ORANGE	675.0	-	15	1700
C	-	-	YK57	3510318 R1	1.16	16.0	Thin Wall XLPE Primary Cable	ORANGE	430.0	-	X	-
D	-	-	VP68	3510308 R1	3.01	12.0	Thin Wall XLPE Primary Cable	BROWN	485.0	-	X	-
D	-	-	VG68T	3510308 R1	3.01	12.0	Thin Wall XLPE Primary Cable	BROWN	755.0	-	8	1701
D	-	-	VL68T	3510308 R1	3.01	12.0	Thin Wall XLPE Primary Cable	BROWN	485.0	-	X	-
D	-	-	VR68T	3510308 R1	3.01	12.0	Thin Wall XLPE Primary Cable	BROWN	485.0	-	X	-
D	-	-	VT68TA	3510308 R1	3.01	12.0	Thin Wall XLPE Primary Cable	BROWN	485.0	-	X	-
E	-	-	AA11-GKC	3510362 R1	3.01	12.0	Thin Wall XLPE Primary Cable	WHITE	855.0	-	-	-


Name	Terminal Part Number	V-Min	Name	Wire Part Number	Wire CSA	Wire Spec	Wire Material description	Wire Color Description	Wire Length	End2 Terminal Part Number	End2 Pin Name	End2 Connector
F	-	-	VM58T	3510308 R1	3.01	12.0	Thin Wall XLPE Primary Cable	BROWN	455.0	-	X	-
F	-	-	VG58T	3510308 R1	3.01	12.0	Thin Wall XLPE Primary Cable	BROWN	755.0	-	7	1701
F	-	-	VR58T	3510308 R1	3.01	12.0	Thin Wall XLPE Primary Cable	BROWN	455.0	-	X	-
F	-	-	VP58	3510308 R1	3.01	12.0	Thin Wall XLPE Primary Cable	BROWN	455.0	-	X	-
F	-	-	VL58T	3510308 R1	3.01	12.0	Thin Wall XLPE Primary Cable	BROWN	455.0	-	X	-
G	-	-	YP54	3510306 R1	1.16	16.0	Thin Wall XLPE Primary Cable	BROWN	1205.0	-	-	-
H	-	-	YG53B	3510337 R1	1.91	14.0	Thin Wall XLPE Primary Cable	YELLOW 2	1595.0	-	1	1873G
H	-	-	YG53B	3510337 R1	1.91	14.0	Thin Wall XLPE Primary Cable	YELLOW 2	1595.0	-	-	-

Name	Terminal Part Number	V-Min	Name	Wire Part Number	Wire CSA	Wire Spec	Wire Material description	Wire Color Description	Wire Length	End2 Terminal Part Number	End2 Pin Name	End2 Connector
H	-	-	YF53B	3510337 R1	1.91	14.0	Thin Wall XLPE Primary Cable	YELLOW 2	675.0	-	-	-
H	-	-	YF53B	3510337 R1	1.91	14.0	Thin Wall XLPE Primary Cable	YELLOW 2	675.0	-	4	1700
H	-	-	YF53B	3510337 R1	1.91	14.0	Thin Wall XLPE Primary Cable	YELLOW 2	675.0	-	4	A01_1700
H	-	-	YG53B	3510337 R1	1.91	14.0	Thin Wall XLPE Primary Cable	YELLOW 2	1595.0	-	1	A01_187 3G
H	-	-	AQ53B	-	0.0	14.0	-	YELLOW 2	0.0	-	9	A01_1700
J	-	-	WJ63	3510353 R1	0.79	18.0	Thin Wall XLPE Primary Cable	DARK BLUE	490.0	-	X	-
J	-	-	WF63	3510353 R1	0.79	18.0	Thin Wall XLPE Primary Cable	DARK BLUE	680.0	-	4	2000
J	-	-	WJ63	3510353 R1	0.79	18.0	Thin Wall XLPE Primary Cable	DARK BLUE	490.0	-	-	-
J	-	-	WG63	3510353 R1	0.79	18.0	Thin Wall XLPE Primary Cable	DARK BLUE	490.0	-	-	-

Name	Terminal Part Number	V-Min	Name	Wire Part Number	Wire CSA	Wire Spec	Wire Material description	Wire Color Description	Wire Length	End2 Terminal Part Number	End2 Pin Name	End2 Connect or
J	-	-	WF63	3510353 R1	0.79	18.0	Thin Wall XLPE Primary Cable	DARK BLUE	680.0	-	-	-
K	-	-	YT57B	3510318 R1	1.16	16.0	Thin Wall XLPE Primary Cable	ORANGE	675.0	-	15	1700
K	-	-	YR57	3510318 R1	1.16	16.0	Thin Wall XLPE Primary Cable	ORANGE	675.0	-	15	1700
K	-	-	YK57	3510318 R1	1.16	16.0	Thin Wall XLPE Primary Cable	ORANGE	430.0	-	X	-
K	-	-	AAT57B	-	0.0	16.0	-	ORANGE	0.0	-	15	A01_1700
K	-	-	YK57	3510318 R1	1.16	16.0	Thin Wall XLPE Primary Cable	ORANGE	430.0	-	-	-
K	-	-	YR57	3510318 R1	1.16	16.0	Thin Wall XLPE Primary Cable	ORANGE	675.0	-	-	-
K	-	-	YT57B	3510318 R1	1.16	16.0	Thin Wall XLPE Primary Cable	ORANGE	675.0	-	-	-
K	-	-	AAR57	-	0.0	16.0	-	ORANGE	0.0	-	X	-
K	-	-	YT56B	3510318 R1	1.16	16.0	Thin Wall XLPE Primary Cable	ORANGE	675.0	-	14	1700

Name	Terminal Part Number	V-Min	Name	Wire Part Number	Wire CSA	Wire Spec	Wire Material description	Wire Color Description	Wire Length	End2 Terminal Part Number	End2 Pin Name	End2 Connector
K	-	-	YM56	3510318 R1	1.16	16.0	Thin Wall XLPE Primary Cable	ORANGE	675.0	-	14	1700
K	-	-	XZ56	3510318 R1	1.16	16.0	Thin Wall XLPE Primary Cable	ORANGE	375.0	-	X	-
K	-	-	YN56	3510317 R1	0.79	18.0	Thin Wall XLPE Primary Cable	ORANGE	375.0	-	X	-


Connector Name J2
 Part Number RING-E-1-2_0
 Instances B6.7 - Bosch LH160_LH200 Alternator:Diagram1-Combination1
 B6.7 - Bosch LH160_LH200 Alternator:Diagram1-Combination2
 B6.7 - Delco Remy 28SI Alternator W/Sensor:Diagram1
 B6.7 - Delco Remy 36SI Alternator W/Sensor:Diagram1
 B6.7 - Leece-Neville - LN 325A Alternator W/Sensor:Diagram1
 B6.7 - Leece-Neville AVI160 Alternator:Diagram1-Combination1
 B6.7 - Leece-Neville AVI160 Alternator:Diagram1-Combination2
 B6.7 - Leece-Neville AVI160-210A/240A Alternator W/
 Sensor:Diagram1
 Mates MOT-STARTER-5024-01-04



Name	Terminal Part Number	V-Min	Name	Wire Part Number	Wire CSA	Wire Spec	Wire Material description	Wire Color Description	Wire Length	End2 Terminal Part Number	End2 Pin Name	End2 Connector
A	-	-	VH2-G	2645934 R1	39.43	1.0	SGR 125	BLACK	2880.0	-	A	400
A	-	-	VC2-G	3592742 R1	39.43	1.0	Std. Wall XLPE Battery Cable	WHITE	1390.0	-	A	400
A	-	-	VE2-G	3592742 R1	39.43	1.0	Std. Wall XLPE Battery Cable	WHITE	1375.0	-	A	430
A	-	-	BD2-G	3592741 R1	32.19	2.0	Std. Wall XLPE Battery Cable	WHITE	1375.0	-	A	420
A	-	-	WA2-G	3592741 R1	32.19	2.0	Std. Wall XLPE Battery Cable	WHITE	1390.0	-	A	400A

Name	Terminal Part Number	V-Min	Name	Wire Part Number	Wire CSA	Wire Spec	Wire Material description	Wire Color Description	Wire Length	End2 Terminal Part Number	End2 Pin Name	End2 Connector
A	-	-	VF2-G	3592737 R1	32.19	2.0	Std. Wall XLPE Battery Cable	BLACK	1375.0	-	A	410

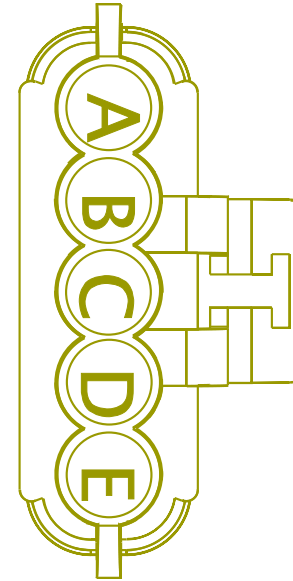
Connector Name J2
 Part Number RING-M-8_0
 Instances B6.7 - Cranking (Starter) GEN4 BODY CONTROL MODULE W/
 O Thermal Overcrank:Diagram1-Combination1
 B6.7 - Cranking (Starter) GEN4 BODY CONTROL MODULE W/
 O Thermal Overcrank:Diagram1-Combination2
 B6.7 - Cranking (Starter) GEN4 BODY CONTROL MODULE W/
 O Thermal Overcrank:Diagram1-Combination3
 B6.7 - Cranking (Starter) GEN4 BODY CONTROL MODULE W/
 O Thermal Overcrank:Diagram1-Combination4
 B6.7 - Cranking (Starter) GEN4 BODY CONTROL MODULE W/
 O Thermal Overcrank:Diagram1-Combination5
 Mates MOT-STARTER-5024-01-04



Name	Terminal Part Number	V-Min	Name	Wire Part Number	Wire CSA	Wire Spec	Wire Material description	Wire Color Description	Wire Length	End2 Terminal Part Number	End2 Pin Name	End2 Connector
A	-	-	VE2-G	3592742 R1	39.43	1.0	Std. Wall XLPE Battery Cable	WHITE	1375.0	-	A	430
A	-	-	VF2-G	3592737 R1	32.19	2.0	Std. Wall XLPE Battery Cable	BLACK	1375.0	-	A	410
A	-	-	BD2-G	3592741 R1	32.19	2.0	Std. Wall XLPE Battery Cable	WHITE	1375.0	-	A	420
A	-	-	VC2-G	3592742 R1	39.43	1.0	Std. Wall XLPE Battery Cable	WHITE	1390.0	-	A	400

Name	Terminal Part Number	V-Min	Name	Wire Part Number	Wire CSA	Wire Spec	Wire Material description	Wire Color Description	Wire Length	End2 Terminal Part Number	End2 Pin Name	End2 Connector
A	-	-	WA2-G	3592741 R1	32.19	2.0	Std. Wall XLPE Battery Cable	WHITE	1390.0	-	A	400A
A	-	-	14-G	2645235 R1	49.99	0.0	SGX FLEX 125C	BLACK	360.0	-	1	6049

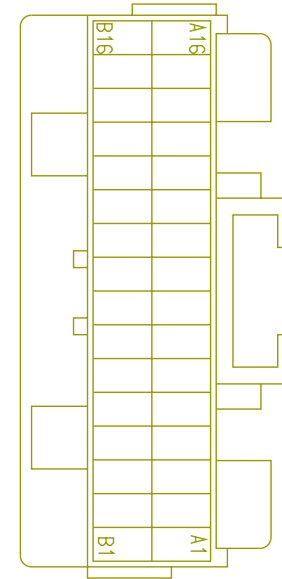
Connector Name J2
 Part Number 1661375C2
 Instances B6.7/L9 - Heated Windshield:Diagram1
 Mates HTR-WINDSHIELD-6001-01-01A



Name	Terminal Part Number	V-Min	Name	Wire Part Number	Wire CSA	Wire Spec	Wire Material description	Wire Color Description	Wire Length	End2 Terminal Part Number	End2 Pin Name	End2 Connector
A	-	-	RK78D	3510295 R1	1.91	14.0	Thin Wall XLPE Primary Cable	BLACK	2460.0	-	R1 - 87	1014

Connector Name J3-1600
Part Number 3598706C1
Instances

- B6.7 - 26" Fuel Tank:Diagram1-Combination1
- B6.7 - 26" Fuel Tank - Secondary:Diagram1-Combination1
- B6.7 - 26" Fuel Tank - Secondary:Diagram1-Combination2
- B6.7 - Brake Pressure (Auxiliary Gauge):Diagram1
- B6.7 - Brake Pressure (Virtual Gauge):Diagram1
- B6.7 - Brakes (Hydraulic):Diagram1
- B6.7 - City Horn (W/ 4PIN CLK & P. Brake):Diagram1-Combination1
- B6.7 - City Horn (W/ 4PIN CLK & P. Brake):Diagram1-Combination2
- B6.7 - City Horn (W/ 4PIN CLK):Diagram1-Combination1
- B6.7 - City Horn (W/ 4PIN CLK):Diagram1-Combination2
- B6.7 - City Horn (W/ 10PIN CLK & P. Brake):Diagram1
- B6.7 - City Horn (W/ 10PIN CLK):Diagram1
- B6.7 - City Horn W/4PIN CLK:Diagram1
- B6.7 - City Horn W/4PIN CLK:Diagram2-20" Frame
- B6.7 - City Horn W/10PIN CLK:Diagram1
- B6.7 - City Horn W/10PIN CLK:Diagram2-W/SNOW PLOW
- B6.7 - Clutch Monitoring (High and Low Switch to BCM):Diagram1
- B6.7 - Cranking Request (w/ Key Switch w/ BCM):Diagram1-Combination1
- B6.7 - Cranking Request (w/ Key Switch w/ BCM):Diagram1-Combination2
- B6.7 - Directional Signal (Turn) W/ DAISY CHAIN BOX LAMPS:Diagram1
- B6.7 - Directional Signal (Turn) W/ Daisy Chain Box Lamps W/ Plow Lights:Diagram1
- B6.7 - Directional Signal (Turn) W/ LED BOX LAMPS:Diagram1
- B6.7 - Directional Signal (Turn) W/ LED BOX LAMPS W/Plow Lights:Diagram1
- B6.7 - Directional Signal (Turn) W/ Single Tail Board W/Hazard SW:Diagram1
- B6.7 - Directional Signal (Turn) W/ Single Tail Board W/Plow Lights:Diagram1
- B6.7 - Headlight W/Plowlights, W/LOWW, W/O Interrupt:Diagram1-Combination1
- B6.7 - Headlight W/Plowlights, W/LOWW, W/O Interrupt:Diagram1-Combination2
- B6.7 - Headlight W/Plowlights, W/O LOWW, W/O Interrupt:Diagram1-Combination1



B6.7 - Headlight W/Plowlights, W/O LOWW, W/O
Interrupt:Diagram1-Combination2
B6.7 - Headlights W 10PIN CLK W/LOWW W/O
Interrupt:Diagram1-Combination1
B6.7 - Headlights W 10PIN CLK W/LOWW W/O
Interrupt:Diagram1-Combination2
B6.7 - Headlights W 10PIN CLK W/LOWW W/
Interrupt:Diagram1-Combination1
B6.7 - Headlights W 10PIN CLK W/LOWW W/
Interrupt:Diagram1-Combination2
B6.7 - Headlights W/O Lights ON with wipers (LOWW) W/
Headlights Interrupt:Diagram1-Combination1
B6.7 - Headlights W/O Lights ON with wipers (LOWW) W/
Headlights Interrupt:Diagram1-Combination2
B6.7 - Headlights W/O Lights ON With Wipers (LOWW) W/O
Headlights Interrupt:Diagram1-Combination1
B6.7 - Headlights W/O Lights ON With Wipers (LOWW) W/O
Headlights Interrupt:Diagram1-Combination2
B6.7 - Headlights W/PlowLights, W/LOWW, W/
Interrupt:Diagram1-Combination1
B6.7 - Headlights W/PlowLights, W/LOWW, W/
Interrupt:Diagram1-Combination2
B6.7 - Headlights W/PlowLights, W/O LOWW, W/
Interrupt:Diagram1-Combination1
B6.7 - Headlights W/PlowLights, W/O LOWW, W/
Interrupt:Diagram1-Combination2
B6.7 - Heating Ventilation & Air Conditioning (HVAC)
(Auto Control head W/PT Transducer N/Low Pressure
SW):Diagram1_HVAC
B6.7 - Heating Ventilation & Air Conditioning (HVAC) (Manual W/
PT Transducer N/Low Pressure SW):Diagram1 - HVAC
B6.7 - Heating Ventilation & Air Conditioning (HVAC) Auto Temp
Control:Diagram1 - HVAC
B6.7 - Heating Ventilation & Air Conditioning (HVAC)
Manual:Diagram1
B6.7 - PARK LIGHTS - W/Marker Interrupt 10pin
CLKSPRING:Diagram1-Combination1
B6.7 - PARK LIGHTS - W/Marker Interrupt 10pin
CLKSPRING:Diagram1-Combination2
B6.7 - PARK LIGHTS - W/Marker Interrupt 4 pin
clockspring:Diagram1-Combination1
B6.7 - PARK LIGHTS - W/Marker Interrupt 4 pin
clockspring:Diagram1-Combination2
B6.7 - Windshield Washer Pump:Diagram1-Combination1

B6.7 - Windshield Washer Pump:Diagram1-Combination2
B6.7 - Windshield Washer Pump & Low Fluid Sensor:Diagram1-Combination1
B6.7 - Windshield Washer Pump & Low Fluid Sensor:Diagram1-Combination2
B6.7 - Windshield Wipers:Diagram1
B6.7/L9 - Park Brake Controls (Monitoring) (Door Switch City Horn Hydraulic with Lever):Diagram1
B6.7/L9 - Park Brake Controls (Monitoring) (Hydraulic with Lever):Diagram1
B6.7/L9 - Park Brake Controls (Monitoring) W (Door Switch City Horn Hydraulic with Lever):Diagram1
B6.7/L9 - Adjustable Engine Speed Control (PTO) 4-pin:Diagram1
B6.7/L9 - Adjustable Engine Speed Control (PTO) 10-pin:Diagram1-Combination1
B6.7/L9 - Adjustable Engine Speed Control (PTO) 10-pin:Diagram1-Combination2
B6.7/L9 - Body Control Module (BCM):Connector J3-1600
B6.7/L9 - Compressed Air Supply:Diagram1
B6.7/L9 - Compressed Air Supply (Aux Air Pressure Gauge) (Hydraulic Split Brake System):Diagram1
B6.7/L9 - Compressed Air Supply (Aux Air Pressure Gauge) (Hydraulic Split Brake System):Diagram2- W/AIR DRYER
B6.7/L9 - Compressed Air Supply (Aux Gauge):Diagram1
B6.7/L9 - Cruise Control (W/ One Telltale 4 Pin):Diagram1-Combination1
B6.7/L9 - Cruise Control (W/ One Telltale 4 Pin):Diagram1-Combination2
B6.7/L9 - Cruise Control (W/ One Telltale 10 Pin):Diagram1-Combination1
B6.7/L9 - Cruise Control (W/ One Telltale 10 Pin):Diagram1-Combination2
B6.7/L9 - Directional Signals (Turn) (HALOGEN) W/ Plow Lights W/O Fender Lights:Diagram1
B6.7/L9 - Directional Signals (Turn) (HALOGEN) W/ Plow Lights W/O Fender Lights:Diagram2-20" Frame
B6.7/L9 - Directional Signals (Turn) (HALOGEN) W/O Plow Lights W/O Fender Lights:Diagram1
B6.7/L9 - Directional Signals (Turn) (HALOGEN) W/O Plow Lights W/O Fender Lights:Diagram2- 20" Frame
B6.7/L9 - Directional Signals (Turn) (LED CAN) W/ Plow Lights W/O Fender Lights:Diagram1

B6.7/L9 - Directional Signals (Turn) (LED CAN) W/ Plow Lights
W/O Fender Lights:Diagram2- 20" Frame
B6.7/L9 - Directional Signals (Turn) (LED CAN) W/O Plow Lights
W/O Fender Lights:Diagram1
B6.7/L9 - Directional Signals (Turn) (LED CAN) W/O Plow Lights
W/O Fender Lights:Diagram2- 20" Frame
B6.7/L9 - Door Ajar Reminder (Entry/Exit) 2 Door:Diagram1
B6.7/L9 - Door Ajar Reminder(Entry /Exit):4 Door:Diagram1
B6.7/L9 - Headlights (Halogen) W/ Plow Lights:Diagram1-
LCM-0009-W/LOAD SHED
B6.7/L9 - Headlights (Halogen) W/ Plow Lights:Diagram2-
LCM-0009B-N/LOAD SHED
B6.7/L9 - Headlights (Halogen) W/O Plow Lights:Diagram1-
LCM-0009-W/LOAD SHED
B6.7/L9 - Headlights (Halogen) W/O Plow Lights:Diagram2-
LCM-0009B-N/LOAD SHED
B6.7/L9 - Headlights (Halogen) W/O Plow Lights:Diagram3-20"
FRAME-LCM-0009-W/LOAD SHED
B6.7/L9 - Headlights (Halogen) W/O Plow Lights:Diagram4-20"
FRAME-LCM-0009B-N/LOAD SHED
B6.7/L9 - Headlights (LED CAN) W/ Plow Lights:Diagram1-
LCM-0009-W/LOAD SHED
B6.7/L9 - Headlights (LED CAN) W/ Plow Lights:Diagram2-
LCM-0009B-N/LOAD SHED
B6.7/L9 - Headlights (LED CAN) W/ Plow Lights:Diagram3-20"
FRAME-LCM-0009-W/LOAD SHED
B6.7/L9 - Headlights (LED CAN) W/ Plow Lights:Diagram4-20"
FRAME-LCM-0009B-N/LOAD SHED
B6.7/L9 - Headlights (LED CAN) W/O Plow Lights:Diagram1-
LCM-0009-W/LOAD SHED
B6.7/L9 - Headlights (LED CAN) W/O Plow Lights:Diagram2-
LCM-0009B-N/LOAD SHED
B6.7/L9 - Headlights (LED CAN) W/O Plow Lights:Diagram3-20"
FRAME-LCM-0009-W/LOAD SHED
B6.7/L9 - Headlights (LED CAN) W/O Plow Lights:Diagram4-20"
FRAME-LCM-0009B-N/LOAD SHED
B6.7/L9 - Operator Input:Diagram1-Combination1
B6.7/L9 - Operator Input:Diagram1-Combination2
B6.7/L9 - Park Brake Control (Monitoring) (GEN IV
BCM):Diagram1
B6.7/L9 - Park Brake Control (Monitoring) (W/Vehicle
Speed):Diagram1
B6.7/L9 - Park Brake Controls (Monitoring) (Door Switch City
Horn):Diagram1

B6.7/L9 - Park Brake Controls (Monitoring) W (Door Switch City Horn):Diagram1
B6.7/L9 - Park Brake Controls (Monitoring) W (Hydraulic with Lever):Diagram1
B6.7/L9 - Radio w/Bluetooth:Diagram1-Combination1
B6.7/L9 - Radio w/Bluetooth:Diagram1-Combination2
B6.7/L9 - Radio w/Steering Wheel Pod:Diagram1-Combination1
B6.7/L9 - Radio w/Steering Wheel Pod:Diagram1-Combination2
B6.7/L9 - Seatbelt Reminder (Warning)(Driver & Passenger in parallel):Diagram1
B6.7/L9 - Seatbelt Reminder (Warning)(Driver only):Diagram1
B6.7/L9 - Vehicle Speed Control (Cruise Control) 4 Pin:Diagram1
B6.7/L9 - Vehicle Speed Control (Cruise Control) 10 Pin:Diagram1
B6.7/L9 - Windshield Washer Pump W/O Low Fluid Sensor:Diagram1
L9 - 26" Fuel Tank:Diagram1-Combination1
L9 - 26" Fuel Tank - Secondary:Diagram1-Combination1
L9 - 26" Fuel Tank - Secondary:Diagram1-Combination2
L9 - Axle Temperature Monitoring (Single Rear Aux Gauge):Diagram1
L9 - Axle Temperature Monitoring (Single Rear Virtual Gauge):Diagram1
L9 - Axle Temperature Monitoring (Tandem Rear Aux Gauge):Diagram1
L9 - Axle Temperature Monitoring (Tandem Rear Virtual Gauge):Diagram1
L9 - Brake Pressure (Auxiliary Gauge):Diagram1
L9 - Brake Pressure (Virtual Gauge):Diagram1
L9 - Brakes (Hydraulic):Diagram1
L9 - City Horn (W/ 4PIN CLK & P. Brake):Diagram1-Combination1
L9 - City Horn (W/ 4PIN CLK & P. Brake):Diagram1-Combination2
L9 - City Horn (W/ 4PIN CLK):Diagram1-Combination1
L9 - City Horn (W/ 4PIN CLK):Diagram1-Combination2
L9 - City Horn (W/ 10PIN CLK & P. Brake):Diagram1
L9 - City Horn (W/ 10PIN CLK):Diagram1
L9 - City Horn W/4PIN CLK:Diagram1
L9 - City Horn W/4PIN CLK:Diagram2-20" Frame
L9 - City Horn W/10PIN CLK:Diagram1
L9 - City Horn W/10PIN CLK:Diagram2-W/SNOW PLOW
L9 - Clutch Monitoring (High and Low Switch to BCM):Diagram1

L9 - Cranking Request (w/ Key Switch w/ BCM):Diagram1-Combination1
L9 - Cranking Request (w/ Key Switch w/ BCM):Diagram1-Combination2
L9 - Directional Signal (Turn) W/ DAISY CHAIN BOX LAMPS:Diagram1
L9 - Directional Signal (Turn) W/ Daisy Chain Box Lamps W/ Plow Lights:Diagram1
L9 - Directional Signal (Turn) W/ LED BOX LAMPS:Diagram1
L9 - Directional Signal (Turn) W/ LED BOX LAMPS W/Plow Lights:Diagram1
L9 - Directional Signal (Turn) W/ Single Tail Board W/Hazard SW:Diagram1
L9 - Directional Signal (Turn) W/ Single Tail Board W/Plow Lights:Diagram1
L9 - Headlight W/Plowlights W/LOWW W/O Headlight Interrupt -10 PIN CLK:Diagram1-Combination1
L9 - Headlight W/Plowlights W/LOWW W/O Headlight Interrupt -10 PIN CLK:Diagram1-Combination2
L9 - Headlights W 10PIN CLK W/LOWW W/Interrupt:Diagram1-Combination1
L9 - Headlights W 10PIN CLK W/LOWW W/Interrupt:Diagram1-Combination2
L9 - Headlights W 10PIN CLK W/LOWW W/O Interrupt:Diagram1-Combination1
L9 - Headlights W 10PIN CLK W/LOWW W/O Interrupt:Diagram1-Combination2
L9 - Headlights W/O Lights ON With Wipers (LOWW) W/O Headlights Interrupt:Diagram1-Combination1
L9 - Headlights W/O Lights ON With Wipers (LOWW) W/O Headlights Interrupt:Diagram1-Combination2
L9 - Headlights W/O Lights ON with wipers (LOWW) W/ Headlights Interrupt:Diagram1-Combination1
L9 - Headlights W/O Lights ON with wipers (LOWW) W/ Headlights Interrupt:Diagram1-Combination2
L9 - Headlights W/PlowLights W/Headlight Interrupt -10PIN CLK W/LOWW W/Interrupt:Diagram1-Combination1
L9 - Headlights W/PlowLights W/Headlight Interrupt -10PIN CLK W/LOWW W/Interrupt:Diagram1-Combination2
L9 - Headlights W/PlowLights W/O Lights ON with wipers (LOWW) W/ Headlights Interrupt:Diagram1-Combination1
L9 - Headlights W/PlowLights W/O Lights ON with wipers (LOWW) W/ Headlights Interrupt:Diagram1-Combination2

L9 - Headlights W/Plowlights W/O Lights ON With Wipers
 (LOWW) W/O Headlights Interrupt:Diagram1-Combination1
 L9 - Headlights W/Plowlights W/O Lights ON With Wipers
 (LOWW) W/O Headlights Interrupt:Diagram1-Combination2
 L9 - Heating Ventilation & Air Conditioning (HVAC) (Auto Control
 head W/PT Transducer N/Low Pressure SW):Diagram1_HVAC
 L9 - Heating Ventilation & Air Conditioning (HVAC) (Manual W/
 PT Transducer N/Low Pressure SW):Diagram1 - HVAC
 L9 - Heating Ventilation & Air Conditioning (HVAC) Auto Temp
 Control:Diagram1 - HVAC
 L9 - Heating Ventilation & Air Conditioning (HVAC)
 Manual:Diagram1
 L9 - PARK LIGHTS - W/Marker Interrupt 4 pin
 clockspring:Diagram1-Combination1
 L9 - PARK LIGHTS - W/Marker Interrupt 4 pin
 clockspring:Diagram1-Combination2
 L9 - PARK LIGHTS - W/Marker Interrupt 10pin
 CLCKSPRING:Diagram1-Combination1
 L9 - PARK LIGHTS - W/Marker Interrupt 10pin
 CLCKSPRING:Diagram1-Combination2
 L9 - Transmission Oil Temperature - Manual Trans:Diagram1
 L9 - Transmission Oil Temperature - Manual Trans w/Aux
 Gauge:Diagram1
 L9 - Windshield Washer Pump:Diagram1-Combination1
 L9 - Windshield Washer Pump:Diagram1-Combination2
 L9 - Windshield Washer Pump & Low Fluid Sensor:Diagram1-
 Combination1
 L9 - Windshield Washer Pump & Low Fluid Sensor:Diagram1-
 Combination2
 L9 - Windshield Wipers:Diagram1

Mates

MODU-BCM-A000-10-00

Name	Terminal Part Number	V-Min	Name	Wire Part Number	Wire CSA	Wire Spec	Wire Material description	Wire Color Description	Wire Length	End2 Terminal Part Number	End2 Pin Name	End2 Connector
A1	-	-	WC44D	3510311 R1	0.79	18.0	Thin Wall XLPE Primary Cable	GREY	1080.0	-	F16	J5-1602

Name	Terminal Part Number	V-Min	Name	Wire Part Number	Wire CSA	Wire Spec	Wire Material description	Wire Color Description	Wire Length	End2 Terminal Part Number	End2 Pin Name	End2 Connector
A1	-	-	EC149	3510311 R1	0.79	18.0	Thin Wall XLPE Primary Cable	GREY	1475.0	-	-	-
A1	-	-	EC149	3510311 R1	0.79	18.0	Thin Wall XLPE Primary Cable	GREY	1475.0	-	C	1100
A1	-	-	ED149	3510311 R1	0.79	18.0	Thin Wall XLPE Primary Cable	GREY	2105.0	-	C	1100MA
A1	-	-	AA52D	2643768 R1	0.53	20.0	Std. Wall XLPE Primary Cable	YELLOW 2	1365.0	-	-	-
A2	-	-	QI79A	3510311 R1	0.79	18.0	Thin Wall XLPE Primary Cable	GREY	3110.0	-	-	-
A2	-	-	QW79A	3510311 R1	0.79	18.0	Thin Wall XLPE Primary Cable	GREY	904.0	-	X	-
A2	-	-	AA102A	3510334 R1	0.53	20.0	Thin Wall XLPE Primary Cable	YELLOW 2	1365.0	-	-	-
A2	-	-	QI79A	3510311 R1	0.79	18.0	Thin Wall XLPE Primary Cable	GREY	3110.0	-	A	1112

Name	Terminal Part Number	V-Min	Name	Wire Part Number	Wire CSA	Wire Spec	Wire Material description	Wire Color Description	Wire Length	End2 Terminal Part Number	End2 Pin Name	End2 Connector
A4	-	-	AA52D	2643768 R1	0.53	20.0	Std. Wall XLPE Primary Cable	YELLOW 2	1365.0	-	A7	1800
A4	-	-	AA52D	2643768 R1	0.53	20.0	Std. Wall XLPE Primary Cable	YELLOW 2	1365.0	-	-	-
A4	-	-	AA102A	3510334 R1	0.53	20.0	Thin Wall XLPE Primary Cable	YELLOW 2	1365.0	-	A8	1800
A4	-	-	AA52D	2643768 R1	0.53	20.0	Std. Wall XLPE Primary Cable	YELLOW 2	1365.0	-	A7	A01_1800
A5	-	-	AA85A	3510310 R1	0.53	20.0	Thin Wall XLPE Primary Cable	GREY	1365.0	-	B10	A01_1800
A5	-	-	AA85A	3510310 R1	0.53	20.0	Thin Wall XLPE Primary Cable	GREY	1365.0	-	B10	1800
A5	-	-	AA85A	3510310 R1	0.53	20.0	Thin Wall XLPE Primary Cable	GREY	1365.0	-	-	-
A6	-	-	AA57B	3510316 R1	0.53	20.0	Thin Wall XLPE Primary Cable	ORANGE	1365.0	-	A2	1800
A6	-	-	AA57D	-	0.0	20.0	-	ORANGE	0.0	-	A2	A01_1800

Name	Terminal Part Number	V-Min	Name	Wire Part Number	Wire CSA	Wire Spec	Wire Material description	Wire Color Description	Wire Length	End2 Terminal Part Number	End2 Pin Name	End2 Connector
A6	-	-	AA57B	3510316 R1	0.53	20.0	Thin Wall XLPE Primary Cable	ORANGE	1365.0	-	-	-
A7	-	-	AA56B	3510316 R1	0.53	20.0	Thin Wall XLPE Primary Cable	ORANGE	1365.0	-	A1	1800
A7	-	-	AA56B	3510316 R1	0.53	20.0	Thin Wall XLPE Primary Cable	ORANGE	1365.0	-	A1	A01_1800
A7	-	-	AA56B	3510316 R1	0.53	20.0	Thin Wall XLPE Primary Cable	ORANGE	1365.0	-	-	-
A8	-	-	HK87C	3510311 R1	0.79	18.0	Thin Wall XLPE Primary Cable	GREY	980.0	-	17	1700
A8	-	-	HE87EA	3510311 R1	0.79	18.0	Thin Wall XLPE Primary Cable	GREY	1060.0	-	-	-
A8	-	-	HK87C	3510311 R1	0.79	18.0	Thin Wall XLPE Primary Cable	GREY	980.0	-	-	-
A9	-	-	AA82A	3510310 R1	0.53	20.0	Thin Wall XLPE Primary Cable	GREY	1365.0	-	-	-

Name	Terminal Part Number	V-Min	Name	Wire Part Number	Wire CSA	Wire Spec	Wire Material description	Wire Color Description	Wire Length	End2 Terminal Part Number	End2 Pin Name	End2 Connector
A9	-	-	AA82A	3510310 R1	0.53	20.0	Thin Wall XLPE Primary Cable	GREY	1365.0	-	C9	1800
A10	-	-	AA82B	3510310 R1	0.53	20.0	Thin Wall XLPE Primary Cable	GREY	1365.0	-	-	-
A10	-	-	AA82B	3510310 R1	0.53	20.0	Thin Wall XLPE Primary Cable	GREY	1365.0	-	C1	1800
A11	-	-	AA82C	3510310 R1	0.53	20.0	Thin Wall XLPE Primary Cable	GREY	1365.0	-	-	-
A11	-	-	AA82C	3510310 R1	0.53	20.0	Thin Wall XLPE Primary Cable	GREY	1365.0	-	B1	1800
A12	-	-	WE44AB	3510312 R1	1.16	16.0	Thin Wall XLPE Primary Cable	GREY	1460.0	-	X	-
A12	-	-	WA44	3510312 R1	1.16	16.0	Thin Wall XLPE Primary Cable	GREY	1365.0	-	-	-
A13	-	-	AA63A	3510342 R1	1.16	16.0	Thin Wall XLPE Primary Cable	LIGHT BLUE	814.0	-	-	-

Name	Terminal Part Number	V-Min	Name	Wire Part Number	Wire CSA	Wire Spec	Wire Material description	Wire Color Description	Wire Length	End2 Terminal Part Number	End2 Pin Name	End2 Connector
A13	-	-	AA63A	3510342 R1	1.16	16.0	Thin Wall XLPE Primary Cable	LIGHT BLUE	814.0	-	X	-
A14	-	-	AA102A	3510334 R1	0.53	20.0	Thin Wall XLPE Primary Cable	YELLOW 2	1365.0	-	A8	1800
A14	-	-	AA102A	3510334 R1	0.53	20.0	Thin Wall XLPE Primary Cable	YELLOW 2	1365.0	-	-	-
A14	-	-	AA52D	2643768 R1	0.53	20.0	Std. Wall XLPE Primary Cable	YELLOW 2	1365.0	-	A7	1800
A14	-	-	AA102A	3510334 R1	0.53	20.0	Thin Wall XLPE Primary Cable	YELLOW 2	1365.0	-	A8	B01_1800F
A14	-	-	AA102A	3510334 R1	0.53	20.0	Thin Wall XLPE Primary Cable	YELLOW 2	1365.0	-	A8	A01_1800
A15	-	-	HJ87B	3510310 R1	0.53	20.0	Thin Wall XLPE Primary Cable	GREY	860.0	-	X	-
A15	-	-	HE87B	3510310 R1	0.53	20.0	Thin Wall XLPE Primary Cable	GREY	880.0	-	X	-

Name	Terminal Part Number	V-Min	Name	Wire Part Number	Wire CSA	Wire Spec	Wire Material description	Wire Color Description	Wire Length	End2 Terminal Part Number	End2 Pin Name	End2 Connector
A16	-	-	DB149A	3510311 R1	0.79	18.0	Thin Wall XLPE Primary Cable	GREY	1475.0	-	-	-
A16	-	-	DC149A	3510311 R1	0.79	18.0	Thin Wall XLPE Primary Cable	GREY	2105.0	-	-	-
A16	-	-	DD13FAM	3510305 R1	0.79	18.0	Thin Wall XLPE Primary Cable	BROWN	385.0	-	X	-
A16	-	-	DH13C	3510311 R1	0.79	18.0	Thin Wall XLPE Primary Cable	GREY	385.0	-	X	-
A16	-	-	DC149A	3510311 R1	0.79	18.0	Thin Wall XLPE Primary Cable	GREY	2105.0	-	D	1100MA
A16	-	-	DB149A	3510311 R1	0.79	18.0	Thin Wall XLPE Primary Cable	GREY	1475.0	-	D	1100
B1	-	-	SN86A	3510311 R1	0.79	18.0	Thin Wall XLPE Primary Cable	GREY	1365.0	-	B12	1800
B1	-	-	SN86A	3510311 R1	0.79	18.0	Thin Wall XLPE Primary Cable	GREY	1365.0	-	-	-

Name	Terminal Part Number	V-Min	Name	Wire Part Number	Wire CSA	Wire Spec	Wire Material description	Wire Color Description	Wire Length	End2 Terminal Part Number	End2 Pin Name	End2 Connector
B2	-	-	NL40	2643673 R1	0.79	18.0	Std. Wall XLPE Primary Cable	GREY	980.0	-	29	A01_1700
B2	-	-	WC40	3510311 R1	0.79	18.0	Thin Wall XLPE Primary Cable	GREY	1365.0	-	-	-
B2	-	-	NL40	2643673 R1	0.79	18.0	Std. Wall XLPE Primary Cable	GREY	980.0	-	-	-
B2	-	-	WC40	3510311 R1	0.79	18.0	Thin Wall XLPE Primary Cable	GREY	1365.0	-	C12	1800
B2	-	-	NL40	2643673 R1	0.79	18.0	Std. Wall XLPE Primary Cable	GREY	980.0	-	29	1700
B3	-	-	NK40A	2643673 R1	0.79	18.0	Std. Wall XLPE Primary Cable	GREY	1365.0	-	-	-
B3	-	-	NK40A	2643673 R1	0.79	18.0	Std. Wall XLPE Primary Cable	GREY	1365.0	-	B2	1800
B4	-	-	UA97A	3510347 R1	0.79	18.0	Thin Wall XLPE Primary Cable	VIOLET	1365.0	-	C11	1800

Name	Terminal Part Number	V-Min	Name	Wire Part Number	Wire CSA	Wire Spec	Wire Material description	Wire Color Description	Wire Length	End2 Terminal Part Number	End2 Pin Name	End2 Connector
B4	-	-	UA97A	3510347 R1	0.79	18.0	Thin Wall XLPE Primary Cable	VIOLET	1365.0	-	-	-
B5	-	-	TB74	3510299 R1	0.79	18.0	Thin Wall XLPE Primary Cable	LIGHT GREEN	3205.0	-	-	-
B5	-	-	TB74	3510299 R1	0.79	18.0	Thin Wall XLPE Primary Cable	LIGHT GREEN	3205.0	-	17	A01_1703M
B5	-	-	TB74	3510299 R1	0.79	18.0	Thin Wall XLPE Primary Cable	LIGHT GREEN	3205.0	-	17	1703M
B5	-	-	TB74	3510299 R1	0.79	18.0	Thin Wall XLPE Primary Cable	LIGHT GREEN	3205.0	-	17	A31_1703M
B6	-	-	XS90M	3510311 R1	0.79	18.0	Thin Wall XLPE Primary Cable	GREY	3205.0	-	41	1703M
B7	-	-	NJ31J	3510329 R1	0.79	18.0	Thin Wall XLPE Primary Cable	TAN	3205.0	-	-	-
B7	-	-	NJ31J	3510329 R1	0.79	18.0	Thin Wall XLPE Primary Cable	TAN	3205.0	-	61	1703M

Name	Terminal Part Number	V-Min	Name	Wire Part Number	Wire CSA	Wire Spec	Wire Material description	Wire Color Description	Wire Length	End2 Terminal Part Number	End2 Pin Name	End2 Connector
B8	-	-	AA36B	3510329 R1	0.79	18.0	Thin Wall XLPE Primary Cable	TAN	1060.0	-	-	-
B8	-	-	AA36B	3510329 R1	0.79	18.0	Thin Wall XLPE Primary Cable	TAN	1060.0	-	27	1701
B9	-	-	AA36A	3510329 R1	0.79	18.0	Thin Wall XLPE Primary Cable	TAN	1060.0	-	-	-
B9	-	-	AA36A	3510329 R1	0.79	18.0	Thin Wall XLPE Primary Cable	TAN	1060.0	-	29	1701
B10	-	-	NN32B	3510329 R1	0.79	18.0	Thin Wall XLPE Primary Cable	TAN	1060.0	-	-	-
B10	-	-	NN32B	3510329 R1	0.79	18.0	Thin Wall XLPE Primary Cable	TAN	1060.0	-	43	1701
B10	-	-	XS90HB	3510311 R1	0.79	18.0	Thin Wall XLPE Primary Cable	GREY	3205.0	-	39	1703M
B11	-	-	NM32A	2643676 R1	0.79	18.0	Std. Wall XLPE Primary Cable	TAN	1060.0	-	-	-

Name	Terminal Part Number	V-Min	Name	Wire Part Number	Wire CSA	Wire Spec	Wire Material description	Wire Color Description	Wire Length	End2 Terminal Part Number	End2 Pin Name	End2 Connector
B11	-	-	NM32A	2643676 R1	0.79	18.0	Std. Wall XLPE Primary Cable	TAN	1060.0	-	44	1701
B12	-	-	SA77B	3510310 R1	0.53	20.0	Thin Wall XLPE Primary Cable	GREY	3205.0	-	-	-
B12	-	-	SA77B	3510310 R1	0.53	20.0	Thin Wall XLPE Primary Cable	GREY	3205.0	-	20	A01_170 3M
B12	-	-	SA77B	3510310 R1	0.53	20.0	Thin Wall XLPE Primary Cable	GREY	3205.0	-	20	1703M
B12	-	-	SA77B	3510310 R1	0.53	20.0	Thin Wall XLPE Primary Cable	GREY	3205.0	-	20	A31_170 3M
B14	-	-	NK40BB	3510311 R1	0.79	18.0	Thin Wall XLPE Primary Cable	GREY	1365.0	-	C2	1800
B14	-	-	NK40BB	3510311 R1	0.79	18.0	Thin Wall XLPE Primary Cable	GREY	1365.0	-	-	-
B15	-	-	TA75AA	3510299 R1	0.79	18.0	Thin Wall XLPE Primary Cable	LIGHT GREEN	1260.0	-	X	-

Name	Terminal Part Number	V-Min	Name	Wire Part Number	Wire CSA	Wire Spec	Wire Material description	Wire Color Description	Wire Length	End2 Terminal Part Number	End2 Pin Name	End2 Connector
B16	-	-	AA150	3510310 R1	0.53	20.0	Thin Wall XLPE Primary Cable	GREY	1365.0	-	-	-
B16	-	-	AA150	3510310 R1	0.53	20.0	Thin Wall XLPE Primary Cable	GREY	1365.0	-	B11	1800

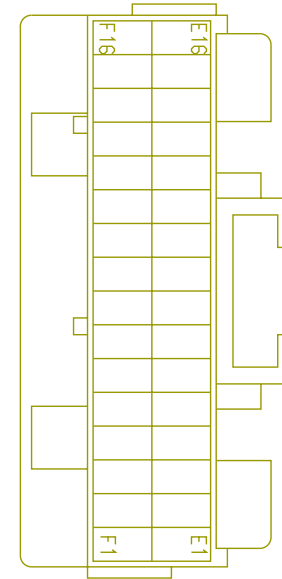
Connector Name J3
 Part Number 899167R1
 Instances B6.7/L9 - Heated Windshield:Diagram1
 Mates HTR-WINDSHIELD-6001-01-01A



Name	Terminal Part Number	V-Min	Name	Wire Part Number	Wire CSA	Wire Spec	Wire Material description	Wire Color Description	Wire Length	End2 Terminal Part Number	End2 Pin Name	End2 Connector
A	-	-	RK78B	3510295 R1	1.91	14.0	Thin Wall XLPE Primary Cable	BLACK	3595.0	-	R5 - 87	1014

Connector Name J4-1601
 Part Number 3598707C1
 Instances

- B6.7 - Auto Neutral (Allison W/ Multiplex Switch & Confirmation Telltale):Diagram1
- B6.7 - Auxiliary Air Solenoids (1 Normally Closed):Diagram1
- B6.7 - Auxillary Air Solenoids Normally Open:Diagram 1
- B6.7 - Body Builder Lighting - Separate Turn and Stop Lamps (Blunt Cut):Diagram1
- B6.7 - Body Builder Lighting - Separate Turn and Stop Lamps (Blunt Cut) Option2:Diagram1
- B6.7 - Brakes (Hydraulic):Diagram1
- B6.7 - Fuel Heater (Vehicle Powered)(Davco):Diagram1-Combination1
- B6.7 - Fuel Heater (Vehicle Powered)(Davco):Diagram1-Combination2
- B6.7 - Fuel Heater (Vehicle Powered)(Davco):Diagram1-Combination3
- B6.7 - Fuel Heater (Vehicle Powered)(Davco):Diagram1-Combination4
- B6.7 - Fuel Heater (Vehicle Powered)(Davco):Diagram1-Combination5
- B6.7 - Fuel Heater (Vehicle Powered)(Davco):Diagram1-Combination6
- B6.7 - Fuel Heater (Vehicle Powered)(Davco):Diagram1-Combination7
- B6.7 - Fuel Heater (Vehicle Powered)(Racor):Diagram1-Combination1
- B6.7 - Fuel Heater (Vehicle Powered)(Racor):Diagram1-Combination2
- B6.7 - Fuel Heater (Vehicle Powered)(Racor):Diagram1-Combination3
- B6.7 - Fuel Heater (Vehicle Powered)(Racor):Diagram1-Combination4
- B6.7 - Fuel Heater (Vehicle Powered)(Racor):Diagram1-Combination5
- B6.7 - I/O Expansion:Diagram1
- B6.7 - Range Inhibit (sixth gear inhibit switch):Diagram1-Combination1
- B6.7 - Range Inhibit (sixth gear inhibit switch):Diagram1-Combination2
- B6.7 - Remote Start/Stop w/ Emergency Pump:Diagram1
- B6.7 - Trailer Interface (Lighting) – BLUNT CUT (Part of Electric Trailer Brakes):Diagram1



B6.7 - Trailer Interface (Lighting) – BLUNT CUT (Part of Electric Trailer Brakes) Option2:Diagram1
B6.7 - Transmission Power Take Off (Auto Trans with Lectradrive):Diagram1
B6.7 - Transmission Power Take Off (Lectrashift PTO with Manual Trans):Diagram1
B6.7 - Transmission Shifter (Eaton T-Handle with Park Pawl):Diagram1-Combination1
B6.7 - Transmission Shifter (Eaton T-Handle with Park Pawl):Diagram1-Combination2
B6.7 - Transmission Shifter (T-Handle for Allison; With Park Position):Diagram1-Combination1
B6.7 - Transmission Shifter (T-Handle for Allison; With Park Position):Diagram1-Combination2
B6.7 - Windshield Wipers:Diagram1
B6.7/L9 - Auxiliary Power (40A) HSD:Diagram1
B6.7/L9 - Auxiliary Power (40A) HSD 1:Diagram1
B6.7/L9 - Body Control Module (BCM):Connector J4-1601
B6.7/L9 - Dual Auxiliary Power with Interlock:Diagram1
B6.7/L9 - Fuel Heater (Vehicle Powered) (Racor 400 Series):Diagram1
B6.7/L9 - Fuel Heater (Vehicle Powered) Davco 245:Diagram1
B6.7/L9 - Heated Mirrors (Hood with Door Pods):Diagram1
B6.7/L9 - Heated Windshield:Diagram1
B6.7/L9 - Mirrors (Heat) [Switch Pack Actuated includes Hood Mirrors]:Diagram1
B6.7/L9 - Mirrors (Heat) [Switch Pack Actuated Relay Driven]:Diagram1
B6.7/L9 - Mirrors (Heated) (Door Pod Actuated, 2 Cab and 1 Hood Mirror Right Side Only):Diagram1
B6.7/L9 - Mirrors (Heated) (Door Pod Actuated, 2 Cab and 1 Hood Mirror Right Side Only):Diagram2_20" Frame
B6.7/L9 - Mirrors (Heated) (Door Pod Actuated, 2 Cab and 2 Hood Mirrors):Diagram1
B6.7/L9 - Mirrors (Heated) (Door Pod Actuated, 2 Cab and 2 Hood Mirrors):Diagram2_20" Frame
B6.7/L9 - Mirrors (Heated) (MUX Switch, 2 Cab and 2 Hood Mirrors):Diagram1
B6.7/L9 - Mirrors (Heated) (MUX Switch, 2 Cab and 2 Hood Mirrors):Diagram2- 20" FRAME
B6.7/L9 - Transmission Power Take Off (60AKG):Diagram1
L9 - Allison without Switch and with Confirmation Telltale:Diagram1-Combination1

L9 - Allison without Switch and with Confirmation
Telltale:Diagram1-Combination2
L9 - Auto Neutral (Allison W/ Multiplex Switch & Confirmation
Telltale):Diagram1
L9 - Auxiliary Air Solenoids (1 Normally Closed):Diagram1
L9 - Auxiliary Air Solenoids (2 Normally Closed):Diagram1-
Combination1
L9 - Auxiliary Air Solenoids (2 Normally Closed):Diagram1-
Combination2
L9 - Auxiliary Air Solenoids (2 Normally Closed):Diagram1-
Combination3
L9 - Auxiliary Air Solenoids (3 Normally Closed):Diagram1
L9 - Auxiliary Trailer Power:Diagram1
L9 - Body Builder Lighting - Combined Turn and Stop Lamps
(Automatic):Diagram1-Combination1
L9 - Body Builder Lighting - Combined Turn and Stop Lamps
(Automatic):Diagram1-Combination2
L9 - Body Builder Lighting - Combined Turn and Stop Lamps
(Manual) Option2:Diagram1-Combination1
L9 - Body Builder Lighting - Combined Turn and Stop Lamps
(Manual) Option2:Diagram1-Combination2
L9 - Body Builder Lighting - Combined Turn and Stop Lamps
(Manual) Option2:Diagram1-Combination3
L9 - Body Builder Lighting - Combined Turn and Stop Lamps
(Manual) Option2:Diagram1-Combination4
L9 - Body Builder Lighting - Separate Turn and Stop Lamps
(Blunt Cut):Diagram1
L9 - Body Builder Lighting - Separate Turn and Stop Lamps
(Blunt Cut) Option2:Diagram1
L9 - Brakes (Hydraulic):Diagram1
L9 - Fuel Heater (Vehicle Powered)(Davco):Diagram1-
Combination1
L9 - Fuel Heater (Vehicle Powered)(Davco):Diagram1-
Combination2
L9 - Fuel Heater (Vehicle Powered)(Davco):Diagram1-
Combination3
L9 - Fuel Heater (Vehicle Powered)(Davco):Diagram1-
Combination4
L9 - Fuel Heater (Vehicle Powered)(Davco):Diagram1-
Combination5
L9 - Fuel Heater (Vehicle Powered)(Davco):Diagram1-
Combination6
L9 - Fuel Heater (Vehicle Powered)(Davco):Diagram1-
Combination7

L9 - Fuel Heater (Vehicle Powered)(Racor):Diagram1-Combination1
 L9 - Fuel Heater (Vehicle Powered)(Racor):Diagram1-Combination2
 L9 - Fuel Heater (Vehicle Powered)(Racor):Diagram1-Combination3
 L9 - Fuel Heater (Vehicle Powered)(Racor):Diagram1-Combination4
 L9 - I/O Expansion:Diagram1
 L9 - Remote Start/Stop w/ Emergency Pump:Diagram1
 L9 - Trailer Interface (Lighting) – BLUNT CUT (Part of Electric Trailer Brakes):Diagram1
 L9 - Trailer Interface (Lighting) – BLUNT CUT (Part of Electric Trailer Brakes) Option2:Diagram1
 L9 - Transmission Power Take Off (Auto Trans with Lectradrive):Diagram1
 L9 - Transmission Power Take Off (Lectrashift PTO with Manual Trans):Diagram1
 L9 - Windshield Wipers:Diagram1

Mates

MODU-BCM-A000-10-00

Name	Terminal Part Number	V-Min	Name	Wire Part Number	Wire CSA	Wire Spec	Wire Material description	Wire Color Description	Wire Length	End2 Terminal Part Number	End2 Pin Name	End2 Connector
E1	-	-	VU103D	3510299 R1	0.79	18.0	Thin Wall XLPE Primary Cable	LIGHT GREEN	790.0	-	-	-
E1	-	-	LJ104DC	3510353 R1	0.79	18.0	Thin Wall XLPE Primary Cable	DARK BLUE	2445.0	-	R6-85	A01_1012
E1	-	-	VU103D	3510299 R1	0.79	18.0	Thin Wall XLPE Primary Cable	LIGHT GREEN	790.0	-	D	A01_1940
E1	-	-	LJ104DC	3510353 R1	0.79	18.0	Thin Wall XLPE Primary Cable	DARK BLUE	2445.0	-	R6 - 85	1012

Name	Terminal Part Number	V-Min	Name	Wire Part Number	Wire CSA	Wire Spec	Wire Material description	Wire Color Description	Wire Length	End2 Terminal Part Number	End2 Pin Name	End2 Connector
E1	-	-	VU103D	3510299 R1	0.79	18.0	Thin Wall XLPE Primary Cable	LIGHT GREEN	790.0	-	D	1940
E2	-	-	VU103C	3510299 R1	0.79	18.0	Thin Wall XLPE Primary Cable	LIGHT GREEN	790.0	-	-	-
E2	-	-	VU103C	3510299 R1	0.79	18.0	Thin Wall XLPE Primary Cable	LIGHT GREEN	790.0	-	C	A01_1940
E2	-	-	VU103C	3510299 R1	0.79	18.0	Thin Wall XLPE Primary Cable	LIGHT GREEN	790.0	-	C	1940
E4	-	-	UG92#16 1A	3510329 R1	0.79	18.0	Thin Wall XLPE Primary Cable	TAN	2890.0	-	56	1703F
E6	-	-	AA82H	3510311 R1	0.79	18.0	Thin Wall XLPE Primary Cable	GREY	2350.0	-	R5 - 86	1011
E7	-	-	AA82F	3510311 R1	0.79	18.0	Thin Wall XLPE Primary Cable	GREY	2350.0	-	R2 - 86	1011
E8	-	-	UN92D	3510329 R1	0.79	18.0	Thin Wall XLPE Primary Cable	TAN	1820.0	-	-	-

Name	Terminal Part Number	V-Min	Name	Wire Part Number	Wire CSA	Wire Spec	Wire Material description	Wire Color Description	Wire Length	End2 Terminal Part Number	End2 Pin Name	End2 Connector
E8	-	-	UN92D	3510329 R1	0.79	18.0	Thin Wall XLPE Primary Cable	TAN	1820.0	-	B	7900
E8	-	-	UF92D	3510329 R1	0.79	18.0	Thin Wall XLPE Primary Cable	TAN	1900.0	-	B	422F
E9	-	-	LY59J	3510311 R1	0.79	18.0	Thin Wall XLPE Primary Cable	GREY	745.0	-	38	1701
E9	-	-	LY59J	3510311 R1	0.79	18.0	Thin Wall XLPE Primary Cable	GREY	745.0	-	-	-
E10	-	-	LZ59S	3510311 R1	0.79	18.0	Thin Wall XLPE Primary Cable	GREY	745.0	-	-	-
E11	-	-	HW12LC	3510323 R1	0.79	18.0	Thin Wall XLPE Primary Cable	PINK	1425.0	-	2	1873
E11	-	-	TH72	3510317 R1	0.79	18.0	Thin Wall XLPE Primary Cable	ORANGE	2445.0	-	R4 - 85	1012
E12	-	-	LT59D	3510311 R1	0.79	18.0	Thin Wall XLPE Primary Cable	GREY	745.0	-	34	1701

Name	Terminal Part Number	V-Min	Name	Wire Part Number	Wire CSA	Wire Spec	Wire Material description	Wire Color Description	Wire Length	End2 Terminal Part Number	End2 Pin Name	End2 Connector
E12	-	-	LT59D	3510311 R1	0.79	18.0	Thin Wall XLPE Primary Cable	GREY	745.0	-	-	-
E13	-	-	LY59G	3510311 R1	0.79	18.0	Thin Wall XLPE Primary Cable	GREY	745.0	-	36	1701
E13	-	-	LY59G	3510311 R1	0.79	18.0	Thin Wall XLPE Primary Cable	GREY	745.0	-	-	-
E14	-	-	HU103AA	3510299 R1	0.79	18.0	Thin Wall XLPE Primary Cable	LIGHT GREEN	1395.0	-	-	-
E14	-	-	HU103AA	3510299 R1	0.79	18.0	Thin Wall XLPE Primary Cable	LIGHT GREEN	1395.0	-	3	1873B
E14	-	-	HU103AA	3510299 R1	0.79	18.0	Thin Wall XLPE Primary Cable	LIGHT GREEN	1395.0	-	3	A01_187 3B
E15	-	-	LZ59T	3510311 R1	0.79	18.0	Thin Wall XLPE Primary Cable	GREY	745.0	-	-	-
E16	-	-	VA92#11 7A	3510329 R1	0.79	18.0	Thin Wall XLPE Primary Cable	TAN	2350.0	-	R3 - 86	1011

Name	Terminal Part Number	V-Min	Name	Wire Part Number	Wire CSA	Wire Spec	Wire Material description	Wire Color Description	Wire Length	End2 Terminal Part Number	End2 Pin Name	End2 Connector
E16	-	-	VA92#117A	3510329 R1	0.79	18.0	Thin Wall XLPE Primary Cable	TAN	2350.0	-	R3-86	A01_1011
F2	-	-	LX59P	3510311 R1	0.79	18.0	Thin Wall XLPE Primary Cable	GREY	745.0	-	-	-
F2	-	-	HB103L	2643671 R1	0.79	18.0	Std. Wall XLPE Primary Cable	LIGHT GREEN	715.0	-	C3	A01_6969
F2	-	-	LX59P	3510311 R1	0.79	18.0	Thin Wall XLPE Primary Cable	GREY	745.0	-	48	1701
F3	-	-	LX59Q	3510311 R1	0.79	18.0	Thin Wall XLPE Primary Cable	GREY	745.0	-	-	-
F3	-	-	LW59Q	3510311 R1	0.79	18.0	Thin Wall XLPE Primary Cable	GREY	745.0	-	-	-
F3	-	-	LW59Q	3510311 R1	0.79	18.0	Thin Wall XLPE Primary Cable	GREY	745.0	-	49	1701
F4	-	-	LY59H	3510311 R1	0.79	18.0	Thin Wall XLPE Primary Cable	GREY	745.0	-	37	1701


Name	Terminal Part Number	V-Min	Name	Wire Part Number	Wire CSA	Wire Spec	Wire Material description	Wire Color Description	Wire Length	End2 Terminal Part Number	End2 Pin Name	End2 Connector
F4	-	-	LY59H	3510311 R1	0.79	18.0	Thin Wall XLPE Primary Cable	GREY	745.0	-	-	-
F5	-	-	LY59K	3510311 R1	0.79	18.0	Thin Wall XLPE Primary Cable	GREY	745.0	-	39	1701
F5	-	-	LY59K	3510311 R1	0.79	18.0	Thin Wall XLPE Primary Cable	GREY	745.0	-	-	-
F6	-	-	LX59M	3510311 R1	0.79	18.0	Thin Wall XLPE Primary Cable	GREY	745.0	-	-	-
F6	-	-	HB103J	2643671 R1	0.79	18.0	Std. Wall XLPE Primary Cable	LIGHT GREEN	715.0	-	G1	A01_6969
F6	-	-	LX59M	3510311 R1	0.79	18.0	Thin Wall XLPE Primary Cable	GREY	745.0	-	46	1701
F7	-	-	LW59N	3510311 R1	0.79	18.0	Thin Wall XLPE Primary Cable	GREY	745.0	-	-	-
F7	-	-	HB103K	2643671 R1	0.79	18.0	Std. Wall XLPE Primary Cable	LIGHT GREEN	715.0	-	C1	A01_6969

Name	Terminal Part Number	V-Min	Name	Wire Part Number	Wire CSA	Wire Spec	Wire Material description	Wire Color Description	Wire Length	End2 Terminal Part Number	End2 Pin Name	End2 Connector
F7	-	-	LW59N	3510311 R1	0.79	18.0	Thin Wall XLPE Primary Cable	GREY	745.0	-	47	1701
F8	-	-	LU59E	3510311 R1	0.79	18.0	Thin Wall XLPE Primary Cable	GREY	745.0	-	35	1701
F8	-	-	LU59E	3510311 R1	0.79	18.0	Thin Wall XLPE Primary Cable	GREY	745.0	-	-	-
F9	-	-	LZ59W	3510311 R1	0.79	18.0	Thin Wall XLPE Primary Cable	GREY	745.0	-	-	-
F9	-	-	XS90J	3510311 R1	0.79	18.0	Thin Wall XLPE Primary Cable	GREY	2485.0	-	B	6071
F10	-	-	LT59C	3510311 R1	0.79	18.0	Thin Wall XLPE Primary Cable	GREY	745.0	-	33	1701
F10	-	-	LT59C	3510311 R1	0.79	18.0	Thin Wall XLPE Primary Cable	GREY	745.0	-	-	-
F12	-	-	7V19A11	-	0.0	20.0	-	GREY	0.0	-	R6-85	A01_1011
F12	-	-	KK18A	3510311 R1	0.79	18.0	Thin Wall XLPE Primary Cable	GREY	2350.0	-	R6 - 85	1011

Name	Terminal Part Number	V-Min	Name	Wire Part Number	Wire CSA	Wire Spec	Wire Material description	Wire Color Description	Wire Length	End2 Terminal Part Number	End2 Pin Name	End2 Connector
F12	-	-	KM18E	3510311 R1	0.79	18.0	Thin Wall XLPE Primary Cable	GREY	2350.0	-	R6 - 85	1011
F12	-	-	KL18D	3510311 R1	0.79	18.0	Thin Wall XLPE Primary Cable	GREY	2350.0	-	R6 - 85	1011
F13	-	-	RR78RC	3510299 R1	0.79	18.0	Thin Wall XLPE Primary Cable	LIGHT GREEN	2475.0	-	R6 - 86	1014
F13	-	-	RN78RC	3510299 R1	0.79	18.0	Thin Wall XLPE Primary Cable	LIGHT GREEN	2245.0	-	X	-
F13	-	-	RP78RC	3510299 R1	0.79	18.0	Thin Wall XLPE Primary Cable	LIGHT GREEN	2460.0	-	R1 - 86	1013
F13	-	-	RR78RC	3510299 R1	0.79	18.0	Thin Wall XLPE Primary Cable	LIGHT GREEN	2475.0	-	R6-86	A01_1014
F13	-	-	RP78RC	3510299 R1	0.79	18.0	Thin Wall XLPE Primary Cable	LIGHT GREEN	2460.0	-	R1-86	A01_1013
F14	-	-	LZ59V	3510311 R1	0.79	18.0	Thin Wall XLPE Primary Cable	GREY	745.0	-	-	-

Name	Terminal Part Number	V-Min	Name	Wire Part Number	Wire CSA	Wire Spec	Wire Material description	Wire Color Description	Wire Length	End2 Terminal Part Number	End2 Pin Name	End2 Connect or
F15	-	-	VJ70D	3510317 R1	0.79	18.0	Thin Wall XLPE Primary Cable	ORANGE	1985.0	-	X	-
F15	-	-	VG70D	3510317 R1	0.79	18.0	Thin Wall XLPE Primary Cable	ORANGE	2350.0	-	R1 - 86	1011
F15	-	-	VN70D	3510317 R1	0.79	18.0	Thin Wall XLPE Primary Cable	ORANGE	2445.0	-	R5 - 86	1012
F16	-	-	RK78BD	3510300 R1	1.16	16.0	Thin Wall XLPE Primary Cable	LIGHT GREEN	2305.0	-	X	-

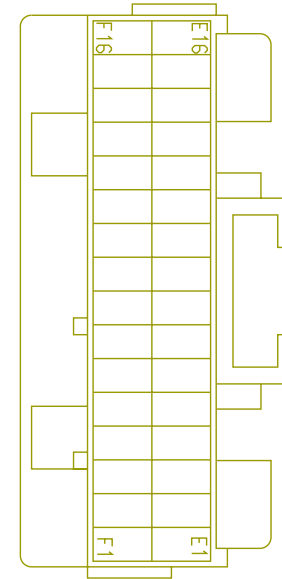
Connector Name J4
 Part Number RING-E-3-8_0
 Instances B6.7/L9 - Maxwell 12V Ultracapacitor Engine Start Module (ESM):Diagram1
 Mates BTRY-INTL_650CCA-BTRY-00-0 2A



Name	Terminal Part Number	V-Min	Name	Wire Part Number	Wire CSA	Wire Spec	Wire Material description	Wire Color Description	Wire Length	End2 Terminal Part Number	End2 Pin Name	End2 Connector
A	-	-	WIRE416310	-	0.0	-	-	-	0.0	-	-	-
A	-	-	WIRE416315	-	0.0	-	-	-	0.0	-	1	Terminal Block if Required
A	-	-	WIRE416316	-	0.0	-	-	-	0.0	-	A	K01-1F

Connector Name J5-1602
Part Number 3598705C1
Instances

- B6.7 - Dual Brake Switch:Diagram1
- B6.7 - 26" Fuel Tank:Diagram1-Combination1
- B6.7 - 26" Fuel Tank - Secondary:Diagram1-Combination1
- B6.7 - 26" Fuel Tank - Secondary:Diagram1-Combination2
- B6.7 - Auxillary Air Solenoids (1 Normally Closed):Diagram1
- B6.7 - Auxillary Air Solenoids Normally Open:Diagram 1
- B6.7 - Axle Loading (Weight) Rear:Diagram1-Combination1
- B6.7 - Axle Loading (Weight) Rear:Diagram1-Combination2
- B6.7 - Brake Pressure (Auxiliary Gauge):Diagram1
- B6.7 - Brake Pressure (Virtual Gauge):Diagram1
- B6.7 - Brakes (Hydraulic):Diagram1
- B6.7 - CAN Layout:Body Standard J1939 (250Kbps)
- B6.7 - CAN Layout:Telematics J1708
- B6.7 - City Horn (W/ 4PIN CLK & P. Brake):Diagram1-Combination1
- B6.7 - City Horn (W/ 4PIN CLK & P. Brake):Diagram1-Combination2
- B6.7 - City Horn (W/ 4PIN CLK):Diagram1-Combination1
- B6.7 - City Horn (W/ 4PIN CLK):Diagram1-Combination2
- B6.7 - City Horn (W/ 10PIN CLK & P. Brake):Diagram1
- B6.7 - City Horn (W/ 10PIN CLK):Diagram1
- B6.7 - City Horn W/4PIN CLK:Diagram1
- B6.7 - City Horn W/4PIN CLK:Diagram2-20" Frame
- B6.7 - City Horn W/10PIN CLK:Diagram1
- B6.7 - City Horn W/10PIN CLK:Diagram2-W/SNOW PLOW
- B6.7 - Clutch Monitoring (High and Low Switch to BCM):Diagram1
- B6.7 - Directional Signal (Turn) W/ DAISY CHAIN BOX LAMPS:Diagram1
- B6.7 - Directional Signal (Turn) W/ Daisy Chain Box Lamps W/ Plow Lights:Diagram1
- B6.7 - Directional Signal (Turn) W/ LED BOX LAMPS:Diagram1
- B6.7 - Directional Signal (Turn) W/ LED BOX LAMPS W/Plow Lights:Diagram1
- B6.7 - Directional Signal (Turn) W/ Single Tail Board W/Hazard SW:Diagram1
- B6.7 - Directional Signal (Turn) W/ Single Tail Board W/Plow Lights:Diagram1
- B6.7 - Headlight W/Plowlights, W/LOWW, W/O Interrupt:Diagram1-Combination1



B6.7 - Headlight W/Plowlights, W/LOWW, W/O
 Interrupt:Diagram1-Combination2
 B6.7 - Headlight W/Plowlights, W/O LOWW, W/O
 Interrupt:Diagram1-Combination1
 B6.7 - Headlight W/Plowlights, W/O LOWW, W/O
 Interrupt:Diagram1-Combination2
 B6.7 - Headlights W 10PIN CLK W/LOWW W/O
 Interrupt:Diagram1-Combination1
 B6.7 - Headlights W 10PIN CLK W/LOWW W/O
 Interrupt:Diagram1-Combination2
 B6.7 - Headlights W 10PIN CLK W/LOWW W/
 Interrupt:Diagram1-Combination1
 B6.7 - Headlights W 10PIN CLK W/LOWW W/
 Interrupt:Diagram1-Combination2
 B6.7 - Headlights W/O Lights ON with wipers (LOWW) W/
 Headlights Interrupt:Diagram1-Combination1
 B6.7 - Headlights W/O Lights ON with wipers (LOWW) W/
 Headlights Interrupt:Diagram1-Combination2
 B6.7 - Headlights W/O Lights ON With Wipers (LOWW) W/O
 Headlights Interrupt:Diagram1-Combination1
 B6.7 - Headlights W/O Lights ON With Wipers (LOWW) W/O
 Headlights Interrupt:Diagram1-Combination2
 B6.7 - Headlights W/PlowLights, W/LOWW, W/
 Interrupt:Diagram1-Combination1
 B6.7 - Headlights W/PlowLights, W/LOWW, W/
 Interrupt:Diagram1-Combination2
 B6.7 - Headlights W/PlowLights, W/O LOWW, W/
 Interrupt:Diagram1-Combination1
 B6.7 - Headlights W/PlowLights, W/O LOWW, W/
 Interrupt:Diagram1-Combination2
 B6.7 - Heating Ventilation & Air Conditioning (HVAC)
 (Auto Control head W/PT Transducer N/Low Pressure
 SW):Diagram1_HVAC
 B6.7 - Heating Ventilation & Air Conditioning (HVAC) (Manual W/
 PT Transducer N/Low Pressure SW):Diagram1 - HVAC
 B6.7 - Heating Ventilation & Air Conditioning (HVAC) Auto Temp
 Control:Diagram1 - HVAC
 B6.7 - Heating Ventilation & Air Conditioning (HVAC)
 Manual:Diagram1
 B6.7 - I/O Expansion:Diagram1
 B6.7 - PARK LIGHTS - N/Marker Interrupt:Diagram1-
 Combination1
 B6.7 - PARK LIGHTS - N/Marker Interrupt:Diagram1-
 Combination2

B6.7 - PARK LIGHTS - W/Marker Interrupt 10pin
CLKSPRING:Diagram1-Combination1
B6.7 - PARK LIGHTS - W/Marker Interrupt 10pin
CLKSPRING:Diagram1-Combination2
B6.7 - PARK LIGHTS - W/Marker Interrupt 4 pin
clockspring:Diagram1-Combination1
B6.7 - PARK LIGHTS - W/Marker Interrupt 4 pin
clockspring:Diagram1-Combination2
B6.7 - Rear Suspension Pressure Monitoring (Auxiliary
Gauge):Diagram1-Combination1
B6.7 - Rear Suspension Pressure Monitoring (Auxiliary
Gauge):Diagram1-Combination2
B6.7 - Rear Suspension Pressure Monitoring (Virtual
Gauge):Diagram1-Combination1
B6.7 - Rear Suspension Pressure Monitoring (Virtual
Gauge):Diagram1-Combination2
B6.7 - Remote Start/Stop:Diagram1
B6.7 - Remote Start/Stop w/ Emergency Pump:Diagram1
B6.7 - Transmission Power Take Off (Auto Trans Single PTO
w/21 Parameters):Diagram1
B6.7 - Transmission Power Take Off (Auto Trans with
Lectradrive):Diagram1
B6.7 - Transmission Power Take Off (Lectrashift PTO with
Manual Trans):Diagram1
B6.7 - Transmission Power Take Off (Manual Trans Single PTO
w/ 21 Parameters):Diagram1
B6.7 - Transmission Power Take Off (Single Input configurable
pull up or pull down):Diagram1
B6.7 - Transmission Power Take Off (Single PTO W/ RPM and
Auto Trans):Diagram1
B6.7 - Transmission Power Take Off (Single PTO W/ RPM and
Manual Trans):Diagram1
B6.7 - Two Speed Axle (AirShift on Shifter):Diagram1
B6.7 - Windshield Washer Pump & Low Fluid Sensor:Diagram1-
Combination1
B6.7 - Windshield Washer Pump & Low Fluid Sensor:Diagram1-
Combination2
B6.7 - Windshield Wipers:Diagram1
B6.7 - WORK LIGHT With BackUP 1 BULB - Manual
Trans:Diagram1-Combination1
B6.7 - WORK LIGHT With BackUP 1 BULB - Manual
Trans:Diagram1-Combination2
B6.7 - WORK LIGHT With BackUP Alarm - 1 BULB:Diagram1-
Combination1

B6.7 - WORK LIGHT With BackUP Alarm - 1 BULB:Diagram1-Combination2
B6.7/L9 - Park Brake Controls (Monitoring) (Door Switch City Horn Hydraulic with Lever):Diagram1
B6.7/L9 - Park Brake Controls (Monitoring) (Hydraulic with Lever):Diagram1
B6.7/L9 - Park Brake Controls (Monitoring) W (Door Switch City Horn Hydraulic with Lever):Diagram1
B6.7/L9 - Adjustable Engine Speed Control (PTO) 4-pin:Diagram1
B6.7/L9 - Adjustable Engine Speed Control (PTO) 10-pin:Diagram1-Combination1
B6.7/L9 - Adjustable Engine Speed Control (PTO) 10-pin:Diagram1-Combination2
B6.7/L9 - Body Control Module (BCM):Connector J5-1602
B6.7/L9 - Compressed Air Supply:Diagram1
B6.7/L9 - Compressed Air Supply (Aux Air Pressure Gauge) (Hydraulic Split Brake System):Diagram1
B6.7/L9 - Compressed Air Supply (Aux Air Pressure Gauge) (Hydraulic Split Brake System):Diagram2- W/AIR DRYER
B6.7/L9 - Compressed Air Supply (Aux Gauge):Diagram1
B6.7/L9 - Cruise Control (W/ One Telltale 4 Pin):Diagram1-Combination1
B6.7/L9 - Cruise Control (W/ One Telltale 4 Pin):Diagram1-Combination2
B6.7/L9 - Cruise Control (W/ One Telltale 10 Pin):Diagram1-Combination1
B6.7/L9 - Cruise Control (W/ One Telltale 10 Pin):Diagram1-Combination2
B6.7/L9 - Directional Signals (Turn) (HALOGEN) W/ Plow Lights W/O Fender Lights:Diagram1
B6.7/L9 - Directional Signals (Turn) (HALOGEN) W/ Plow Lights W/O Fender Lights:Diagram2-20" Frame
B6.7/L9 - Directional Signals (Turn) (HALOGEN) W/O Plow Lights W/O Fender Lights:Diagram1
B6.7/L9 - Directional Signals (Turn) (HALOGEN) W/O Plow Lights W/O Fender Lights:Diagram2- 20" Frame
B6.7/L9 - Directional Signals (Turn) (LED CAN) W/ Plow Lights W/O Fender Lights:Diagram1
B6.7/L9 - Directional Signals (Turn) (LED CAN) W/ Plow Lights W/O Fender Lights:Diagram2- 20" Frame
B6.7/L9 - Directional Signals (Turn) (LED CAN) W/O Plow Lights W/O Fender Lights:Diagram1

B6.7/L9 - Directional Signals (Turn) (LED CAN) W/O Plow Lights
W/O Fender Lights:Diagram2- 20" Frame
B6.7/L9 - DLB - Remote Power Module (3 RPM n/Switch
Pack):Diagram1-Combination1
B6.7/L9 - DLB - Remote Power Modules (1 RPM n/ Switch
Packs):Diagram1-Combination1
B6.7/L9 - DLB - Remote Power Modules (1 RPM n/ Switch
Packs):Diagram1-Combination2
B6.7/L9 - DLB - Remote Power Modules (1 RPM n/ Switch
Packs):Diagram1-Combination3
B6.7/L9 - DLB - Remote Power Modules (1 RPM w/ Switch
Packs) Option 1:Diagram1-Combination1
B6.7/L9 - DLB - Remote Power Modules (1 RPM w/ Switch
Packs) Option 1:Diagram1-Combination2
B6.7/L9 - DLB - Remote Power Modules (1 RPM w/ Switch
Packs) Option 1:Diagram1-Combination3
B6.7/L9 - DLB - Remote Power Modules (1 RPM w/ Switch
Packs) Option2:Diagram1-Combination1
B6.7/L9 - DLB - Remote Power Modules (1 RPM w/ Switch
Packs) Option2:Diagram1-Combination2
B6.7/L9 - DLB - Remote Power Modules (2 RPM n/ Switch
Pack):Diagram1-Combination1
B6.7/L9 - DLB - Remote Power Modules (2 RPM n/ Switch
Pack):Diagram1-Combination2
B6.7/L9 - DLB - Remote Power Modules (2 RPM n/ Switch
Pack):Diagram1-Combination3
B6.7/L9 - DLB - Remote Power Modules (2 RPM n/ Switch
Pack):Diagram1-Combination4
B6.7/L9 - DLB - Remote Power Modules (2 RPM w/ Switch
Packs):Diagram1-Combination1
B6.7/L9 - DLB - Remote Power Modules (2 RPM w/ Switch
Packs):Diagram1-Combination2
B6.7/L9 - DLB - Remote Power Modules (2 RPM w/ Switch
Packs):Diagram1-Combination3
B6.7/L9 - DLB - Remote Power Modules (2 RPM w/ Switch
Packs):Diagram1-Combination4
B6.7/L9 - DLB - Remote Power Modules (3 RPM w/ Switch
Packs):Diagram1-Combination1
B6.7/L9 - Door Ajar Reminder (Entry/Exit) 2 Door:Diagram1
B6.7/L9 - Door Ajar Reminder(Entry /Exit):4 Door:Diagram1
B6.7/L9 - Driver and Passenger Seats - RollTek (Hard
Wired):Diagram1
B6.7/L9 - Hazard Warning Light N/Trlr Socket:Diagram1-
Combination1

B6.7/L9 - Hazard Warning Light N/Trlr Socket:Diagram1-Combination2
B6.7/L9 - Headlights (Halogen) W/ Plow Lights:Diagram1-LCM-0009-W/LOAD SHED
B6.7/L9 - Headlights (Halogen) W/ Plow Lights:Diagram2-LCM-0009B-N/LOAD SHED
B6.7/L9 - Headlights (Halogen) W/O Plow Lights:Diagram1-LCM-0009-W/LOAD SHED
B6.7/L9 - Headlights (Halogen) W/O Plow Lights:Diagram2-LCM-0009B-N/LOAD SHED
B6.7/L9 - Headlights (Halogen) W/O Plow Lights:Diagram3-20" FRAME-LCM-0009-W/LOAD SHED
B6.7/L9 - Headlights (Halogen) W/O Plow Lights:Diagram4-20" FRAME-LCM-0009B-N/LOAD SHED
B6.7/L9 - Headlights (LED CAN) W/ Plow Lights:Diagram1-LCM-0009-W/LOAD SHED
B6.7/L9 - Headlights (LED CAN) W/ Plow Lights:Diagram2-LCM-0009B-N/LOAD SHED
B6.7/L9 - Headlights (LED CAN) W/ Plow Lights:Diagram3-20" FRAME-LCM-0009-W/LOAD SHED
B6.7/L9 - Headlights (LED CAN) W/ Plow Lights:Diagram4-20" FRAME-LCM-0009B-N/LOAD SHED
B6.7/L9 - Headlights (LED CAN) W/O Plow Lights:Diagram1-LCM-0009-W/LOAD SHED
B6.7/L9 - Headlights (LED CAN) W/O Plow Lights:Diagram2-LCM-0009B-N/LOAD SHED
B6.7/L9 - Headlights (LED CAN) W/O Plow Lights:Diagram3-20" FRAME-LCM-0009-W/LOAD SHED
B6.7/L9 - Headlights (LED CAN) W/O Plow Lights:Diagram4-20" FRAME-LCM-0009B-N/LOAD SHED
B6.7/L9 - Instrument Cluster (Premium):Diagram1-Combination1
B6.7/L9 - Instrument Cluster (Premium):Diagram1-Combination2
B6.7/L9 - Over the Air Programming (OnCommand Link / N2 Module):Diagram1
B6.7/L9 - Park Brake Control (Monitoring) (GEN IV BCM):Diagram1
B6.7/L9 - Park Brake Control (Monitoring) (W/Vehicle Speed):Diagram1
B6.7/L9 - Park Brake Controls (Monitoring) (Door Switch City Horn):Diagram1
B6.7/L9 - Park Brake Controls (Monitoring) W (Door Switch City Horn):Diagram1
B6.7/L9 - Park Brake Controls (Monitoring) W (Hydraulic with Lever):Diagram1

B6.7/L9 - Radio w/Bluetooth:Diagram1-Combination1
B6.7/L9 - Radio w/Bluetooth:Diagram1-Combination2
B6.7/L9 - Radio w/Steering Wheel Pod:Diagram1-Combination1
B6.7/L9 - Radio w/Steering Wheel Pod:Diagram1-Combination2
B6.7/L9 - Seatbelt Reminder (Warning)(Driver & Passenger in parallel):Diagram1
B6.7/L9 - Seatbelt Reminder (Warning)(Driver only):Diagram1
B6.7/L9 - Seats (RollTek) Drivers Seat Only (Hard Wired) - Leather:Diagram1
B6.7/L9 - Seats (RollTek) Drivers Seat Only (Hard Wired) - Modular:Diagram1
B6.7/L9 - Seats (RollTek) Drivers Seat Only (Hard Wired) - Vinyl:Diagram1
B6.7/L9 - Vehicle Information Display (W/ BT):Diagram1
B6.7/L9 - Vehicle Information Display Premium w/ Wi-Fi VID:Diagram1
B6.7/L9 - Vehicle Information Display W/O BT:Diagram1
B6.7/L9 - Vehicle Sleep Mode:Diagram1
B6.7/L9 - Vehicle Speed Control (Cruise Control) 4 Pin:Diagram1
B6.7/L9 - Vehicle Speed Control (Cruise Control) 10 Pin:Diagram1
L9 - 26" Fuel Tank:Diagram1-Combination1
L9 - 26" Fuel Tank - Secondary:Diagram1-Combination1
L9 - 26" Fuel Tank - Secondary:Diagram1-Combination2
L9 - Auxiliary Air Solenoids (1 Normally Closed):Diagram1
L9 - Auxiliary Air Solenoids (2 Normally Closed):Diagram1-Combination1
L9 - Auxiliary Air Solenoids (2 Normally Closed):Diagram1-Combination2
L9 - Auxiliary Air Solenoids (2 Normally Closed):Diagram1-Combination3
L9 - Auxiliary Air Solenoids (3 Normally Closed):Diagram1
L9 - Axle Loading (Weight) Rear:Diagram1-Combination1
L9 - Axle Loading (Weight) Rear:Diagram1-Combination2
L9 - Axle Temperature Monitoring (Single Rear Aux Gauge):Diagram1
L9 - Axle Temperature Monitoring (Single Rear Virtual Gauge):Diagram1
L9 - Axle Temperature Monitoring (Tandem Rear Aux Gauge):Diagram1
L9 - Axle Temperature Monitoring (Tandem Rear Virtual Gauge):Diagram1
L9 - Brake Pressure (Auxiliary Gauge):Diagram1

L9 - Brake Pressure (Virtual Gauge):Diagram1
L9 - Brakes (Hydraulic):Diagram1
L9 - CAN Layout:Body Standard J1939 (250Kbps)
L9 - CAN Layout:Telematics J1708
L9 - City Horn (W/ 4PIN CLK & P. Brake):Diagram1-Combination1
L9 - City Horn (W/ 4PIN CLK & P. Brake):Diagram1-Combination2
L9 - City Horn (W/ 4PIN CLK):Diagram1-Combination1
L9 - City Horn (W/ 4PIN CLK):Diagram1-Combination2
L9 - City Horn (W/ 10PIN CLK & P. Brake):Diagram1
L9 - City Horn (W/ 10PIN CLK):Diagram1
L9 - City Horn W/4PIN CLK:Diagram1
L9 - City Horn W/4PIN CLK:Diagram2-20" Frame
L9 - City Horn W/10PIN CLK:Diagram1
L9 - City Horn W/10PIN CLK:Diagram2-W/SNOW PLOW
L9 - Clutch Monitoring (High and Low Switch to BCM):Diagram1
L9 - Directional Signal (Turn) W/ DAISY CHAIN BOX LAMPS:Diagram1
L9 - Directional Signal (Turn) W/ Daisy Chain Box Lamps W/ Plow Lights:Diagram1
L9 - Directional Signal (Turn) W/ LED BOX LAMPS:Diagram1
L9 - Directional Signal (Turn) W/ LED BOX LAMPS W/Plow Lights:Diagram1
L9 - Directional Signal (Turn) W/ Single Tail Board W/Hazard SW:Diagram1
L9 - Directional Signal (Turn) W/ Single Tail Board W/Plow Lights:Diagram1
L9 - Dual Brake Switch:Diagram1
L9 - Headlight W/Plowlights W/LOWW W/O Headlight Interrupt -10 PIN CLK:Diagram1-Combination1
L9 - Headlight W/Plowlights W/LOWW W/O Headlight Interrupt -10 PIN CLK:Diagram1-Combination2
L9 - Headlights W 10PIN CLK W/LOWW W/Interrupt:Diagram1-Combination1
L9 - Headlights W 10PIN CLK W/LOWW W/Interrupt:Diagram1-Combination2
L9 - Headlights W 10PIN CLK W/LOWW W/O Interrupt:Diagram1-Combination1
L9 - Headlights W 10PIN CLK W/LOWW W/O Interrupt:Diagram1-Combination2
L9 - Headlights W/O Lights ON With Wipers (LOWW) W/O Headlights Interrupt:Diagram1-Combination1

L9 - Headlights W/O Lights ON With Wipers (LOWW) W/O
Headlights Interrupt:Diagram1-Combination2
L9 - Headlights W/O Lights ON with wipers (LOWW) W/
Headlights Interrupt:Diagram1-Combination1
L9 - Headlights W/O Lights ON with wipers (LOWW) W/
Headlights Interrupt:Diagram1-Combination2
L9 - Headlights W/PlowLights W/Headlight Interrupt -10PIN CLK
W/LOWW W/Interrupt:Diagram1-Combination1
L9 - Headlights W/PlowLights W/Headlight Interrupt -10PIN CLK
W/LOWW W/Interrupt:Diagram1-Combination2
L9 - Headlights W/PlowLights W/O Lights ON with wipers
(LOWW) W/ Headlights Interrupt:Diagram1-Combination1
L9 - Headlights W/PlowLights W/O Lights ON with wipers
(LOWW) W/ Headlights Interrupt:Diagram1-Combination2
L9 - Headlights W/Plowlights W/O Lights ON With Wipers
(LOWW) W/O Headlights Interrupt:Diagram1-Combination1
L9 - Headlights W/Plowlights W/O Lights ON With Wipers
(LOWW) W/O Headlights Interrupt:Diagram1-Combination2
L9 - Heating Ventilation & Air Conditioning (HVAC) (Auto Control
head W/PT Transducer N/Low Pressure SW):Diagram1_HVAC
L9 - Heating Ventilation & Air Conditioning (HVAC) (Manual W/
PT Transducer N/Low Pressure SW):Diagram1 - HVAC
L9 - Heating Ventilation & Air Conditioning (HVAC) Auto Temp
Control:Diagram1 - HVAC
L9 - Heating Ventilation & Air Conditioning (HVAC)
Manual:Diagram1
L9 - I/O Expansion:Diagram1
L9 - PARK LIGHTS - N/Marker Interrupt:Diagram1-Combination1
L9 - PARK LIGHTS - N/Marker Interrupt:Diagram1-Combination2
L9 - PARK LIGHTS - W/Marker Interrupt 4 pin
clockspring:Diagram1-Combination1
L9 - PARK LIGHTS - W/Marker Interrupt 4 pin
clockspring:Diagram1-Combination2
L9 - PARK LIGHTS - W/Marker Interrupt 10pin
CLCKSPRING:Diagram1-Combination1
L9 - PARK LIGHTS - W/Marker Interrupt 10pin
CLCKSPRING:Diagram1-Combination2
L9 - Rear Suspension Pressure Monitoring (Auxiliary
Gauge):Diagram1-Combination1
L9 - Rear Suspension Pressure Monitoring (Auxiliary
Gauge):Diagram1-Combination2
L9 - Rear Suspension Pressure Monitoring (Virtual
Gauge):Diagram1-Combination1

L9 - Rear Suspension Pressure Monitoring (Virtual Gauge):Diagram1-Combination2
L9 - Remote Start/Stop:Diagram1
L9 - Remote Start/Stop w/ Emergency Pump:Diagram1
L9 - Transmission Oil Temperature - Manual Trans:Diagram1
L9 - Transmission Oil Temperature - Manual Trans w/Aux Gauge:Diagram1
L9 - Transmission Power Take Off (Auto Trans Single PTO w/21 Parameters):Diagram1
L9 - Transmission Power Take Off (Auto Trans with Lectradrive):Diagram1
L9 - Transmission Power Take Off (Lectrashift PTO with Manual Trans):Diagram1
L9 - Transmission Power Take Off (Manual Trans Single PTO w/ 21 Parameters):Diagram1
L9 - Transmission Power Take Off (Single Input configurable pull up or pull down):Diagram1
L9 - Transmission Power Take Off (Single PTO W/ RPM and Auto Trans):Diagram1
L9 - Transmission Power Take Off (Single PTO W/ RPM and Manual Trans):Diagram1
L9 - Two Speed Axle (AirShift on Shifter):Diagram1
L9 - Windshield Washer Pump & Low Fluid Sensor:Diagram1-Combination1
L9 - Windshield Washer Pump & Low Fluid Sensor:Diagram1-Combination2
L9 - Windshield Wipers:Diagram1
L9 - WORK LIGHT With BackUP - 1 BULB - Manual Trans:Diagram1-Combination1
L9 - WORK LIGHT With BackUP - 1 BULB - Manual Trans:Diagram1-Combination2
L9 - WORK LIGHT With BackUP - 1 BULB - Manual Trans:Diagram1-Combination3
L9 - WORK LIGHT With BackUP - 1 BULB - Manual Trans:Diagram1-Combination4
L9 - WORK LIGHT With BackUP Alarm - 1 BULB:Diagram1-Combination1
L9 - WORK LIGHT With BackUP Alarm - 1 BULB:Diagram1-Combination2
Vehicle Data Recorder (No Display):Diagram2 - Recorder W/ Display
Vehicle Data Recorder (W/ Display):Diagram2 - Recorder W/ Display

Name	Terminal Part Number	V-Min	Name	Wire Part Number	Wire CSA	Wire Spec	Wire Material description	Wire Color Description	Wire Length	End2 Terminal Part Number	End2 Pin Name	End2 Connector
E1	-	-	-	-	-	-	-	-	-	-	-	-
E1	-	-	WIRE722 843	-	0.0	-	-	-	0.0	-	A	1661
E1	-	-	AA9Z	3510311 R1	0.79	18.0	Thin Wall XLPE Primary Cable	GREY	1360.0	-	E3	J5-1602
E1	-	-	KA9A	3510311 R1	0.79	18.0	Thin Wall XLPE Primary Cable	GREY	1310.0	-	-	-
E2	-	-	-	-	-	-	-	-	-	-	-	-
E2	-	-	WIRE722 842	-	0.0	-	-	-	0.0	-	A	1660
E2	-	-	ME106B	3510311 R1	0.79	18.0	Thin Wall XLPE Primary Cable	GREY	1080.0	-	-	-
E3	-	-	AA9Z	3510311 R1	0.79	18.0	Thin Wall XLPE Primary Cable	GREY	1360.0	-	-	-
E3	-	-	AA9Z	3510311 R1	0.79	18.0	Thin Wall XLPE Primary Cable	GREY	1360.0	-	E1	J5-1602
E3	-	-	AA9Z	3510311 R1	0.79	18.0	Thin Wall XLPE Primary Cable	GREY	1360.0	-	A	9830

Name	Terminal Part Number	V-Min	Name	Wire Part Number	Wire CSA	Wire Spec	Wire Material description	Wire Color Description	Wire Length	End2 Terminal Part Number	End2 Pin Name	End2 Connector
E4	-	-	WC6	3510310 R1	0.53	20.0	Thin Wall XLPE Primary Cable	GREY	1385.0	-	B3	1800
E4	-	-	NK6	2643673 R1	0.79	18.0	Std. Wall XLPE Primary Cable	GREY	1385.0	-	B3	1800
E4	-	-	NK6	2643673 R1	0.79	18.0	Std. Wall XLPE Primary Cable	GREY	1385.0	-	-	-
E4	-	-	WC6	3510310 R1	0.53	20.0	Thin Wall XLPE Primary Cable	GREY	1385.0	-	-	-
E4	-	-	ME61B	3510311 R1	0.79	18.0	Thin Wall XLPE Primary Cable	GREY	1080.0	-	-	-
E5	-	-	KA9A	3510311 R1	0.79	18.0	Thin Wall XLPE Primary Cable	GREY	1310.0	-	X	-
E5	-	-	KA9H	-	0.0	18.0	-	GREY	0.0	-	X	-
E6	-	-	SA6DB	3510310 R1	0.53	20.0	Thin Wall XLPE Primary Cable	GREY	3225.0	-	-	-
E6	-	-	SA6DB	3510310 R1	0.53	20.0	Thin Wall XLPE Primary Cable	GREY	3225.0	-	19	A01_170 3M

Name	Terminal Part Number	V-Min	Name	Wire Part Number	Wire CSA	Wire Spec	Wire Material description	Wire Color Description	Wire Length	End2 Terminal Part Number	End2 Pin Name	End2 Connector
E6	-	-	SA6DB	3510310 R1	0.53	20.0	Thin Wall XLPE Primary Cable	GREY	3225.0	-	19	1703M
E6	-	-	SA6DB	3510310 R1	0.53	20.0	Thin Wall XLPE Primary Cable	GREY	3225.0	-	19	A31_1703M
E7	-	-	AA9B	3510311 R1	0.79	18.0	Thin Wall XLPE Primary Cable	GREY	744.0	-	X	-
E8	-	-	ME106B	3510311 R1	0.79	18.0	Thin Wall XLPE Primary Cable	GREY	1080.0	-	56	1701
E8	-	-	ME106B	3510311 R1	0.79	18.0	Thin Wall XLPE Primary Cable	GREY	1080.0	-	-	-
E8	-	-	NL6A	2643673 R1	0.79	18.0	Std. Wall XLPE Primary Cable	GREY	1000.0	-	28	1700
E9	-	-	LP88	3510299 R1	0.79	18.0	Thin Wall XLPE Primary Cable	LIGHT GREEN	3225.0	-	60	1703M
E9	-	-	LP88	3510299 R1	0.79	18.0	Thin Wall XLPE Primary Cable	LIGHT GREEN	3225.0	-	-	-

Name	Terminal Part Number	V-Min	Name	Wire Part Number	Wire CSA	Wire Spec	Wire Material description	Wire Color Description	Wire Length	End2 Terminal Part Number	End2 Pin Name	End2 Connector
E11	-	-	AB50	3510335 R1	0.79	18.0	Thin Wall XLPE Primary Cable	YELLOW 2	1125.0	-	P	0009
E11	-	-	AC50	3510335 R1	0.79	18.0	Thin Wall XLPE Primary Cable	YELLOW 2	2220.0	-	P	0009B
E11	-	-	AB50	3510335 R1	0.79	18.0	Thin Wall XLPE Primary Cable	YELLOW 2	1125.0	-	-	-
E11	-	-	AC50	3510335 R1	0.79	18.0	Thin Wall XLPE Primary Cable	YELLOW 2	2220.0	-	-	-
E11	-	-	AC50	3510335 R1	0.79	18.0	Thin Wall XLPE Primary Cable	YELLOW 2	2220.0	-	P	A01_000 9B
E11	-	-	AB50	3510335 R1	0.79	18.0	Thin Wall XLPE Primary Cable	YELLOW 2	1125.0	-	P	A01_0009
E11	-	-	AB50	3510335 R1	0.79	18.0	Thin Wall XLPE Primary Cable	YELLOW 2	1125.0	-	P	A01_000 9B
E12	-	-	LS59A	3510311 R1	0.79	18.0	Thin Wall XLPE Primary Cable	GREY	1080.0	-	32	1701


Name	Terminal Part Number	V-Min	Name	Wire Part Number	Wire CSA	Wire Spec	Wire Material description	Wire Color Description	Wire Length	End2 Terminal Part Number	End2 Pin Name	End2 Connector
E12	-	-	LS59A	3510311 R1	0.79	18.0	Thin Wall XLPE Primary Cable	GREY	1080.0	-	-	-
E13	-	-	YG96A	3510335 R1	0.79	18.0	Thin Wall XLPE Primary Cable	YELLOW 2	1575.0	-	X	-
E13	-	-	YG96A	3510335 R1	0.79	18.0	Thin Wall XLPE Primary Cable	YELLOW 2	1575.0	-	-	-
E13	-	-	YG53A	3510337 R1	1.91	14.0	Thin Wall XLPE Primary Cable	YELLOW 2	1555.0	-	X	-
E14	-	-	WB70A	3510364 R1	0.53	20.0	Thin Wall XLPE Primary Cable	RED	1385.0	-	A6	1800
E15	-	-	WB70	3510364 R1	0.53	20.0	Thin Wall XLPE Primary Cable	RED	1385.0	-	B9	1800
E15	-	-	XS70	3510311 R1	0.79	18.0	Thin Wall XLPE Primary Cable	GREY	1385.0	-	B9	1800
E16	-	-	AE11-GAC	3510359 R1	0.79	18.0	Thin Wall XLPE Primary Cable	WHITE	940.0	-	-	-
F1	-	-	-	-	-	-	-	-	-	-	-	-
F2	-	-	-	-	-	-	-	-	-	-	-	-
F3	-	-	-	-	-	-	-	-	-	-	-	-

Name	Terminal Part Number	V-Min	Name	Wire Part Number	Wire CSA	Wire Spec	Wire Material description	Wire Color Description	Wire Length	End2 Terminal Part Number	End2 Pin Name	End2 Connect or
F4	-	-	-	-	-	-	-	-	-	-	-	-
F5	-	-	-	-	-	-	-	-	-	-	-	-
F5	-	-	WIRE722 732	-	0.0	-	-	-	0.0	-	PIN1	-
F6	-	-	-	-	-	-	-	-	-	-	-	-
F6	-	-	WIRE722 731	-	0.0	-	-	-	0.0	-	PIN1	-
F7	-	-	ME61B	3510311 R1	0.79	18.0	Thin Wall XLPE Primary Cable	GREY	1080.0	-	55	1701
F7	-	-	ME61B	3510311 R1	0.79	18.0	Thin Wall XLPE Primary Cable	GREY	1080.0	-	-	-
F8	-	-	LF104D	3510353 R1	0.79	18.0	Thin Wall XLPE Primary Cable	DARK BLUE	1080.0	-	43	1701
F8	-	-	LF104D	3510353 R1	0.79	18.0	Thin Wall XLPE Primary Cable	DARK BLUE	1080.0	-	-	-
F9	-	-	RA28BA	3510329 R1	0.79	18.0	Thin Wall XLPE Primary Cable	TAN	3225.0	-	-	-
F10	-	-	ZU71D	3510317 R1	0.79	18.0	Thin Wall XLPE Primary Cable	ORANGE	1175.0	-	-	-

Name	Terminal Part Number	V-Min	Name	Wire Part Number	Wire CSA	Wire Spec	Wire Material description	Wire Color Description	Wire Length	End2 Terminal Part Number	End2 Pin Name	End2 Connector
F11	-	-	UJ93A	3510329 R1	0.79	18.0	Thin Wall XLPE Primary Cable	TAN	3225.0	-	-	-
F11	-	-	UJ93A	3510329 R1	0.79	18.0	Thin Wall XLPE Primary Cable	TAN	3225.0	-	56	1703M
F12	-	-	VU103B	3510299 R1	0.79	18.0	Thin Wall XLPE Primary Cable	LIGHT GREEN	1125.0	-	-	-
F12	-	-	VU103B	3510299 R1	0.79	18.0	Thin Wall XLPE Primary Cable	LIGHT GREEN	1125.0	-	B	A01_1940
F12	-	-	VU103B	3510299 R1	0.79	18.0	Thin Wall XLPE Primary Cable	LIGHT GREEN	1125.0	-	B	1940
F14	-	-	VU103A	3510299 R1	0.79	18.0	Thin Wall XLPE Primary Cable	LIGHT GREEN	1125.0	-	-	-
F14	-	-	VU103A	3510299 R1	0.79	18.0	Thin Wall XLPE Primary Cable	LIGHT GREEN	1125.0	-	A	A01_1940
F14	-	-	VU103A	3510299 R1	0.79	18.0	Thin Wall XLPE Primary Cable	LIGHT GREEN	1125.0	-	A	1940


Name	Terminal Part Number	V-Min	Name	Wire Part Number	Wire CSA	Wire Spec	Wire Material description	Wire Color Description	Wire Length	End2 Terminal Part Number	End2 Pin Name	End2 Connector
F16	-	-	WC44D	3510311 R1	0.79	18.0	Thin Wall XLPE Primary Cable	GREY	1080.0	-	A1	J3-1600
F16	-	-	XS90PA	2643673 R1	0.79	18.0	Std. Wall XLPE Primary Cable	GREY	3225.0	-	26	1703M

Connector Name J5
 Part Number RING-M-5_0
 Instances B6.7 - Leece-Neville AVI160-210A/240A Alternator W/
 Sensor:Diagram1
 Mates DEV-Alternator-300



Name	Terminal Part Number	V-Min	Name	Wire Part Number	Wire CSA	Wire Spec	Wire Material description	Wire Color Description	Wire Length	End2 Terminal Part Number	End2 Pin Name	End2 Connector
1	-	-	7A	3510366 R1	1.16	16.0	Thin Wall XLPE Primary Cable	RED	3300.0	-	B	K22_1F

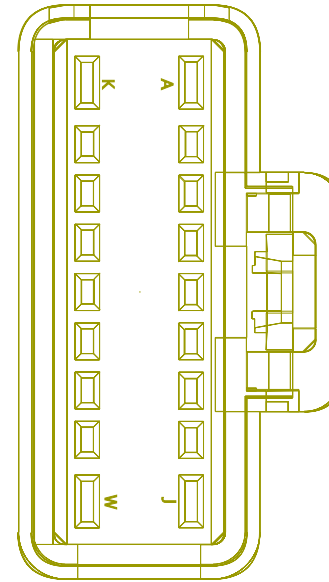
Connector Name J5
 Part Number RING-M-5_0
 Instances B6.7 - Leece-Neville - LN 325A Alternator W/Sensor:Diagram1
 Mates DEV-Alternator-300



Name	Terminal Part Number	V-Min	Name	Wire Part Number	Wire CSA	Wire Spec	Wire Material description	Wire Color Description	Wire Length	End2 Terminal Part Number	End2 Pin Name	End2 Connector
1	-	-	7A	3510366 R1	1.16	16.0	Thin Wall XLPE Primary Cable	RED	3300.0	-	B	K22_1F

Connector Name J6-1606
Part Number 3759005C1
Instances

- B6.7 - Dual Brake Switch:Diagram1
- B6.7 - 26" Fuel Tank:Diagram1-Combination1
- B6.7 - 26" Fuel Tank - Secondary:Diagram1-Combination1
- B6.7 - 26" Fuel Tank - Secondary:Diagram1-Combination2
- B6.7 - Adaptive Cruise Control w/o Display (Bendix):Diagram1
- B6.7 - Auto Neutral (Allison W/ Multiplex Switch & Confirmation Telltale):Diagram1
- B6.7 - Auxiliary Air Solenoids (1 Normally Closed):Diagram1
- B6.7 - Auxillary Air Solenoids Normally Open:Diagram 1
- B6.7 - Axle Loading (Weight) Rear:Diagram1-Combination1
- B6.7 - Axle Loading (Weight) Rear:Diagram1-Combination2
- B6.7 - Brake Pressure (Auxiliary Gauge):Diagram1
- B6.7 - Brake Pressure (Virtual Gauge):Diagram1
- B6.7 - Brakes (Hydraulic):Diagram1
- B6.7 - CAN Layout:Cab Standard J1939 (250Kbps)
- B6.7 - CAN Layout:HMI Standard J1939 (125Kbps)
- B6.7 - CAN Layout:Powertrain Standard J1939 (500Kbps)
- B6.7 - City Horn W/4PIN CLK:Diagram1
- B6.7 - City Horn W/4PIN CLK:Diagram2-20" Frame
- B6.7 - City Horn W/10PIN CLK:Diagram1
- B6.7 - City Horn W/10PIN CLK:Diagram2-W/SNOW PLOW
- B6.7 - Clutch Monitoring (High and Low Switch to BCM):Diagram1
- B6.7 - Cooling Fan Control Two-Speed:Diagram1
- B6.7 - Crank Inhibit (W/ Hood Switch):Diagram1
- B6.7 - Crank Inhibit (with ECM --> BODY CONTROL MODULE ONLY):Diagram1
- B6.7 - Cranking (Starter) GEN4 BODY CONTROL MODULE W/ O Thermal Overcrank:Diagram1-Combination1
- B6.7 - Cranking (Starter) GEN4 BODY CONTROL MODULE W/ O Thermal Overcrank:Diagram1-Combination2
- B6.7 - Cranking (Starter) GEN4 BODY CONTROL MODULE W/ O Thermal Overcrank:Diagram1-Combination3
- B6.7 - Cranking (Starter) GEN4 BODY CONTROL MODULE W/ O Thermal Overcrank:Diagram1-Combination4
- B6.7 - Cranking (Starter) GEN4 BODY CONTROL MODULE W/ O Thermal Overcrank:Diagram1-Combination5
- B6.7 - Cranking Request (w/ Key Switch w/ BCM):Diagram1-Combination1
- B6.7 - Cranking Request (w/ Key Switch w/ BCM):Diagram1-Combination2



B6.7 - Current Monitoring (Ammeter):Diagram1-Combination1
B6.7 - Current Monitoring (Ammeter):Diagram1-Combination2
B6.7 - Directional Signal (Turn) W/ DAISY CHAIN BOX
LAMPS:Diagram1
B6.7 - Directional Signal (Turn) W/ Daisy Chain Box Lamps W/
Plow Lights:Diagram1
B6.7 - Directional Signal (Turn) W/ LED BOX LAMPS:Diagram1
B6.7 - Directional Signal (Turn) W/ LED BOX LAMPS W/Plow
Lights:Diagram1
B6.7 - Directional Signal (Turn) W/ Single Tail Board W/Hazard
SW:Diagram1
B6.7 - Directional Signal (Turn) W/ Single Tail Board W/Plow
Lights:Diagram1
B6.7 - Driver Controlled Locking Differential - RR Axle (Dana w/
one sw):Diagram1
B6.7 - Driver Controlled Locking Differential - RR Axle (Dana w/
one sw):Diagram1
B6.7 - Driver Controlled Locking Differential - RR Axle (Meritor
w/ one sw):Diagram1
B6.7 - Exterior Lamp Check:Diagram1
B6.7 - Fog Lights (Halogen White TOP MTG):Diagram1
B6.7 - Fog Lights (LED White TOP MTG):Diagram1
B6.7 - Front Fog Lamps:Diagram1
B6.7 - Front Fog Lights W CONNECTOR:Diagram1
B6.7 - Headlight W/Plowlights, W/LOWW, W/O
Interrupt:Diagram1-Combination1
B6.7 - Headlight W/Plowlights, W/LOWW, W/O
Interrupt:Diagram1-Combination2
B6.7 - Headlight W/Plowlights, W/O LOWW, W/O
Interrupt:Diagram1-Combination1
B6.7 - Headlight W/Plowlights, W/O LOWW, W/O
Interrupt:Diagram1-Combination2
B6.7 - Headlights W 10PIN CLK W/LOWW W/O
Interrupt:Diagram1-Combination1
B6.7 - Headlights W 10PIN CLK W/LOWW W/O
Interrupt:Diagram1-Combination2
B6.7 - Headlights W 10PIN CLK W/LOWW W/
Interrupt:Diagram1-Combination1
B6.7 - Headlights W 10PIN CLK W/LOWW W/
Interrupt:Diagram1-Combination2
B6.7 - Headlights W/O Lights ON with wipers (LOWW) W/
Headlights Interrupt:Diagram1-Combination1
B6.7 - Headlights W/O Lights ON with wipers (LOWW) W/
Headlights Interrupt:Diagram1-Combination2

B6.7 - Headlights W/O Lights ON With Wipers (LOWW) W/O
Headlights Interrupt:Diagram1-Combination1
B6.7 - Headlights W/O Lights ON With Wipers (LOWW) W/O
Headlights Interrupt:Diagram1-Combination2
B6.7 - Headlights W/PlowLights, W/LOWW, W/
Interrupt:Diagram1-Combination1
B6.7 - Headlights W/PlowLights, W/LOWW, W/
Interrupt:Diagram1-Combination2
B6.7 - Headlights W/PlowLights, W/O LOWW, W/
Interrupt:Diagram1-Combination1
B6.7 - Headlights W/PlowLights, W/O LOWW, W/
Interrupt:Diagram1-Combination2
B6.7 - Heating Ventilation & Air Conditioning (HVAC)
(Auto Control head W/PT Transducer N/Low Pressure
SW):Diagram1_HVAC
B6.7 - Heating Ventilation & Air Conditioning (HVAC) (Manual W/
PT Transducer N/Low Pressure SW):Diagram1 - HVAC
B6.7 - Heating Ventilation & Air Conditioning (HVAC) Auto Temp
Control:Diagram1 - HVAC
B6.7 - Heating Ventilation & Air Conditioning (HVAC)
Manual:Diagram1
B6.7 - License Plate Light (Tail Light Single Assy.) W/Less
Power Module:Diagram1
B6.7 - PARK LIGHTS - N/Marker Interrupt:Diagram1-
Combination1
B6.7 - PARK LIGHTS - N/Marker Interrupt:Diagram1-
Combination2
B6.7 - PARK LIGHTS - W/Marker Interrupt 10pin
CLKSPRING:Diagram1-Combination1
B6.7 - PARK LIGHTS - W/Marker Interrupt 10pin
CLKSPRING:Diagram1-Combination2
B6.7 - PARK LIGHTS - W/Marker Interrupt 4 pin
clockspring:Diagram1-Combination1
B6.7 - PARK LIGHTS - W/Marker Interrupt 4 pin
clockspring:Diagram1-Combination2
B6.7 - Power Lift Gate:Diagram1
B6.7 - Range Inhibit (sixth gear inhibit switch):Diagram1-
Combination1
B6.7 - Range Inhibit (sixth gear inhibit switch):Diagram1-
Combination2
B6.7 - Rear Light (LED BOX LAMP Tail Light):Diagram1
B6.7 - Rear Light (Tail Light) W Daisy Chain pair of Box
Lamps:Diagram1
B6.7 - Rear Light Tail Light:Diagram1

B6.7 - Rear Lights Stop (Daisy Chain):Diagram1
B6.7 - Rear Lights Stop - Dual Assembly:Diagram1
B6.7 - Rear Lights Stop - Single Assembly:Diagram1
B6.7 - Rear Suspension Pressure Monitoring (Auxiliary Gauge):Diagram1-Combination1
B6.7 - Rear Suspension Pressure Monitoring (Auxiliary Gauge):Diagram1-Combination2
B6.7 - Rear Suspension Pressure Monitoring (Virtual Gauge):Diagram1-Combination1
B6.7 - Rear Suspension Pressure Monitoring (Virtual Gauge):Diagram1-Combination2
B6.7 - Remote Start/Stop:Diagram1
B6.7 - Remote Start/Stop w/ Emergency Pump:Diagram1
B6.7 - Stability Control (Bendix Straight Truck J1939 Driven Lamp):Diagram1
B6.7 - Starter Interlock (BCM LSD Controlled w/ Relay & N/ Auto SS) EATON XMSN:Diagram1
B6.7 - Starter Interlock (BCM LSD Controlled w/ Relay) Eaton Procision:Diagram1
B6.7 - Starter Interlocks (BCM Controlled with Input from Allison 1K/2K TCM):Diagram1-Combination1
B6.7 - Starter Interlocks (BCM Controlled with Input from Allison 1K/2K TCM):Diagram1-Combination2
B6.7 - Starter Interlocks (BCM Controlled with Input from Allison 3K/4K TCM):Diagram1-Combination1
B6.7 - Starter Interlocks (BCM Controlled with Input from Allison 3K/4K TCM):Diagram1-Combination2
B6.7 - TEM _Electric Trailer Brake Controller Activated Stop:Diagram1
B6.7 - TEM _Electric Trailer Brake Controller Activated Stop Option2:Diagram1
B6.7 - Traction Control Bendix:Diagram1-Combination1
B6.7 - Traction Control Bendix:Diagram1-Combination2
B6.7 - Transmission Power Take Off (Auto Trans Single PTO w/21 Parameters):Diagram1
B6.7 - Transmission Power Take Off (Auto Trans with Lectradrive):Diagram1
B6.7 - Transmission Power Take Off (Lectrashift PTO with Manual Trans):Diagram1
B6.7 - Transmission Power Take Off (Manual Trans Single PTO w/ 21 Parameters):Diagram1
B6.7 - Transmission Power Take Off (Single Input configurable pull up or pull down):Diagram1

B6.7 - Transmission Power Take Off (Single PTO W/ RPM and Auto Trans):Diagram1
B6.7 - Transmission Power Take Off (Single PTO W/ RPM and Manual Trans):Diagram1
B6.7 - Transmission Shifter (Eaton Procision):Diagram1
B6.7 - Transmission Shifter (Eaton T-Handle with Park Pawl):Diagram1-Combination1
B6.7 - Transmission Shifter (Eaton T-Handle with Park Pawl):Diagram1-Combination2
B6.7 - Transmission Shifter (T-Handle for Allison; With Park Position):Diagram1-Combination1
B6.7 - Transmission Shifter (T-Handle for Allison; With Park Position):Diagram1-Combination2
B6.7 - Two Speed Axle (AirShift on Shifter):Diagram1
B6.7 - Two Speed Axle (with BCM; Automactic Transmission and switch on dash):Diagram1
B6.7 - Windshield Washer Pump & Low Fluid Sensor:Diagram1-Combination1
B6.7 - Windshield Washer Pump & Low Fluid Sensor:Diagram1-Combination2
B6.7 - WORK LIGHT - 1 BULB:Diagram1-Combination1
B6.7 - WORK LIGHT - 1 BULB:Diagram1-Combination2
B6.7 - WORK LIGHT With BackUP 1 BULB - Manual Trans:Diagram1-Combination1
B6.7 - WORK LIGHT With BackUP 1 BULB - Manual Trans:Diagram1-Combination2
B6.7 - WORK LIGHT With BackUP Alarm - 1 BULB:Diagram1-Combination1
B6.7 - WORK LIGHT With BackUP Alarm - 1 BULB:Diagram1-Combination2
B6.7 - WORK LIGHT With RKE - 1 BULB:Diagram1-Combination1
B6.7 - WORK LIGHT With RKE - 1 BULB:Diagram1-Combination2
B6.7 - Work Lights LED With Switch Pack - Day Cab:Diagram1-Combination1
B6.7 - Work Lights LED With Switch Pack - Day Cab:Diagram1-Combination2
B6.7/L9 - DPF - With Bistable Inhibit Sw:Diagram1
B6.7/L9 - DPF - With Monostable Inhibit Sw:Diagram1
B6.7/L9 - Park Brake Controls (Monitoring) (Door Switch City Horn Hydraulic with Lever):Diagram1
B6.7/L9 - Park Brake Controls (Monitoring) (Hydraulic with Lever):Diagram1

B6.7/L9 - Park Brake Controls (Monitoring) W (Door Switch City Horn Hydraulic with Lever):Diagram1
B6.7/L9 - Adaptive Cruise Control (Bendix Wingman Advanced N/ DIU):Diagram1
B6.7/L9 - Adaptive Cruise Control (Fusion 3.0 N/ DIU):Diagram1
B6.7/L9 - Adjustable Engine Speed Control (PTO) 4-pin:Diagram1
B6.7/L9 - Adjustable Engine Speed Control (PTO) 10-pin:Diagram1-Combination1
B6.7/L9 - Adjustable Engine Speed Control (PTO) 10-pin:Diagram1-Combination2
B6.7/L9 - Alternate Flashing (Wig Wag) - Park Brake disables High Beams:Diagram1
B6.7/L9 - Alternate Flashing (Wig Wag) - Park Brake disables Wig Wag:Diagram1
B6.7/L9 - Antilock Brake Systems (ABS) (Wabco Hydraulic 4 Channel N/ Stability):Diagram1
B6.7/L9 - Antilock Brake Systems (ABS) (Wabco Hydraulic 4 Channel W/ Stability):Diagram1
B6.7/L9 - Auto Neutral (Eaton Procision):Diagram1
B6.7/L9 - Automatic Lighting:Diagram1
B6.7/L9 - Automatic Lighting:Diagram2
B6.7/L9 - Automatic Lighting (Dual Sensor Twilight/ Solar):Diagram1-LCM-009-W/LOAD SHED
B6.7/L9 - Automatic Lighting (Dual Sensor Twilight/ Solar):Diagram2-LCM-009B-N/LOAD SHED
B6.7/L9 - Automatic Lighting (Single Sensor, Twilight):Diagram1-LCM-009-W/LOAD SHED
B6.7/L9 - Automatic Lighting (Single Sensor, Twilight):Diagram2-LCM-009B-N/LOAD SHED
B6.7/L9 - Automatic Lighting - Dual Sensor Twilight/ Solar:Diagram1
B6.7/L9 - Automatic Lighting - Dual Sensor Twilight/ Solar:Diagram2
B6.7/L9 - Auxiliary Guage:Diagram1
B6.7/L9 - Auxiliary Power (40A) HSD:Diagram1
B6.7/L9 - Auxiliary Power (40A) HSD 1:Diagram1
B6.7/L9 - Body Builder Aux Power (In Cab, BOC, or EOF):Diagram1-Option 1 (In Cab, W/08HAU)
B6.7/L9 - Body Builder Aux Power (In Cab, BOC, or EOF):Diagram1-Option 2 (Back-of-Cab, W/08HAB)
B6.7/L9 - Body Builder Aux Power (In Cab, BOC, or EOF):Diagram1-Option 3 (End-of-Frame, W/08HAE)
B6.7/L9 - Body Control Module (BCM):Connector J6-1606

B6.7/L9 - Compressed Air Supply:Diagram1
B6.7/L9 - Compressed Air Supply (Aux Air Pressure Gauge)
(Hydraulic Split Brake System):Diagram1
B6.7/L9 - Compressed Air Supply (Aux Air Pressure Gauge)
(Hydraulic Split Brake System):Diagram2- W/AIR DRYER
B6.7/L9 - Compressed Air Supply (Aux Gauge):Diagram1
B6.7/L9 - Coolant Temperature Monitoring:Diagram1
B6.7/L9 - Crank Inhibit (W/ Hood Switch):Diagram1
B6.7/L9 - Crank Inhibit (W/ Hood Switch):Diagram2- EXT Frame
B6.7/L9 - Cruise Control (W/ One Telltale 4 Pin):Diagram1-
Combination1
B6.7/L9 - Cruise Control (W/ One Telltale 4 Pin):Diagram1-
Combination2
B6.7/L9 - Cruise Control (W/ One Telltale 10 Pin):Diagram1-
Combination1
B6.7/L9 - Cruise Control (W/ One Telltale 10 Pin):Diagram1-
Combination2
B6.7/L9 - Daytime Running Lights W/CAN Headlamps:Diagram1
B6.7/L9 - Directional Signals (Turn) (LED CAN) W/ Plow Lights
W/O Fender Lights:Diagram1
B6.7/L9 - Directional Signals (Turn) (LED CAN) W/ Plow Lights
W/O Fender Lights:Diagram2- 20" Frame
B6.7/L9 - Directional Signals (Turn) (LED CAN) W/O Plow Lights
W/O Fender Lights:Diagram1
B6.7/L9 - Directional Signals (Turn) (LED CAN) W/O Plow Lights
W/O Fender Lights:Diagram2- 20" Frame
B6.7/L9 - Door Ajar Reminder (Entry/Exit) 2 Door:Diagram1
B6.7/L9 - Door Ajar Reminder(Entry /Exit):4 Door:Diagram1
B6.7/L9 - Door Pod Module (2 Door):Diagram1
B6.7/L9 - Door Pod Module (4 Door):Diagram1
B6.7/L9 - DPF - Regen Switch Only:Diagram1
B6.7/L9 - Dual Auxiliary Power with Interlock:Diagram1
B6.7/L9 - Economy Monitor:Diagram1
B6.7/L9 - Engine Brake Mux Switch:Diagram1
B6.7/L9 - Engine Brake W/ Stalk Shifter:Diagram1
B6.7/L9 - Engine Oil Level Monitoring:Diagram1
B6.7/L9 - Engine Oil Pressure:Diagram1
B6.7/L9 - Engine Oil Temperature NA MUX:Diagram1
B6.7/L9 - Engine Oil Temperature NA MUX AUX
Gauge:Diagram1
B6.7/L9 - Engine Usage Monitoring (Base) NA:Diagram1
B6.7/L9 - Engine Usage Monitoring (VID Option):Diagram1
B6.7/L9 - Engine Warning MUX:Diagram1
B6.7/L9 - Exhaust Brake (Cummins):Diagram1

B6.7/L9 - Exterior Lamp Reminder:Diagram1
B6.7/L9 - Fifth Wheel Slide:Diagram1
B6.7/L9 - Front Fog Lamps:Diagram1
B6.7/L9 - GEN IV Cluster (Monitor):Diagram1
B6.7/L9 - Hazard Warning Light N/Trlr Socket:Diagram1-
Combination1
B6.7/L9 - Hazard Warning Light N/Trlr Socket:Diagram1-
Combination2
B6.7/L9 - Headlights (Halogen) W/ Plow Lights:Diagram1-
LCM-0009-W/LOAD SHED
B6.7/L9 - Headlights (Halogen) W/ Plow Lights:Diagram2-
LCM-0009B-N/LOAD SHED
B6.7/L9 - Headlights (Halogen) W/O Plow Lights:Diagram1-
LCM-0009-W/LOAD SHED
B6.7/L9 - Headlights (Halogen) W/O Plow Lights:Diagram2-
LCM-0009B-N/LOAD SHED
B6.7/L9 - Headlights (Halogen) W/O Plow Lights:Diagram3-20"
FRAME-LCM-0009-W/LOAD SHED
B6.7/L9 - Headlights (Halogen) W/O Plow Lights:Diagram4-20"
FRAME-LCM-0009B-N/LOAD SHED
B6.7/L9 - Headlights (LED CAN) W/ Plow Lights:Diagram1-
LCM-0009-W/LOAD SHED
B6.7/L9 - Headlights (LED CAN) W/ Plow Lights:Diagram2-
LCM-0009B-N/LOAD SHED
B6.7/L9 - Headlights (LED CAN) W/ Plow Lights:Diagram3-20"
FRAME-LCM-0009-W/LOAD SHED
B6.7/L9 - Headlights (LED CAN) W/ Plow Lights:Diagram4-20"
FRAME-LCM-0009B-N/LOAD SHED
B6.7/L9 - Headlights (LED CAN) W/O Plow Lights:Diagram1-
LCM-0009-W/LOAD SHED
B6.7/L9 - Headlights (LED CAN) W/O Plow Lights:Diagram2-
LCM-0009B-N/LOAD SHED
B6.7/L9 - Headlights (LED CAN) W/O Plow Lights:Diagram3-20"
FRAME-LCM-0009-W/LOAD SHED
B6.7/L9 - Headlights (LED CAN) W/O Plow Lights:Diagram4-20"
FRAME-LCM-0009B-N/LOAD SHED
B6.7/L9 - Heated Mirrors (Hood with Door Pods):Diagram1
B6.7/L9 - Heated Windshield:Diagram1
B6.7/L9 - Height Control:Diagram1
B6.7/L9 - Instrument Cluster - Bulb Check:Diagram1
B6.7/L9 - Instrument Cluster - Request and Status:Diagram1
B6.7/L9 - Intake Manifold Pressure (IMP) (Cummins 2350A and
MX-1 NA) AUX gauge:Diagram1

B6.7/L9 - Intake Manifold Pressure (IMP) (Cummins 2350A NA):Diagram1
B6.7/L9 - Jaw Unlock Control:Diagram1
B6.7/L9 - Jaw Unlock Control W/ SOLENOIDS W/SWITCH PACKS:Diagram1
B6.7/L9 - Marker Lighting (LED CAN Headlamp) N/Plow Lts N/ Fender Lts N/Guide Posts:Diagram1
B6.7/L9 - Marker Lighting (LED CAN Headlamp) N/Plow Lts N/ Fender Lts N/Guide Posts:Diagram2-20" Frame
B6.7/L9 - Marker Lighting (LED CAN Headlamp) N/Plow Lts N/ Fender Lts W/Guide Posts:Diagram1
B6.7/L9 - Marker Lighting (LED CAN Headlamp) N/Plow Lts N/ Fender Lts W/Guide Posts:Diagram2-20" Frame
B6.7/L9 - Marker Lighting (LED CAN Headlamp) W/Plow Lts N/ Fender Lts N/Guide Posts:Diagram1
B6.7/L9 - Marker Lighting (LED CAN Headlamp) W/Plow Lts N/ Fender Lts N/Guide Posts:Diagram2-20" Frame
B6.7/L9 - Mirrors (Heat) [Switch Pack Actuated includes Hood Mirrors]:Diagram1
B6.7/L9 - Mirrors (Heat) [Switch Pack Actuated Relay Driven]:Diagram1
B6.7/L9 - Mirrors (Heated) (Door Pod Actuated, 2 Cab and 1 Hood Mirror Right Side Only):Diagram1
B6.7/L9 - Mirrors (Heated) (Door Pod Actuated, 2 Cab and 1 Hood Mirror Right Side Only):Diagram2_20" Frame
B6.7/L9 - Mirrors (Heated) (Door Pod Actuated, 2 Cab and 2 Hood Mirrors):Diagram1
B6.7/L9 - Mirrors (Heated) (Door Pod Actuated, 2 Cab and 2 Hood Mirrors):Diagram2_20" Frame
B6.7/L9 - Mirrors (Heated) (MUX Switch, 2 Cab and 2 Hood Mirrors):Diagram1
B6.7/L9 - Mirrors (Heated) (MUX Switch, 2 Cab and 2 Hood Mirrors):Diagram2- 20" FRAME
B6.7/L9 - Odometer (via BCM/EGC)-Horizon:Diagram1
B6.7/L9 - Operator Input:Diagram1-Combination1
B6.7/L9 - Operator Input:Diagram1-Combination2
B6.7/L9 - Over the Air Programming (OnCommand Link / N2 Module):Diagram1
B6.7/L9 - Park Brake Control (Monitoring) (GEN IV BCM):Diagram1
B6.7/L9 - Park Brake Control (Monitoring) (W/Vehicle Speed):Diagram1
B6.7/L9 - Park Brake Controls (Monitoring) (Door Switch City Horn):Diagram1

B6.7/L9 - Park Brake Controls (Monitoring) W (Door Switch City Horn):Diagram1
B6.7/L9 - Park Brake Controls (Monitoring) W (Hydraulic with Lever):Diagram1
B6.7/L9 - Power Divider Lock Control and Monitoring:Diagram1
B6.7/L9 - Prewire Front Fog Lights:Diagram1
B6.7/L9 - PTO (Fuel and Hours):Diagram1
B6.7/L9 - Real Time Clock:Diagram1
B6.7/L9 - Rear Axle Load Distribution:Diagram1
B6.7/L9 - Relays - Grid Management:Diagram1
B6.7/L9 - Remote Keyless Access:Diagram1
B6.7/L9 - Seatbelt Reminder (Warning)(Driver only):Diagram1
B6.7/L9 - Snow Plow Lights Switch:Diagram1
B6.7/L9 - Theft Deterrent (Without additional relay):Diagram1
B6.7/L9 - Trans Range Inhibit (J1939 Comm):Diagram1
B6.7/L9 - Transfer Case - High/Low Air Sol:Diagram1
B6.7/L9 - Transfer Case - High/Neu/Low Air Sol:Diagram1
B6.7/L9 - Transmission - MODE Selection:Diagram1
B6.7/L9 - Transmission Oil Temperature Automatic Trans Option2:Diagram1
B6.7/L9 - Transmission Oil Temperature-Automatic Trans w/Aux Gauge:Diagram1
B6.7/L9 - Transmission Power Take Off (60AKG):Diagram1
B6.7/L9 - Trip Odometer (w/ECM & TCM):Diagram1
B6.7/L9 - Trip Odometer (w/ECM):Diagram1
B6.7/L9 - Trip Odometer (w/VID):Diagram1
B6.7/L9 - Up Shift Indicator:Diagram1
B6.7/L9 - Vehicle Alarm System:Diagram1
B6.7/L9 - Vehicle Information Display (W/ BT):Diagram1
B6.7/L9 - Vehicle Information Display Premium w/ Wi-Fi VID:Diagram1
B6.7/L9 - Vehicle Information Display W/O BT:Diagram1
B6.7/L9 - Vehicle Sleep Mode:Diagram1
B6.7/L9 - Vehicle Speed Control (Cruise Control) 4 Pin:Diagram1
B6.7/L9 - Vehicle Speed Control (Cruise Control) 10 Pin:Diagram1
B6.7/L9 - Voltage Monitoring (Voltmeter) (with Aux gauge):Diagram1
B6.7/L9 - Voltage Monitoring Voltmeter:Diagram1
L9 - 26" Fuel Tank:Diagram1-Combination1
L9 - 26" Fuel Tank - Secondary:Diagram1-Combination1
L9 - 26" Fuel Tank - Secondary:Diagram1-Combination2
L9 - Adaptive Cruise Control w/o Display (Bendix):Diagram1

L9 - Allison without Switch and with Confirmation
Telltale:Diagram1-Combination1
L9 - Allison without Switch and with Confirmation
Telltale:Diagram1-Combination2
L9 - Auto Neutral (Allison W/ Multiplex Switch & Confirmation
Telltale):Diagram1
L9 - Auxiliary Trailer Power:Diagram1
L9 - Axle Loading (Weight) Rear:Diagram1-Combination1
L9 - Axle Loading (Weight) Rear:Diagram1-Combination2
L9 - Axle Temperature Monitoring (Single Rear Virtual
Gauge):Diagram1
L9 - Axle Temperature Monitoring (Tandem Rear Aux
Gauge):Diagram1
L9 - Axle Temperature Monitoring (Tandem Rear Virtual
Gauge):Diagram1
L9 - Bendix; Tractor or Towing Truck; N/ Air SUSP; J1939 Driven
Lamp:Diagram1
L9 - Bendix; Tractor or Towing Truck; W/ Air SUSP; J1939
Driven Lamp:Diagram1
L9 - Brake Pressure (Auxiliary Gauge):Diagram1
L9 - Brake Pressure (Virtual Gauge):Diagram1
L9 - Brakes (Hydraulic):Diagram1
L9 - CAN Layout:Cab Standard J1939 (250Kbps)
L9 - CAN Layout:HMI Standard J1939 (125Kbps)
L9 - CAN Layout:Powertrain Standard J1939 (500Kbps)
L9 - City Horn W/4PIN CLK:Diagram1
L9 - City Horn W/4PIN CLK:Diagram2-20" Frame
L9 - City Horn W/10PIN CLK:Diagram1
L9 - City Horn W/10PIN CLK:Diagram2-W/SNOW PLOW
L9 - Clutch Monitoring (High and Low Switch to BCM):Diagram1
L9 - Cooling Fan Control Two-Speed:Diagram1
L9 - Crank Inhibit (with ECM --> BODY CONTROL MODULE
ONLY):Diagram1
L9 - Cranking (Starter) GEN4 BODY CONTROL MODULE W/
Thermal Overcrank - External Switch:Diagram1
L9 - Cranking (Starter) GEN4 BODY CONTROL MODULE W/O
Thermal Overcrank:Diagram1
L9 - Cranking Request (w/ Key Switch w/ BCM):Diagram1-
Combination1
L9 - Cranking Request (w/ Key Switch w/ BCM):Diagram1-
Combination2
L9 - Directional Signal (Turn) W/ DAISY CHAIN BOX
LAMPS:Diagram1

L9 - Directional Signal (Turn) W/ Daisy Chain Box Lamps W/
 Plow Lights:Diagram1
 L9 - Directional Signal (Turn) W/ LED BOX LAMPS:Diagram1
 L9 - Directional Signal (Turn) W/ LED BOX LAMPS W/Plow
 Lights:Diagram1
 L9 - Directional Signal (Turn) W/ Single Tail Board W/Hazard
 SW:Diagram1
 L9 - Directional Signal (Turn) W/ Single Tail Board W/Plow
 Lights:Diagram1
 L9 - Driver Controlled Locking Differential - FR and RR Axles
 (Meritor w/ two sw):Diagram1
 L9 - Driver Controlled Locking Differential - FR & RR Axle (Dana
 w/ one switch):Diagram1
 L9 - Driver Controlled Locking Differential - FR & RR Axle
 (Meritor w/ one sw):Diagram1
 L9 - Driver Controlled Locking Differential - RR Axle (Dana w/
 one sw):Diagram1
 L9 - Driver Controlled Locking Differential - RR Axle (Meritor w/
 one sw):Diagram1
 L9 - Dual Brake Switch:Diagram1
 L9 - Exterior Lamp Check:Diagram1
 L9 - Fog Lights (Halogen White TOP MTG):Diagram1
 L9 - Fog Lights (LED White TOP MTG):Diagram1
 L9 - Front Fog Lamps:Diagram1
 L9 - Front Fog Lights W CONNECTOR:Diagram1
 L9 - Headlight W/Plowlights W/LOWW W/O Headlight Interrupt
 -10 PIN CLK:Diagram1-Combination1
 L9 - Headlight W/Plowlights W/LOWW W/O Headlight Interrupt
 -10 PIN CLK:Diagram1-Combination2
 L9 - Headlights W 10PIN CLK W/LOWW W/Interrupt:Diagram1-
 Combination1
 L9 - Headlights W 10PIN CLK W/LOWW W/Interrupt:Diagram1-
 Combination2
 L9 - Headlights W 10PIN CLK W/LOWW W/O
 Interrupt:Diagram1-Combination1
 L9 - Headlights W 10PIN CLK W/LOWW W/O
 Interrupt:Diagram1-Combination2
 L9 - Headlights W/O Lights ON With Wipers (LOWW) W/O
 Headlights Interrupt:Diagram1-Combination1
 L9 - Headlights W/O Lights ON With Wipers (LOWW) W/O
 Headlights Interrupt:Diagram1-Combination2
 L9 - Headlights W/O Lights ON with wipers (LOWW) W/
 Headlights Interrupt:Diagram1-Combination1

L9 - Headlights W/O Lights ON with wipers (LOWW) W/
Headlights Interrupt:Diagram1-Combination2
L9 - Headlights W/PlowLights W/Headlight Interrupt -10PIN CLK
W/LOWW W/Interrupt:Diagram1-Combination1
L9 - Headlights W/PlowLights W/Headlight Interrupt -10PIN CLK
W/LOWW W/Interrupt:Diagram1-Combination2
L9 - Headlights W/PlowLights W/O Lights ON with wipers
(LOWW) W/ Headlights Interrupt:Diagram1-Combination1
L9 - Headlights W/PlowLights W/O Lights ON with wipers
(LOWW) W/ Headlights Interrupt:Diagram1-Combination2
L9 - Headlights W/Plowlights W/O Lights ON With Wipers
(LOWW) W/O Headlights Interrupt:Diagram1-Combination1
L9 - Headlights W/Plowlights W/O Lights ON With Wipers
(LOWW) W/O Headlights Interrupt:Diagram1-Combination2
L9 - Heating Ventilation & Air Conditioning (HVAC) (Auto Control
head W/PT Transducer N/Low Pressure SW):Diagram1_HVAC
L9 - Heating Ventilation & Air Conditioning (HVAC) (Manual W/
PT Transducer N/Low Pressure SW):Diagram1 - HVAC
L9 - Heating Ventilation & Air Conditioning (HVAC) Auto Temp
Control:Diagram1 - HVAC
L9 - Heating Ventilation & Air Conditioning (HVAC)
Manual:Diagram1
L9 - License Plate Light (LED BOX LAMP Daisy Chain Tail
Light):Diagram1
L9 - License Plate Light (LED BOX LAMP Tail Light):Diagram1
L9 - License Plate Light (Tail Light Single Assy):Diagram1
L9 - License Plate Light (Tail Light Single Assy)
Option2:Diagram1
L9 - License Plate Light (Tail Light Single Assy)
Option3:Diagram1
L9 - License Plate Light (Tail Light Single Assy) W/Less Power
Module:Diagram1
L9 - PARK LIGHTS - N/Marker Interrupt:Diagram1-Combination1
L9 - PARK LIGHTS - N/Marker Interrupt:Diagram1-Combination2
L9 - PARK LIGHTS - W/Marker Interrupt 4 pin
clockspring:Diagram1-Combination1
L9 - PARK LIGHTS - W/Marker Interrupt 4 pin
clockspring:Diagram1-Combination2
L9 - PARK LIGHTS - W/Marker Interrupt 10pin
CLCKSPRING:Diagram1-Combination1
L9 - PARK LIGHTS - W/Marker Interrupt 10pin
CLCKSPRING:Diagram1-Combination2
L9 - Power Lift Gate:Diagram1
L9 - Rear Light (LED BOX LAMP Tail Light):Diagram1

L9 - Rear Light (Tail Light):Diagram1
L9 - Rear Light (Tail Light) W/Daisy Chain pair of Box
Lamps:Diagram1
L9 - Rear Lights Stop (Daisy Chain):Diagram1
L9 - Rear Lights Stop - Dual Assembly:Diagram1
L9 - Rear Lights Stop - Single Assembly:Diagram1
L9 - Rear Suspension Pressure Monitoring (Auxiliary
Gauge):Diagram1-Combination1
L9 - Rear Suspension Pressure Monitoring (Auxiliary
Gauge):Diagram1-Combination2
L9 - Rear Suspension Pressure Monitoring (Virtual
Gauge):Diagram1-Combination1
L9 - Rear Suspension Pressure Monitoring (Virtual
Gauge):Diagram1-Combination2
L9 - Remote Start/Stop:Diagram1
L9 - Remote Start/Stop w/ Emergency Pump:Diagram1
L9 - Stability Control (Bendix Straight Truck J1939 Driven
Lamp):Diagram1
L9 - Starter Interlock (BCM LSD Controlled w/ Relay & N/ Auto
SS) EATON XMSN:Diagram1
L9 - Starter Interlocks (BCM Controlled with Input from Allison
3K/4K TCM):Diagram1-Combination1
L9 - Starter Interlocks (BCM Controlled with Input from Allison
3K/4K TCM):Diagram1-Combination2
L9 - TEM _Electric Trailer Brake Controller Activated Stop
LT:Diagram1
L9 - Traction Control Bendix:Diagram1
L9 - Transmission Oil Temperature - Manual Trans:Diagram1
L9 - Transmission Oil Temperature - Manual Trans w/Aux
Gauge:Diagram1
L9 - Transmission Power Take Off (Auto Trans Single PTO w/21
Parameters):Diagram1
L9 - Transmission Power Take Off (Auto Trans with
Lectradrive):Diagram1
L9 - Transmission Power Take Off (Lectrashift PTO with Manual
Trans):Diagram1
L9 - Transmission Power Take Off (Manual Trans Single PTO w/
21 Parameters):Diagram1
L9 - Transmission Power Take Off (Single Input configurable pull
up or pull down):Diagram1
L9 - Transmission Power Take Off (Single PTO W/ RPM and
Auto Trans):Diagram1
L9 - Transmission Power Take Off (Single PTO W/ RPM and
Manual Trans):Diagram1

L9 - Two Speed Axle (AirShift on Shifter):Diagram1
 L9 - Two Speed Axle (with BCM; Automactic Transmission and switch on dash):Diagram1
 L9 - Windshield Washer Pump & Low Fluid Sensor:Diagram1-Combination1
 L9 - Windshield Washer Pump & Low Fluid Sensor:Diagram1-Combination2
 L9 - WORK LIGHT - 1 BULB:Diagram1-Combination1
 L9 - WORK LIGHT - 1 BULB:Diagram1-Combination2
 L9 - WORK LIGHT With BackUP - 1 BULB - Manual Trans:Diagram1-Combination1
 L9 - WORK LIGHT With BackUP - 1 BULB - Manual Trans:Diagram1-Combination2
 L9 - WORK LIGHT With BackUP - 1 BULB - Manual Trans:Diagram1-Combination3
 L9 - WORK LIGHT With BackUP - 1 BULB - Manual Trans:Diagram1-Combination4
 L9 - WORK LIGHT With BackUP Alarm - 1 BULB:Diagram1-Combination1
 L9 - WORK LIGHT With BackUP Alarm - 1 BULB:Diagram1-Combination2
 L9 - WORK LIGHT With RKE 1 BULB:Diagram1-Combination1
 L9 - WORK LIGHT With RKE 1 BULB:Diagram1-Combination2
 L9 - Work Lights LED With Switch Pack - Day Cab:Diagram1-Combination1
 L9 - Work Lights LED With Switch Pack - Day Cab:Diagram1-Combination2
 Vehicle Data Recorder (No Display):Diagram2 - Recorder W/ Display
 Vehicle Data Recorder (W/ Display):Diagram2 - Recorder W/ Display

Mates

MODU-BCM-A000-10-00

Name	Terminal Part Number	V-Min	Name	Wire Part Number	Wire CSA	Wire Spec	Wire Material description	Wire Color Description	Wire Length	End2 Terminal Part Number	End2 Pin Name	End2 Connector
A	-	-	EJ12C	3510341 R1	0.79	18.0	Thin Wall XLPE Primary Cable	LIGHT BLUE	2570.0	-	X	-


Name	Terminal Part Number	V-Min	Name	Wire Part Number	Wire CSA	Wire Spec	Wire Material description	Wire Color Description	Wire Length	End2 Terminal Part Number	End2 Pin Name	End2 Connector
A	-	-	EH12C	3510341 R1	0.79	18.0	Thin Wall XLPE Primary Cable	LIGHT BLUE	2825.0	-	R4 - 86	1011
B	-	-	DF13DD	3510323 R1	0.79	18.0	Thin Wall XLPE Primary Cable	PINK	2530.0	-	-	-
B	-	-	DE13DD	3510323 R1	0.79	18.0	Thin Wall XLPE Primary Cable	PINK	2530.0	-	-	-
B	-	-	DF13DD	3510323 R1	0.79	18.0	Thin Wall XLPE Primary Cable	PINK	2530.0	-	X	-
B	-	-	DJ13DD	3510323 R1	0.79	18.0	Thin Wall XLPE Primary Cable	PINK	2530.0	-	X	-
C	-	-	-	-	-	-	-	-	-	-	-	-
D	-	-	-	-	-	-	-	-	-	-	-	-
D	-	-	WIRE720 026	-	0.0	-	-	-	0.0	-	PIN1	-
E	-	-	-	-	-	-	-	-	-	-	-	-
E	-	-	WIRE720 025	-	0.0	-	-	-	0.0	-	PIN1	-
F	-	-	-	-	-	-	-	-	-	-	-	-
G	-	-	-	-	-	-	-	-	-	-	-	-
G	-	-	WIRE735 141	-	0.0	-	-	-	0.0	-	PIN1	-
H	-	-	-	-	-	-	-	-	-	-	-	-

Name	Terminal Part Number	V-Min	Name	Wire Part Number	Wire CSA	Wire Spec	Wire Material description	Wire Color Description	Wire Length	End2 Terminal Part Number	End2 Pin Name	End2 Connect or
H	-	-	WIRE735140	-	0.0	-	-	-	0.0	-	PIN1	-
L	-	-	TJ70ER	3510365R1	0.79	18.0	Thin Wall XLPE Primary Cable	RED	1630.0	-	X	-
M	-	-	UD17B	3510323R1	0.79	18.0	Thin Wall XLPE Primary Cable	PINK	2950.0	-	R2 - 87	1014
M	-	-	UB92#141A	3510329R1	0.79	18.0	Thin Wall XLPE Primary Cable	TAN	2890.0	-	-	-
M	-	-	UB92#141A	3510329R1	0.79	18.0	Thin Wall XLPE Primary Cable	TAN	2890.0	-	28	1703F
N	-	-	-	-	-	-	-	-	-	-	-	-
N	-	-	WIRE1640	-	0.0	-	-	-	0.0	-	PIN1	-
P	-	-	-	-	-	-	-	-	-	-	-	-
P	-	-	WIRE1639	-	0.0	-	-	-	0.0	-	PIN1	-
R	-	-	LQ88A	3510299R1	0.79	18.0	Thin Wall XLPE Primary Cable	LIGHT GREEN	3365.0	-	-	-
S	-	-	LE149AA	3510311R1	0.79	18.0	Thin Wall XLPE Primary Cable	GREY	1650.0	-	X	-
S	-	-	LB17H	3510323R1	0.79	18.0	Thin Wall XLPE Primary Cable	PINK	1635.0	-	-	-

Name	Terminal Part Number	V-Min	Name	Wire Part Number	Wire CSA	Wire Spec	Wire Material description	Wire Color Description	Wire Length	End2 Terminal Part Number	End2 Pin Name	End2 Connector
S	-	-	LH149B	3510311 R1	0.79	18.0	Thin Wall XLPE Primary Cable	GREY	2265.0	-	-	-
S	-	-	LC17HA	3510323 R1	0.79	18.0	Thin Wall XLPE Primary Cable	PINK	1635.0	-	-	-
S	-	-	LE149AA	3510311 R1	0.79	18.0	Thin Wall XLPE Primary Cable	GREY	1650.0	-	-	-
S	-	-	LB17H	3510323 R1	0.79	18.0	Thin Wall XLPE Primary Cable	PINK	1635.0	-	B	1100
S	-	-	LH149B	3510311 R1	0.79	18.0	Thin Wall XLPE Primary Cable	GREY	2265.0	-	B	1100MA
S	-	-	LC17HA	3510323 R1	0.79	18.0	Thin Wall XLPE Primary Cable	PINK	1635.0	-	B	1100
T	-	-	LA17	3510324 R1	1.16	16.0	Thin Wall XLPE Primary Cable	PINK	3365.0	-	29	1703M
T	-	-	LG17	3510324 R1	1.16	16.0	Thin Wall XLPE Primary Cable	PINK	3365.0	-	-	-
T	-	-	LG17	3510324 R1	1.16	16.0	Thin Wall XLPE Primary Cable	PINK	3365.0	-	29	1703M

Connector Name J7-1607
 Part Number 3710061C1
 Instances

- B6.7 - Clutch Monitoring (High and Low Switch to BCM):Diagram1
- B6.7 - Crank Inhibit (W/ Hood Switch):Diagram1
- B6.7 - Driver Controlled Locking Differential - RR Axle (Dana w/ one sw):Diagram1
- B6.7 - Driver Controlled Locking Differential - RR Axle (Dana w/ one sw):Diagram1
- B6.7 - Driver Controlled Locking Differential - RR Axle (Meritor w/ one sw):Diagram1
- B6.7 - Heating Ventilation & Air Conditioning (HVAC) (Auto Control head W/PT Transducer N/Low Pressure SW):Diagram1_HVAC
- B6.7 - Heating Ventilation & Air Conditioning (HVAC) (Manual W/ PT Transducer N/Low Pressure SW):Diagram1 - HVAC
- B6.7 - Heating Ventilation & Air Conditioning (HVAC) Auto Temp Control:Diagram1 - HVAC
- B6.7 - Heating Ventilation & Air Conditioning (HVAC) Manual:Diagram1
- B6.7 - Starter Interlocks (BCM Controlled with Input from Allison 1K/2K TCM):Diagram1-Combination1
- B6.7 - Starter Interlocks (BCM Controlled with Input from Allison 1K/2K TCM):Diagram1-Combination2
- B6.7 - Starter Interlocks (BCM Controlled with Input from Allison 3K/4K TCM):Diagram1-Combination1
- B6.7 - Starter Interlocks (BCM Controlled with Input from Allison 3K/4K TCM):Diagram1-Combination2
- B6.7/L9 - Body Control Module (BCM):Connector J7-1607
- B6.7/L9 - Compressed Air Supply (Aux Air Pressure Gauge) (Hydraulic Split Brake System):Diagram1
- B6.7/L9 - Compressed Air Supply (Aux Air Pressure Gauge) (Hydraulic Split Brake System):Diagram2- W/AIR DRYER
- B6.7/L9 - Crank Inhibit (W/ Hood Switch):Diagram1
- B6.7/L9 - Crank Inhibit (W/ Hood Switch):Diagram2- EXT Frame
- B6.7/L9 - Hazard Warning Light N/Trlr Socket:Diagram1-Combination1
- B6.7/L9 - Hazard Warning Light N/Trlr Socket:Diagram1-Combination2
- B6.7/L9 - Hood Switch:Diagram1
- B6.7/L9 - Hood Switch 1:Diagram1
- B6.7/L9 - Hood Switch 1:Diagram2- EXT FRAME
- B6.7/L9 - Instrument Cluster (Premium):Diagram1-Combination1



B6.7/L9 - Instrument Cluster (Premium):Diagram1-Combination2
 L9 - Clutch Monitoring (High and Low Switch to BCM):Diagram1
 L9 - Driver Controlled Locking Differential - FR and RR Axles
 (Meritor w/ two sw):Diagram1
 L9 - Driver Controlled Locking Differential - FR & RR Axle (Dana
 w/ one switch):Diagram1
 L9 - Driver Controlled Locking Differential - FR & RR Axle
 (Meritor w/ one sw):Diagram1
 L9 - Driver Controlled Locking Differential - RR Axle (Dana w/
 one sw):Diagram1
 L9 - Driver Controlled Locking Differential - RR Axle (Meritor w/
 one sw):Diagram1
 L9 - Heating Ventilation & Air Conditioning (HVAC) (Auto Control
 head W/PT Transducer N/Low Pressure SW):Diagram1_HVAC
 L9 - Heating Ventilation & Air Conditioning (HVAC) (Manual W/
 PT Transducer N/Low Pressure SW):Diagram1 - HVAC
 L9 - Heating Ventilation & Air Conditioning (HVAC) Auto Temp
 Control:Diagram1 - HVAC
 L9 - Heating Ventilation & Air Conditioning (HVAC)
 Manual:Diagram1

Mates

MODU-BCM-A000-10-00

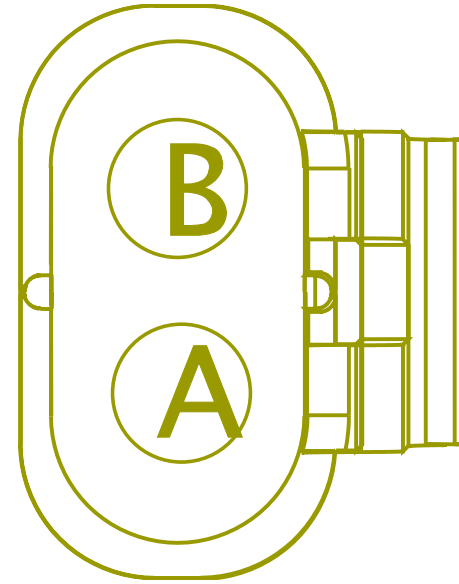
Name	Terminal Part Number	V-Min	Name	Wire Part Number	Wire CSA	Wire Spec	Wire Material description	Wire Color Description	Wire Length	End2 Terminal Part Number	End2 Pin Name	End2 Connector
A3	-	-	KN49	3510311 R1	0.79	18.0	Thin Wall XLPE Primary Cable	GREY	745.0	-	-	-
A3	-	-	KN49	3510311 R1	0.79	18.0	Thin Wall XLPE Primary Cable	GREY	745.0	-	45	1701
A4	-	-	KN49A	3510311 R1	0.79	18.0	Thin Wall XLPE Primary Cable	GREY	745.0	-	-	-
A4	-	-	KN49A	3510311 R1	0.79	18.0	Thin Wall XLPE Primary Cable	GREY	745.0	-	50	1701

Name	Terminal Part Number	V-Min	Name	Wire Part Number	Wire CSA	Wire Spec	Wire Material description	Wire Color Description	Wire Length	End2 Terminal Part Number	End2 Pin Name	End2 Connector
A6	-	-	AA60A	3510317 R1	0.79	18.0	Thin Wall XLPE Primary Cable	ORANGE	1475.0	-	-	-
A6	-	-	AA60A	3510317 R1	0.79	18.0	Thin Wall XLPE Primary Cable	ORANGE	1475.0	-	2	P464
A9	-	-	NA28D	3510328 R1	0.53	20.0	Thin Wall XLPE Primary Cable	TAN	1160.0	-	-	-
A9	-	-	NA28D	3510328 R1	0.53	20.0	Thin Wall XLPE Primary Cable	TAN	1160.0	-	1	1020
A10	-	-	SA77D	3510298 R1	0.53	20.0	Thin Wall XLPE Primary Cable	LIGHT GREEN	2945.0	-	-	-
A10	-	-	SA77D	3510298 R1	0.53	20.0	Thin Wall XLPE Primary Cable	LIGHT GREEN	2945.0	-	L	A01_1200E
A10	-	-	SA77D	3510298 R1	0.53	20.0	Thin Wall XLPE Primary Cable	LIGHT GREEN	2945.0	-	L	1200E
A12	-	-	SA77BA	3510298 R1	0.53	20.0	Thin Wall XLPE Primary Cable	LIGHT GREEN	2890.0	-	-	-
A12	-	-	ST77BA	-	0.0	18.0	-	LIGHT GREEN	0.0	-	17	A01_1703M

Name	Terminal Part Number	V-Min	Name	Wire Part Number	Wire CSA	Wire Spec	Wire Material description	Wire Color Description	Wire Length	End2 Terminal Part Number	End2 Pin Name	End2 Connector
A12	-	-	ST77BA	-	0.0	18.0	-	LIGHT GREEN	0.0	-	17	A31_1703M
B2	-	-	UA17B	3510323 R1	0.79	18.0	Thin Wall XLPE Primary Cable	PINK	1050.0	-	D8	1800
B2	-	-	UA17B	3510323 R1	0.79	18.0	Thin Wall XLPE Primary Cable	PINK	1050.0	-	-	-
B2	-	-	UB92#14 1A	3510329 R1	0.79	18.0	Thin Wall XLPE Primary Cable	TAN	2890.0	-	28	1703F
B5	-	-	LF104CB	2643720 R1	0.79	18.0	Std. Wall XLPE Primary Cable	DARK BLUE	665.0	-	-	-
B5	-	-	LF104CB	2643720 R1	0.79	18.0	Std. Wall XLPE Primary Cable	DARK BLUE	665.0	-	44	1700
B5	-	-	LF104CB	2643720 R1	0.79	18.0	Std. Wall XLPE Primary Cable	DARK BLUE	665.0	-	44	A01_1700
B9	-	-	LF104CC	3510353 R1	0.79	18.0	Thin Wall XLPE Primary Cable	DARK BLUE	665.0	-	-	-
B9	-	-	LF104CC	3510353 R1	0.79	18.0	Thin Wall XLPE Primary Cable	DARK BLUE	665.0	-	43	1700

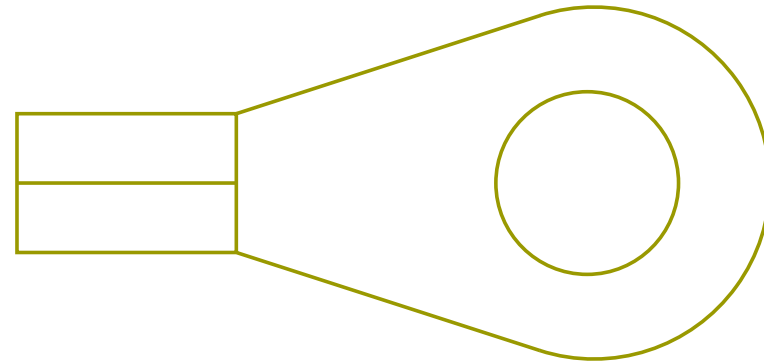
Name	Terminal Part Number	V-Min	Name	Wire Part Number	Wire CSA	Wire Spec	Wire Material description	Wire Color Description	Wire Length	End2 Terminal Part Number	End2 Pin Name	End2 Connector
B9	-	-	LF104CC	3510353 R1	0.79	18.0	Thin Wall XLPE Primary Cable	DARK BLUE	665.0	-	43	A01_1700
B10	-	-	AA6AM	3510310 R1	0.53	20.0	Thin Wall XLPE Primary Cable	GREY	2945.0	-	-	-
B10	-	-	AA6AM	3510310 R1	0.53	20.0	Thin Wall XLPE Primary Cable	GREY	2945.0	-	M	A01_1200E
B10	-	-	AA6AM	3510310 R1	0.53	20.0	Thin Wall XLPE Primary Cable	GREY	2945.0	-	M	1200E
B11	-	-	NL6A	2643673 R1	0.79	18.0	Std. Wall XLPE Primary Cable	GREY	1000.0	-	28	A01_1700

Connector Name K01-1F
 Part Number 1667639C1
 Instances B6.7/L9 - Maxwell 12V Ultracapacitor Engine Start Module (ESM):Diagram1
 Mates DEV-FUSE_5A_Inline-4004-01 -04C



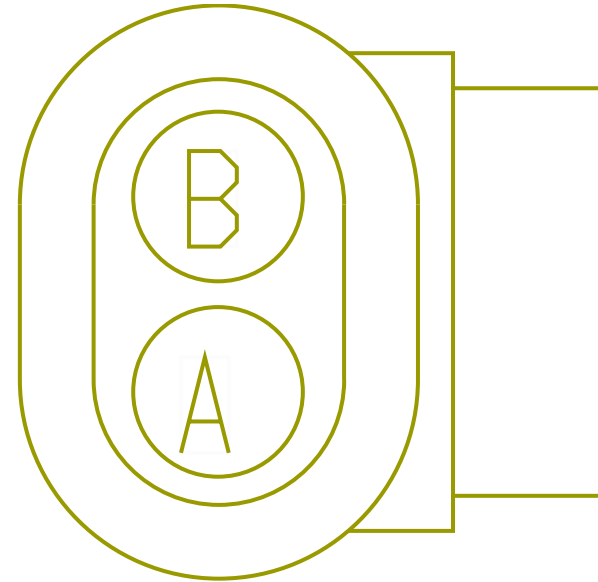
Name	Terminal Part Number	V-Min	Name	Wire Part Number	Wire CSA	Wire Spec	Wire Material description	Wire Color Description	Wire Length	End2 Terminal Part Number	End2 Pin Name	End2 Connector
A	-	-	WIRE416316	-	0.0	-	-	-	0.0	-	A	J4
B	-	-	WIRE416317	-	0.0	-	-	-	0.0	-	A	K01-7000

Connector Name K01-7000
 Part Number 365876C2
 Instances B6.7/L9 - Maxwell 12V Ultracapacitor Engine Start Module (ESM):Diagram1
 Mates DEV-Delco_Remy_28SI_Alternator-4004-01-05B



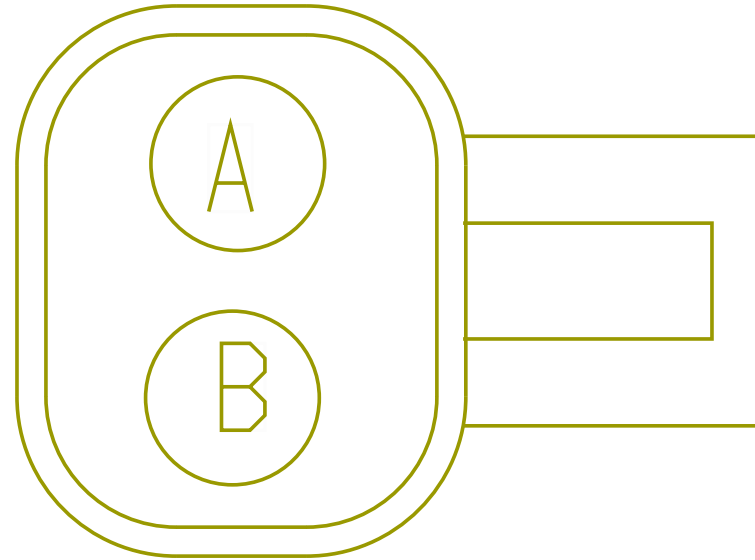
Name	Terminal Part Number	V-Min	Name	Wire Part Number	Wire CSA	Wire Spec	Wire Material description	Wire Color Description	Wire Length	End2 Terminal Part Number	End2 Pin Name	End2 Connector
A	-	-	WIRE416317	-	0.0	-	-	-	0.0	-	B	K01-1F

Connector Name K18_600
 Part Number 3522068C1
 Instances B6.7 - Cooling Fan Control Two-Speed:Diagram1
 Mates SOL-FAN_2SPEED-5014-01-04A



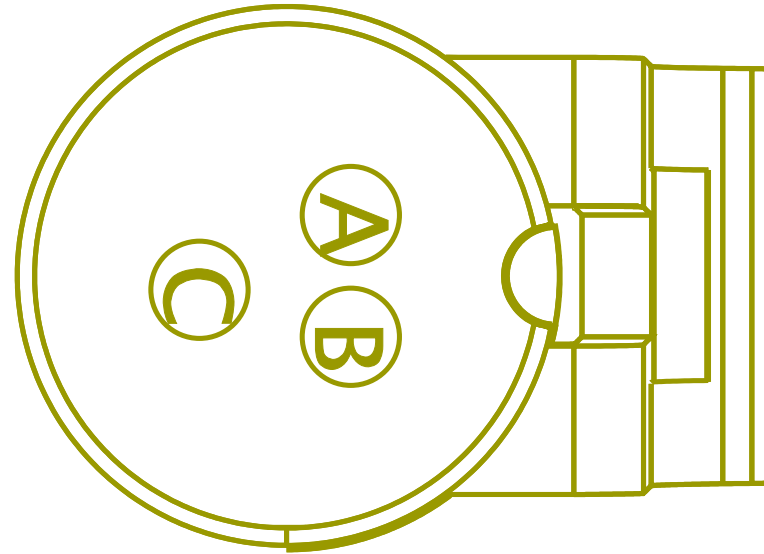
Name	Terminal Part Number	V-Min	Name	Wire Part Number	Wire CSA	Wire Spec	Wire Material description	Wire Color Description	Wire Length	End2 Terminal Part Number	End2 Pin Name	End2 Connector
A	-	-	AC23	3510328 R1	0.53	20.0	Thin Wall XLPE Primary Cable	TAN	1330.0	-	78	6000 (J2)
B	-	-	AC23-G	3510328 R1	0.53	20.0	Thin Wall XLPE Primary Cable	TAN	385.0	-	-	-

Connector Name K18_6200
 Part Number 1671610C1
 Instances B6.7 - Heating Ventilation & Air Conditioning (HVAC)
 Manual:Diagram1
 Mates DEV-FREON_COMPRESSOR-6003- 04-04A




Name	Terminal Part Number	V-Min	Name	Wire Part Number	Wire CSA	Wire Spec	Wire Material description	Wire Color Description	Wire Length	End2 Terminal Part Number	End2 Pin Name	End2 Connector
A	-	-	AH77-G	3510359 R1	0.79	18.0	Thin Wall XLPE Primary Cable	WHITE	2635.0	-	-	-
B	-	-	KK77	3510299 R1	0.79	18.0	Thin Wall XLPE Primary Cable	LIGHT GREEN	1860.0	-	10	1702

Connector Name K18_6201
 Part Number 1678137C1
 Instances B6.7 - Heating Ventilation & Air Conditioning (HVAC)
 Manual:Diagram1
 Mates SNSR-PRESSURE TRANSDUCER-6003-05-01A



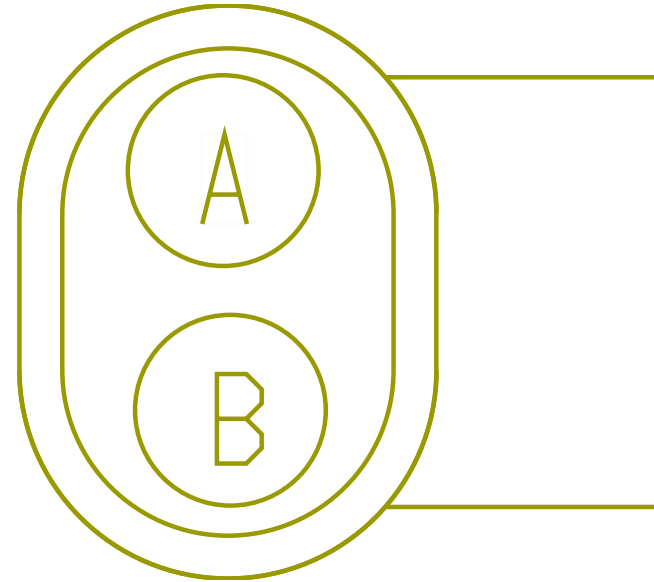
Name	Terminal Part Number	V-Min	Name	Wire Part Number	Wire CSA	Wire Spec	Wire Material description	Wire Color Description	Wire Length	End2 Terminal Part Number	End2 Pin Name	End2 Connector
A	-	-	KK77-ZV	3510299 R1	0.79	18.0	Thin Wall XLPE Primary Cable	LIGHT GREEN	2035.0	-	-	-
B	-	-	KK77A	3510299 R1	0.79	18.0	Thin Wall XLPE Primary Cable	LIGHT GREEN	2060.0	-	3	1702
C	-	-	KK77B	3510299 R1	0.79	18.0	Thin Wall XLPE Primary Cable	LIGHT GREEN	2060.0	-	4	1702

Connector Name K18_6335
 Part Number RING-M-12_0
 Instances B6.7 - Current Monitoring (Ammeter):Diagram1-Combination1
 B6.7 - Current Monitoring (Ammeter):Diagram1-Combination2
 Mates MOT-STARTER-5024-01-04




Name	Terminal Part Number	V-Min	Name	Wire Part Number	Wire CSA	Wire Spec	Wire Material description	Wire Color Description	Wire Length	End2 Terminal Part Number	End2 Pin Name	End2 Connector
A	-	-	AE26B	2643676 R1	0.79	18.0	Std. Wall XLPE Primary Cable	TAN	2845.0	-	6	4060A

Connector Name K18_6401
 Part Number 3662425C1
 Instances B6.7 - Coolant Level Monitoring (No CLA Module):Diagram1
 Mates SNSR-COOLANT-LEV-5012-04-0 1A



Name	Terminal Part Number	V-Min	Name	Wire Part Number	Wire CSA	Wire Spec	Wire Material description	Wire Color Description	Wire Length	End2 Terminal Part Number	End2 Pin Name	End2 Connector
1	-	-	KA34A	3510329 R1	0.79	18.0	Thin Wall XLPE Primary Cable	TAN	700.0	-	X	-
2	-	-	KA34-G	3510329 R1	0.79	18.0	Thin Wall XLPE Primary Cable	TAN	1370.0	-	-	-


Connector Name K18_6747
 Part Number 3543733C1
 Instances B6.7 - Powertrain ZVR Splice Pack 6747:Diagram1
 Mates SP-ZVR_SPLICE_PACK-B000-11 -A1



Name	Terminal Part Number	V-Min	Name	Wire Part Number	Wire CSA	Wire Spec	Wire Material description	Wire Color Description	Wire Length	End2 Terminal Part Number	End2 Pin Name	End2 Connector
A	-	-	KB9	3510310 R1	0.53	20.0	Thin Wall XLPE Primary Cable	GREY	1145.0	-	-	-
A	-	-	KC9B	3510310 R1	0.53	20.0	Thin Wall XLPE Primary Cable	GREY	600.0	-	X	-
B	-	-	VA95-G	2643674 R1	0.79	18.0	Std. Wall XLPE Primary Cable	WHITE	1140.0	-	-	-
B	-	-	VA#95-G	-	0.0	18.0	-	WHITE	0.0	-	-	-
C	-	-	KA34-G	3510329 R1	0.79	18.0	Thin Wall XLPE Primary Cable	TAN	1370.0	-	-	-

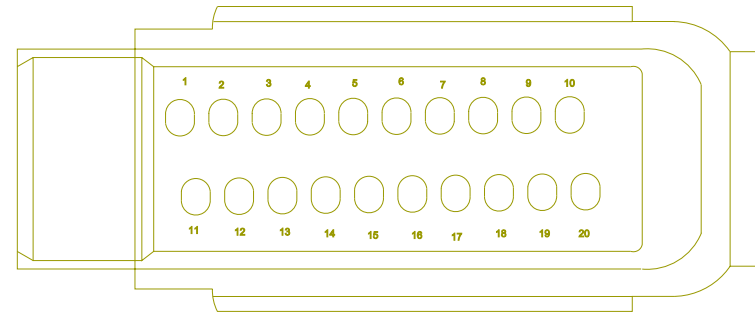
Name	Terminal Part Number	V-Min	Name	Wire Part Number	Wire CSA	Wire Spec	Wire Material description	Wire Color Description	Wire Length	End2 Terminal Part Number	End2 Pin Name	End2 Connector
D	-	-	AD41-G	3510329 R1	0.79	18.0	Thin Wall XLPE Primary Cable	TAN	825.0	-	-	-
D	-	-	AB41-G	3510329 R1	0.79	18.0	Thin Wall XLPE Primary Cable	TAN	1040.0	-	-	-
E	-	-	KA95AA	3510328 R1	0.53	20.0	Thin Wall XLPE Primary Cable	TAN	1145.0	-	-	-
F	-	-	VJ95AC	3510329 R1	0.79	18.0	Thin Wall XLPE Primary Cable	TAN	1625.0	-	-	-
G	-	-	AC23-G	3510328 R1	0.53	20.0	Thin Wall XLPE Primary Cable	TAN	385.0	-	-	-
J	-	-	KA146	3510312 R1	1.16	16.0	Thin Wall XLPE Primary Cable	GREY	575.0	-	-	-
K	-	-	ML9TS	3510311 R1	0.79	18.0	Thin Wall XLPE Primary Cable	GREY	1425.0	-	-	-
L	-	-	KK77-ZV	3510299 R1	0.79	18.0	Thin Wall XLPE Primary Cable	LIGHT GREEN	2035.0	-	-	-

Connector Name K18_7103M
 Part Number 1661198C1
 Instances B6.7 - Two Speed Axle (AirShift on Shifter):Diagram1
 Mates SW-2SPD_Manual_Pressure-50 00-02-01A



Name	Terminal Part Number	V-Min	Name	Wire Part Number	Wire CSA	Wire Spec	Wire Material description	Wire Color Description	Wire Length	End2 Terminal Part Number	End2 Pin Name	End2 Connector
A	-	-	ML93	2643676 R1	0.79	18.0	Std. Wall XLPE Primary Cable	TAN	1800.0	-	39	1702
C	-	-	ML9TS	3510311 R1	0.79	18.0	Thin Wall XLPE Primary Cable	GREY	1425.0	-	-	-

Connector Name K18_7105
 Part Number 3765544C1
 Instances B6.7 - CAN Layout:Powertrain Standard J1939 (500Kbps)
 B6.7 - Rear Lights Stop (Daisy Chain):Diagram1
 B6.7 - Rear Lights Stop - Dual Assembly:Diagram1
 B6.7 - Rear Lights Stop - Single Assembly:Diagram1
 B6.7 - Remote Start/Stop:Diagram1
 B6.7 - Transmission (Procision):Diagram1
 B6.7 - Transmission I/O (Procision W/ Body Builder):Diagram1
 B6.7 - Transmission Power Take Off (Auto Trans Single PTO w/21 Parameters):Diagram1
 B6.7 - Transmission Power Take Off (Auto Trans with Lectradrive):Diagram1
 B6.7 - Transmission Power Take Off (Single PTO W/ RPM and Auto Trans):Diagram1
 B6.7 - Transmission Shifter (Eaton Procision):Diagram1
 B6.7 - Transmission Shifter (Eaton T-Handle with Park Pawl):Diagram1-Combination1
 B6.7 - Transmission Shifter (Eaton T-Handle with Park Pawl):Diagram1-Combination2
 B6.7/L9 - Auto Neutral (Eaton Procision):Diagram1
 B6.7/L9 - Trans Range Inhibit (J1939 Comm):Diagram1
 B6.7/L9 - Transmission - MODE Selection:Diagram1
 B6.7/L9 - Transmission Oil Temperature Automatic Trans Option2:Diagram1
 B6.7/L9 - Transmission Oil Temperature-Automatic Trans w/Aux Gauge:Diagram1
 B6.7/L9 - Trip Odometer (w/ECM & TCM):Diagram1
 B6.7/L9 - Vehicle Speedometer System (Automatic XMSN) NA:Diagram1
 L9 - Transmission Power Take Off (Single PTO W/ RPM and Auto Trans):Diagram1



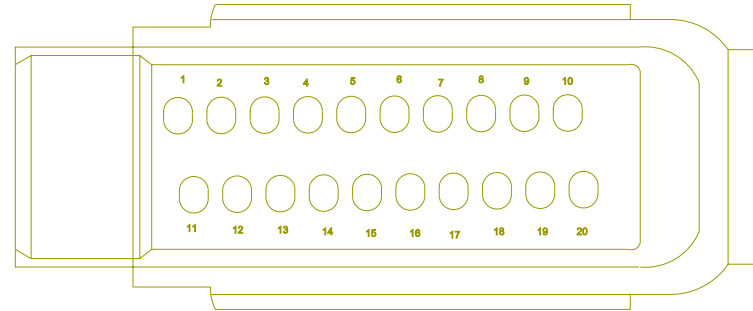
Mates MODU-TCM-A002-10-04

Name	Terminal Part Number	V-Min	Name	Wire Part Number	Wire CSA	Wire Spec	Wire Material description	Wire Color Description	Wire Length	End2 Terminal Part Number	End2 Pin Name	End2 Connector
3	-	-	PE92B	3510329 R1	0.79	18.0	Thin Wall XLPE Primary Cable	TAN	1185.0	-	-	-

Name	Terminal Part Number	V-Min	Name	Wire Part Number	Wire CSA	Wire Spec	Wire Material description	Wire Color Description	Wire Length	End2 Terminal Part Number	End2 Pin Name	End2 Connector
4	-	-	PD92A	3510329 R1	0.79	18.0	Thin Wall XLPE Primary Cable	TAN	1645.0	-	-	-
5	-	-	PR10B	3510360 R1	1.16	16.0	Thin Wall XLPE Primary Cable	WHITE	3440.0	-	C	500
6	-	-	PD14C	3510366 R1	1.16	16.0	Thin Wall XLPE Primary Cable	RED	2110.0	-	-	-
8	-	-	PF92C	3510329 R1	0.79	18.0	Thin Wall XLPE Primary Cable	TAN	1645.0	-	-	-
9	-	-	PF92D	3510329 R1	0.79	18.0	Thin Wall XLPE Primary Cable	TAN	1645.0	-	-	-
9	-	-	PE92C	3510317 R1	0.79	18.0	Thin Wall XLPE Primary Cable	ORANGE	1185.0	-	-	-
9	-	-	PF92D	3510329 R1	0.79	18.0	Thin Wall XLPE Primary Cable	TAN	1645.0	-	1	1702
10	-	-	PD92D	3510329 R1	0.79	18.0	Thin Wall XLPE Primary Cable	TAN	1645.0	-	-	-
11	-	-	-	-	-	-	-	-	-	-	-	-
11	-	-	WIRE728 827	-	0.0	-	-	-	0.0	-	PIN1	-

Name	Terminal Part Number	V-Min	Name	Wire Part Number	Wire CSA	Wire Spec	Wire Material description	Wire Color Description	Wire Length	End2 Terminal Part Number	End2 Pin Name	End2 Connector
12	-	-	-	-	-	-	-	-	-	-	-	-
12	-	-	WIRE728 828	-	0.0	-	-	-	0.0	-	PIN1	-
14	-	-	PD92G	3510329 R1	0.79	18.0	Thin Wall XLPE Primary Cable	TAN	1645.0	-	-	-
15	-	-	PR10H	3510360 R1	1.16	16.0	Thin Wall XLPE Primary Cable	WHITE	3440.0	-	B	500
16	-	-	PD14J	3510366 R1	1.16	16.0	Thin Wall XLPE Primary Cable	RED	2110.0	-	-	-
17	-	-	PF92E	3510329 R1	0.79	18.0	Thin Wall XLPE Primary Cable	TAN	1645.0	-	-	-
18	-	-	PE92D	3510293 R1	0.79	18.0	Thin Wall XLPE Primary Cable	BLACK	1185.0	-	-	-
19	-	-	PE92A	3510365 R1	0.79	18.0	Thin Wall XLPE Primary Cable	RED	1185.0	-	-	-

Connector Name K18_7106
 Part Number 3765544C1
 Instances B6.7 - Backup Lights (Reverse Lights) - Dual Lights with Procision:Diagram1
 B6.7 - Backup Lights (Reverse Lights) - Procision Daisy Chain:Diagram1
 B6.7 - Backup Lights (Reverse Lights) - Procision with Tailboard Lights:Diagram1
 B6.7 - Transmission (Procision):Diagram1
 B6.7 - Transmission I/O (Procision W/ Body Builder):Diagram1
 Mates MODU-TCM-A002-10-04

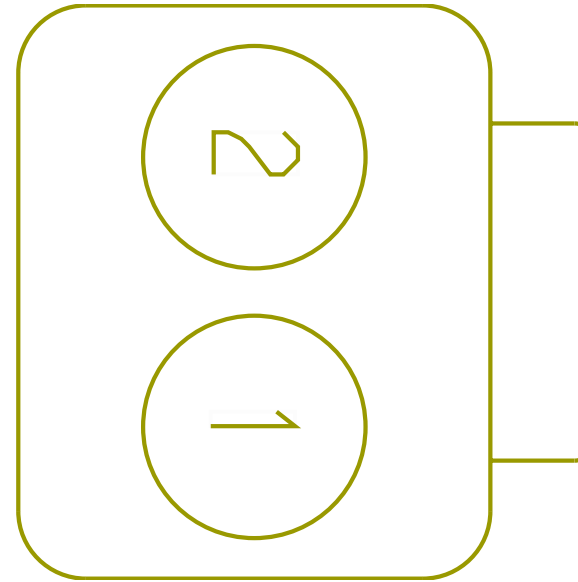


Name	Terminal Part Number	V-Min	Name	Wire Part Number	Wire CSA	Wire Spec	Wire Material description	Wire Color Description	Wire Length	End2 Terminal Part Number	End2 Pin Name	End2 Connector
1	-	-	PD92K	3510329 R1	0.79	18.0	Thin Wall XLPE Primary Cable	TAN	1700.0	-	7	1702
1	-	-	PD92K	3510329 R1	0.79	18.0	Thin Wall XLPE Primary Cable	TAN	1700.0	-	2	K18_7106
2	-	-	PZ92#102	3510329 R1	0.79	18.0	Thin Wall XLPE Primary Cable	TAN	1965.0	-	A	7208M
2	-	-	PD92K	3510329 R1	0.79	18.0	Thin Wall XLPE Primary Cable	TAN	1700.0	-	1	K18_7106

Name	Terminal Part Number	V-Min	Name	Wire Part Number	Wire CSA	Wire Spec	Wire Material description	Wire Color Description	Wire Length	End2 Terminal Part Number	End2 Pin Name	End2 Connector
2	-	-	PZ92#102	3510329 R1	0.79	18.0	Thin Wall XLPE Primary Cable	TAN	1965.0	-	-	-
5	-	-	PZ92#105	3510329 R1	0.79	18.0	Thin Wall XLPE Primary Cable	TAN	450.0	-	X	-
5	-	-	RB92	3510329 R1	0.79	18.0	Thin Wall XLPE Primary Cable	TAN	1700.0	-	-	-
5	-	-	RB92	3510329 R1	0.79	18.0	Thin Wall XLPE Primary Cable	TAN	1700.0	-	9	1702
14	-	-	PZ92#114	3510329 R1	0.79	18.0	Thin Wall XLPE Primary Cable	TAN	1965.0	-	C	7208M
14	-	-	PZ92#114	3510329 R1	0.79	18.0	Thin Wall XLPE Primary Cable	TAN	1965.0	-	-	-
15	-	-	PZ92#115	3510329 R1	0.79	18.0	Thin Wall XLPE Primary Cable	TAN	1965.0	-	D	7208M
15	-	-	PZ92#115	3510329 R1	0.79	18.0	Thin Wall XLPE Primary Cable	TAN	1965.0	-	-	-

Name	Terminal Part Number	V-Min	Name	Wire Part Number	Wire CSA	Wire Spec	Wire Material description	Wire Color Description	Wire Length	End2 Terminal Part Number	End2 Pin Name	End2 Connector
16	-	-	PZ92#116	3510329 R1	0.79	18.0	Thin Wall XLPE Primary Cable	TAN	1965.0	-	E	7208M
16	-	-	PZ92#116	3510329 R1	0.79	18.0	Thin Wall XLPE Primary Cable	TAN	1965.0	-	-	-

Connector Name K18_7112
 Part Number 3539778C1
 Short Description POWERTRAIN/CENTER CHASSIS WIF CONNECTION
 Instances B6.7 - Water In Fuel (WIF) Davco W/ Heater:Diagram1-Combination1
 B6.7 - Water In Fuel (WIF) Davco W/ Heater:Diagram1-Combination2
 B6.7 - Water In Fuel (WIF) Davco W/ Heater:Diagram1-Combination3
 B6.7 - Water In Fuel (WIF) Davco W/ Heater:Diagram1-Combination4
 B6.7 - Water In Fuel (WIF) Racor N/ Heater:Diagram1-Combination1
 B6.7 - Water In Fuel (WIF) Racor N/ Heater:Diagram1-Combination2
 B6.7 - Water In Fuel (WIF) Racor N/ Heater:Diagram1-Combination3
 B6.7 - Water In Fuel (WIF) Racor N/ Heater:Diagram1-Combination4
 B6.7 - Water In Fuel (WIF) Racor N/ Heater:Diagram1-Combination5
 B6.7 - Water In Fuel (WIF) Racor W/ Heater:Diagram1-Combination1
 B6.7 - Water In Fuel (WIF) Racor W/ Heater:Diagram1-Combination2
 B6.7 - Water In Fuel (WIF) Racor W/ Heater:Diagram1-Combination3
 B6.7 - Water In Fuel (WIF) Racor W/ Heater:Diagram1-Combination4
 B6.7 - Water In Fuel (WIF) Racor W/ Heater:Diagram1-Combination5

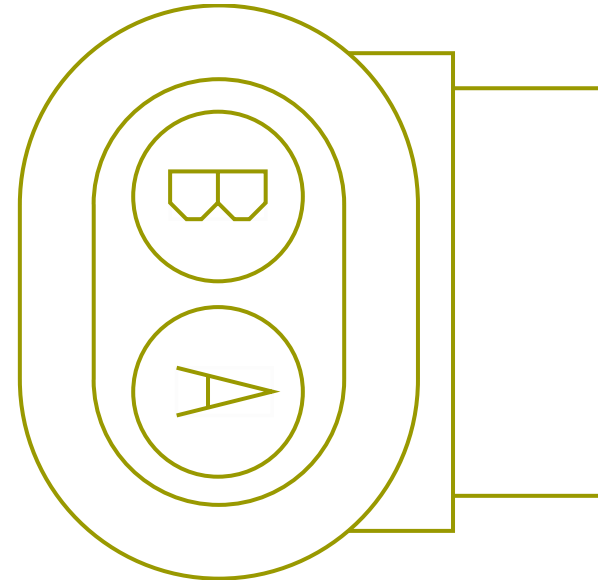


Mates N02_7112

Name	Terminal Part Number	V-Min	Name	Wire Part Number	Wire CSA	Wire Spec	Wire Material description	Wire Color Description	Wire Length	End2 Terminal Part Number	End2 Pin Name	End2 Connector
1	-	-	VA95A	2643676 R1	0.79	18.0	Std. Wall XLPE Primary Cable	TAN	400.0	-	X	-

Name	Terminal Part Number	V-Min	Name	Wire Part Number	Wire CSA	Wire Spec	Wire Material description	Wire Color Description	Wire Length	End2 Terminal Part Number	End2 Pin Name	End2 Connector
2	-	-	VA95-G	2643674 R1	0.79	18.0	Std. Wall XLPE Primary Cable	WHITE	1140.0	-	-	-

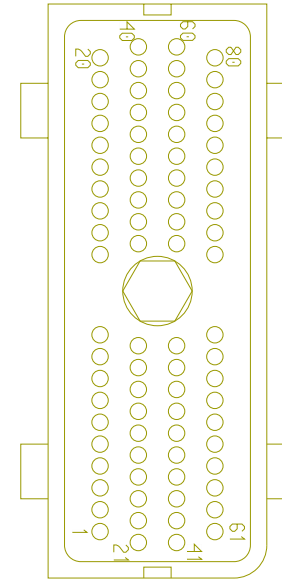
Connector Name K18_7500M
 Part Number 1661778C1
 Instances B6.7 - Back-Up Alarm (Manual) W/ Tailboard:Diagram1
 B6.7 - Back-Up Alarm (Manual) W/O Tailboard:Diagram1
 B6.7 - WORK LIGHT With BackUP 1 BULB - Manual
 Trans:Diagram1-Combination1
 B6.7 - WORK LIGHT With BackUP 1 BULB - Manual
 Trans:Diagram1-Combination2
 Mates SW-TRANSSWITCH-1023-01-02A



Name	Terminal Part Number	V-Min	Name	Wire Part Number	Wire CSA	Wire Spec	Wire Material description	Wire Color Description	Wire Length	End2 Terminal Part Number	End2 Pin Name	End2 Connector
2	-	-	MJ71B	2645915 R1	0.79	18.0	TXL 150C	TAN	1600.0	-	7	1702

Connector Name K18_7500
Part Number 3605713C1
Instances

- B6.7 - Backup Light (Dual Daisy Reverse LT) Allison/ZF Trans 3K/4K:Diagram1-Combination2
- B6.7 - Backup Light (Dual Reverse Light) Allison/ZF Trans 3K/4K:Diagram1-Combination2
- B6.7 - Backup Light (Single Reverse Light) Allison 3K/4K:Diagram1-Combination2
- B6.7 - Backup Light Single Reverse Light Allison 3K/4K:Diagram1-Combination2
- B6.7 - Backup Light(Single Reverse Light) Allison 3K/4K:Diagram1-Combination2
- B6.7 - CAN Layout:Powertrain Standard J1939 (500Kbps)
- B6.7 - Rear Lights Stop (Daisy Chain):Diagram1
- B6.7 - Rear Lights Stop - Dual Assembly:Diagram1
- B6.7 - Rear Lights Stop - Single Assemby:Diagram1
- B6.7 - Remote Start/Stop:Diagram1
- B6.7 - Remote Start/Stop w/ Emergency Pump:Diagram1
- B6.7 - T-Handle for Allison Without Park Position:Diagram1-Combination1
- B6.7 - T-Handle for Allison Without Park Position:Diagram1-Combination2
- B6.7 - Transmission (Allison 3K/4K):Diagram1-Combination2
- B6.7 - Transmission Power Take Off (Auto Trans Single PTO w/21 Parameters):Diagram1
- B6.7 - Transmission Power Take Off (Auto Trans with Lectradrive):Diagram1
- B6.7 - Transmission Power Take Off (Single PTO W/ RPM and Auto Trans):Diagram1
- B6.7 - Transmission Shifter (T-Handle for Allison; With Park Position):Diagram1-Combination1
- B6.7 - Transmission Shifter (T-Handle for Allison; With Park Position):Diagram1-Combination2
- B6.7/L9 - Trans Range Inhibit (J1939 Comm):Diagram1
- B6.7/L9 - Transmission - MODE Selection:Diagram1
- B6.7/L9 - Transmission Oil Temperature Automatic Trans Option2:Diagram1
- B6.7/L9 - Transmission Oil Temperature-Automatic Trans w/Aux Gauge:Diagram1
- B6.7/L9 - Trip Odometer (w/ECM & TCM):Diagram1
- B6.7/L9 - Vehicle Speedometer System (Automatic XMSN) NA:Diagram1
- L9 - Remote Start/Stop w/ Emergency Pump:Diagram1



L9 - Transmission (Allison 3K/4K):Diagram1-Combination2
L9 - Transmission Power Take Off (Single PTO W/ RPM and
Auto Trans):Diagram1

Mates

MODU-TCM-A002-10-03

Name	Terminal Part Number	V-Min	Name	Wire Part Number	Wire CSA	Wire Spec	Wire Material description	Wire Color Description	Wire Length	End2 Terminal Part Number	End2 Pin Name	End2 Connector
1	-	-	PN92#101	3510341 R1	0.79	18.0	Thin Wall XLPE Primary Cable	LIGHT BLUE	2785.0	-	-	-
1	-	-	PR92#101	3510341 R1	0.79	18.0	Thin Wall XLPE Primary Cable	LIGHT BLUE	2785.0	-	-	-
1	-	-	PW47#125	3510311 R1	0.79	18.0	Thin Wall XLPE Primary Cable	GREY	2820.0	-	-	-
1	-	-	VV92#101	3510341 R1	0.79	18.0	Thin Wall XLPE Primary Cable	LIGHT BLUE	2155.0	-	-	-
2	-	-	VV92#103	3510335 R1	0.79	18.0	Thin Wall XLPE Primary Cable	YELLOW 2	2505.0	-	-	-
2	-	-	PN92#103	3510335 R1	0.79	18.0	Thin Wall XLPE Primary Cable	YELLOW 2	2635.0	-	-	-
3	-	-	PR92#103	3510335 R1	0.79	18.0	Thin Wall XLPE Primary Cable	YELLOW 2	2635.0	-	X	-

Name	Terminal Part Number	V-Min	Name	Wire Part Number	Wire CSA	Wire Spec	Wire Material description	Wire Color Description	Wire Length	End2 Terminal Part Number	End2 Pin Name	End2 Connect or
3	-	-	PN92#103	3510335 R1	0.79	18.0	Thin Wall XLPE Primary Cable	YELLOW 2	2635.0	-	X	-
5	-	-	PM92#105	3510317 R1	0.79	18.0	Thin Wall XLPE Primary Cable	ORANGE	2785.0	-	-	-
6	-	-	-	-	-	-	-	-	-	-	-	-
6	-	-	WIRE735 168	-	0.0	-	-	-	0.0	-	PIN1	-
9	-	-	PM92#109	3510359 R1	0.79	18.0	Thin Wall XLPE Primary Cable	WHITE	2310.0	-	-	-
9	-	-	LB92#109	3510359 R1	0.79	18.0	Thin Wall XLPE Primary Cable	WHITE	310.0	-	X	-
10	-	-	PM92#110	3510365 R1	0.79	18.0	Thin Wall XLPE Primary Cable	RED	1135.0	-	1	-
11	-	-	PW92#111	2645921 R1	0.79	18.0	TXL 150C	ORANGE	520.0	-	-	-
12	-	-	PR92A112	3510323 R1	0.79	18.0	Thin Wall XLPE Primary Cable	PINK	310.0	-	X	-
12	-	-	PT92A112	2645918 R1	0.79	18.0	TXL 150C	PINK	520.0	-	-	-
16	-	-	PW92#116	2645922 R1	0.79	18.0	TXL 150C	LIGHT BLUE	520.0	-	-	-

Name	Terminal Part Number	V-Min	Name	Wire Part Number	Wire CSA	Wire Spec	Wire Material description	Wire Color Description	Wire Length	End2 Terminal Part Number	End2 Pin Name	End2 Connector
17	-	-	RL92#117	3510341 R1	0.79	18.0	Thin Wall XLPE Primary Cable	LIGHT BLUE	2785.0	-	-	-
17	-	-	RN92#117	3510341 R1	0.79	18.0	Thin Wall XLPE Primary Cable	LIGHT BLUE	2820.0	-	-	-
17	-	-	RL92#142	3510359 R1	0.79	18.0	Thin Wall XLPE Primary Cable	WHITE	2785.0	-	-	-
17	-	-	RM92A117	3510341 R1	0.79	18.0	Thin Wall XLPE Primary Cable	LIGHT BLUE	180.0	-	X	-
17	-	-	RM92A142	3510359 R1	0.79	18.0	Thin Wall XLPE Primary Cable	WHITE	180.0	-	X	-
18	-	-	PW92#118	2645914 R1	0.79	18.0	TXL 150C	GREY	520.0	-	-	-
19	-	-	PR92#119	3510341 R1	0.79	18.0	Thin Wall XLPE Primary Cable	LIGHT BLUE	630.0	-	-	-
20	-	-	PE92#120	3510353 R1	0.79	18.0	Thin Wall XLPE Primary Cable	DARK BLUE	785.0	-	-	-
20	-	-	PB92A120	2645922 R1	0.79	18.0	TXL 150C	LIGHT BLUE	520.0	-	-	-

Name	Terminal Part Number	V-Min	Name	Wire Part Number	Wire CSA	Wire Spec	Wire Material description	Wire Color Description	Wire Length	End2 Terminal Part Number	End2 Pin Name	End2 Connect or
20	-	-	PW92A120	3510341 R1	0.79	18.0	Thin Wall XLPE Primary Cable	LIGHT BLUE	520.0	-	-	-
22	-	-	PM92#122	3510335 R1	0.79	18.0	Thin Wall XLPE Primary Cable	YELLOW 2	2785.0	-	-	-
23	-	-	PM92#123	3510299 R1	0.79	18.0	Thin Wall XLPE Primary Cable	LIGHT GREEN	2785.0	-	-	-
24	-	-	PR92#124	3510359 R1	0.79	18.0	Thin Wall XLPE Primary Cable	WHITE	2820.0	-	-	-
27	-	-	-	-	-	-	-	-	-	-	-	-
27	-	-	WIRE735 160	-	0.0	-	-	-	0.0	-	PIN1	-
30	-	-	PM92#130	3510335 R1	0.79	18.0	Thin Wall XLPE Primary Cable	YELLOW 2	2785.0	-	-	-
31	-	-	PT92#131	2645910 R1	0.79	18.0	TXL 150C	YELLOW 2	520.0	-	-	-
31	-	-	PR92A131	3510335 R1	0.79	18.0	Thin Wall XLPE Primary Cable	YELLOW 2	335.0	-	X	-
31	-	-	PR92#115	3510359 R1	0.79	18.0	Thin Wall XLPE Primary Cable	WHITE	570.0	-	-	-
33	-	-	PW92#133	2645910 R1	0.79	18.0	TXL 150C	YELLOW 2	520.0	-	-	-

Name	Terminal Part Number	V-Min	Name	Wire Part Number	Wire CSA	Wire Spec	Wire Material description	Wire Color Description	Wire Length	End2 Terminal Part Number	End2 Pin Name	End2 Connect or
34	-	-	PM92#134	3510335 R1	0.79	18.0	Thin Wall XLPE Primary Cable	YELLOW 2	2390.0	-	-	-
36	-	-	PW92#136	2645921 R1	0.79	18.0	TXL 150C	ORANGE	520.0	-	-	-
37	-	-	PW92#137	2645919 R1	0.79	18.0	TXL 150C	WHITE	520.0	-	-	-
39	-	-	PD48#139	3510317 R1	0.79	18.0	Thin Wall XLPE Primary Cable	ORANGE	1140.0	-	-	-
39	-	-	PB48#139	2645921 R1	0.79	18.0	TXL 150C	ORANGE	2410.0	-	-	-
39	-	-	PW48#139	2645921 R1	0.79	18.0	TXL 150C	ORANGE	2140.0	-	-	-
40	-	-	PW47#140	3510299 R1	0.79	18.0	Thin Wall XLPE Primary Cable	LIGHT GREEN	620.0	-	-	-
41	-	-	RL92A141	3510329 R1	0.79	18.0	Thin Wall XLPE Primary Cable	TAN	2820.0	-	-	-
41	-	-	PY92A141	3510329 R1	0.79	18.0	Thin Wall XLPE Primary Cable	TAN	2390.0	-	-	-
42	-	-	RM92A142	3510359 R1	0.79	18.0	Thin Wall XLPE Primary Cable	WHITE	180.0	-	X	-

Name	Terminal Part Number	V-Min	Name	Wire Part Number	Wire CSA	Wire Spec	Wire Material description	Wire Color Description	Wire Length	End2 Terminal Part Number	End2 Pin Name	End2 Connect or
42	-	-	RL92#142	3510359 R1	0.79	18.0	Thin Wall XLPE Primary Cable	WHITE	2785.0	-	-	-
43	-	-	PM92#143	3510341 R1	0.79	18.0	Thin Wall XLPE Primary Cable	LIGHT BLUE	2785.0	-	-	-
45	-	-	PY92#145	3510317 R1	0.79	18.0	Thin Wall XLPE Primary Cable	ORANGE	2820.0	-	-	-
45	-	-	RL92#145	3510317 R1	0.79	18.0	Thin Wall XLPE Primary Cable	ORANGE	2785.0	-	-	-
51	-	-	PW92#151	2645919 R1	0.79	18.0	TXL 150C	WHITE	520.0	-	-	-
52	-	-	PW92#152	2645920 R1	0.79	18.0	TXL 150C	LIGHT GREEN	520.0	-	-	-
54	-	-	PW31#154	2645915 R1	0.79	18.0	TXL 150C	TAN	520.0	-	-	-
55	-	-	PW92#155	2645919 R1	0.79	18.0	TXL 150C	WHITE	520.0	-	-	-
56	-	-	PR92#156	3510323 R1	0.79	18.0	Thin Wall XLPE Primary Cable	PINK	2820.0	-	-	-
58	-	-	PT92#158	2645920 R1	0.79	18.0	TXL 150C	LIGHT GREEN	520.0	-	-	-
58	-	-	PR92A158	3510299 R1	0.79	18.0	Thin Wall XLPE Primary Cable	LIGHT GREEN	360.0	-	X	-

Name	Terminal Part Number	V-Min	Name	Wire Part Number	Wire CSA	Wire Spec	Wire Material description	Wire Color Description	Wire Length	End2 Terminal Part Number	End2 Pin Name	End2 Connector
59	-	-	PB48#159	2645915 R1	0.79	18.0	TXL 150C	TAN	2410.0	-	-	-
59	-	-	PD48#159	3510329 R1	0.79	18.0	Thin Wall XLPE Primary Cable	TAN	1140.0	-	-	-
59	-	-	PW48#159	2645915 R1	0.79	18.0	TXL 150C	TAN	2140.0	-	-	-
60	-	-	PW47#160	3510335 R1	0.79	18.0	Thin Wall XLPE Primary Cable	YELLOW 2	620.0	-	-	-
61	-	-	PR92#161	3510317 R1	0.79	18.0	Thin Wall XLPE Primary Cable	ORANGE	2820.0	-	-	-
62	-	-	PM92#162	3510335 R1	0.79	18.0	Thin Wall XLPE Primary Cable	YELLOW 2	2785.0	-	-	-
63	-	-	PM92#163	3510335 R1	0.79	18.0	Thin Wall XLPE Primary Cable	YELLOW 2	2820.0	-	-	-
64	-	-	PM92#164	3510341 R1	0.79	18.0	Thin Wall XLPE Primary Cable	LIGHT BLUE	2785.0	-	-	-
65	-	-	PM92#165	3510329 R1	0.79	18.0	Thin Wall XLPE Primary Cable	TAN	2390.0	-	7	1702

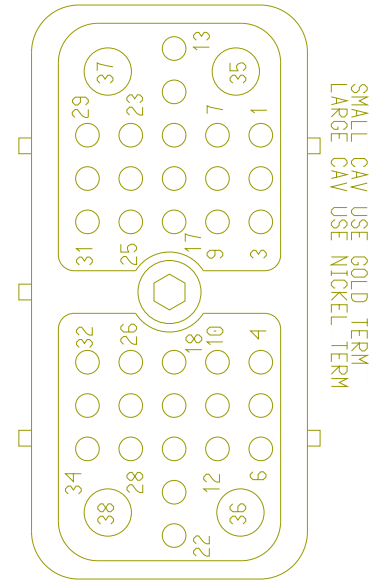
Name	Terminal Part Number	V-Min	Name	Wire Part Number	Wire CSA	Wire Spec	Wire Material description	Wire Color Description	Wire Length	End2 Terminal Part Number	End2 Pin Name	End2 Connector
65	-	-	PM92#165	3510329 R1	0.79	18.0	Thin Wall XLPE Primary Cable	TAN	2390.0	-	-	-
69	-	-	PM92#169	3510359 R1	0.79	18.0	Thin Wall XLPE Primary Cable	WHITE	2310.0	-	-	-
69	-	-	LB92#169	3510359 R1	0.79	18.0	Thin Wall XLPE Primary Cable	WHITE	310.0	-	X	-
70	-	-	PM92#170	3510365 R1	0.79	18.0	Thin Wall XLPE Primary Cable	RED	1135.0	-	1	-
71	-	-	PW92#171	2645910 R1	0.79	18.0	TXL 150C	YELLOW 2	520.0	-	-	-
74	-	-	PW92#174	2645922 R1	0.79	18.0	TXL 150C	LIGHT BLUE	520.0	-	-	-
75	-	-	PR92#175	3510317 R1	0.79	18.0	Thin Wall XLPE Primary Cable	ORANGE	520.0	-	X	-
76	-	-	PW92#176	2645910 R1	0.79	18.0	TXL 150C	YELLOW 2	520.0	-	-	-
77	-	-	PW92#177	2645920 R1	0.79	18.0	TXL 150C	LIGHT GREEN	520.0	-	-	-
80	-	-	PE92#180	3510317 R1	0.79	18.0	Thin Wall XLPE Primary Cable	ORANGE	785.0	-	-	-
80	-	-	PB92#180	2645921 R1	0.79	18.0	TXL 150C	ORANGE	520.0	-	-	-

Name	Terminal Part Number	V-Min	Name	Wire Part Number	Wire CSA	Wire Spec	Wire Material description	Wire Color Description	Wire Length	End2 Terminal Part Number	End2 Pin Name	End2 Connector
80	-	-	PW92#180	3510317 R1	0.79	18.0	Thin Wall XLPE Primary Cable	ORANGE	520.0	-	-	-

Connector Name K18_7800
 Part Number BLUNT_SL_VC
 Instances B6.7 - Transmission Power Take Off (Auto Trans Single PTO w/21 Parameters):Diagram1
 B6.7 - Transmission Power Take Off (Manual Trans Single PTO w/ 21 Parameters):Diagram1
 B6.7 - Transmission Power Take Off (Single Input configurable pull up or pull down):Diagram1
 Mates BLUNT-PTO-5047-03-01A

Name	Terminal Part Number	V-Min	Name	Wire Part Number	Wire CSA	Wire Spec	Wire Material description	Wire Color Description	Wire Length	End2 Terminal Part Number	End2 Pin Name	End2 Connector
A	-	-	MA88	2643687 R1	1.91	14.0	Std. Wall XLPE Primary Cable	LIGHT GREEN	2100.0	-	14	1702

Connector Name K18_7909
 Part Number 3599542C1
 Instances B6.7 - CAN Layout:Powertrain Standard J1939 (500Kbps)
 B6.7 - Rear Lights Stop (Daisy Chain):Diagram1
 B6.7 - Rear Lights Stop - Dual Assembly:Diagram1
 B6.7 - Rear Lights Stop - Single Assembly:Diagram1
 B6.7 - Remote Start/Stop:Diagram1
 B6.7 - Transmission (Fuller Advantage):Diagram1
 B6.7 - Transmission Power Take Off (Auto Trans Single PTO w/21 Parameters):Diagram1
 B6.7 - Transmission Power Take Off (Auto Trans with Lectradrive):Diagram1
 B6.7 - Transmission Power Take Off (Single PTO W/ RPM and Auto Trans):Diagram1
 B6.7 - Transmission Shifter (Eaton T-Handle with Park Pawl):Diagram1-Combination1
 B6.7 - Transmission Shifter (Eaton T-Handle with Park Pawl):Diagram1-Combination2
 B6.7/L9 - Trans Range Inhibit (J1939 Comm):Diagram1
 B6.7/L9 - Transmission - MODE Selection:Diagram1
 B6.7/L9 - Transmission Oil Temperature Automatic Trans Option2:Diagram1
 B6.7/L9 - Transmission Oil Temperature-Automatic Trans w/Aux Gauge:Diagram1
 B6.7/L9 - Trip Odometer (w/ECM & TCM):Diagram1
 B6.7/L9 - Vehicle Speedometer System (Automatic XMSN) NA:Diagram1
 L9 - Remote Start/Stop w/ Emergency Pump:Diagram1
 L9 - Transmission Power Take Off (Single PTO W/ RPM and Auto Trans):Diagram1



Mates MODU-TCM-A002-10-01A

Name	Terminal Part Number	V-Min	Name	Wire Part Number	Wire CSA	Wire Spec	Wire Material description	Wire Color Description	Wire Length	End2 Terminal Part Number	End2 Pin Name	End2 Connector
2	-	-	-	-	-	-	-	-	-	-	-	-
2	-	-	WIRE728825	-	0.0	-	-	-	0.0	-	PIN1	-
3	-	-	-	-	-	-	-	-	-	-	-	-

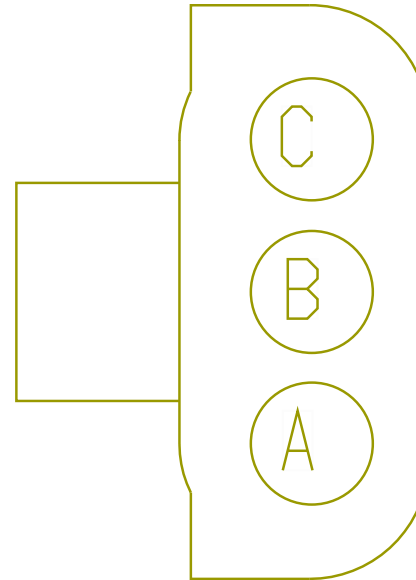
Name	Terminal Part Number	V-Min	Name	Wire Part Number	Wire CSA	Wire Spec	Wire Material description	Wire Color Description	Wire Length	End2 Terminal Part Number	End2 Pin Name	End2 Connector
3	-	-	WIRE728 826	-	0.0	-	-	-	0.0	-	PIN1	-
15	-	-	UE92BL	3510342 R1	1.16	16.0	Thin Wall XLPE Primary Cable	LIGHT BLUE	575.0	-	-	-
16	-	-	UE92YL	3510336 R1	1.16	16.0	Thin Wall XLPE Primary Cable	YELLOW 2	575.0	-	-	-
17	-	-	UE92BK	3510294 R1	1.16	16.0	Thin Wall XLPE Primary Cable	BLACK	575.0	-	-	-
20	-	-	NJ92E	3510341 R1	0.79	18.0	Thin Wall XLPE Primary Cable	LIGHT BLUE	2000.0	-	-	-
21	-	-	NJ92F	3510299 R1	0.79	18.0	Thin Wall XLPE Primary Cable	LIGHT GREEN	2000.0	-	-	-
22	-	-	NJ92H	3510359 R1	0.79	18.0	Thin Wall XLPE Primary Cable	WHITE	2000.0	-	-	-
25	-	-	ND17K	2643794 R1	0.79	18.0	Std. Wall XLPE Primary Cable	PINK	2000.0	-	-	-
26	-	-	ND17J	3510324 R1	1.16	16.0	Thin Wall XLPE Primary Cable	PINK	2000.0	-	-	-

Name	Terminal Part Number	V-Min	Name	Wire Part Number	Wire CSA	Wire Spec	Wire Material description	Wire Color Description	Wire Length	End2 Terminal Part Number	End2 Pin Name	End2 Connector
31	-	-	UE92RD	3510330 R1	1.16	16.0	Thin Wall XLPE Primary Cable	TAN	575.0	-	-	-
31	-	-	UD92YB	3510330 R1	1.16	16.0	Thin Wall XLPE Primary Cable	TAN	2000.0	-	-	-
32	-	-	ND17L	2643794 R1	0.79	18.0	Std. Wall XLPE Primary Cable	PINK	2000.0	-	-	-
35	-	-	ND13D	2643691 R1	1.91	14.0	Std. Wall XLPE Primary Cable	PINK	2000.0	-	8	1702
36	-	-	NU11-GAM	3510363 R1	4.81	10.0	Thin Wall XLPE Primary Cable	WHITE	3795.0	-	-	-
38	-	-	NU14AW	3510368 R1	3.01	12.0	Thin Wall XLPE Primary Cable	RED	2465.0	-	-	-

Connector Name K18_9724
 Part Number BLUNT_SL_VC
 Instances B6.7 - Transmission Power Take Off (Auto Trans with Lectradrive):Diagram1
 B6.7 - Transmission Power Take Off (Lectrashift PTO with Manual Trans):Diagram1
 Mates BLUNT-PTO-5047-08-01A

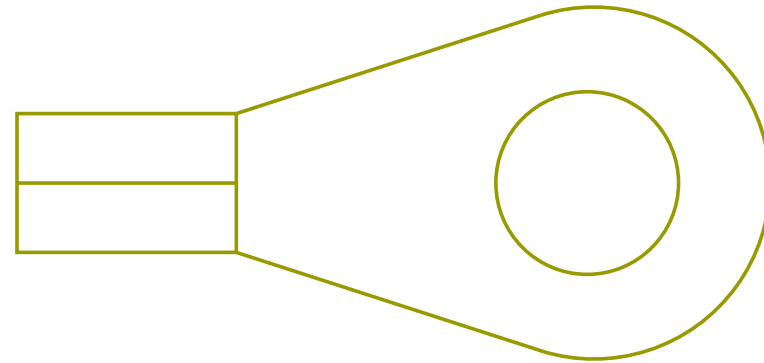
Name	Terminal Part Number	V-Min	Name	Wire Part Number	Wire CSA	Wire Spec	Wire Material description	Wire Color Description	Wire Length	End2 Terminal Part Number	End2 Pin Name	End2 Connector
A	-	-	RY14LSB	2643759 R1	0.79	18.0	Std. Wall XLPE Primary Cable	RED	3080.0	-	A	K18_991 3B
B	-	-	RY14LSA	2643670 R1	0.79	18.0	Std. Wall XLPE Primary Cable	BLACK	3080.0	-	B	K18_991 3B

Connector Name K18_9913B
 Part Number 587570C91
 Instances B6.7 - Transmission Power Take Off (Auto Trans with Lectradrive):Diagram1
 B6.7 - Transmission Power Take Off (Lectrashift PTO with Manual Trans):Diagram1
 Mates CONN_LECTRASHIFT-PTO_5047- 08-01A



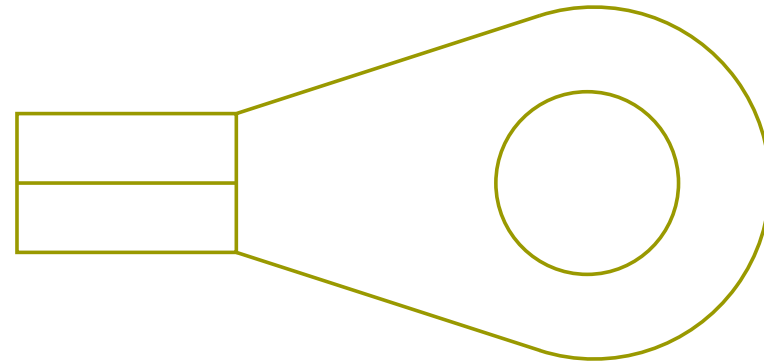
Name	Terminal Part Number	V-Min	Name	Wire Part Number	Wire CSA	Wire Spec	Wire Material description	Wire Color Description	Wire Length	End2 Terminal Part Number	End2 Pin Name	End2 Connector
A	-	-	RY14LSB	2643759 R1	0.79	18.0	Std. Wall XLPE Primary Cable	RED	3080.0	-	A	K18_9724
B	-	-	RY14LSA	2643670 R1	0.79	18.0	Std. Wall XLPE Primary Cable	BLACK	3080.0	-	B	K18_9724
C	-	-	RY14LSC	2643787 R1	3.01	12.0	Std. Wall XLPE Primary Cable	WHITE	1550.0	-	42	1702

Connector Name K19-2000
 Part Number 3710089C1
 Instances B6.7 - Starting Aid (Grid Heater):Diagram1
 Mates DEV-HEAT_GRID_SOL-01



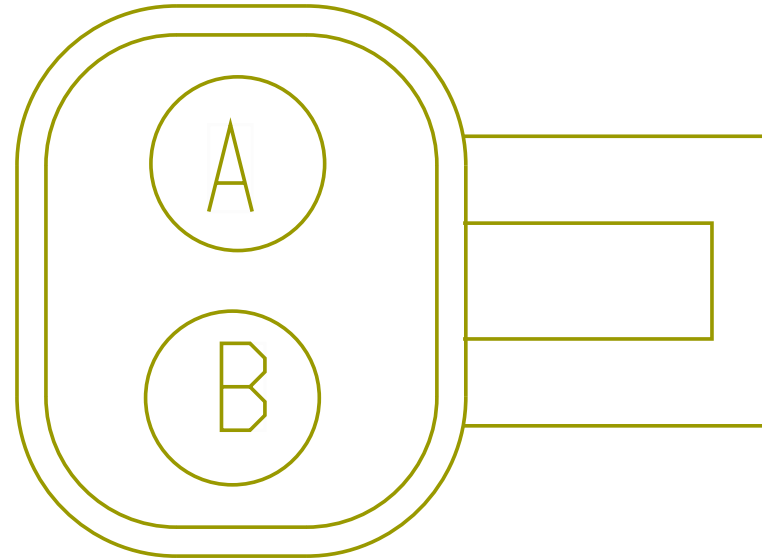
Name	Terminal Part Number	V-Min	Name	Wire Part Number	Wire CSA	Wire Spec	Wire Material description	Wire Color Description	Wire Length	End2 Terminal Part Number	End2 Pin Name	End2 Connector
A	-	-	KA18	3510323 R1	0.79	18.0	Thin Wall XLPE Primary Cable	PINK	1490.0	-	75	6000 (J2)

Connector Name K19-2001
 Part Number 3710089C1
 Instances B6.7 - Starting Aid (Grid Heater):Diagram1
 Mates DEV-HEAT_GRID_SOL-01



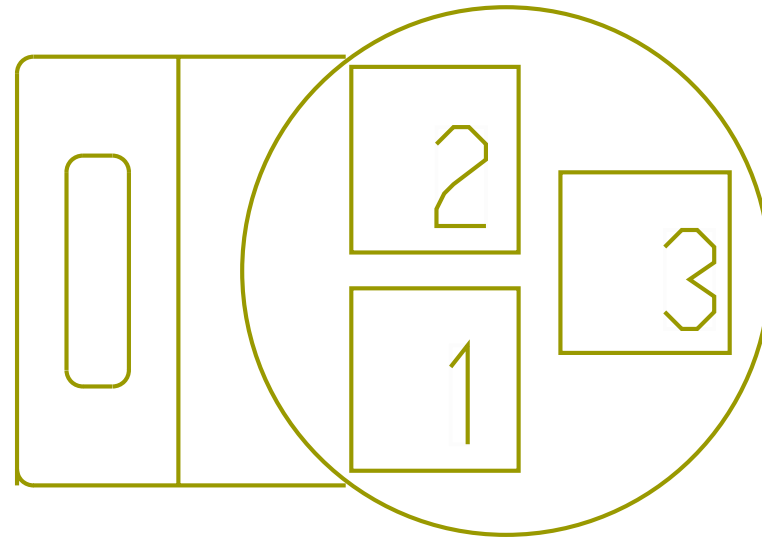
Name	Terminal Part Number	V-Min	Name	Wire Part Number	Wire CSA	Wire Spec	Wire Material description	Wire Color Description	Wire Length	End2 Terminal Part Number	End2 Pin Name	End2 Connector
A	-	-	KA18S	3510323 R1	0.79	18.0	Thin Wall XLPE Primary Cable	PINK	1335.0	-	X	-

Connector Name K20_6200
 Part Number 1671610C1
 Instances L9 - Heating Ventilation & Air Conditioning (HVAC)
 Manual:Diagram1
 Mates DEV-FREON_COMPRESSOR-6003- 04-04A



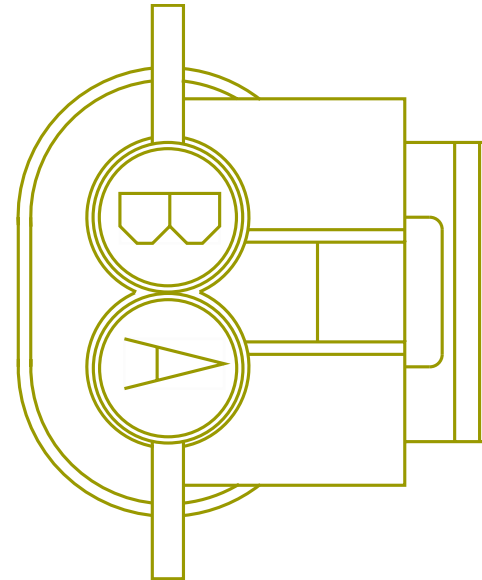
Name	Terminal Part Number	V-Min	Name	Wire Part Number	Wire CSA	Wire Spec	Wire Material description	Wire Color Description	Wire Length	End2 Terminal Part Number	End2 Pin Name	End2 Connector
A	-	-	KK77-G	3510299 R1	0.79	18.0	Thin Wall XLPE Primary Cable	LIGHT GREEN	890.0	-	-	-
B	-	-	KK77	3510299 R1	0.79	18.0	Thin Wall XLPE Primary Cable	LIGHT GREEN	1860.0	-	10	1702

Connector Name K20_6201A
 Part Number 3662921C1
 Instances L9 - Heating Ventilation & Air Conditioning (HVAC)
 Manual:Diagram1
 Mates SNSR-PRESSURE TRANSDUCER-6003-05-01A



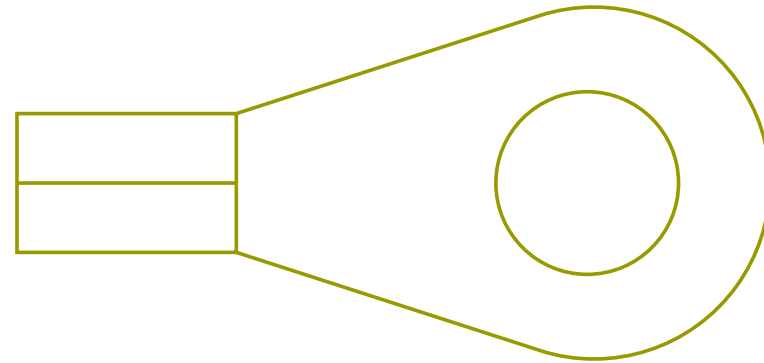
Name	Terminal Part Number	V-Min	Name	Wire Part Number	Wire CSA	Wire Spec	Wire Material description	Wire Color Description	Wire Length	End2 Terminal Part Number	End2 Pin Name	End2 Connector
1	-	-	KK77-ZV	3510299 R1	0.79	18.0	Thin Wall XLPE Primary Cable	LIGHT GREEN	2035.0	-	-	-
2	-	-	KK77A	3510299 R1	0.79	18.0	Thin Wall XLPE Primary Cable	LIGHT GREEN	2060.0	-	3	1702
3	-	-	KK77B	3510299 R1	0.79	18.0	Thin Wall XLPE Primary Cable	LIGHT GREEN	2060.0	-	4	1702

Connector Name K20_6202
 Part Number 3590299C1
 Instances L9 - Heating Ventilation & Air Conditioning (HVAC)
 Manual:Diagram1
 Mates SNSR-LOW PRESSURE-6003-05-01B



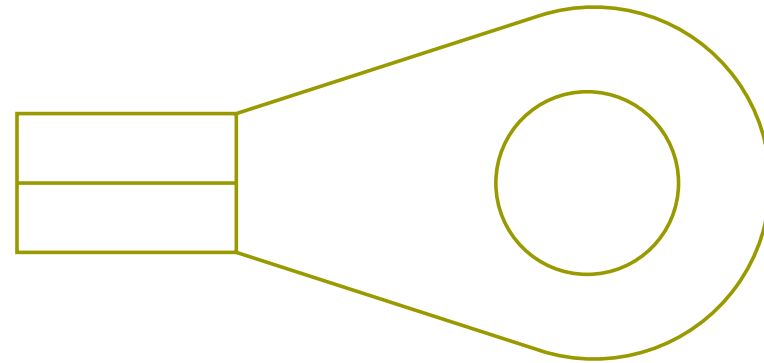
Name	Terminal Part Number	V-Min	Name	Wire Part Number	Wire CSA	Wire Spec	Wire Material description	Wire Color Description	Wire Length	End2 Terminal Part Number	End2 Pin Name	End2 Connector
A	-	-	TC9AE	3510311 R1	0.79	18.0	Thin Wall XLPE Primary Cable	GREY	1350.0	-	X	-
B	-	-	TB74J	3510299 R1	0.79	18.0	Thin Wall XLPE Primary Cable	LIGHT GREEN	1675.0	-	17	1703F

Connector Name K22-2000
 Part Number 3710089C1
 Instances L9 - Starting Aid (Grid Heater):Diagram1
 Mates DEV-HEAT_GRID_SOL-01



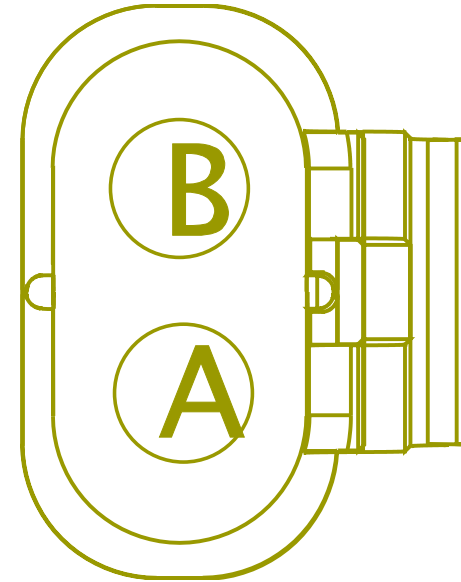
Name	Terminal Part Number	V-Min	Name	Wire Part Number	Wire CSA	Wire Spec	Wire Material description	Wire Color Description	Wire Length	End2 Terminal Part Number	End2 Pin Name	End2 Connector
A	-	-	KA18	3510323 R1	0.79	18.0	Thin Wall XLPE Primary Cable	PINK	1490.0	-	75	6000 (J2)

Connector Name K22-2001
 Part Number 3710089C1
 Instances L9 - Starting Aid (Grid Heater):Diagram1
 Mates DEV-HEAT_GRID_SOL-01



Name	Terminal Part Number	V-Min	Name	Wire Part Number	Wire CSA	Wire Spec	Wire Material description	Wire Color Description	Wire Length	End2 Terminal Part Number	End2 Pin Name	End2 Connector
A	-	-	KA18R	3510323 R1	0.79	18.0	Thin Wall XLPE Primary Cable	PINK	155.0	-	76	6000 (J2)


Connector Name K22_1F
 Part Number 1667639C1
 Instances B6.7 - Delco Remy 28SI Alternator W/Sensor:Diagram1
 B6.7 - Delco Remy 36SI Alternator W/Sensor:Diagram1
 B6.7 - Leece-Neville - LN 325A Alternator W/Sensor:Diagram1
 B6.7 - Leece-Neville AVI160-210A/240A Alternator W/Sensor:Diagram1
 L9 - Delco Remy 28SI Alternator W/Sensor:Diagram1
 L9 - Delco Remy 36SI Alternator W/Sensor:Diagram1
 L9 - Leece-Neville - LN 325A Alternator W/Sensor:Diagram1
 L9 - Leece-Neville AVI160-210A/240A Alternator W/Sensor:Diagram1
 Mates DEV-FUSE_5A_Inline-4004-01 -04A



Name	Terminal Part Number	V-Min	Name	Wire Part Number	Wire CSA	Wire Spec	Wire Material description	Wire Color Description	Wire Length	End2 Terminal Part Number	End2 Pin Name	End2 Connector
A	-	-	JS1B	3510366 R1	1.16	16.0	Thin Wall XLPE Primary Cable	RED	320.0	-	A	K22_7100
A	-	-	7B	3510366 R1	1.16	16.0	Thin Wall XLPE Primary Cable	RED	250.0	-	1	6051
B	-	-	JS1A	3510366 R1	1.16	16.0	Thin Wall XLPE Primary Cable	RED	3020.0	-	A	K22_7000
B	-	-	7A	3510366 R1	1.16	16.0	Thin Wall XLPE Primary Cable	RED	3300.0	-	1	J5


Name	Terminal Part Number	V-Min	Name	Wire Part Number	Wire CSA	Wire Spec	Wire Material description	Wire Color Description	Wire Length	End2 Terminal Part Number	End2 Pin Name	End2 Connector
B	-	-	7A	3510366 R1	1.16	16.0	Thin Wall XLPE Primary Cable	RED	3300.0	-	1	J1

Connector Name K22_1000
 Part Number RING-E-1-4_0
 Instances L9 - Delco Remy 36SI Alternator W/Sensor:Diagram1
 Mates DEV-Delco_Remy_36SI_Alternator-4004-01-07A




Name	Terminal Part Number	V-Min	Name	Wire Part Number	Wire CSA	Wire Spec	Wire Material description	Wire Color Description	Wire Length	End2 Terminal Part Number	End2 Pin Name	End2 Connector
A	-	-	WA2-G	3592741 R1	32.19	2.0	Std. Wall XLPE Battery Cable	WHITE	1390.0	-	A	K22_1200

Connector Name K22_1001
 Part Number RING-E-1-4_0
 Instances L9 - Delco Remy 36SI Alternator W/Sensor:Diagram1
 Mates DEV-Delco_Remy_36SI_Altern ator-4004-01-07A




Name	Terminal Part Number	V-Min	Name	Wire Part Number	Wire CSA	Wire Spec	Wire Material description	Wire Color Description	Wire Length	End2 Terminal Part Number	End2 Pin Name	End2 Connector
A	-	-	WA2	3592739 R1	32.19	2.0	Std. Wall XLPE Battery Cable	RED	1135.0	-	X	-

Connector Name K22_1010
 Part Number RING-M-8_0
 Instances L9 - Leece-Neville AVI160-210A/240A Alternator W/
 Sensor:Diagram1
 Mates DEV-Leece_Neville_AVI160_2 10A_240A_Alternator-
 4004-01-04A




Name	Terminal Part Number	V-Min	Name	Wire Part Number	Wire CSA	Wire Spec	Wire Material description	Wire Color Description	Wire Length	End2 Terminal Part Number	End2 Pin Name	End2 Connector
A	-	-	WB2-G	3592742 R1	39.43	1.0	Std. Wall XLPE Battery Cable	WHITE	2615.0	-	A	K22_1300

Connector Name K22_1011
 Part Number RING-M-8_0
 Instances L9 - Leece-Neville AVI160-210A/240A Alternator W/
 Sensor:Diagram1
 Mates DEV-Leece_Neville_AVI160_2 10A_240A_Alternator-
 4004-01-04A




Name	Terminal Part Number	V-Min	Name	Wire Part Number	Wire CSA	Wire Spec	Wire Material description	Wire Color Description	Wire Length	End2 Terminal Part Number	End2 Pin Name	End2 Connector
A	-	-	WB2	3592740 R1	39.43	1.0	Std. Wall XLPE Battery Cable	RED	2250.0	-	X	-

Connector Name K22_1040
 Part Number RING-M-6_0
 Instances L9 - Bosch LH160_LH200 Alternator:Diagram1
 Mates DEV-Bosch_LH160_LG200_Alternator- 4004-01-01A




Name	Terminal Part Number	V-Min	Name	Wire Part Number	Wire CSA	Wire Spec	Wire Material description	Wire Color Description	Wire Length	End2 Terminal Part Number	End2 Pin Name	End2 Connector
A	-	-	WF2-G	3592742 R1	39.43	1.0	Std. Wall XLPE Battery Cable	WHITE	2550.0	-	A	K22_1300

Connector Name K22_1041
 Part Number RING-M-8_0
 Instances L9 - Bosch LH160_LH200 Alternator:Diagram1
 Mates DEV-Bosch_LH160_LG200_Alternator- 4004-01-01A




Name	Terminal Part Number	V-Min	Name	Wire Part Number	Wire CSA	Wire Spec	Wire Material description	Wire Color Description	Wire Length	End2 Terminal Part Number	End2 Pin Name	End2 Connector
A	-	-	WF2	3592740 R1	39.43	1.0	Std. Wall XLPE Battery Cable	RED	2250.0	-	X	-

Connector Name K22_1050
 Part Number RING-M-6_0
 Instances L9 - Delco Remy 28SI Alternator W/Sensor:Diagram1
 Mates DEV-Delco_Remy_28SI_Alternator-4004-01-05A




Name	Terminal Part Number	V-Min	Name	Wire Part Number	Wire CSA	Wire Spec	Wire Material description	Wire Color Description	Wire Length	End2 Terminal Part Number	End2 Pin Name	End2 Connector
A	-	-	WG2-G	3592742 R1	39.43	1.0	Std. Wall XLPE Battery Cable	WHITE	2695.0	-	A	K22_1300

Connector Name K22_1051
 Part Number RING-M-8_0
 Instances L9 - Delco Remy 28SI Alternator W/Sensor:Diagram1
 Mates DEV-Delco_Remy_28SI_Alternator-4004-01-05A




Name	Terminal Part Number	V-Min	Name	Wire Part Number	Wire CSA	Wire Spec	Wire Material description	Wire Color Description	Wire Length	End2 Terminal Part Number	End2 Pin Name	End2 Connector
A	-	-	WG2	3592740 R1	39.43	1.0	Std. Wall XLPE Battery Cable	RED	2290.0	-	X	-

Connector Name K22_1070
 Part Number RING-M-8_0
 Instances L9 - Leece-Neville AVI160 Alternator:Diagram1
 Mates DEV-Leece_Neville_AVI_160_Alternator-4004-01-02A




Name	Terminal Part Number	V-Min	Name	Wire Part Number	Wire CSA	Wire Spec	Wire Material description	Wire Color Description	Wire Length	End2 Terminal Part Number	End2 Pin Name	End2 Connector
A	-	-	WK2-G	3592741 R1	32.19	2.0	Std. Wall XLPE Battery Cable	WHITE	2615.0	-	A	K22_1200

Connector Name K22_1071
 Part Number RING-M-8_0
 Instances L9 - Leece-Neville AVI160 Alternator:Diagram1
 Mates DEV-Leece_Neville_AVI_160_Alternator-4004-01-02A




Name	Terminal Part Number	V-Min	Name	Wire Part Number	Wire CSA	Wire Spec	Wire Material description	Wire Color Description	Wire Length	End2 Terminal Part Number	End2 Pin Name	End2 Connector
A	-	-	WK2	3592739 R1	32.19	2.0	Std. Wall XLPE Battery Cable	RED	2250.0	-	X	-

Connector Name K22_1080
 Part Number RING-M-8_0
 Instances L9 - Leece-Neville - LN 325A Alternator W/Sensor:Diagram1
 Mates DEV-Leece-Neville_LN320_Alt ernator-4004-01-09A




Name	Terminal Part Number	V-Min	Name	Wire Part Number	Wire CSA	Wire Spec	Wire Material description	Wire Color Description	Wire Length	End2 Terminal Part Number	End2 Pin Name	End2 Connector
A	-	-	WL2-G	2645227 R1	61.89	0.0	SGX FLEX 125C	BLACK	2615.0	-	A	K22_1700

Connector Name K22_1081
 Part Number RING-M-8_0
 Instances L9 - Leece-Neville - LN 325A Alternator W/Sensor:Diagram1
 Mates DEV-Leece-Neville_LN320_Alt ernator-4004-01-09A




Name	Terminal Part Number	V-Min	Name	Wire Part Number	Wire CSA	Wire Spec	Wire Material description	Wire Color Description	Wire Length	End2 Terminal Part Number	End2 Pin Name	End2 Connector
A	-	-	WL2	2645228 R1	61.89	0.0	SGX FLEX 125C	RED	2290.0	-	X	-

Connector Name K22_1200
 Part Number RING-M-12_0
 Instances L9 - Delco Remy 36SI Alternator W/Sensor:Diagram1
 L9 - Leece-Neville AV1160 Alternator:Diagram1




Name	Terminal Part Number	V-Min	Name	Wire Part Number	Wire CSA	Wire Spec	Wire Material description	Wire Color Description	Wire Length	End2 Terminal Part Number	End2 Pin Name	End2 Connector
A	-	-	WK2-G	3592741 R1	32.19	2.0	Std. Wall XLPE Battery Cable	WHITE	2615.0	-	A	K22_1070
A	-	-	WA2-G	3592741 R1	32.19	2.0	Std. Wall XLPE Battery Cable	WHITE	1390.0	-	A	K22_1000

Connector Name K22_1201
 Part Number RING-M-12_0
 Instances L9 - Delco Remy 36SI Alternator W/Sensor:Diagram1
 L9 - Leece-Neville AV1160 Alternator:Diagram1




Name	Terminal Part Number	V-Min	Name	Wire Part Number	Wire CSA	Wire Spec	Wire Material description	Wire Color Description	Wire Length	End2 Terminal Part Number	End2 Pin Name	End2 Connector
A	-	-	WK2-FLB	2643473 R1	4.81	10.0	FUSEABLE LINK	RUST	190.0	-	X	-
A	-	-	WK2-FLA	2643473 R1	4.81	10.0	FUSEABLE LINK	RUST	190.0	-	X	-
A	-	-	WA2-FLA	2643473 R1	4.81	10.0	FUSEABLE LINK	RUST	190.0	-	X	-
A	-	-	WA2-FLB	2643473 R1	4.81	10.0	FUSEABLE LINK	RUST	170.0	-	X	-

Connector Name K22_1300
 Part Number RING-M-12_0
 Instances L9 - Bosch LH160_LH200 Alternator:Diagram1




Name	Terminal Part Number	V-Min	Name	Wire Part Number	Wire CSA	Wire Spec	Wire Material description	Wire Color Description	Wire Length	End2 Terminal Part Number	End2 Pin Name	End2 Connector
A	-	-	WF2-G	3592742 R1	39.43	1.0	Std. Wall XLPE Battery Cable	WHITE	2550.0	-	A	K22_1040

Connector Name K22_1300
 Part Number RING-M-12_0
 Instances L9 - Delco Remy 28SI Alternator W/Sensor:Diagram1
 L9 - Leece-Neville AV1160-210A/240A Alternator W/
 Sensor:Diagram1




Name	Terminal Part Number	V-Min	Name	Wire Part Number	Wire CSA	Wire Spec	Wire Material description	Wire Color Description	Wire Length	End2 Terminal Part Number	End2 Pin Name	End2 Connector
A	-	-	WB2-G	3592742 R1	39.43	1.0	Std. Wall XLPE Battery Cable	WHITE	2615.0	-	A	K22_1010
A	-	-	WG2-G	3592742 R1	39.43	1.0	Std. Wall XLPE Battery Cable	WHITE	2695.0	-	A	K22_1050

Connector Name K22_1301
 Part Number RING-M-12_0
 Instances L9 - Bosch LH160_LH200 Alternator:Diagram1
 L9 - Delco Remy 28SI Alternator W/Sensor:Diagram1
 L9 - Leece-Neville AV1160-210A/240A Alternator W/
 Sensor:Diagram1




Name	Terminal Part Number	V-Min	Name	Wire Part Number	Wire CSA	Wire Spec	Wire Material description	Wire Color Description	Wire Length	End2 Terminal Part Number	End2 Pin Name	End2 Connector
A	-	-	WB2-FLA	3961608 R1	7.48	8.0	FUSEABLE LINK	LIGHT BLUE	190.0	-	X	-
A	-	-	WB2-FLB	3961608 R1	7.48	8.0	FUSEABLE LINK	LIGHT BLUE	190.0	-	X	-
A	-	-	WG2-FLB	3961608 R1	7.48	8.0	FUSEABLE LINK	LIGHT BLUE	190.0	-	X	-
A	-	-	WG2-FLA	3961608 R1	7.48	8.0	FUSEABLE LINK	LIGHT BLUE	190.0	-	X	-
A	-	-	WF2-FLA	3961608 R1	7.48	8.0	FUSEABLE LINK	LIGHT BLUE	190.0	-	X	-
A	-	-	WF2-FLB	3961608 R1	7.48	8.0	FUSEABLE LINK	LIGHT BLUE	190.0	-	X	-

Connector Name K22_1700
 Part Number RING-M-12_0
 Instances L9 - Leece-Neville - LN 325A Alternator W/Sensor:Diagram1




Name	Terminal Part Number	V-Min	Name	Wire Part Number	Wire CSA	Wire Spec	Wire Material description	Wire Color Description	Wire Length	End2 Terminal Part Number	End2 Pin Name	End2 Connector
A	-	-	WL2-G	2645227 R1	61.89	0.0	SGX FLEX 125C	BLACK	2615.0	-	A	K22_1080

Connector Name K22_1701
 Part Number RING-M-12_0
 Instances L9 - Leece-Neville - LN 325A Alternator W/Sensor:Diagram1



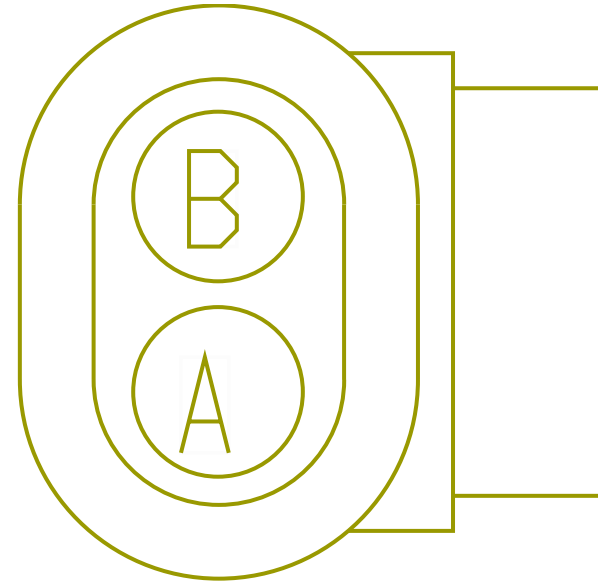
Name	Terminal Part Number	V-Min	Name	Wire Part Number	Wire CSA	Wire Spec	Wire Material description	Wire Color Description	Wire Length	End2 Terminal Part Number	End2 Pin Name	End2 Connector
A	-	-	WL2-FLA	2643473 R1	4.81	10.0	FUSEABLE LINK	RUST	190.0	-	X	-
A	-	-	WL2-FLB	2643473 R1	4.81	10.0	FUSEABLE LINK	RUST	190.0	-	X	-

Connector Name K22_1703
 Part Number RING-M-12_0
 Instances L9 - Leece-Neville - LN 325A Alternator W/Sensor:Diagram1



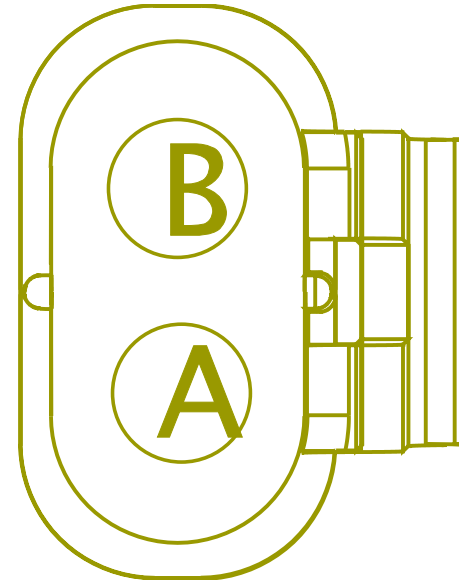
Name	Terminal Part Number	V-Min	Name	Wire Part Number	Wire CSA	Wire Spec	Wire Material description	Wire Color Description	Wire Length	End2 Terminal Part Number	End2 Pin Name	End2 Connector
A	-	-	WL2-FLD	2643473 R1	4.81	10.0	FUSEABLE LINK	RUST	190.0	-	X	-
A	-	-	WL2-FLC	2643473 R1	4.81	10.0	FUSEABLE LINK	RUST	190.0	-	X	-

Connector Name K22_600
 Part Number 3522068C1
 Instances L9 - Cooling Fan Control Two-Speed:Diagram1
 Mates SOL-FAN_2SPEED-5014-01-04A



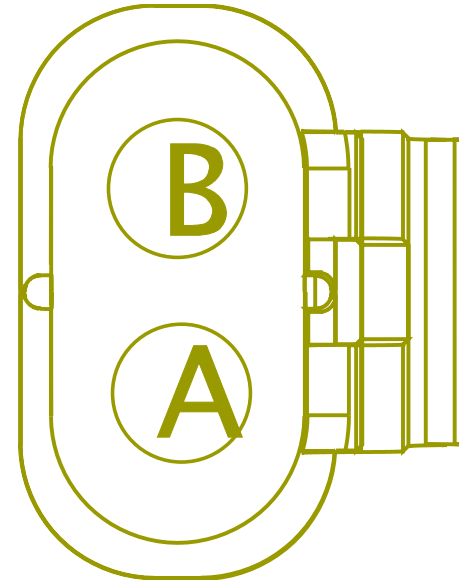
Name	Terminal Part Number	V-Min	Name	Wire Part Number	Wire CSA	Wire Spec	Wire Material description	Wire Color Description	Wire Length	End2 Terminal Part Number	End2 Pin Name	End2 Connector
A	-	-	AC23	3510328 R1	0.53	20.0	Thin Wall XLPE Primary Cable	TAN	1330.0	-	78	6000 (J2)
B	-	-	AC23-G	3510328 R1	0.53	20.0	Thin Wall XLPE Primary Cable	TAN	385.0	-	X	-

Connector Name K22_6100
 Part Number 1667639C1
 Instances B6.7 - Engine (Control) Cummins:Connector 6000
 Mates CP-ECM_MAXI_FUSE




Name	Terminal Part Number	V-Min	Name	Wire Part Number	Wire CSA	Wire Spec	Wire Material description	Wire Color Description	Wire Length	End2 Terminal Part Number	End2 Pin Name	End2 Connector
1	-	-	KV13C	2643691 R1	1.91	14.0	Std. Wall XLPE Primary Cable	PINK	130.0	-	1	-
2	-	-	KA13A	2643691 R1	1.91	14.0	Std. Wall XLPE Primary Cable	PINK	915.0	-	X	-

Connector Name K22_6100
 Part Number 1667639C1
 Instances L9 - Engine (Control) Cummins:Connector 6000
 Mates CP-ECM_MAXI_FUSE



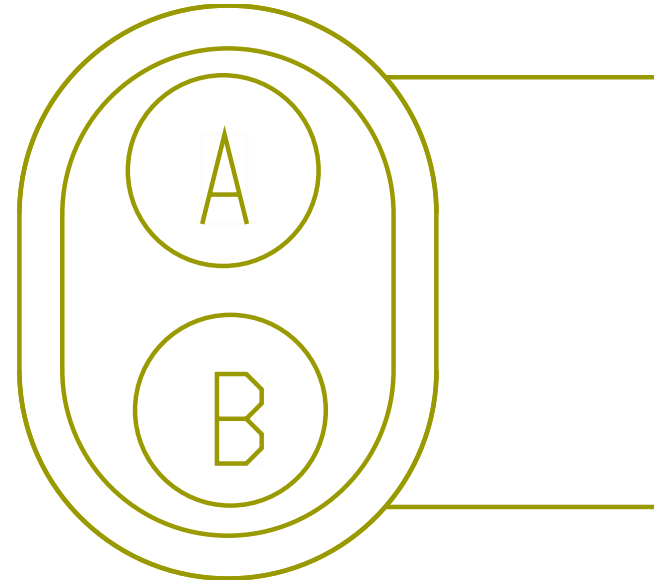
Name	Terminal Part Number	V-Min	Name	Wire Part Number	Wire CSA	Wire Spec	Wire Material description	Wire Color Description	Wire Length	End2 Terminal Part Number	End2 Pin Name	End2 Connector
1	-	-	KV13C	2643691 R1	1.91	14.0	Std. Wall XLPE Primary Cable	PINK	130.0	-	1	-
2	-	-	KA13A	2643691 R1	1.91	14.0	Std. Wall XLPE Primary Cable	PINK	915.0	-	X	-

Connector Name K22_6305M
 Part Number RING-M-5_0
 Instances L9 - Cranking (Starter) GEN4 BODY CONTROL MODULE W/
 Thermal Overcrank - External Switch:Diagram1
 Mates MOT-STARTER-5024-01-03




Name	Terminal Part Number	V-Min	Name	Wire Part Number	Wire CSA	Wire Spec	Wire Material description	Wire Color Description	Wire Length	End2 Terminal Part Number	End2 Pin Name	End2 Connector
A	-	-	GA17D	2643752 R1	1.16	16.0	Std. Wall XLPE Primary Cable	PINK	860.0	-	A	6316M

Connector Name K22_6401
 Part Number 3662425C1
 Instances L9 - Coolant Level Monitoring (No CLA Module):Diagram1
 Mates SNSR-COOLANT-LEV-5012-04-0 1A



Name	Terminal Part Number	V-Min	Name	Wire Part Number	Wire CSA	Wire Spec	Wire Material description	Wire Color Description	Wire Length	End2 Terminal Part Number	End2 Pin Name	End2 Connector
1	-	-	KT34A	3510329 R1	0.79	18.0	Thin Wall XLPE Primary Cable	TAN	900.0	-	X	-
2	-	-	KT34-G	3510329 R1	0.79	18.0	Thin Wall XLPE Primary Cable	TAN	1900.0	-	-	-


Connector Name K22_6747
 Part Number 3543733C1
 Instances L9 - Powertrain ZVR Splice Pack 6747:Diagram1
 Mates SP-ZVR_SPLICE_PACK-B000-11 -A1



Name	Terminal Part Number	V-Min	Name	Wire Part Number	Wire CSA	Wire Spec	Wire Material description	Wire Color Description	Wire Length	End2 Terminal Part Number	End2 Pin Name	End2 Connector
A	-	-	KB9-G	3510310 R1	0.53	20.0	Thin Wall XLPE Primary Cable	GREY	1470.0	-	-	-
B	-	-	VA95-G	2643674 R1	0.79	18.0	Std. Wall XLPE Primary Cable	WHITE	1140.0	-	-	-
C	-	-	KT34-G	3510329 R1	0.79	18.0	Thin Wall XLPE Primary Cable	TAN	1900.0	-	-	-
D	-	-	KA41-G	3510329 R1	0.79	18.0	Thin Wall XLPE Primary Cable	TAN	1140.0	-	-	-

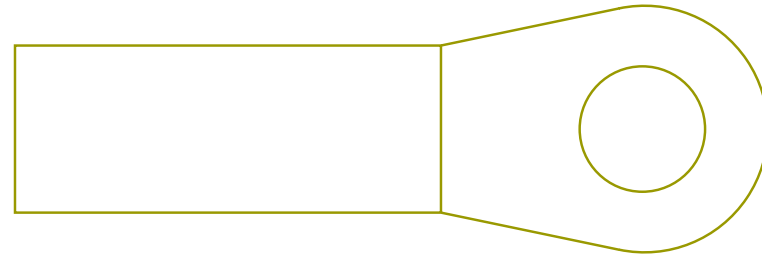
Name	Terminal Part Number	V-Min	Name	Wire Part Number	Wire CSA	Wire Spec	Wire Material description	Wire Color Description	Wire Length	End2 Terminal Part Number	End2 Pin Name	End2 Connector
E	-	-	KH11-G1	3510360 R1	1.16	16.0	Thin Wall XLPE Primary Cable	WHITE	2445.0	-	-	-
E	-	-	KE11-G1	3510360 R1	1.16	16.0	Thin Wall XLPE Primary Cable	WHITE	1460.0	-	-	-
F	-	-	KK77-G	3510299 R1	0.79	18.0	Thin Wall XLPE Primary Cable	LIGHT GREEN	890.0	-	-	-
J	-	-	KA146-G	3510312 R1	1.16	16.0	Thin Wall XLPE Primary Cable	GREY	920.0	-	-	-
K	-	-	ML9TS	3510311 R1	0.79	18.0	Thin Wall XLPE Primary Cable	GREY	1425.0	-	-	-
L	-	-	KK77-ZV	3510299 R1	0.79	18.0	Thin Wall XLPE Primary Cable	LIGHT GREEN	2035.0	-	-	-
M	-	-	CA9T	2645914 R1	0.79	18.0	TXL 150C	GREY	2720.0	-	-	-

Connector Name K22_7000
 Part Number RING-M-5_0
 Instances L9 - Delco Remy 28SI Alternator W/Sensor:Diagram1
 L9 - Delco Remy 36SI Alternator W/Sensor:Diagram1
 L9 - Leece-Neville - LN 325A Alternator W/Sensor:Diagram1
 L9 - Leece-Neville AVI160-210A/240A Alternator W/Sensor:Diagram1
 Mates DEV-Delco_Remy_28SI_Altern ator-4004-01-05A




Name	Terminal Part Number	V-Min	Name	Wire Part Number	Wire CSA	Wire Spec	Wire Material description	Wire Color Description	Wire Length	End2 Terminal Part Number	End2 Pin Name	End2 Connector
A	-	-	JS1A	3510366 R1	1.16	16.0	Thin Wall XLPE Primary Cable	RED	3020.0	-	B	K22_1F

Connector Name K22_7100
 Part Number 3866817C1
 Instances L9 - Delco Remy 28SI Alternator W/Sensor:Diagram1
 L9 - Delco Remy 36SI Alternator W/Sensor:Diagram1
 L9 - Leece-Neville - LN 325A Alternator W/Sensor:Diagram1
 L9 - Leece-Neville AVI160-210A/240A Alternator W/
 Sensor:Diagram1
 Mates BTRY-925CCA_1-4005-01-01D



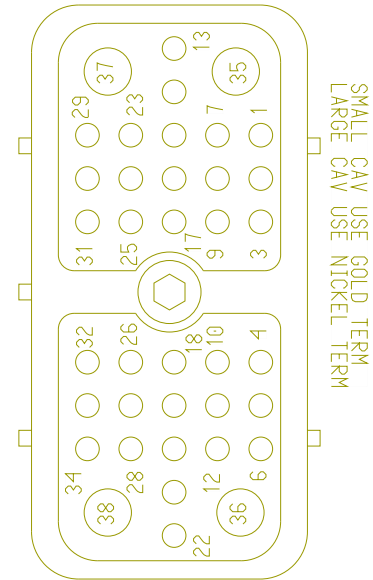
Name	Terminal Part Number	V-Min	Name	Wire Part Number	Wire CSA	Wire Spec	Wire Material description	Wire Color Description	Wire Length	End2 Terminal Part Number	End2 Pin Name	End2 Connector
A	-	-	JS1B	3510366 R1	1.16	16.0	Thin Wall XLPE Primary Cable	RED	320.0	-	A	K22_1F

Connector Name K22_7103M
 Part Number 1661198C1
 Instances L9 - Two Speed Axle (AirShift on Shifter):Diagram1
 Mates SW-2SPD_Manual_Pressure-50 00-02-01A



Name	Terminal Part Number	V-Min	Name	Wire Part Number	Wire CSA	Wire Spec	Wire Material description	Wire Color Description	Wire Length	End2 Terminal Part Number	End2 Pin Name	End2 Connector
A	-	-	ML93	2643676 R1	0.79	18.0	Std. Wall XLPE Primary Cable	TAN	1800.0	-	39	1702
C	-	-	ML9TS	3510311 R1	0.79	18.0	Thin Wall XLPE Primary Cable	GREY	1425.0	-	-	-

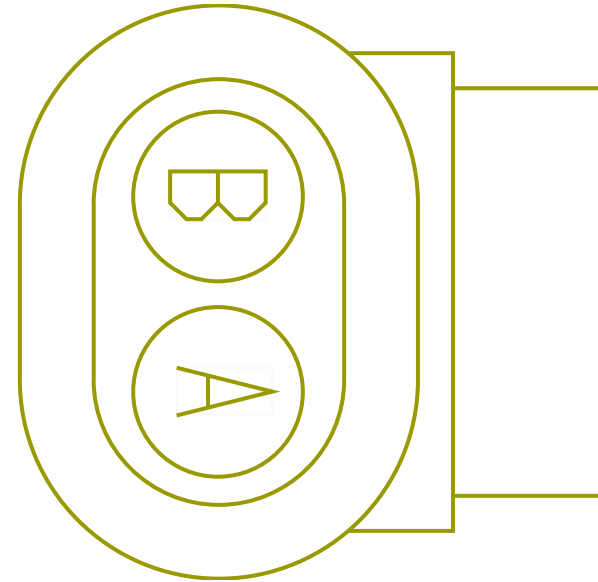
Connector Name K22_7105
 Part Number 3599542C1
 Instances B6.7 - Starter Interlock (BCM LSD Controlled w/ Relay) Eaton
 Procision:Diagram1
 L9 - Transmission (Fuller Advantage):Diagram1
 Mates MODU-TCM-A002-10-01A



Name	Terminal Part Number	V-Min	Name	Wire Part Number	Wire CSA	Wire Spec	Wire Material description	Wire Color Description	Wire Length	End2 Terminal Part Number	End2 Pin Name	End2 Connect or
2	-	-	-	-	-	-	-	-	-	-	-	-
3	-	-	-	-	-	-	-	-	-	-	-	-
4	-	-	PD92A	3510329 R1	0.79	18.0	Thin Wall XLPE Primary Cable	TAN	1645.0	-	19	1702
4	-	-	KH17-GC	3510359 R1	0.79	18.0	Thin Wall XLPE Primary Cable	WHITE	2755.0	-	-	-
11	-	-	-	-	-	-	-	-	-	-	-	-
12	-	-	-	-	-	-	-	-	-	-	-	-
14	-	-	PD92G	3510329 R1	0.79	18.0	Thin Wall XLPE Primary Cable	TAN	1645.0	-	20	1702

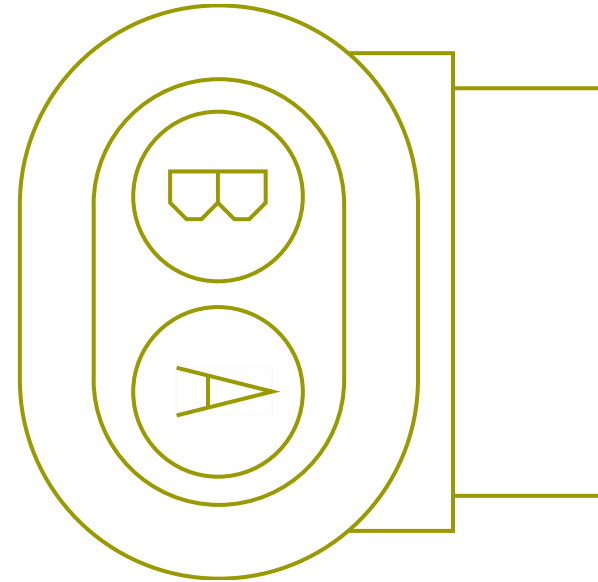
Name	Terminal Part Number	V-Min	Name	Wire Part Number	Wire CSA	Wire Spec	Wire Material description	Wire Color Description	Wire Length	End2 Terminal Part Number	End2 Pin Name	End2 Connector
25	-	-	KH92J	3510329 R1	0.79	18.0	Thin Wall XLPE Primary Cable	TAN	2755.0	-	-	-
26	-	-	KH17C	3510323 R1	0.79	18.0	Thin Wall XLPE Primary Cable	PINK	2755.0	-	-	-
31	-	-	KH92ER	3510329 R1	0.79	18.0	Thin Wall XLPE Primary Cable	TAN	2755.0	-	-	-
32	-	-	KH17B	3510323 R1	0.79	18.0	Thin Wall XLPE Primary Cable	PINK	2755.0	-	-	-
35	-	-	KH13A	2643691 R1	1.91	14.0	Std. Wall XLPE Primary Cable	PINK	2755.0	-	8	1702
36	-	-	KH10-GE	3510361 R1	1.91	14.0	Thin Wall XLPE Primary Cable	WHITE	450.0	-	X	-
38	-	-	KH14A	3510368 R1	3.01	12.0	Thin Wall XLPE Primary Cable	RED	2870.0	-	-	-

Connector Name K22_7500M
 Part Number 1661778C1
 Instances L9 - Body Builder Lighting - Combined Turn and Stop Lamps
 (Manual) Option2:Diagram1-Combination1
 L9 - Body Builder Lighting - Combined Turn and Stop Lamps
 (Manual) Option2:Diagram1-Combination2
 L9 - WORK LIGHT With BackUP - 1 BULB - Manual
 Trans:Diagram1-Combination1
 L9 - WORK LIGHT With BackUP - 1 BULB - Manual
 Trans:Diagram1-Combination2
 Mates SW-TRANSSWITCH-1023-01-02A



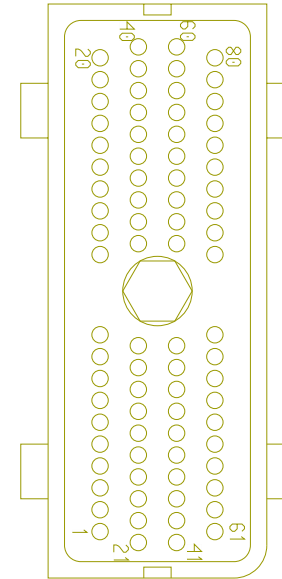
Name	Terminal Part Number	V-Min	Name	Wire Part Number	Wire CSA	Wire Spec	Wire Material description	Wire Color Description	Wire Length	End2 Terminal Part Number	End2 Pin Name	End2 Connector
2	-	-	MJ71B	2645915 R1	0.79	18.0	TXL 150C	TAN	1600.0	-	7	1702

Connector Name K22_7500W
 Part Number 1661778C1
 Instances L9 - Body Builder Lighting - Combined Turn and Stop Lamps
 (Manual) Option2:Diagram1-Combination3
 L9 - Body Builder Lighting - Combined Turn and Stop Lamps
 (Manual) Option2:Diagram1-Combination4
 L9 - WORK LIGHT With BackUP - 1 BULB - Manual
 Trans:Diagram1-Combination3
 L9 - WORK LIGHT With BackUP - 1 BULB - Manual
 Trans:Diagram1-Combination4
 Mates SW-TRANSSWITCH-1023-01-02A



Name	Terminal Part Number	V-Min	Name	Wire Part Number	Wire CSA	Wire Spec	Wire Material description	Wire Color Description	Wire Length	End2 Terminal Part Number	End2 Pin Name	End2 Connector
2	-	-	KH71A	3510318 R1	1.16	16.0	Thin Wall XLPE Primary Cable	ORANGE	2310.0	-	7	1702

Connector Name K22_7500
 Part Number 3605713C1
 Instances L9 - Backup Light (Dual Daisy Reverse) Allison/ZF Trans
 3K/4K:Diagram1-Combination2
 L9 - Backup Light (Dual Reverse Light) Allison/ZF Trans
 3K/4K:Diagram1-Combination2
 L9 - Backup Light (Single Reverse Light) - Allison
 3K/4K:Diagram1-Combination2
 L9 - Backup Light (Single Reverse Light) Allison
 3K/4K:Diagram1-Combination2
 L9 - Backup Light - (Single Reverse Light) Allison
 3K/4K:Diagram1-Combination2
 L9 - CAN Layout:Powertrain Standard J1939 (500Kbps)
 L9 - Rear Lights Stop (Daisy Chain):Diagram1
 L9 - Rear Lights Stop - Dual Assembly:Diagram1
 L9 - Rear Lights Stop - Single Assembly:Diagram1
 L9 - Remote Start/Stop:Diagram1
 L9 - Transmission Power Take Off (Auto Trans Single PTO w/21
 Parameters):Diagram1
 L9 - Transmission Power Take Off (Auto Trans with
 Lectradrive):Diagram1
 L9 - Transmission Shifter (Stalk Shifter Allison):Diagram1-
 Combination2

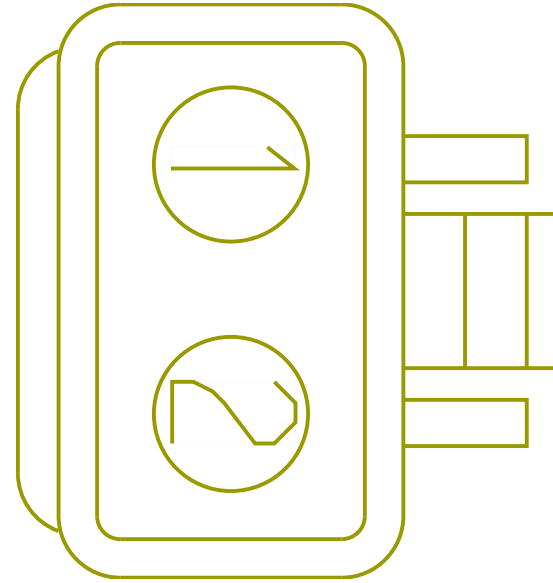


Mates MODU-TCM-A002-10-03

Name	Terminal Part Number	V-Min	Name	Wire Part Number	Wire CSA	Wire Spec	Wire Material description	Wire Color Description	Wire Length	End2 Terminal Part Number	End2 Pin Name	End2 Connector
6	-	-	-	-	-	-	-	-	-	-	-	-
6	-	-	WIRE735168	-	0.0	-	-	-	0.0	-	PIN1	-
27	-	-	-	-	-	-	-	-	-	-	-	-
27	-	-	WIRE735160	-	0.0	-	-	-	0.0	-	PIN1	-
34	-	-	PM92#134	3510335R1	0.79	18.0	Thin Wall XLPE Primary Cable	YELLOW 2	2390.0	-	19	1702

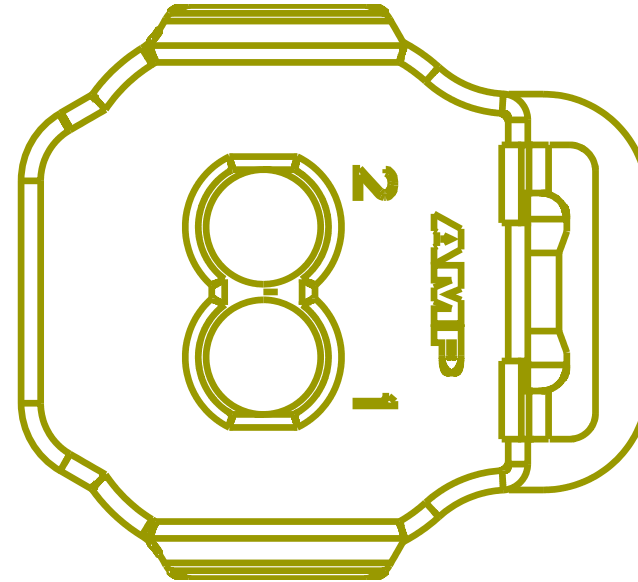
Name	Terminal Part Number	V-Min	Name	Wire Part Number	Wire CSA	Wire Spec	Wire Material description	Wire Color Description	Wire Length	End2 Terminal Part Number	End2 Pin Name	End2 Connector
65	-	-	PM92#165	3510329 R1	0.79	18.0	Thin Wall XLPE Primary Cable	TAN	2390.0	-	7	1702

Connector Name K22_7501
 Part Number 3577412C1
 Instances L9 - Transmissions Electrical I/O (Fuller Advantage):Diagram1
 Mates DEV-Electronic_Clutch_Actuator-5045-01-02A



Name	Terminal Part Number	V-Min	Name	Wire Part Number	Wire CSA	Wire Spec	Wire Material description	Wire Color Description	Wire Length	End2 Terminal Part Number	End2 Pin Name	End2 Connector
1	-	-	KH10-G	3510363 R1	4.81	10.0	Thin Wall XLPE Primary Cable	WHITE	775.0	-	X	-
2	-	-	KH14SA	3510369 R1	4.81	10.0	Thin Wall XLPE Primary Cable	RED	1810.0	-	X	-

Connector Name K22_7700M
 Part Number 3536864C1
 Instances L9 - Transmission Oil Temperature - Manual Trans:Diagram1
 L9 - Transmission Oil Temperature - Manual Trans w/Aux
 Gauge:Diagram1
 Mates SNSR-TRANS_OIL_TEMP-5046-0 1-01A

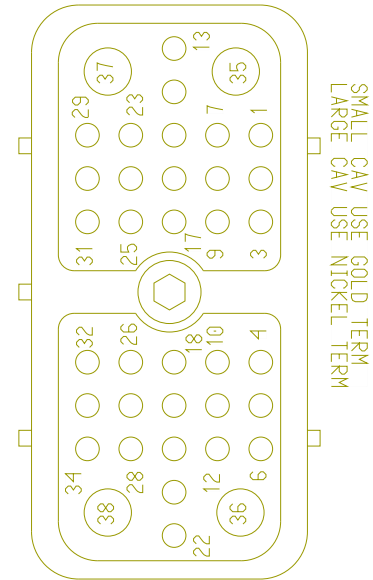


Name	Terminal Part Number	V-Min	Name	Wire Part Number	Wire CSA	Wire Spec	Wire Material description	Wire Color Description	Wire Length	End2 Terminal Part Number	End2 Pin Name	End2 Connector
1	-	-	CA31B	2645915 R1	0.79	18.0	TXL 150C	TAN	2580.0	-	13	1702
2	-	-	CA9T	2645914 R1	0.79	18.0	TXL 150C	GREY	2720.0	-	-	-

Connector Name K22_7800
 Part Number BLUNT_SL_VC
 Instances L9 - Transmission Power Take Off (Auto Trans Single PTO w/21 Parameters):Diagram1
 L9 - Transmission Power Take Off (Manual Trans Single PTO w/21 Parameters):Diagram1
 L9 - Transmission Power Take Off (Single Input configurable pull up or pull down):Diagram1
 Mates BLUNT-PTO-5047-03-01A

Name	Terminal Part Number	V-Min	Name	Wire Part Number	Wire CSA	Wire Spec	Wire Material description	Wire Color Description	Wire Length	End2 Terminal Part Number	End2 Pin Name	End2 Connector
A	-	-	MA88	2643687 R1	1.91	14.0	Std. Wall XLPE Primary Cable	LIGHT GREEN	2100.0	-	14	1702

Connector Name K22_7909
 Part Number 3599542C1
 Instances L9 - CAN Layout:Powertrain Standard J1939 (500Kbps)
 L9 - Rear Lights Stop (Daisy Chain):Diagram1
 L9 - Rear Lights Stop - Dual Assembly:Diagram1
 L9 - Rear Lights Stop - Single Assembly:Diagram1
 L9 - Remote Start/Stop:Diagram1
 L9 - Transmission Power Take Off (Auto Trans Single PTO w/21 Parameters):Diagram1
 L9 - Transmission Power Take Off (Auto Trans with Lectradrive):Diagram1
 Mates MODU-TCM-A002-10-01A

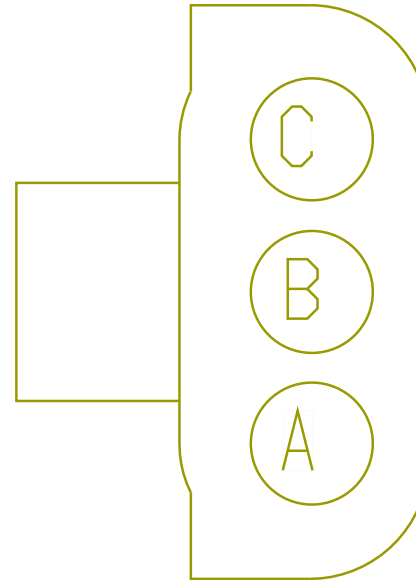


Name	Terminal Part Number	V-Min	Name	Wire Part Number	Wire CSA	Wire Spec	Wire Material description	Wire Color Description	Wire Length	End2 Terminal Part Number	End2 Pin Name	End2 Connect or
2	-	-	-	-	-	-	-	-	-	-	-	-
2	-	-	WIRE728 825	-	0.0	-	-	-	0.0	-	PIN1	-
3	-	-	-	-	-	-	-	-	-	-	-	-
3	-	-	WIRE728 826	-	0.0	-	-	-	0.0	-	PIN1	-

Connector Name K22_9724
 Part Number BLUNT_SL_VC
 Instances L9 - Transmission Power Take Off (Auto Trans with Lectradrive):Diagram1
 L9 - Transmission Power Take Off (Lectrashift PTO with Manual Trans):Diagram1
 Mates BLUNT-PTO-5047-08-01A

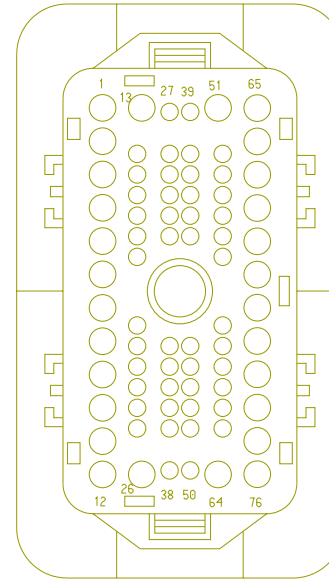
Name	Terminal Part Number	V-Min	Name	Wire Part Number	Wire CSA	Wire Spec	Wire Material description	Wire Color Description	Wire Length	End2 Terminal Part Number	End2 Pin Name	End2 Connector
A	-	-	RY14LSB	2643759 R1	0.79	18.0	Std. Wall XLPE Primary Cable	RED	3080.0	-	B	K22_991 3B
B	-	-	RY14LSA	2643670 R1	0.79	18.0	Std. Wall XLPE Primary Cable	BLACK	3080.0	-	A	K22_991 3B

Connector Name K22_9913B
 Part Number 587570C91
 Instances L9 - Transmission Power Take Off (Auto Trans with Lectradrive):Diagram1
 L9 - Transmission Power Take Off (Lectrashift PTO with Manual Trans):Diagram1
 Mates CONN_LECTRASHIFT-PTO_5047- 08-01A



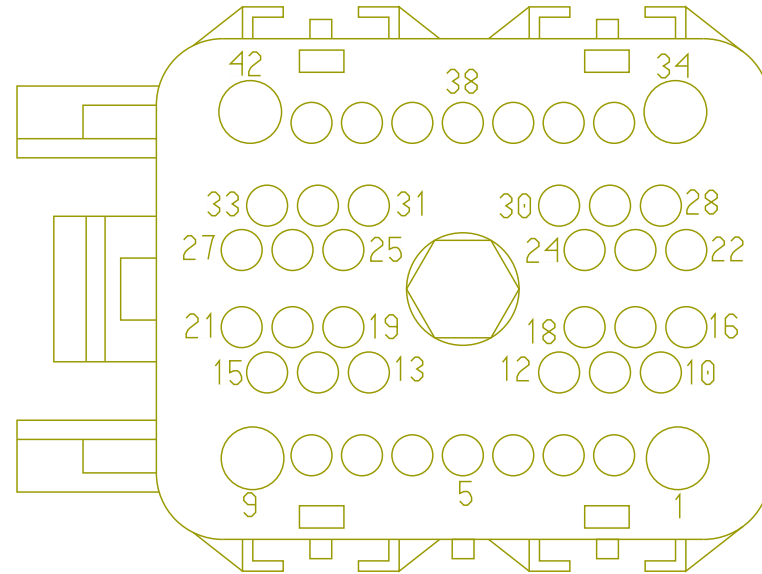
Name	Terminal Part Number	V-Min	Name	Wire Part Number	Wire CSA	Wire Spec	Wire Material description	Wire Color Description	Wire Length	End2 Terminal Part Number	End2 Pin Name	End2 Connector
A	-	-	RY14LSA	2643670 R1	0.79	18.0	Std. Wall XLPE Primary Cable	BLACK	3080.0	-	B	K22_9724
B	-	-	RY14LSB	2643759 R1	0.79	18.0	Std. Wall XLPE Primary Cable	RED	3080.0	-	A	K22_9724
C	-	-	RY14LSC	2643787 R1	3.01	12.0	Std. Wall XLPE Primary Cable	WHITE	1550.0	-	42	1702

Connector Name K24_1702:1
 Part Number 3595624C1
 Instances B6.7 - Transmission Shifter (Push Button Shifter - Allison 3K/4K):Diagram1-LCM-0009B
 B6.7 - Transmission Shifter (Push Button Shifter - Allison 3K/4K):Diagram2-LCM-0009
 Mates A01_1702:1



Name	Terminal Part Number	V-Min	Name	Wire Part Number	Wire CSA	Wire Spec	Wire Material description	Wire Color Description	Wire Length	End2 Terminal Part Number	End2 Pin Name	End2 Connector
19	-	-	PM92#134	3510335 R1	0.79	18.0	Thin Wall XLPE Primary Cable	YELLOW 2	2390.0	-	34	K24_7500

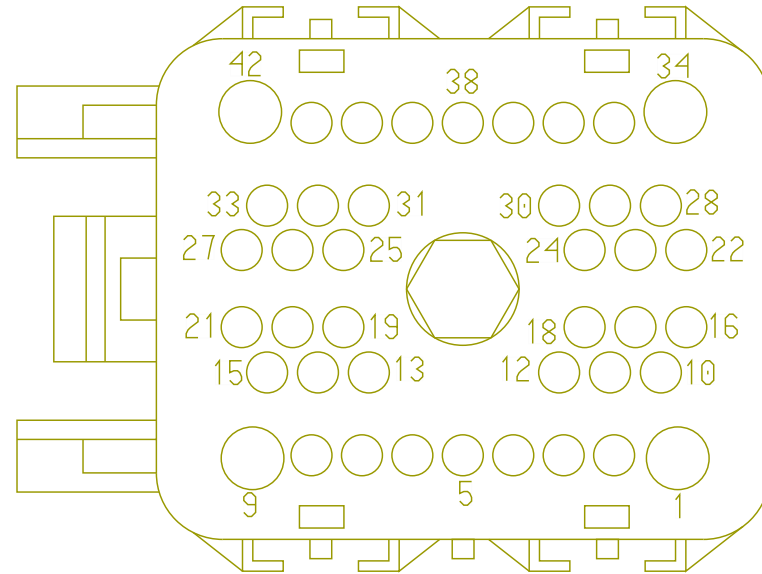
Connector Name K24_1702
 Part Number 3595620C1
 Instances B6.7 - Air Filter Flow Restriction Monitoring (LED Indicator):Diagram2
 B6.7 - Heating Ventilation & Air Conditioning (HVAC) (Auto Control head W/PT Transducer N/Low Pressure SW):Diagram1_HVAC
 B6.7 - Heating Ventilation & Air Conditioning (HVAC) (Manual W/PT Transducer N/Low Pressure SW):Diagram1 - HVAC
 Mates A01_1702



Name	Terminal Part Number	V-Min	Name	Wire Part Number	Wire CSA	Wire Spec	Wire Material description	Wire Color Description	Wire Length	End2 Terminal Part Number	End2 Pin Name	End2 Connector
2	-	-	KL77-ZV	-	0.0	20.0	-	LIGHT GREEN	0.0	-	1	K24_6201
2	-	-	KT77-ZV	-	0.0	18.0	-	LIGHT GREEN	0.0	-	PIN1	-
3	-	-	KK77C	-	0.0	20.0	-	LIGHT GREEN	0.0	-	4	K24_6201
4	-	-	KK77A	3510299 R1	0.79	18.0	Thin Wall XLPE Primary Cable	LIGHT GREEN	2060.0	-	2	K24_6201
5	-	-	FN10AR-G	-	0.0	18.0	-	WHITE	0.0	-	2	K24_7303
10	-	-	KK77	3510299 R1	0.79	18.0	Thin Wall XLPE Primary Cable	LIGHT GREEN	1860.0	-	2	K24_6200

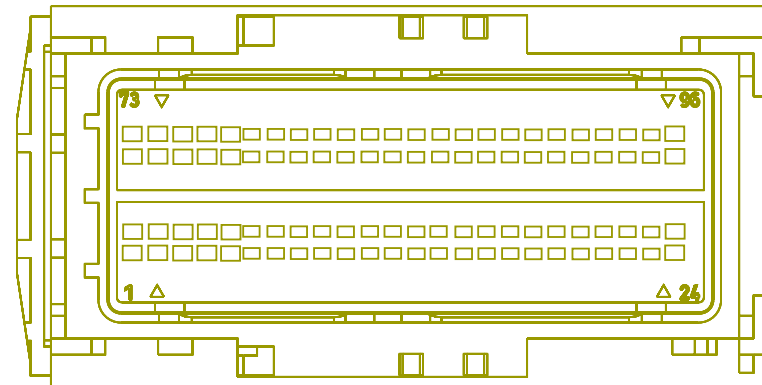
Name	Terminal Part Number	V-Min	Name	Wire Part Number	Wire CSA	Wire Spec	Wire Material description	Wire Color Description	Wire Length	End2 Terminal Part Number	End2 Pin Name	End2 Connector
18	-	-	KK77B	3510299 R1	0.79	18.0	Thin Wall XLPE Primary Cable	LIGHT GREEN	2060.0	-	3	K24_6201
42	-	-	FN13AR	-	0.0	18.0	-	PINK	0.0	-	1	K24_7303

Connector Name K24_1702
 Part Number 3595620C1
 Instances B6.7 - Auto Neutral (Allison W/ Multiplex Switch & Confirmation Telltale):Diagram1
 Mates A01_1702




Name	Terminal Part Number	V-Min	Name	Wire Part Number	Wire CSA	Wire Spec	Wire Material description	Wire Color Description	Wire Length	End2 Terminal Part Number	End2 Pin Name	End2 Connector
21	-	-	PJ92D103	-	0.0	18.0	-	YELLOW 2	0.0	-	PIN1	-
25	-	-	RN92#117	3510341 R1	0.79	18.0	Thin Wall XLPE Primary Cable	LIGHT BLUE	2820.0	-	17	K24_7500

Connector Name K24_6000
 Part Number 3945694C1
 Instances B6.7 - Water In Fuel (WIF) Davco 245 W/ Heater:Diagram1
 L9 - Water In Fuel (WIF) Davco 245 W/ Heater:Diagram1
 Mates MODU-ECM-A001-10-01A




Name	Terminal Part Number	V-Min	Name	Wire Part Number	Wire CSA	Wire Spec	Wire Material description	Wire Color Description	Wire Length	End2 Terminal Part Number	End2 Pin Name	End2 Connect or
13	-	-	VA#95	-	0.0	20.0	-	TAN	0.0	-	X	-
13	-	-	VA95	3510328 R1	0.53	20.0	Thin Wall XLPE Primary Cable	TAN	805.0	-	X	-
22	-	-	-	-	-	-	-	-	-	-	-	-
46	-	-	-	-	-	-	-	-	-	-	-	-
62	-	-	KB9	3510310 R1	0.53	20.0	Thin Wall XLPE Primary Cable	GREY	1145.0	-	-	-
62	-	-	KB9-G	3510310 R1	0.53	20.0	Thin Wall XLPE Primary Cable	GREY	1470.0	-	-	-

Connector Name K24_6200
 Part Number 3626435C1
 Instances B6.7 - Heating Ventilation & Air Conditioning (HVAC)
 (Auto Control head W/PT Transducer N/Low Pressure SW):Diagram1_HVAC
 B6.7 - Heating Ventilation & Air Conditioning (HVAC) (Manual W/
 PT Transducer N/Low Pressure SW):Diagram1 - HVAC
 Mates DEV-FREON_COMPRESSOR-02



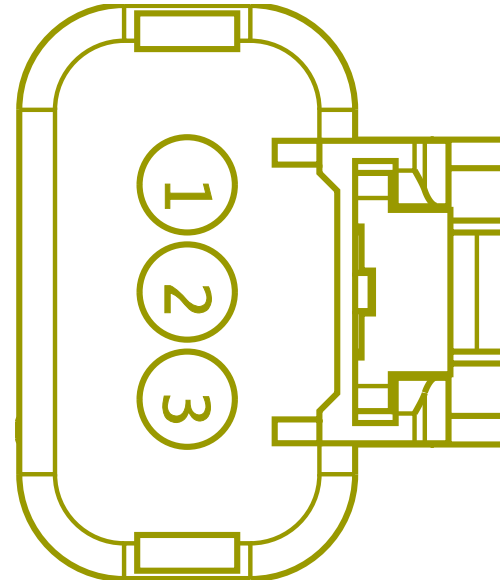
Name	Terminal Part Number	V-Min	Name	Wire Part Number	Wire CSA	Wire Spec	Wire Material description	Wire Color Description	Wire Length	End2 Terminal Part Number	End2 Pin Name	End2 Connector
1	-	-	KK77-G	3510299 R1	0.79	18.0	Thin Wall XLPE Primary Cable	LIGHT GREEN	890.0	-	-	-
2	-	-	KK77	3510299 R1	0.79	18.0	Thin Wall XLPE Primary Cable	LIGHT GREEN	1860.0	-	10	K24_1702

Connector Name K24_6201
 Part Number 3600324C1
 Instances B6.7 - Heating Ventilation & Air Conditioning (HVAC)
 (Auto Control head W/PT Transducer N/Low Pressure SW):Diagram1_HVAC
 B6.7 - Heating Ventilation & Air Conditioning (HVAC) (Manual W/
 PT Transducer N/Low Pressure SW):Diagram1 - HVAC
 Mates DEV-AC_PT_TRANSDUCER-01



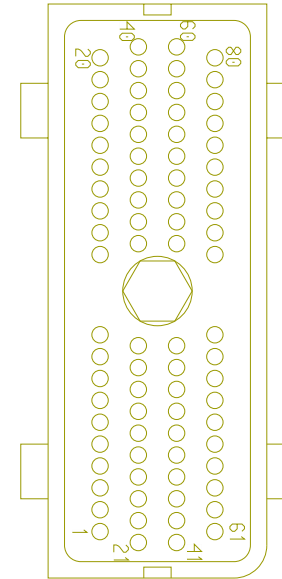
Name	Terminal Part Number	V-Min	Name	Wire Part Number	Wire CSA	Wire Spec	Wire Material description	Wire Color Description	Wire Length	End2 Terminal Part Number	End2 Pin Name	End2 Connector
1	-	-	KL77-ZV	-	0.0	20.0	-	LIGHT GREEN	0.0	-	2	K24_1702
1	-	-	KT77-ZV1	-	0.0	20.0	-	LIGHT GREEN	0.0	-	PIN1	-
2	-	-	KK77A	3510299 R1	0.79	18.0	Thin Wall XLPE Primary Cable	LIGHT GREEN	2060.0	-	4	K24_1702
3	-	-	KK77B	3510299 R1	0.79	18.0	Thin Wall XLPE Primary Cable	LIGHT GREEN	2060.0	-	18	K24_1702
4	-	-	KK77C	-	0.0	20.0	-	LIGHT GREEN	0.0	-	3	K24_1702

Connector Name K24_7303
 Part Number 4155801C1
 Instances B6.7 - Air Filter Flow Restriction Monitoring (LED Indicator):Diagram2



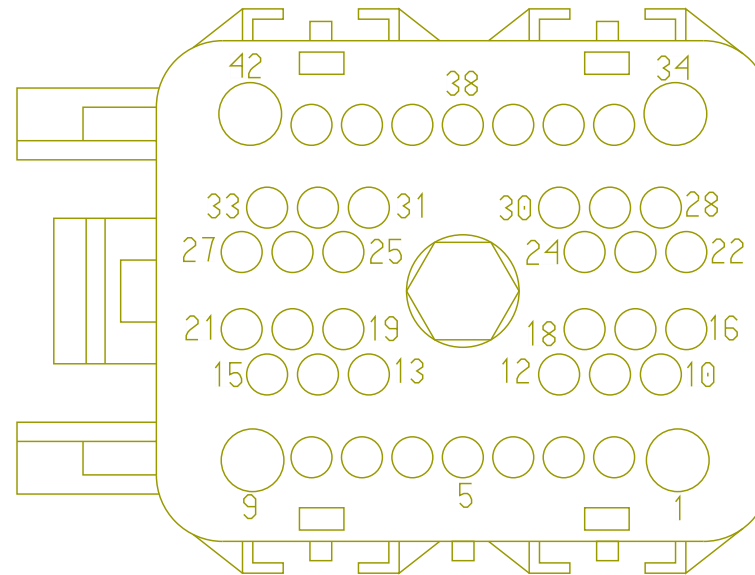
Name	Terminal Part Number	V-Min	Name	Wire Part Number	Wire CSA	Wire Spec	Wire Material description	Wire Color Description	Wire Length	End2 Terminal Part Number	End2 Pin Name	End2 Connector
1	-	-	FN13AR	-	0.0	18.0	-	PINK	0.0	-	42	K24_1702
2	-	-	FN10AR-G	-	0.0	18.0	-	WHITE	0.0	-	5	K24_1702

Connector Name K24_7500
 Part Number 3605713C1
 Instances B6.7 - Auto Neutral (Allison W/ Multiplex Switch & Confirmation Telltale):Diagram1
 B6.7 - Transmission Shifter (Push Button Shifter - Allison 3K/4K):Diagram1-LCM-0009B
 B6.7 - Transmission Shifter (Push Button Shifter - Allison 3K/4K):Diagram2-LCM-0009
 Mates MODU-TCM-A002:1



Name	Terminal Part Number	V-Min	Name	Wire Part Number	Wire CSA	Wire Spec	Wire Material description	Wire Color Description	Wire Length	End2 Terminal Part Number	End2 Pin Name	End2 Connector
6	-	-	-	-	-	-	-	-	-	-	-	-
17	-	-	RN92#117	3510341 R1	0.79	18.0	Thin Wall XLPE Primary Cable	LIGHT BLUE	2820.0	-	25	K24_1702
21	-	-	PJ92#103	-	0.0	18.0	-	YELLOW 2	0.0	-	PIN1	-
27	-	-	-	-	-	-	-	-	-	-	-	-
34	-	-	PM92#134	3510335 R1	0.79	18.0	Thin Wall XLPE Primary Cable	YELLOW 2	2390.0	-	19	K24_170 2:1

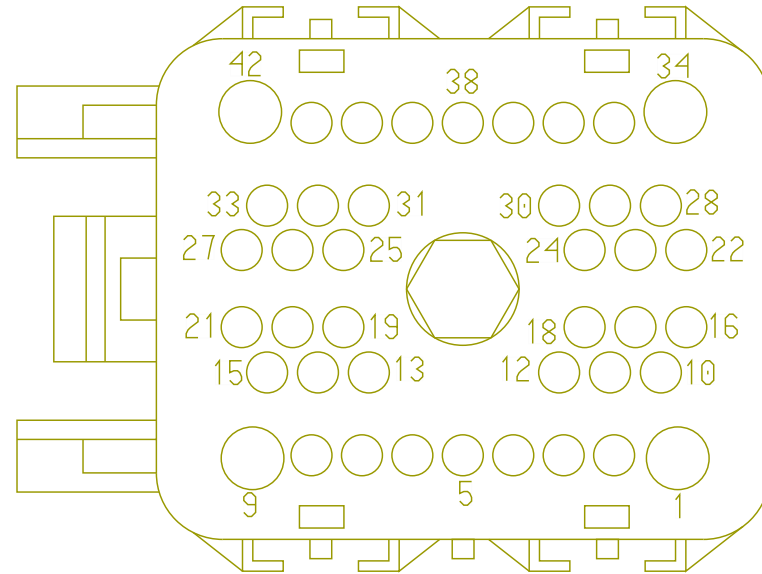
Connector Name K25_1702
 Part Number 3595620C1
 Instances L9 - Air Filter Flow Restriction Monitoring (LED Indicator):Diagram1
 L9 - Heating Ventilation & Air Conditioning (HVAC) (Auto Control head W/PT Transducer N/Low Pressure SW):Diagram1_HVAC
 L9 - Heating Ventilation & Air Conditioning (HVAC) (Manual W/PT Transducer N/Low Pressure SW):Diagram1 - HVAC
 L9 - Transmission Shifter (Push Button Shifter - Allison 3K/4K):Diagram3-LCM-0009B
 L9 - Transmission Shifter (Push Button Shifter - Allison 3K/4K):Diagram4-LCM-0009
 Mates A01_1702



Name	Terminal Part Number	V-Min	Name	Wire Part Number	Wire CSA	Wire Spec	Wire Material description	Wire Color Description	Wire Length	End2 Terminal Part Number	End2 Pin Name	End2 Connector
2	-	-	MT146-G	-	0.0	16.0	-	GREY	0.0	-	-	-
3	-	-	KK77C	-	0.0	20.0	-	LIGHT GREEN	0.0	-	4	K25_6201
4	-	-	KK77A	3510299 R1	0.79	18.0	Thin Wall XLPE Primary Cable	LIGHT GREEN	2060.0	-	2	K25_6201
5	-	-	FN10AR-G	-	0.0	18.0	-	WHITE	0.0	-	2	K25_7303
10	-	-	KK77	3510299 R1	0.79	18.0	Thin Wall XLPE Primary Cable	LIGHT GREEN	1860.0	-	2	K25_6200
18	-	-	KK77B	3510299 R1	0.79	18.0	Thin Wall XLPE Primary Cable	LIGHT GREEN	2060.0	-	3	K25_6201


Name	Terminal Part Number	V-Min	Name	Wire Part Number	Wire CSA	Wire Spec	Wire Material description	Wire Color Description	Wire Length	End2 Terminal Part Number	End2 Pin Name	End2 Connector
19	-	-	PM92#134	3510335 R1	0.79	18.0	Thin Wall XLPE Primary Cable	YELLOW 2	2390.0	-	34	K25_7500
42	-	-	FN13AR	-	0.0	18.0	-	PINK	0.0	-	1	K25_7303

Connector Name K25_1702
 Part Number 3595620C1
 Instances L9 - Auto Neutral (Allison W/ Multiplex Switch & Confirmation Telltale):Diagram1
 Mates A01_1702:1




Name	Terminal Part Number	V-Min	Name	Wire Part Number	Wire CSA	Wire Spec	Wire Material description	Wire Color Description	Wire Length	End2 Terminal Part Number	End2 Pin Name	End2 Connector
21	-	-	PJ92D103	-	0.0	18.0	-	YELLOW 2	0.0	-	X	-
25	-	-	RN92#117	3510341 R1	0.79	18.0	Thin Wall XLPE Primary Cable	LIGHT BLUE	2820.0	-	17	K25_7500

Connector Name K25_6200
 Part Number 3626435C1
 Instances L9 - Heating Ventilation & Air Conditioning (HVAC) (Auto Control head W/PT Transducer N/Low Pressure SW):Diagram1_HVAC
 L9 - Heating Ventilation & Air Conditioning (HVAC) (Manual W/PT Transducer N/Low Pressure SW):Diagram1 - HVAC



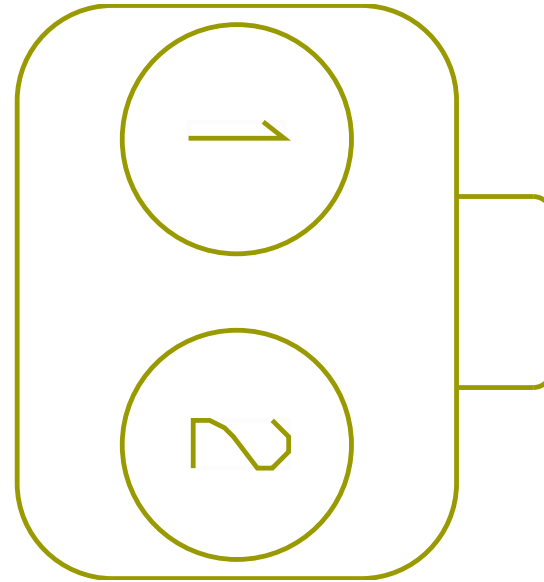
Name	Terminal Part Number	V-Min	Name	Wire Part Number	Wire CSA	Wire Spec	Wire Material description	Wire Color Description	Wire Length	End2 Terminal Part Number	End2 Pin Name	End2 Connector
1	-	-	KK77-G	3510299 R1	0.79	18.0	Thin Wall XLPE Primary Cable	LIGHT GREEN	890.0	-	-	-
2	-	-	KK77	3510299 R1	0.79	18.0	Thin Wall XLPE Primary Cable	LIGHT GREEN	1860.0	-	10	K25_1702

Connector Name K25_6201
 Part Number 3600324C1
 Instances L9 - Heating Ventilation & Air Conditioning (HVAC) (Auto Control head W/PT Transducer N/Low Pressure SW):Diagram1_HVAC
 L9 - Heating Ventilation & Air Conditioning (HVAC) (Manual W/PT Transducer N/Low Pressure SW):Diagram1 - HVAC



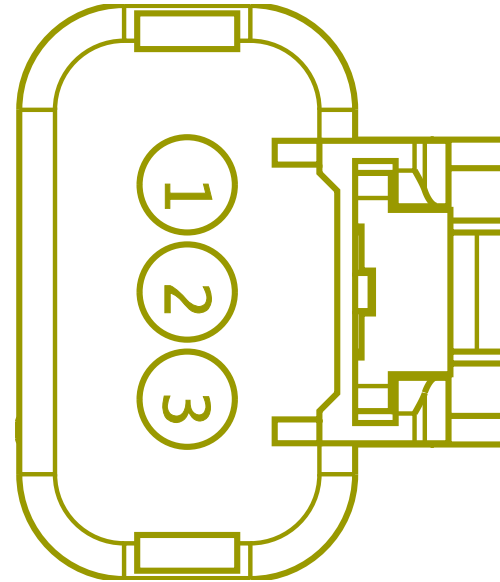
Name	Terminal Part Number	V-Min	Name	Wire Part Number	Wire CSA	Wire Spec	Wire Material description	Wire Color Description	Wire Length	End2 Terminal Part Number	End2 Pin Name	End2 Connector
1	-	-	KL77-ZV	-	0.0	20.0	-	LIGHT GREEN	0.0	-	-	-
2	-	-	KK77A	3510299 R1	0.79	18.0	Thin Wall XLPE Primary Cable	LIGHT GREEN	2060.0	-	4	K25_1702
3	-	-	KK77B	3510299 R1	0.79	18.0	Thin Wall XLPE Primary Cable	LIGHT GREEN	2060.0	-	18	K25_1702
4	-	-	KK77C	-	0.0	20.0	-	LIGHT GREEN	0.0	-	3	K25_1702

Connector Name K25_7112
 Part Number 3854645C91
 Instances B6.7 - Water In Fuel (WIF) Davco 245 W/ Heater:Diagram1
 L9 - Water In Fuel (WIF) Davco 245 W/ Heater:Diagram1
 Mates DEV-FUEL_FILTER_ASSY-10



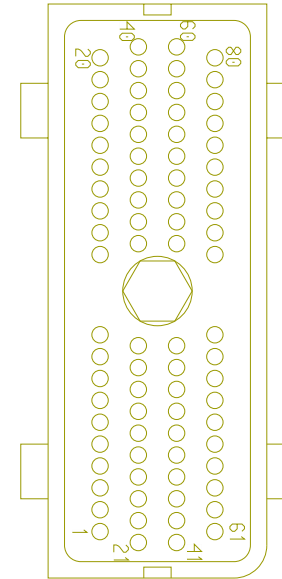
Name	Terminal Part Number	V-Min	Name	Wire Part Number	Wire CSA	Wire Spec	Wire Material description	Wire Color Description	Wire Length	End2 Terminal Part Number	End2 Pin Name	End2 Connector
1	-	-	VA#95A	-	0.0	18.0	-	TAN	0.0	-	X	-
1	-	-	VA95A	2643676 R1	0.79	18.0	Std. Wall XLPE Primary Cable	TAN	400.0	-	X	-
2	-	-	VA#95-G	-	0.0	18.0	-	WHITE	0.0	-	-	-
2	-	-	VA95-G	2643674 R1	0.79	18.0	Std. Wall XLPE Primary Cable	WHITE	1140.0	-	-	-

Connector Name K25_7303
 Part Number 4155801C1
 Instances L9 - Air Filter Flow Restriction Monitoring (LED Indicator):Diagram1
 Mates DEV-AIR_RESTRICTION_IND-01



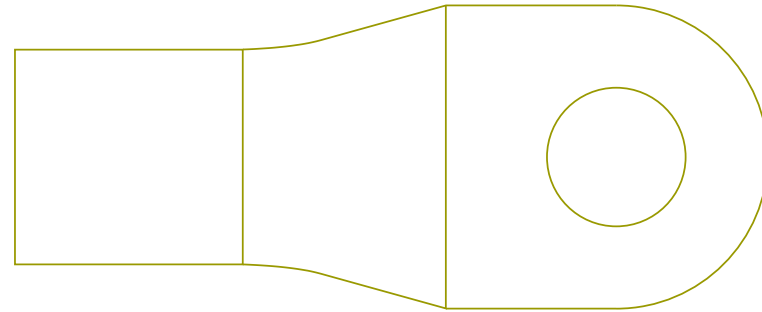
Name	Terminal Part Number	V-Min	Name	Wire Part Number	Wire CSA	Wire Spec	Wire Material description	Wire Color Description	Wire Length	End2 Terminal Part Number	End2 Pin Name	End2 Connector
1	-	-	FN13AR	-	0.0	18.0	-	PINK	0.0	-	42	K25_1702
2	-	-	FN10AR-G	-	0.0	18.0	-	WHITE	0.0	-	5	K25_1702

Connector Name K25_7500
 Part Number 3605713C1
 Instances L9 - Auto Neutral (Allison W/ Multiplex Switch & Confirmation Telltale):Diagram1
 L9 - Transmission Shifter (Push Button Shifter - Allison 3K/4K):Diagram3-LCM-0009B
 L9 - Transmission Shifter (Push Button Shifter - Allison 3K/4K):Diagram4-LCM-0009
 Mates MODU-TCM-A002:1




Name	Terminal Part Number	V-Min	Name	Wire Part Number	Wire CSA	Wire Spec	Wire Material description	Wire Color Description	Wire Length	End2 Terminal Part Number	End2 Pin Name	End2 Connector
6	-	-	-	-	-	-	-	-	-	-	-	-
17	-	-	RN92#117	3510341 R1	0.79	18.0	Thin Wall XLPE Primary Cable	LIGHT BLUE	2820.0	-	25	K25_1702
21	-	-	PJ92#103	-	0.0	18.0	-	YELLOW 2	0.0	-	X	-
27	-	-	-	-	-	-	-	-	-	-	-	-
34	-	-	PM92#134	3510335 R1	0.79	18.0	Thin Wall XLPE Primary Cable	YELLOW 2	2390.0	-	19	K25_1702

Connector Name L67-19
 Part Number 2241353C1
 Instances B6.7 - Starting Aid (Grid Heater):Diagram1
 L9 - Starting Aid (Grid Heater):Diagram1
 Mates DEV-HEAT_GRID_SOL-01




Name	Terminal Part Number	V-Min	Name	Wire Part Number	Wire CSA	Wire Spec	Wire Material description	Wire Color Description	Wire Length	End2 Terminal Part Number	End2 Pin Name	End2 Connector
A	-	-	37A	2645955 R1	32.19	2.0	Std. Wall 125C Battery Cable	RED	940.0	-	A	P97-20
A	-	-	37A	2645955 R1	32.19	2.0	Std. Wall 125C Battery Cable	RED	940.0	-	-	-

Connector Name M01_2100
 Part Number 3626438C1
 Instances B6.7/L9 - Tire Pressure (TPMS) (LDL 2.0 - 1 Repeater):Diagram1 - 4X2, 4x4 w/ High Visibility Hood
 B6.7/L9 - Tire Pressure (TPMS) (LDL 2.0 - 1 Repeater):Diagram2 - 4X2, 4x4 w/ STD Hood
 B6.7/L9 - Tire Pressure (TPMS) (LDL 2.0 - 1 Repeater):Diagram3 - 6x4, 6x6 w/ High Visibility Hood
 B6.7/L9 - Tire Pressure (TPMS) (LDL 2.0 - 1 Repeater):Diagram4 - 6x4, 6x6 w/ STD Hood
 Mates N01_2100



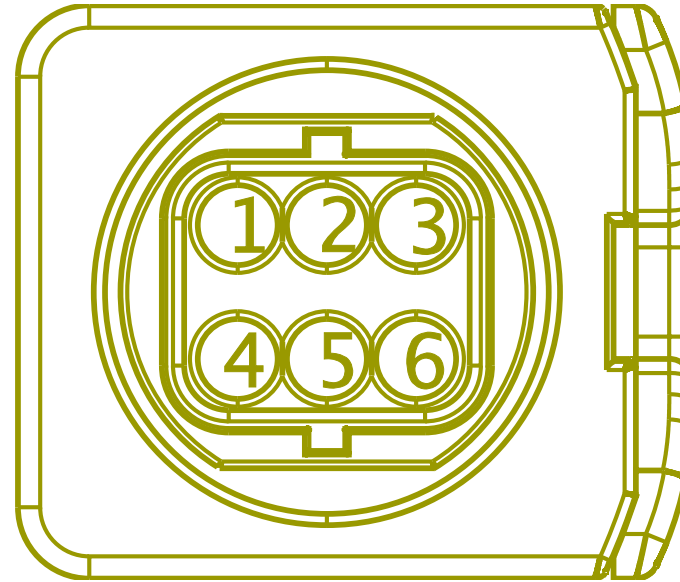
Name	Terminal Part Number	V-Min	Name	Wire Part Number	Wire CSA	Wire Spec	Wire Material description	Wire Color Description	Wire Length	End2 Terminal Part Number	End2 Pin Name	End2 Connector
1	-	-	WP22D	-	0.0	18.0	-	RED	0.0	-	PIN1	-
1	-	-	WN22H	-	0.0	18.0	-	RED	0.0	-	PIN1	-
2	-	-	WP22E	-	0.0	18.0	-	TAN	0.0	-	PIN1	-
2	-	-	WN22E	-	0.0	18.0	-	TAN	0.0	-	PIN1	-
3	-	-	WP22F	-	0.0	18.0	-	TAN	0.0	-	X	-
3	-	-	WN22B	-	0.0	18.0	-	TAN	0.0	-	X	-

Connector Name M01_2200
 Part Number 4140239C1
 Instances B6.7/L9 - Tire Pressure (TPMS) (LDL 2.0 - 1 Repeater):Diagram2 - 4X2, 4x4 w/ STD Hood
 B6.7/L9 - Tire Pressure (TPMS) (LDL 2.0 - 1 Repeater):Diagram4 - 6x4, 6x6 w/ STD Hood
 Mates DEV-TPMS_RECEIVER-02



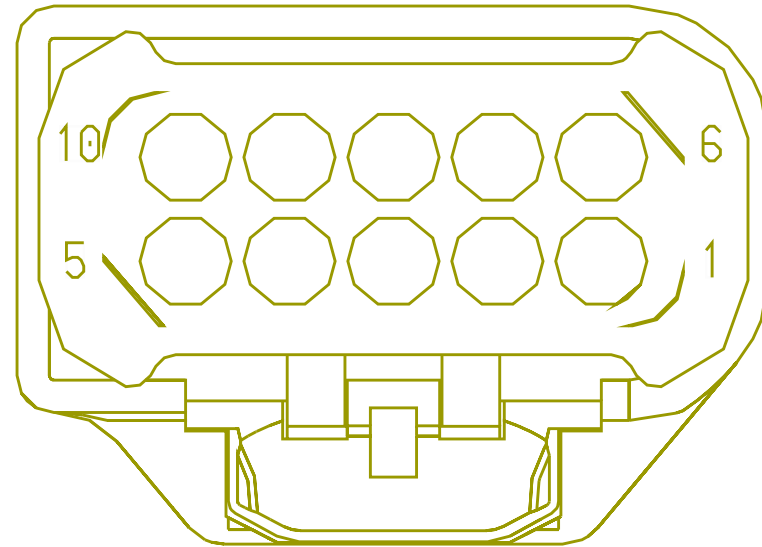
Name	Terminal Part Number	V-Min	Name	Wire Part Number	Wire CSA	Wire Spec	Wire Material description	Wire Color Description	Wire Length	End2 Terminal Part Number	End2 Pin Name	End2 Connector
1	-	-	WP22G	-	0.0	18.0	-	RED	0.0	-	PIN1	-
2	-	-	-	-	-	-	-	-	-	-	-	-
4	-	-	WP22H	-	0.0	18.0	-	TAN	0.0	-	PIN1	-
5	-	-	-	-	-	-	-	-	-	-	-	-
6	-	-	WP22J	-	0.0	18.0	-	TAN	0.0	-	X	-

Connector Name M01_2250
 Part Number 4140239C1
 Instances B6.7/L9 - Tire Pressure (TPMS) (LDL 2.0 - 1 Repeater):Diagram1 - 4X2, 4x4 w/ High Visibility Hood
 B6.7/L9 - Tire Pressure (TPMS) (LDL 2.0 - 1 Repeater):Diagram3 - 6x4, 6x6 w/ High Visibility Hood



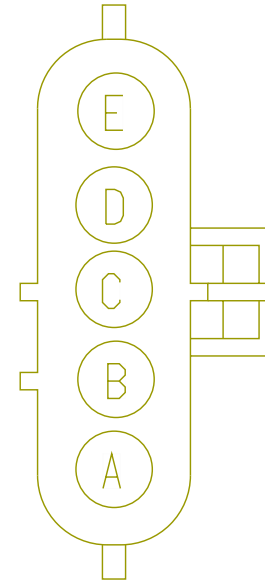
Name	Terminal Part Number	V-Min	Name	Wire Part Number	Wire CSA	Wire Spec	Wire Material description	Wire Color Description	Wire Length	End2 Terminal Part Number	End2 Pin Name	End2 Connector
1	-	-	WN22G	-	0.0	18.0	-	RED	0.0	-	PIN1	-
2	-	-	-	-	-	-	-	-	-	-	-	-
4	-	-	WN22D	-	0.0	18.0	-	TAN	0.0	-	PIN1	-
5	-	-	-	-	-	-	-	-	-	-	-	-
6	-	-	WN22A	-	0.0	18.0	-	TAN	0.0	-	X	-

Connector Name M02-8903
 Part Number 6111813C1
 Instances L9/B6.7 - Adaptive Cruise Control (Bendix - Fusion 2.0 & W/
 Safety Direct & Reg Speakers) option 1:Diagram1
 L9/B6.7 - Adaptive Cruise Control (Bendix - Fusion 2.0 & W/
 Safety Direct & Reg Speakers) option 2:Diagram1
 Mates DEV-FUSION_FLR-01



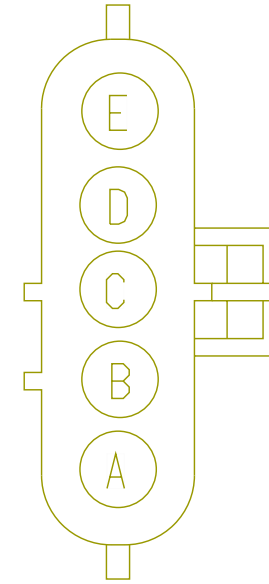
Name	Terminal Part Number	V-Min	Name	Wire Part Number	Wire CSA	Wire Spec	Wire Material description	Wire Color Description	Wire Length	End2 Terminal Part Number	End2 Pin Name	End2 Connector
1	-	-	-	-	-	-	-	-	-	-	-	-
5	-	-	MU67-GA	3510358 R1	0.53	20.0	Thin Wall XLPE Primary Cable	WHITE	2900.0	-	47	1700
6	-	-	-	-	-	-	-	-	-	-	-	-
8	-	-	MU67AA	3510322 R1	0.53	20.0	Thin Wall XLPE Primary Cable	PINK	2900.0	-	24	1700

Connector Name M02_8000
Part Number 1677851C1
Instances B6.7 - Headlight W/Plowlights, W/LOWW, W/O
Interrupt:Diagram1-Combination1
B6.7 - Headlight W/Plowlights, W/LOWW, W/O
Interrupt:Diagram1-Combination2
B6.7 - Headlight W/Plowlights, W/O LOWW, W/O
Interrupt:Diagram1-Combination1
B6.7 - Headlight W/Plowlights, W/O LOWW, W/O
Interrupt:Diagram1-Combination2
B6.7 - Headlights W 10PIN CLK W/LOWW W/O
Interrupt:Diagram1-Combination1
B6.7 - Headlights W 10PIN CLK W/LOWW W/O
Interrupt:Diagram1-Combination2
B6.7 - Headlights W 10PIN CLK W/LOWW W/
Interrupt:Diagram1-Combination1
B6.7 - Headlights W 10PIN CLK W/LOWW W/
Interrupt:Diagram1-Combination2
B6.7 - Headlights W/O Lights ON with wipers (LOWW) W/
Headlights Interrupt:Diagram1-Combination1
B6.7 - Headlights W/O Lights ON with wipers (LOWW) W/
Headlights Interrupt:Diagram1-Combination2
B6.7 - Headlights W/O Lights ON With Wipers (LOWW) W/O
Headlights Interrupt:Diagram1-Combination1
B6.7 - Headlights W/O Lights ON With Wipers (LOWW) W/O
Headlights Interrupt:Diagram1-Combination2
B6.7 - Headlights W/PlowLights, W/LOWW, W/
Interrupt:Diagram1-Combination1
B6.7 - Headlights W/PlowLights, W/LOWW, W/
Interrupt:Diagram1-Combination2
B6.7 - Headlights W/PlowLights, W/O LOWW, W/
Interrupt:Diagram1-Combination1
B6.7 - Headlights W/PlowLights, W/O LOWW, W/
Interrupt:Diagram1-Combination2
Mates LT-RS_HEADLIGHT_HAL-1016-1 0-03A



Name	Terminal Part Number	V-Min	Name	Wire Part Number	Wire CSA	Wire Spec	Wire Material description	Wire Color Description	Wire Length	End2 Terminal Part Number	End2 Pin Name	End2 Connector
A	-	-	MC52D	2643693 R1	1.91	14.0	Std. Wall XLPE Primary Cable	YELLOW 2	3750.0	-	3	1700
A	-	-	PP52D	2643693 R1	1.91	14.0	Std. Wall XLPE Primary Cable	YELLOW 2	3750.0	-	3	1700
A	-	-	MA52	2643693 R1	1.91	14.0	Std. Wall XLPE Primary Cable	YELLOW 2	2790.0	-	1	1700
B	-	-	MY11-GA	2643689 R1	1.91	14.0	Std. Wall XLPE Primary Cable	WHITE	3410.0	-	-	-
B	-	-	MY11-GB	2643689 R1	1.91	14.0	Std. Wall XLPE Primary Cable	WHITE	2450.0	-	B	M02_8001
C	-	-	MC53B	2643693 R1	1.91	14.0	Std. Wall XLPE Primary Cable	YELLOW 2	3750.0	-	4	1700
C	-	-	MW53B	2643693 R1	1.91	14.0	Std. Wall XLPE Primary Cable	YELLOW 2	3750.0	-	4	1700
C	-	-	MC53	2643693 R1	1.91	14.0	Std. Wall XLPE Primary Cable	YELLOW 2	2790.0	-	2	1700

Connector Name M02_8001
 Part Number 1677851C1
 Instances B6.7 - Headlight W/Plowlights, W/LOWW, W/O Interrupt:Diagram1-Combination1
 B6.7 - Headlight W/Plowlights, W/LOWW, W/O Interrupt:Diagram1-Combination2
 B6.7 - Headlight W/Plowlights, W/O LOWW, W/O Interrupt:Diagram1-Combination1
 B6.7 - Headlight W/Plowlights, W/O LOWW, W/O Interrupt:Diagram1-Combination2
 B6.7 - Headlights W 10PIN CLK W/LOWW W/O Interrupt:Diagram1-Combination2
 B6.7 - Headlights W 10PIN CLK W/LOWW W/ Interrupt:Diagram1-Combination1
 B6.7 - Headlights W 10PIN CLK W/LOWW W/ Interrupt:Diagram1-Combination2
 B6.7 - Headlights W/O Lights ON with wipers (LOWW) W/ Headlights Interrupt:Diagram1-Combination1
 B6.7 - Headlights W/O Lights ON with wipers (LOWW) W/ Headlights Interrupt:Diagram1-Combination2
 B6.7 - Headlights W/O Lights ON With Wipers (LOWW) W/O Headlights Interrupt:Diagram1-Combination1
 B6.7 - Headlights W/O Lights ON With Wipers (LOWW) W/O Headlights Interrupt:Diagram1-Combination2
 B6.7 - Headlights W/PlowLights, W/LOWW, W/ Interrupt:Diagram1-Combination1
 B6.7 - Headlights W/PlowLights, W/LOWW, W/ Interrupt:Diagram1-Combination2
 B6.7 - Headlights W/PlowLights, W/O LOWW, W/ Interrupt:Diagram1-Combination1
 B6.7 - Headlights W/PlowLights, W/O LOWW, W/ Interrupt:Diagram1-Combination2

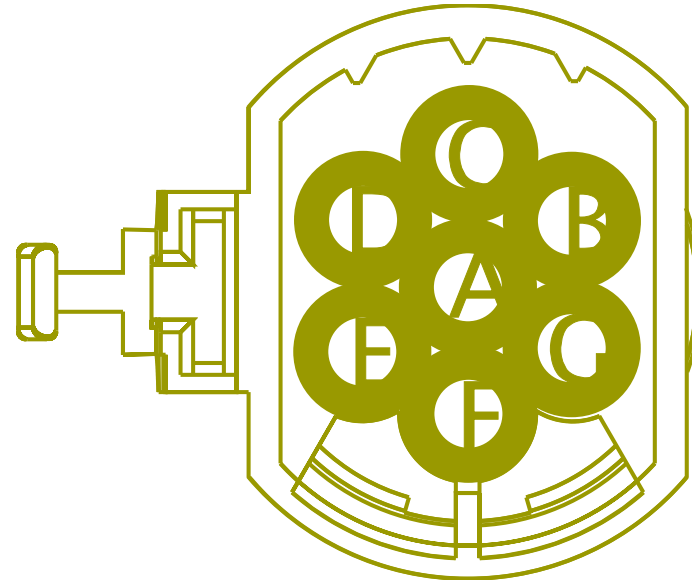


Mates LT-LS_HEADLIGHT_HAL-1016-1 0-03A

Name	Terminal Part Number	V-Min	Name	Wire Part Number	Wire CSA	Wire Spec	Wire Material description	Wire Color Description	Wire Length	End2 Terminal Part Number	End2 Pin Name	End2 Connect or
A	-	-	MC52	2643693 R1	1.91	14.0	Std. Wall XLPE Primary Cable	YELLOW 2	2790.0	-	1	1700

Name	Terminal Part Number	V-Min	Name	Wire Part Number	Wire CSA	Wire Spec	Wire Material description	Wire Color Description	Wire Length	End2 Terminal Part Number	End2 Pin Name	End2 Connect or
A	-	-	MA52	2643693 R1	1.91	14.0	Std. Wall XLPE Primary Cable	YELLOW 2	2790.0	-	1	1700
A	-	-	MA52	2643693 R1	1.91	14.0	Std. Wall XLPE Primary Cable	YELLOW 2	2790.0	-	-	-
B	-	-	MY11-GB	2643689 R1	1.91	14.0	Std. Wall XLPE Primary Cable	WHITE	2450.0	-	-	-
B	-	-	MY11-GB	2643689 R1	1.91	14.0	Std. Wall XLPE Primary Cable	WHITE	2450.0	-	B	M02_8000
C	-	-	MC53	2643693 R1	1.91	14.0	Std. Wall XLPE Primary Cable	YELLOW 2	2790.0	-	2	1700
C	-	-	MC53	2643693 R1	1.91	14.0	Std. Wall XLPE Primary Cable	YELLOW 2	2790.0	-	-	-

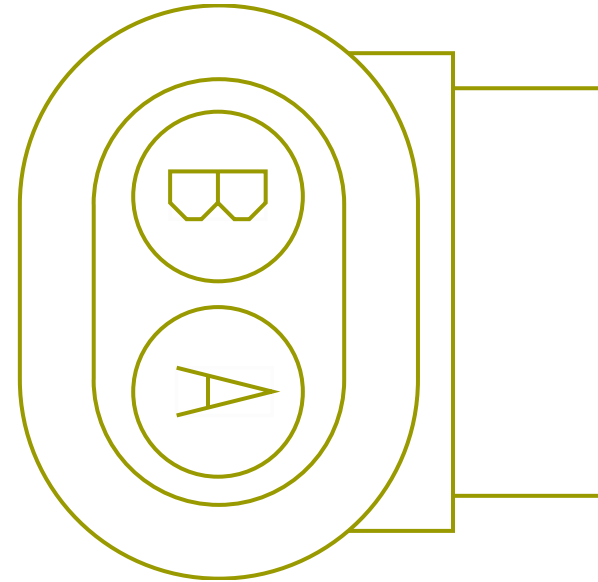
Connector Name M02_8102
 Part Number 2039311C91
 Instances B6.7 - Headlight W/Plowlights, W/LOWW, W/O Interrupt:Diagram1-Combination1
 B6.7 - Headlight W/Plowlights, W/LOWW, W/O Interrupt:Diagram1-Combination2
 B6.7 - Headlight W/Plowlights, W/O LOWW, W/O Interrupt:Diagram1-Combination1
 B6.7 - Headlight W/Plowlights, W/O LOWW, W/O Interrupt:Diagram1-Combination2
 B6.7 - Headlights W/PlowLights, W/LOWW, W/ Interrupt:Diagram1-Combination1
 B6.7 - Headlights W/PlowLights, W/LOWW, W/ Interrupt:Diagram1-Combination2
 B6.7 - Headlights W/PlowLights, W/O LOWW, W/ Interrupt:Diagram1-Combination1
 B6.7 - Headlights W/PlowLights, W/O LOWW, W/ Interrupt:Diagram1-Combination2



Mates VD-SNOW_PLOW_LT-1016-12-01A

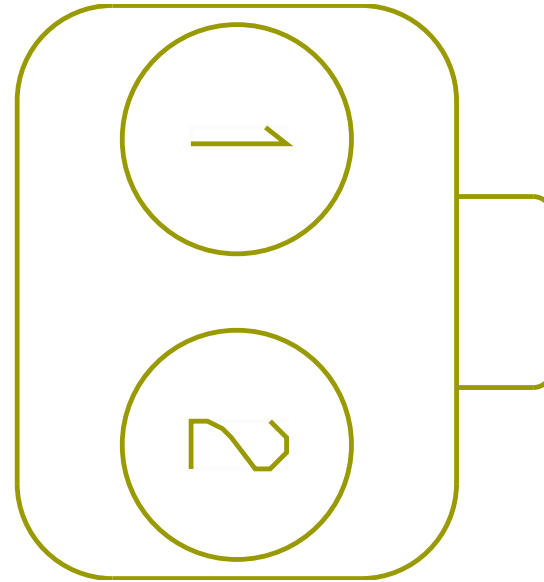
Name	Terminal Part Number	V-Min	Name	Wire Part Number	Wire CSA	Wire Spec	Wire Material description	Wire Color Description	Wire Length	End2 Terminal Part Number	End2 Pin Name	End2 Connector
A	-	-	MC64HI	2643693 R1	1.91	14.0	Std. Wall XLPE Primary Cable	YELLOW 2	1690.0	-	X	-
B	-	-	MC11-GE	2643689 R1	1.91	14.0	Std. Wall XLPE Primary Cable	WHITE	1990.0	-	-	-
C	-	-	MC64LO	2643693 R1	1.91	14.0	Std. Wall XLPE Primary Cable	YELLOW 2	1790.0	-	X	-

Connector Name M02_8301
 Part Number 1661778C1
 Instances B6.7 - City Horn (W/ 4PIN CLK & P. Brake):Diagram1-Combination1
 B6.7 - City Horn (W/ 4PIN CLK & P. Brake):Diagram1-Combination2
 B6.7 - City Horn (W/ 4PIN CLK):Diagram1-Combination1
 B6.7 - City Horn (W/ 4PIN CLK):Diagram1-Combination2
 B6.7 - City Horn (W/ 10PIN CLK & P. Brake):Diagram1
 B6.7 - City Horn (W/ 10PIN CLK):Diagram1
 Mates HORN-CITYHORN-1005-01-01A



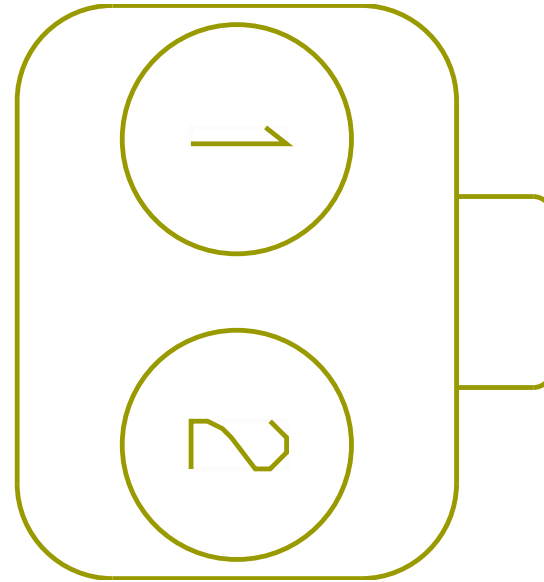
Name	Terminal Part Number	V-Min	Name	Wire Part Number	Wire CSA	Wire Spec	Wire Material description	Wire Color Description	Wire Length	End2 Terminal Part Number	End2 Pin Name	End2 Connector
A	-	-	MR85E	2643680 R1	1.16	16.0	Std. Wall XLPE Primary Cable	GREY	1830.0	-	21	1700
B	-	-	MY85-GA	2643681 R1	1.16	16.0	Std. Wall XLPE Primary Cable	WHITE	1490.0	-	-	-

Connector Name M02_8502
 Part Number 3539777C1
 Instances B6.7 - Antilock Brake System (ABS)-BENDIX 4 Channel
 Implementation:Diagram1
 Mates SNSR-WS-3003-01-03D_



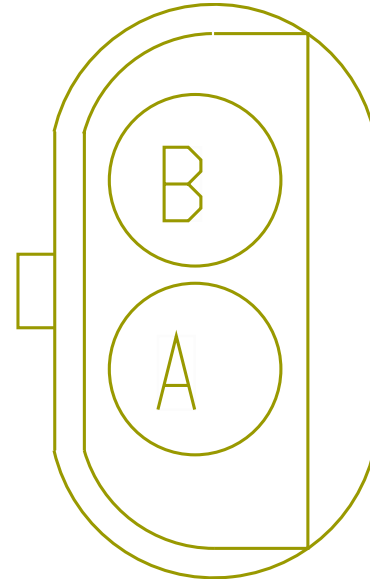
Name	Terminal Part Number	V-Min	Name	Wire Part Number	Wire CSA	Wire Spec	Wire Material description	Wire Color Description	Wire Length	End2 Terminal Part Number	End2 Pin Name	End2 Connector
1	-	-	ME94C	2643673 R1	0.79	18.0	Std. Wall XLPE Primary Cable	GREY	1215.0	-	30	1700
2	-	-	ME94D	2643673 R1	0.79	18.0	Std. Wall XLPE Primary Cable	GREY	1215.0	-	31	1700

Connector Name M02_8503A
 Part Number 3539777C1
 Instances B6.7 - Antilock Brake System (ABS)-BENDIX 4 Channel
 Implementation:Diagram1
 Mates SNSR-WS-3003-01-03C_



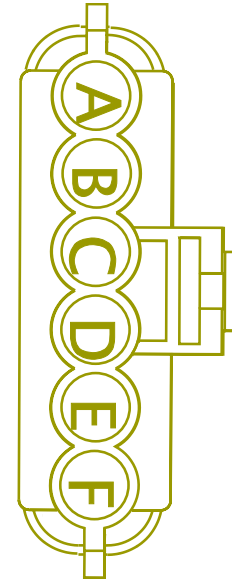
Name	Terminal Part Number	V-Min	Name	Wire Part Number	Wire CSA	Wire Spec	Wire Material description	Wire Color Description	Wire Length	End2 Terminal Part Number	End2 Pin Name	End2 Connector
1	-	-	ME94E	2643673 R1	0.79	18.0	Std. Wall XLPE Primary Cable	GREY	4205.0	-	32	1700
2	-	-	ME94F	2643673 R1	0.79	18.0	Std. Wall XLPE Primary Cable	GREY	4205.0	-	33	1700

Connector Name M02_8700
 Part Number 587567C91
 Instances B6.7/L9 - Heated Mirrors (Hood with Door Pods):Diagram1
 B6.7/L9 - Mirrors (Heat) [Switch Pack Actuated includes Hood
 Mirrors]:Diagram1
 Mates MODU-DS-HOOD-MIRROR-1017-0 6-01A



Name	Terminal Part Number	V-Min	Name	Wire Part Number	Wire CSA	Wire Spec	Wire Material description	Wire Color Description	Wire Length	End2 Terminal Part Number	End2 Pin Name	End2 Connector
A	-	-	MT78AC	2643678 R1	1.16	16.0	Std. Wall XLPE Primary Cable	LIGHT GREEN	3240.0	-	64	1700
B	-	-	MT78-GA	2643681 R1	1.16	16.0	Std. Wall XLPE Primary Cable	WHITE	1610.0	-	-	-

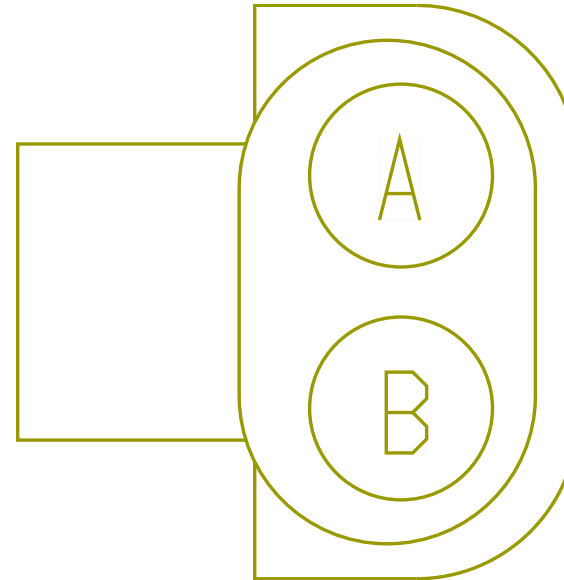
Connector Name M02_8800
 Part Number 3551896C1
 Instances B6.7 - Forward Chassis Ground Splice Pack 8800:Diagram1
 Mates SP-0003-00-10-M0A



Name	Terminal Part Number	V-Min	Name	Wire Part Number	Wire CSA	Wire Spec	Wire Material description	Wire Color Description	Wire Length	End2 Terminal Part Number	End2 Pin Name	End2 Connector
A	-	-	MY11-GD	2643787 R1	3.01	12.0	Std. Wall XLPE Primary Cable	WHITE	225.0	-	X	-
B	-	-	TE64-GA	3510360 R1	1.16	16.0	Thin Wall XLPE Primary Cable	WHITE	2085.0	-	-	-
B	-	-	MD64-GA	2643681 R1	1.16	16.0	Std. Wall XLPE Primary Cable	WHITE	2035.0	-	-	-
B	-	-	MG64-GA	-	0.0	16.0	-	WHITE	0.0	-	-	-
C	-	-	TC64-GB	3510360 R1	1.16	16.0	Thin Wall XLPE Primary Cable	WHITE	2825.0	-	-	-

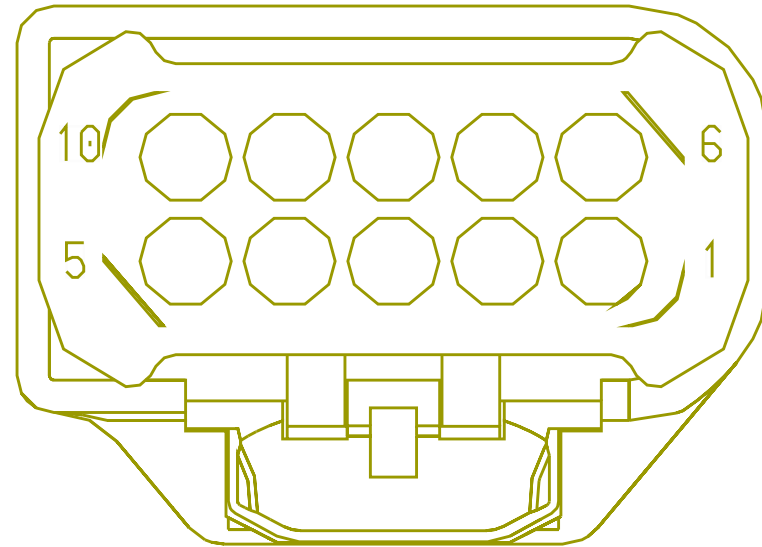
Name	Terminal Part Number	V-Min	Name	Wire Part Number	Wire CSA	Wire Spec	Wire Material description	Wire Color Description	Wire Length	End2 Terminal Part Number	End2 Pin Name	End2 Connector
C	-	-	RD64-GB	2643681 R1	1.16	16.0	Std. Wall XLPE Primary Cable	WHITE	2775.0	-	-	-
C	-	-	MG64-GB	-	0.0	16.0	-	WHITE	0.0	-	-	-
C	-	-	MD64-GB	3510360 R1	1.16	16.0	Thin Wall XLPE Primary Cable	WHITE	2020.0	-	-	-
D	-	-	MC11-GE	2643689 R1	1.91	14.0	Std. Wall XLPE Primary Cable	WHITE	1990.0	-	-	-
D	-	-	NE39-GB	-	0.0	16.0	-	WHITE	0.0	-	-	-
E	-	-	MS78-GB	2643681 R1	1.16	16.0	Std. Wall XLPE Primary Cable	WHITE	4270.0	-	-	-
E	-	-	MT78-GA	2643681 R1	1.16	16.0	Std. Wall XLPE Primary Cable	WHITE	1610.0	-	-	-
F	-	-	MT78-GB	2643681 R1	1.16	16.0	Std. Wall XLPE Primary Cable	WHITE	3005.0	-	X	-
F	-	-	NT78-GB	-	0.0	16.0	-	WHITE	0.0	-	-	-

Connector Name M02_8805
 Part Number 587568C91
 Instances B6.7 - Crank Inhibit (W/ Hood Switch):Diagram1
 B6.7/L9 - Hood Switch:Diagram1
 Mates DEV-HOOD_SWITCH-01



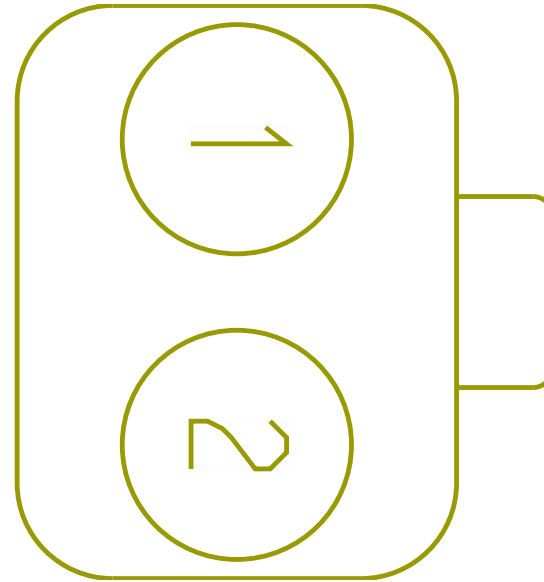
Name	Terminal Part Number	V-Min	Name	Wire Part Number	Wire CSA	Wire Spec	Wire Material description	Wire Color Description	Wire Length	End2 Terminal Part Number	End2 Pin Name	End2 Connector
A	-	-	NR104CC	2643720 R1	0.79	18.0	Std. Wall XLPE Primary Cable	DARK BLUE	0.0	-	43	1700
B	-	-	NR104CB	2643720 R1	0.79	18.0	Std. Wall XLPE Primary Cable	DARK BLUE	0.0	-	44	1700

Connector Name M02_8903
 Part Number 6111813C1
 Instances B6.7 - Adaptive Cruise Control w/o Display (Bendix):Diagram1
 B6.7 - Lane Departure Warning - (Bendix Fusion N/ Safety Direct):Diagram1-Combination1
 B6.7 - Lane Departure Warning - (Bendix Fusion N/ Safety Direct):Diagram1-Combination2
 Mates SNSR-BENDIX_RADR-3000-03-0 1A



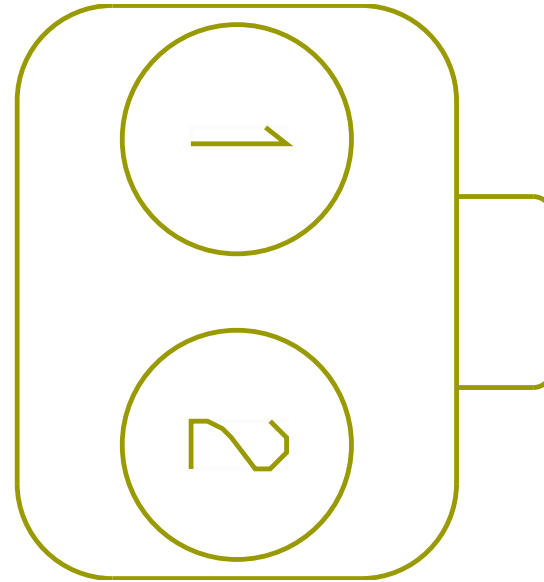
Name	Terminal Part Number	V-Min	Name	Wire Part Number	Wire CSA	Wire Spec	Wire Material description	Wire Color Description	Wire Length	End2 Terminal Part Number	End2 Pin Name	End2 Connector
1	-	-	-	-	-	-	-	-	-	-	-	-
5	-	-	MU67-GA	3510358 R1	0.53	20.0	Thin Wall XLPE Primary Cable	WHITE	2900.0	-	47	1700
6	-	-	-	-	-	-	-	-	-	-	-	-
8	-	-	MU67AA	3510322 R1	0.53	20.0	Thin Wall XLPE Primary Cable	PINK	2900.0	-	24	1700

Connector Name M02_9501
 Part Number 3539777C1
 Instances B6.7 - Antilock Brake System (ABS)-BENDIX 4 Channel
 Implementation:Diagram1
 L9 - Antilock Brake System (ABS) - BENDIX 4 Channel
 Implementation:Diagram1
 Mates SNSR-WS-3003-01-03B



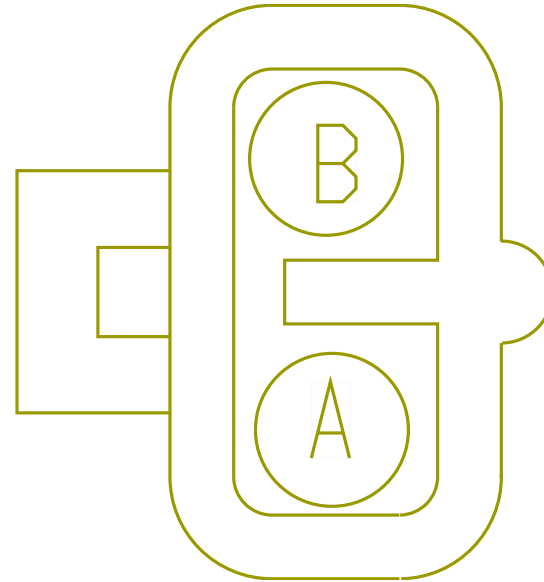
Name	Terminal Part Number	V-Min	Name	Wire Part Number	Wire CSA	Wire Spec	Wire Material description	Wire Color Description	Wire Length	End2 Terminal Part Number	End2 Pin Name	End2 Connector
1	-	-	RC94A	2643680 R1	1.16	16.0	Std. Wall XLPE Primary Cable	GREY	965.0	-	13	9800
2	-	-	RC94B	2643682 R1	1.16	16.0	Std. Wall XLPE Primary Cable	ORANGE	965.0	-	14	9800

Connector Name M02_9503
 Part Number 3539777C1
 Instances B6.7 - Antilock Brake System (ABS)-BENDIX 4 Channel
 Implementation:Diagram1
 L9 - Antilock Brake System (ABS) - BENDIX 4 Channel
 Implementation:Diagram1
 Mates SNSR-WS-3003-01-03A



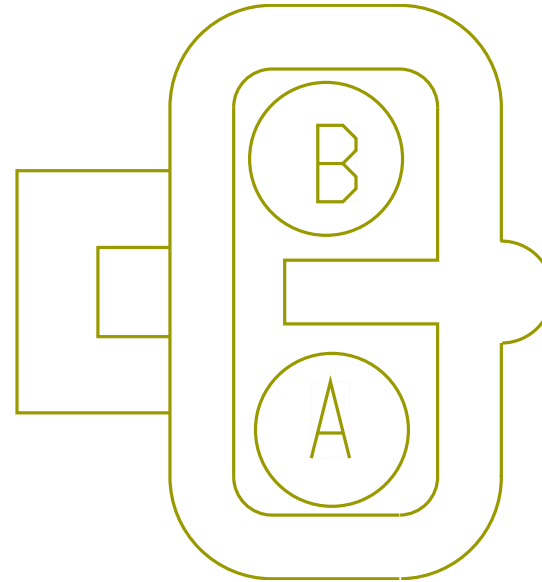
Name	Terminal Part Number	V-Min	Name	Wire Part Number	Wire CSA	Wire Spec	Wire Material description	Wire Color Description	Wire Length	End2 Terminal Part Number	End2 Pin Name	End2 Connector
1	-	-	RC94C	2643721 R1	1.16	16.0	Std. Wall XLPE Primary Cable	DARK BLUE	1500.0	-	15	9800
2	-	-	RC94D	2643684 R1	1.16	16.0	Std. Wall XLPE Primary Cable	YELLOW 2	1500.0	-	16	9800

Connector Name M02_9900E
 Part Number 1673790C1
 Instances B6.7 - RIGHTSIDE AIR DRYER:Diagram1-Combination1
 Mates HTR-AIR_DRYER-3002-02-01A



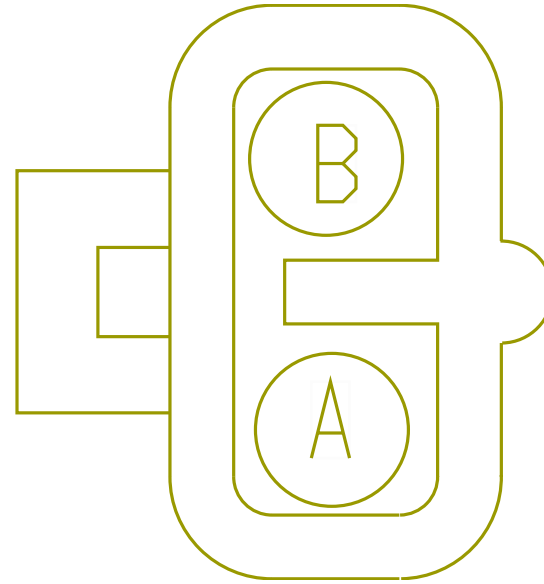
Name	Terminal Part Number	V-Min	Name	Wire Part Number	Wire CSA	Wire Spec	Wire Material description	Wire Color Description	Wire Length	End2 Terminal Part Number	End2 Pin Name	End2 Connector
A	-	-	PD39B	2643680 R1	1.16	16.0	Std. Wall XLPE Primary Cable	GREY	3880.0	-	1	9300
B	-	-	PD39-GB	2643681 R1	1.16	16.0	Std. Wall XLPE Primary Cable	WHITE	3880.0	-	2	9300

Connector Name M02_9900F
 Part Number 1673790C1
 Instances B6.7 - RIGHTSIDE AIR DRYER:Diagram1-Combination2



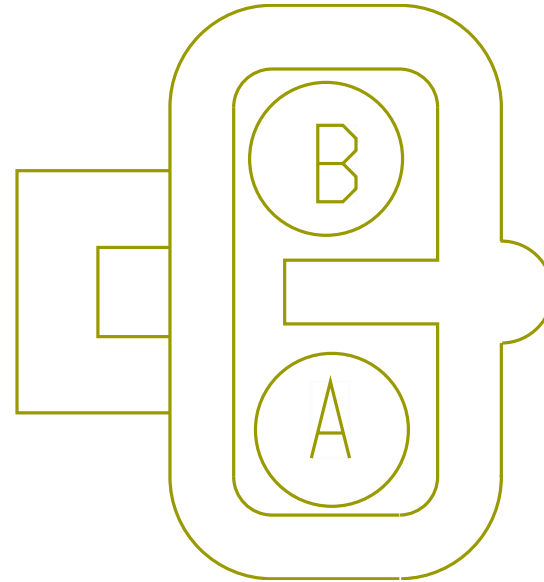
Name	Terminal Part Number	V-Min	Name	Wire Part Number	Wire CSA	Wire Spec	Wire Material description	Wire Color Description	Wire Length	End2 Terminal Part Number	End2 Pin Name	End2 Connector
A	-	-	PR39B	2643680 R1	1.16	16.0	Std. Wall XLPE Primary Cable	GREY	3525.0	-	1	9300
B	-	-	PR39-GB	2643681 R1	1.16	16.0	Std. Wall XLPE Primary Cable	WHITE	3525.0	-	2	9300

Connector Name M02_9900G
 Part Number 1673790C1
 Instances B6.7 - RIGHTSIDE AIR DRYER:Diagram1-Combination3




Name	Terminal Part Number	V-Min	Name	Wire Part Number	Wire CSA	Wire Spec	Wire Material description	Wire Color Description	Wire Length	End2 Terminal Part Number	End2 Pin Name	End2 Connector
A	-	-	PW39B	2643680 R1	1.16	16.0	Std. Wall XLPE Primary Cable	GREY	3800.0	-	1	9300
B	-	-	PW39-GB	2643681 R1	1.16	16.0	Std. Wall XLPE Primary Cable	WHITE	3800.0	-	2	9300

Connector Name M02_9900J
 Part Number 1673790C1
 Instances B6.7 - RIGHTSIDE AIR DRYER:Diagram1-Combination5



Name	Terminal Part Number	V-Min	Name	Wire Part Number	Wire CSA	Wire Spec	Wire Material description	Wire Color Description	Wire Length	End2 Terminal Part Number	End2 Pin Name	End2 Connector
A	-	-	PU39B	2643680 R1	1.16	16.0	Std. Wall XLPE Primary Cable	GREY	3900.0	-	1	9300
B	-	-	PU39-GB	2643681 R1	1.16	16.0	Std. Wall XLPE Primary Cable	WHITE	3900.0	-	2	9300

Connector Name M04_4004
 Part Number 3525613C1
 Instances L9 - Auxilary Power Fuse:Diagram1
 Mates CP-PTO_MAXI_FUSE

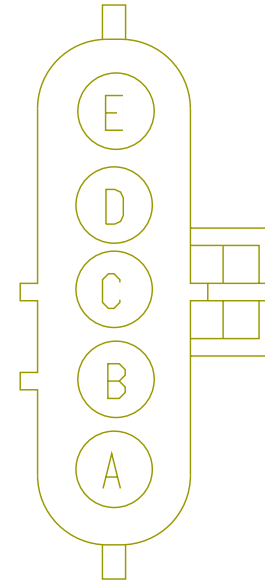


Name	Terminal Part Number	V-Min	Name	Wire Part Number	Wire CSA	Wire Spec	Wire Material description	Wire Color Description	Wire Length	End2 Terminal Part Number	End2 Pin Name	End2 Connector
1	-	-	MG14L	2643698 R1	4.81	10.0	Std. Wall XLPE Primary Cable	RED	350.0	-	-	-
2	-	-	MG103C	3510302 R1	3.01	12.0	Thin Wall XLPE Primary Cable	LIGHT GREEN	470.0	-	-	-
2	-	-	SG103C	-	0.0	12.0	-	LIGHT GREEN	0.0	-	-	-

Connector Name M04_4069
 Part Number BLUNT_SL_VC
 Instances B6.7/L9 - Auxiliary Power (40A) HSD:Diagram1
 Mates BLUNT_AUX_PWR_BDY_BLDR_205 5-04-01A

Name	Terminal Part Number	V-Min	Name	Wire Part Number	Wire CSA	Wire Spec	Wire Material description	Wire Color Description	Wire Length	End2 Terminal Part Number	End2 Pin Name	End2 Connector
A	-	-	MG103D	2643753 R1	3.01	12.0	Std. Wall XLPE Primary Cable	LIGHT GREEN	590.0	-	13	1700

Connector Name M04_8000
 Part Number 1677851C1
 Instances L9 - Directional Signal (Turn) W/ DAISY CHAIN BOX LAMPS:Diagram1
 L9 - Directional Signal (Turn) W/ Daisy Chain Box Lamps W/ Plow Lights:Diagram1
 L9 - Directional Signal (Turn) W/ LED BOX LAMPS:Diagram1
 L9 - Directional Signal (Turn) W/ LED BOX LAMPS W/Plow Lights:Diagram1
 L9 - Directional Signal (Turn) W/ Single Tail Board W/Hazard SW:Diagram1
 L9 - Directional Signal (Turn) W/ Single Tail Board W/Plow Lights:Diagram1
 L9 - Front Marker Lights N/ PLow Lights:Diagram1
 L9 - Front Marker Lights W/ Plow Lights:Diagram1
 L9 - Headlight W/Plowlights W/LOWW W/O Headlight Interrupt -10 PIN CLK:Diagram1-Combination1
 L9 - Headlight W/Plowlights W/LOWW W/O Headlight Interrupt -10 PIN CLK:Diagram1-Combination2
 L9 - Headlights W 10PIN CLK W/LOWW W/Interrupt:Diagram1-Combination1
 L9 - Headlights W 10PIN CLK W/LOWW W/Interrupt:Diagram1-Combination2
 L9 - Headlights W 10PIN CLK W/LOWW W/O Interrupt:Diagram1-Combination1
 L9 - Headlights W 10PIN CLK W/LOWW W/O Interrupt:Diagram1-Combination2
 L9 - Headlights W/O Lights ON With Wipers (LOWW) W/O Headlights Interrupt:Diagram1-Combination1
 L9 - Headlights W/O Lights ON With Wipers (LOWW) W/O Headlights Interrupt:Diagram1-Combination2
 L9 - Headlights W/O Lights ON with wipers (LOWW) W/ Headlights Interrupt:Diagram1-Combination1
 L9 - Headlights W/O Lights ON with wipers (LOWW) W/ Headlights Interrupt:Diagram1-Combination2
 L9 - Headlights W/PlowLights W/Headlight Interrupt -10PIN CLK W/LOWW W/Interrupt:Diagram1-Combination1
 L9 - Headlights W/PlowLights W/Headlight Interrupt -10PIN CLK W/LOWW W/Interrupt:Diagram1-Combination2
 L9 - Headlights W/PlowLights W/O Lights ON with wipers (LOWW) W/ Headlights Interrupt:Diagram1-Combination1
 L9 - Headlights W/PlowLights W/O Lights ON with wipers (LOWW) W/ Headlights Interrupt:Diagram1-Combination2



L9 - Headlights W/Plowlights W/O Lights ON With Wipers
 (LOWW) W/O Headlights Interrupt:Diagram1-Combination1
 L9 - Headlights W/Plowlights W/O Lights ON With Wipers
 (LOWW) W/O Headlights Interrupt:Diagram1-Combination2

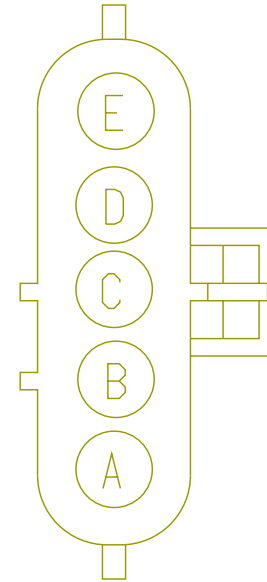
Mates

LT-RS_HEADLIGHT_HAL-1016-1 0-03A

Name	Terminal Part Number	V-Min	Name	Wire Part Number	Wire CSA	Wire Spec	Wire Material description	Wire Color Description	Wire Length	End2 Terminal Part Number	End2 Pin Name	End2 Connect or
A	-	-	MC52D	2643693 R1	1.91	14.0	Std. Wall XLPE Primary Cable	YELLOW 2	3750.0	-	3	1700
A	-	-	MW52D	2643693 R1	1.91	14.0	Std. Wall XLPE Primary Cable	YELLOW 2	3750.0	-	3	1700
B	-	-	MY11-GA	2643689 R1	1.91	14.0	Std. Wall XLPE Primary Cable	WHITE	3410.0	-	-	-
C	-	-	MC53B	2643693 R1	1.91	14.0	Std. Wall XLPE Primary Cable	YELLOW 2	3750.0	-	4	1700
C	-	-	MW53B	2643693 R1	1.91	14.0	Std. Wall XLPE Primary Cable	YELLOW 2	3750.0	-	4	1700
C	-	-	MB53B	2643693 R1	1.91	14.0	Std. Wall XLPE Primary Cable	YELLOW 2	4095.0	-	4	1700
D	-	-	MA57B	3510318 R1	1.16	16.0	Thin Wall XLPE Primary Cable	ORANGE	4095.0	-	15	1700

Name	Terminal Part Number	V-Min	Name	Wire Part Number	Wire CSA	Wire Spec	Wire Material description	Wire Color Description	Wire Length	End2 Terminal Part Number	End2 Pin Name	End2 Connect or
D	-	-	MW57C	2643682 R1	1.16	16.0	Std. Wall XLPE Primary Cable	ORANGE	2195.0	-	X	-
D	-	-	MC57C	2643682 R1	1.16	16.0	Std. Wall XLPE Primary Cable	ORANGE	2195.0	-	X	-
E	-	-	MA54D	2643688 R1	1.91	14.0	Std. Wall XLPE Primary Cable	BROWN	2170.0	-	X	-
E	-	-	MW54D	2643688 R1	1.91	14.0	Std. Wall XLPE Primary Cable	BROWN	2045.0	-	X	-

Connector Name M04_8001
Part Number 1677851C1
Instances L9 - Directional Signal (Turn) W/ DAISY CHAIN BOX LAMPS:Diagram1
L9 - Directional Signal (Turn) W/ Daisy Chain Box Lamps W/ Plow Lights:Diagram1
L9 - Directional Signal (Turn) W/ LED BOX LAMPS:Diagram1
L9 - Directional Signal (Turn) W/ Single Tail Board W/Hazard SW:Diagram1
L9 - Directional Signal (Turn) W/ Single Tail Board W/Plow Lights:Diagram1
L9 - Front Marker Lights N/ PLow Lights:Diagram1
L9 - Front Marker Lights W/ Plow Lights:Diagram1
L9 - Headlight W/Plowlights W/LOWW W/O Headlight Interrupt -10 PIN CLK:Diagram1-Combination1
L9 - Headlight W/Plowlights W/LOWW W/O Headlight Interrupt -10 PIN CLK:Diagram1-Combination2
L9 - Headlights W 10PIN CLK W/LOWW W/Interrupt:Diagram1-Combination1
L9 - Headlights W 10PIN CLK W/LOWW W/Interrupt:Diagram1-Combination2
L9 - Headlights W 10PIN CLK W/LOWW W/O Interrupt:Diagram1-Combination1
L9 - Headlights W 10PIN CLK W/LOWW W/O Interrupt:Diagram1-Combination2
L9 - Headlights W/O Lights ON With Wipers (LOWW) W/O Headlights Interrupt:Diagram1-Combination1
L9 - Headlights W/O Lights ON With Wipers (LOWW) W/O Headlights Interrupt:Diagram1-Combination2
L9 - Headlights W/O Lights ON with wipers (LOWW) W/ Headlights Interrupt:Diagram1-Combination1
L9 - Headlights W/O Lights ON with wipers (LOWW) W/ Headlights Interrupt:Diagram1-Combination2
L9 - Headlights W/PlowLights W/Headlight Interrupt -10PIN CLK W/LOWW W/Interrupt:Diagram1-Combination1
L9 - Headlights W/PlowLights W/Headlight Interrupt -10PIN CLK W/LOWW W/Interrupt:Diagram1-Combination2
L9 - Headlights W/PlowLights W/O Lights ON with wipers (LOWW) W/ Headlights Interrupt:Diagram1-Combination1
L9 - Headlights W/PlowLights W/O Lights ON with wipers (LOWW) W/ Headlights Interrupt:Diagram1-Combination2
L9 - Headlights W/Plowlights W/O Lights ON With Wipers (LOWW) W/O Headlights Interrupt:Diagram1-Combination1



L9 - Headlights W/Plowlights W/O Lights ON With Wipers
 (LOWW) W/O Headlights Interrupt:Diagram1-Combination2

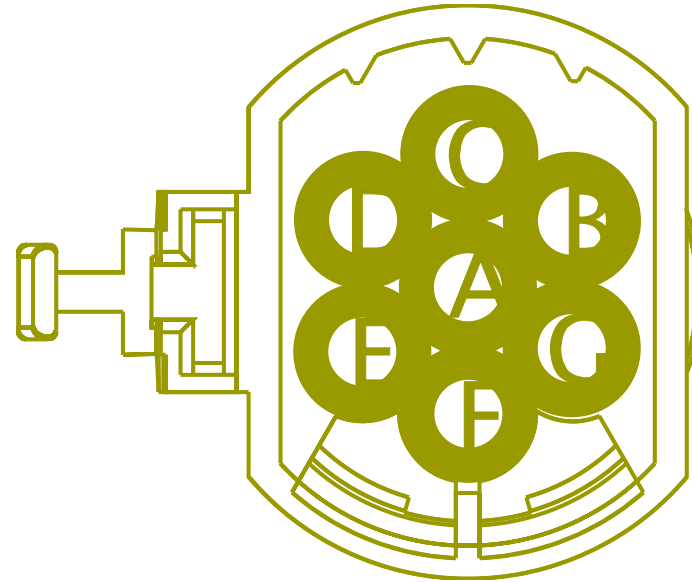
Mates

LT-LS_HEADLIGHT_HAL-1016-1 0-03A

Name	Terminal Part Number	V-Min	Name	Wire Part Number	Wire CSA	Wire Spec	Wire Material description	Wire Color Description	Wire Length	End2 Terminal Part Number	End2 Pin Name	End2 Connector
A	-	-	MC52	2643693 R1	1.91	14.0	Std. Wall XLPE Primary Cable	YELLOW 2	2790.0	-	1	1700
A	-	-	MA52	2643693 R1	1.91	14.0	Std. Wall XLPE Primary Cable	YELLOW 2	2790.0	-	1	1700
B	-	-	MY11-GB	2643689 R1	1.91	14.0	Std. Wall XLPE Primary Cable	WHITE	2450.0	-	-	-
C	-	-	MC53	2643693 R1	1.91	14.0	Std. Wall XLPE Primary Cable	YELLOW 2	2790.0	-	2	1700
D	-	-	MA56B	3510318 R1	1.16	16.0	Thin Wall XLPE Primary Cable	ORANGE	2790.0	-	14	1700
D	-	-	MC56C	2643682 R1	1.16	16.0	Std. Wall XLPE Primary Cable	ORANGE	1585.0	-	X	-
D	-	-	MW56C	2643682 R1	1.16	16.0	Std. Wall XLPE Primary Cable	ORANGE	985.0	-	X	-
E	-	-	MA54C	2643688 R1	1.91	14.0	Std. Wall XLPE Primary Cable	BROWN	975.0	-	X	-

Name	Terminal Part Number	V-Min	Name	Wire Part Number	Wire CSA	Wire Spec	Wire Material description	Wire Color Description	Wire Length	End2 Terminal Part Number	End2 Pin Name	End2 Connector
E	-	-	MW54C	2643688 R1	1.91	14.0	Std. Wall XLPE Primary Cable	BROWN	1085.0	-	X	-

Connector Name M04_8102
 Part Number 2039311C91
 Instances L9 - Directional Signal (Turn) W/ Daisy Chain Box Lamps W/
 Plow Lights:Diagram1
 L9 - Directional Signal (Turn) W/ LED BOX LAMPS W/Plow
 Lights:Diagram1
 L9 - Directional Signal (Turn) W/ Single Tail Board W/Plow
 Lights:Diagram1
 L9 - Front Marker Lights W/ Plow Lights:Diagram1
 L9 - Headlight W/Plowlights W/LOWW W/O Headlight Interrupt
 -10 PIN CLK:Diagram1-Combination1
 L9 - Headlight W/Plowlights W/LOWW W/O Headlight Interrupt
 -10 PIN CLK:Diagram1-Combination2
 L9 - Headlights W/PlowLights W/Headlight Interrupt -10PIN CLK
 W/LOWW W/Interrupt:Diagram1-Combination1
 L9 - Headlights W/PlowLights W/Headlight Interrupt -10PIN CLK
 W/LOWW W/Interrupt:Diagram1-Combination2
 L9 - Headlights W/PlowLights W/O Lights ON with wipers
 (LOWW) W/ Headlights Interrupt:Diagram1-Combination1
 L9 - Headlights W/PlowLights W/O Lights ON with wipers
 (LOWW) W/ Headlights Interrupt:Diagram1-Combination2
 L9 - Headlights W/Plowlights W/O Lights ON With Wipers
 (LOWW) W/O Headlights Interrupt:Diagram1-Combination1
 L9 - Headlights W/Plowlights W/O Lights ON With Wipers
 (LOWW) W/O Headlights Interrupt:Diagram1-Combination2

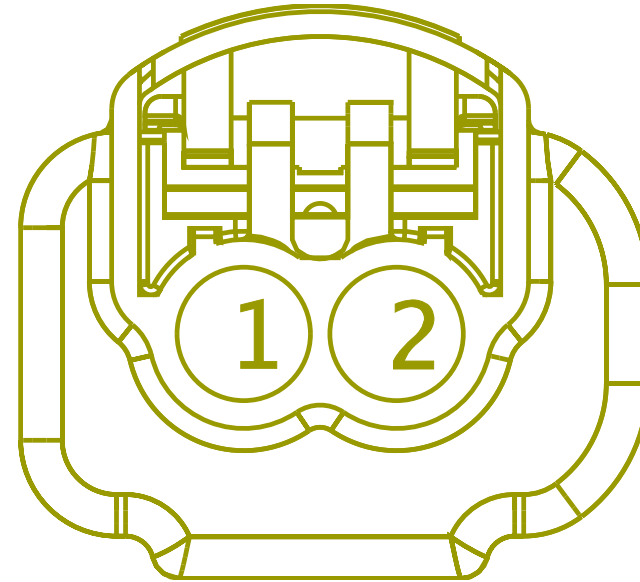


Mates VD-SNOW_PLOW_LT-1016-12-01A

Name	Terminal Part Number	V-Min	Name	Wire Part Number	Wire CSA	Wire Spec	Wire Material description	Wire Color Description	Wire Length	End2 Terminal Part Number	End2 Pin Name	End2 Connector
A	-	-	MC64HI	2643693 R1	1.91	14.0	Std. Wall XLPE Primary Cable	YELLOW 2	1690.0	-	X	-
B	-	-	MC11-GE	2643689 R1	1.91	14.0	Std. Wall XLPE Primary Cable	WHITE	1990.0	-	-	-

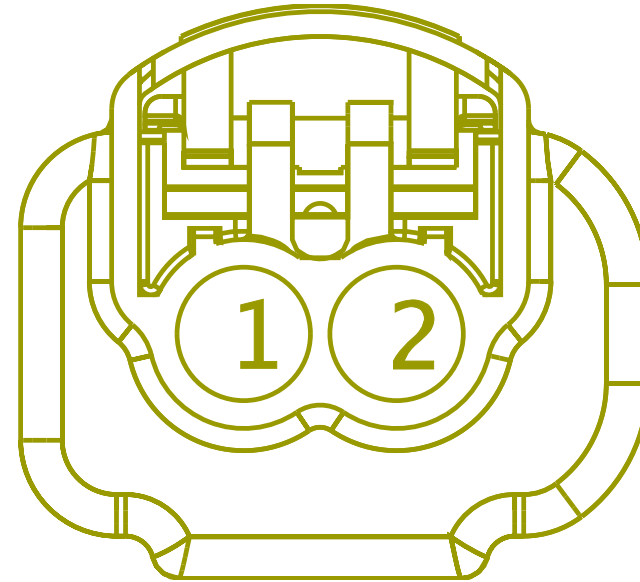
Name	Terminal Part Number	V-Min	Name	Wire Part Number	Wire CSA	Wire Spec	Wire Material description	Wire Color Description	Wire Length	End2 Terminal Part Number	End2 Pin Name	End2 Connect or
C	-	-	MC64LO	2643693 R1	1.91	14.0	Std. Wall XLPE Primary Cable	YELLOW 2	1790.0	-	X	-
D	-	-	MC56D	2643684 R1	1.16	16.0	Std. Wall XLPE Primary Cable	YELLOW 2	1150.0	-	X	-
D	-	-	MW56D	2643682 R1	1.16	16.0	Std. Wall XLPE Primary Cable	ORANGE	630.0	-	X	-
E	-	-	MW54F	2643688 R1	1.91	14.0	Std. Wall XLPE Primary Cable	BROWN	650.0	-	X	-
F	-	-	MC57D	2643678 R1	1.16	16.0	Std. Wall XLPE Primary Cable	LIGHT GREEN	800.0	-	X	-
F	-	-	MW57D	2643682 R1	1.16	16.0	Std. Wall XLPE Primary Cable	ORANGE	765.0	-	X	-

Connector Name M04_8200A
 Part Number 6131286C1
 Instances L9 - Fog Lights (Halogen White TOP MTG):Diagram1
 Mates LT-RS_FOG_FRT-1012-03-02A



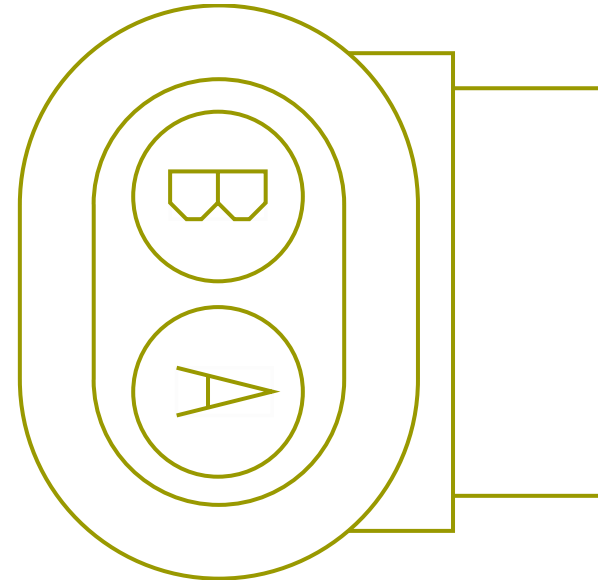
Name	Terminal Part Number	V-Min	Name	Wire Part Number	Wire CSA	Wire Spec	Wire Material description	Wire Color Description	Wire Length	End2 Terminal Part Number	End2 Pin Name	End2 Connector
1	-	-	SM64B	3510336 R1	1.16	16.0	Thin Wall XLPE Primary Cable	YELLOW 2	3290.0	-	23	1700
2	-	-	SM64-GB	3510360 R1	1.16	16.0	Thin Wall XLPE Primary Cable	WHITE	2070.0	-	-	-

Connector Name M04_8201A
 Part Number 6131286C1
 Instances L9 - Fog Lights (Halogen White TOP MTG):Diagram1
 Mates LT-LS_FOG_FRT-1012-03-02A



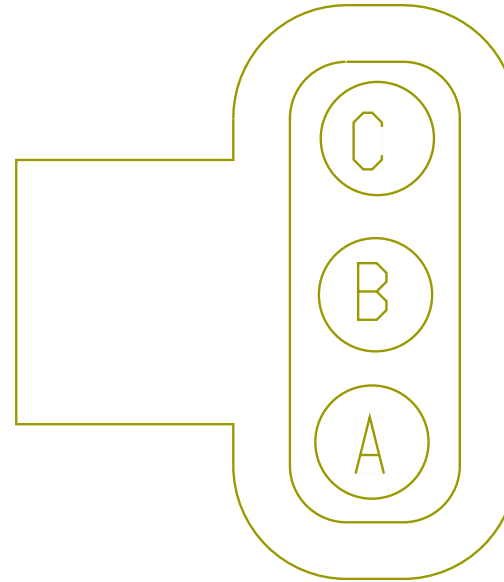
Name	Terminal Part Number	V-Min	Name	Wire Part Number	Wire CSA	Wire Spec	Wire Material description	Wire Color Description	Wire Length	End2 Terminal Part Number	End2 Pin Name	End2 Connector
1	-	-	SM64A	3510336 R1	1.16	16.0	Thin Wall XLPE Primary Cable	YELLOW 2	2550.0	-	22	1700
2	-	-	SM64-GA	3510360 R1	1.16	16.0	Thin Wall XLPE Primary Cable	WHITE	1330.0	-	-	-

Connector Name M04_8301
 Part Number 1661778C1
 Instances L9 - City Horn (W/ 4PIN CLK & P. Brake):Diagram1-Combination1
 L9 - City Horn (W/ 4PIN CLK & P. Brake):Diagram1-Combination2
 L9 - City Horn (W/ 4PIN CLK):Diagram1-Combination1
 L9 - City Horn (W/ 4PIN CLK):Diagram1-Combination2
 L9 - City Horn (W/ 10PIN CLK & P. Brake):Diagram1
 L9 - City Horn (W/ 10PIN CLK):Diagram1
 Mates HORN-CITYHORN-1005-01-01A



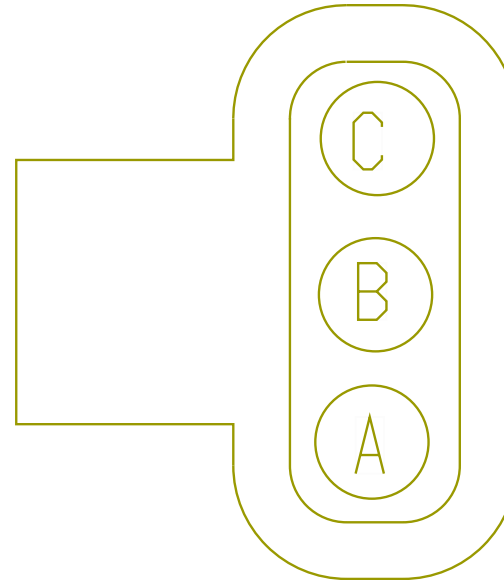
Name	Terminal Part Number	V-Min	Name	Wire Part Number	Wire CSA	Wire Spec	Wire Material description	Wire Color Description	Wire Length	End2 Terminal Part Number	End2 Pin Name	End2 Connector
A	-	-	MR85E	2643680 R1	1.16	16.0	Std. Wall XLPE Primary Cable	GREY	1830.0	-	21	1700
B	-	-	MY85-GA	2643681 R1	1.16	16.0	Std. Wall XLPE Primary Cable	WHITE	1490.0	-	-	-

Connector Name M04_8500
 Part Number 1686834C1
 Instances L9 - Antilock Brake System (ABS) - BENDIX 4 Channel
 Implementation:Diagram1
 Mates MDL-ABS-3003-01-03C



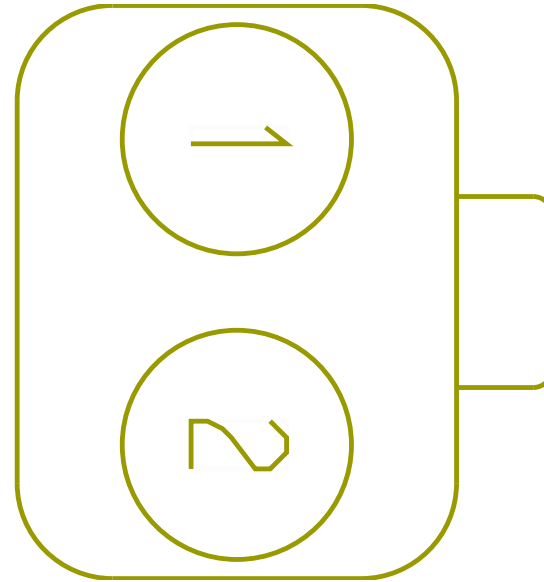
Name	Terminal Part Number	V-Min	Name	Wire Part Number	Wire CSA	Wire Spec	Wire Material description	Wire Color Description	Wire Length	End2 Terminal Part Number	End2 Pin Name	End2 Connector
A	-	-	ME94	2643673 R1	0.79	18.0	Std. Wall XLPE Primary Cable	GREY	1270.0	-	27	1700
B	-	-	ME94A	2643673 R1	0.79	18.0	Std. Wall XLPE Primary Cable	GREY	1170.0	-	28	1700
C	-	-	ME94B	2643673 R1	0.79	18.0	Std. Wall XLPE Primary Cable	GREY	1270.0	-	29	1700

Connector Name M04_8501
 Part Number 1686834C1
 Instances L9 - Antilock Brake System (ABS) - BENDIX 4 Channel
 Implementation:Diagram1
 Mates MDL-ABS-3003-01-03D



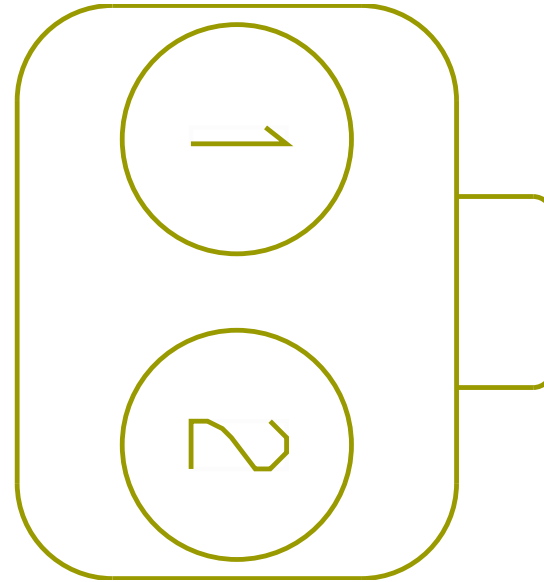
Name	Terminal Part Number	V-Min	Name	Wire Part Number	Wire CSA	Wire Spec	Wire Material description	Wire Color Description	Wire Length	End2 Terminal Part Number	End2 Pin Name	End2 Connector
A	-	-	ME94H	2643673 R1	0.79	18.0	Std. Wall XLPE Primary Cable	GREY	4680.0	-	34	1700
B	-	-	ME94J	2643673 R1	0.79	18.0	Std. Wall XLPE Primary Cable	GREY	4580.0	-	35	1700
C	-	-	ME94K	2643673 R1	0.79	18.0	Std. Wall XLPE Primary Cable	GREY	4680.0	-	36	1700

Connector Name M04_8502
 Part Number 3539777C1
 Instances L9 - Antilock Brake System (ABS) - BENDIX 4 Channel
 Implementation:Diagram1
 Mates SNSR-WS-3003-01-03D_



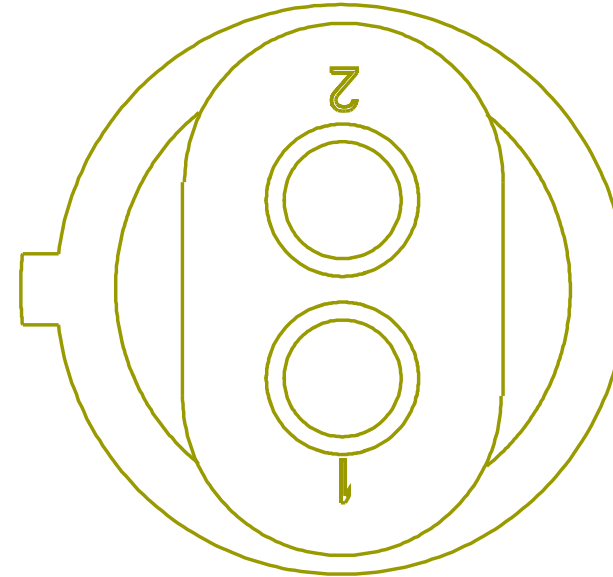
Name	Terminal Part Number	V-Min	Name	Wire Part Number	Wire CSA	Wire Spec	Wire Material description	Wire Color Description	Wire Length	End2 Terminal Part Number	End2 Pin Name	End2 Connector
1	-	-	ME94C	2643673 R1	0.79	18.0	Std. Wall XLPE Primary Cable	GREY	1215.0	-	30	1700
2	-	-	ME94D	2643673 R1	0.79	18.0	Std. Wall XLPE Primary Cable	GREY	1215.0	-	31	1700

Connector Name M04_8503A
 Part Number 3539777C1
 Instances L9 - Antilock Brake System (ABS) - BENDIX 4 Channel
 Implementation:Diagram1
 Mates SNSR-WS-3003-01-03C_



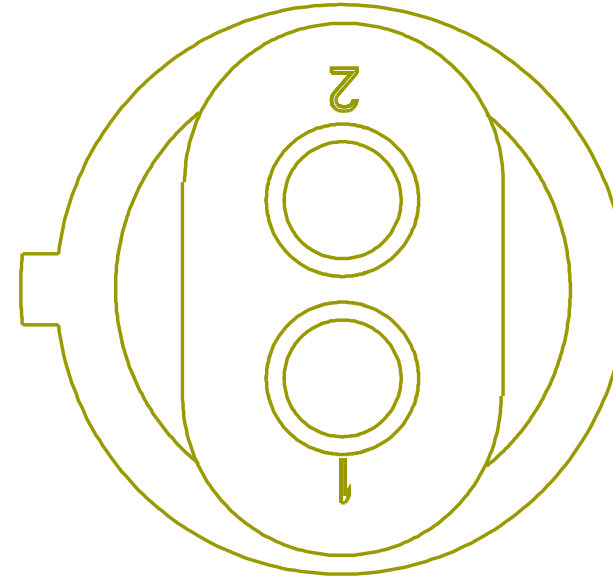
Name	Terminal Part Number	V-Min	Name	Wire Part Number	Wire CSA	Wire Spec	Wire Material description	Wire Color Description	Wire Length	End2 Terminal Part Number	End2 Pin Name	End2 Connector
1	-	-	ME94E	2643673 R1	0.79	18.0	Std. Wall XLPE Primary Cable	GREY	4205.0	-	32	1700
2	-	-	ME94F	2643673 R1	0.79	18.0	Std. Wall XLPE Primary Cable	GREY	4205.0	-	33	1700

Connector Name M04_8506A
 Part Number 6111844C1
 Instances L9 - Antilock Brake System (ABS) - Wabco 4 Channel
 Implementation:Diagram1-Combination1
 L9 - Antilock Brake System (ABS) - Wabco 4 Channel
 Implementation:Diagram1-Combination2
 Mates SNSR-WS-3003-02-04A




Name	Terminal Part Number	V-Min	Name	Wire Part Number	Wire CSA	Wire Spec	Wire Material description	Wire Color Description	Wire Length	End2 Terminal Part Number	End2 Pin Name	End2 Connector
1	-	-	MH94AC	3510311 R1	0.79	18.0	Thin Wall XLPE Primary Cable	GREY	1215.0	-	30	1700
2	-	-	MH94AD	3510311 R1	0.79	18.0	Thin Wall XLPE Primary Cable	GREY	1215.0	-	31	1700

Connector Name M04_8507A
 Part Number 6111844C1
 Instances L9 - Antilock Brake System (ABS) - Wabco 4 Channel
 Implementation:Diagram1-Combination1
 L9 - Antilock Brake System (ABS) - Wabco 4 Channel
 Implementation:Diagram1-Combination2
 Mates SNSR-WS-3003-02-04B




Name	Terminal Part Number	V-Min	Name	Wire Part Number	Wire CSA	Wire Spec	Wire Material description	Wire Color Description	Wire Length	End2 Terminal Part Number	End2 Pin Name	End2 Connector
1	-	-	MH94AE	3510311 R1	0.79	18.0	Thin Wall XLPE Primary Cable	GREY	4205.0	-	32	1700
2	-	-	MH94AF	3510311 R1	0.79	18.0	Thin Wall XLPE Primary Cable	GREY	4205.0	-	33	1700

Connector Name M04_8508A
 Part Number 3919376C1
 Instances L9 - Antilock Brake System (ABS) - Wabco 4 Channel
 Implementation:Diagram1-Combination1
 L9 - Antilock Brake System (ABS) - Wabco 4 Channel
 Implementation:Diagram1-Combination2
 Mates MDL-ABS-3003-02-04A



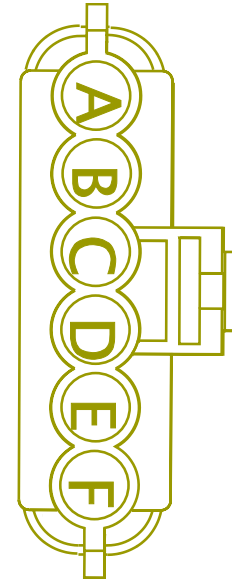
Name	Terminal Part Number	V-Min	Name	Wire Part Number	Wire CSA	Wire Spec	Wire Material description	Wire Color Description	Wire Length	End2 Terminal Part Number	End2 Pin Name	End2 Connector
1	-	-	MH94AL	3510313 R1	1.91	14.0	Thin Wall XLPE Primary Cable	GREY	1270.0	-	29	1700
2	-	-	MH94AA	3510313 R1	1.91	14.0	Thin Wall XLPE Primary Cable	GREY	1270.0	-	28	1700
3	-	-	MH94AB	3510313 R1	1.91	14.0	Thin Wall XLPE Primary Cable	GREY	1270.0	-	27	1700

Connector Name M04_8509A
 Part Number 3919376C1
 Instances L9 - Antilock Brake System (ABS) - Wabco 4 Channel
 Implementation:Diagram1-Combination1
 L9 - Antilock Brake System (ABS) - Wabco 4 Channel
 Implementation:Diagram1-Combination2
 Mates MDL-ABS-3003-02-04B



Name	Terminal Part Number	V-Min	Name	Wire Part Number	Wire CSA	Wire Spec	Wire Material description	Wire Color Description	Wire Length	End2 Terminal Part Number	End2 Pin Name	End2 Connector
1	-	-	MH94AH	3510313 R1	1.91	14.0	Thin Wall XLPE Primary Cable	GREY	4680.0	-	36	1700
2	-	-	MH94AJ	3510313 R1	1.91	14.0	Thin Wall XLPE Primary Cable	GREY	4680.0	-	35	1700
3	-	-	MH94AK	3510313 R1	1.91	14.0	Thin Wall XLPE Primary Cable	GREY	4680.0	-	34	1700

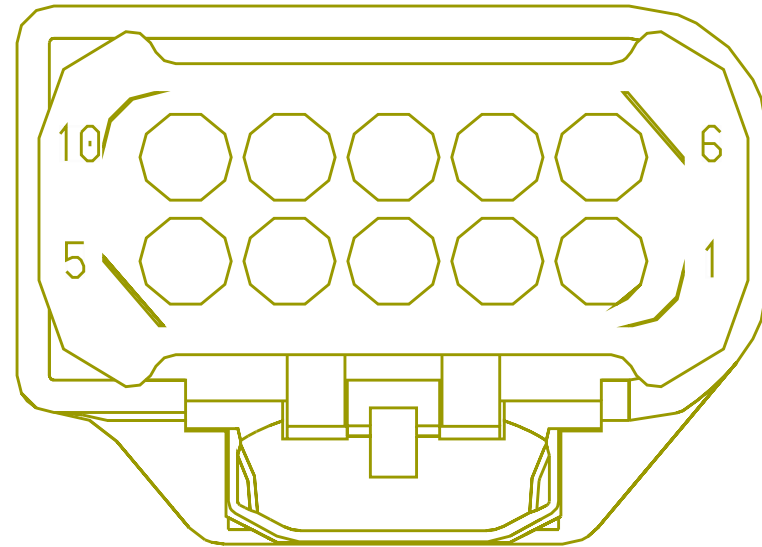
Connector Name M04_8800
 Part Number 3551896C1
 Instances L9 - Forward Chassis Ground Splice Pack 8800:Diagram1
 Mates SP-0003-00-10-M0A



Name	Terminal Part Number	V-Min	Name	Wire Part Number	Wire CSA	Wire Spec	Wire Material description	Wire Color Description	Wire Length	End2 Terminal Part Number	End2 Pin Name	End2 Connector
A	-	-	MY11-GD	2643787 R1	3.01	12.0	Std. Wall XLPE Primary Cable	WHITE	225.0	-	X	-
B	-	-	SM64-GA	3510360 R1	1.16	16.0	Thin Wall XLPE Primary Cable	WHITE	1330.0	-	-	-
B	-	-	MD64-GA	2643681 R1	1.16	16.0	Std. Wall XLPE Primary Cable	WHITE	2035.0	-	-	-
B	-	-	MG64-GA	-	0.0	16.0	-	WHITE	0.0	-	-	-
C	-	-	SM64-GB	3510360 R1	1.16	16.0	Thin Wall XLPE Primary Cable	WHITE	2070.0	-	-	-


Name	Terminal Part Number	V-Min	Name	Wire Part Number	Wire CSA	Wire Spec	Wire Material description	Wire Color Description	Wire Length	End2 Terminal Part Number	End2 Pin Name	End2 Connector
C	-	-	MD64-GB	3510360 R1	1.16	16.0	Thin Wall XLPE Primary Cable	WHITE	2020.0	-	-	-
C	-	-	MG64-GB	-	0.0	16.0	-	WHITE	0.0	-	-	-
D	-	-	MC11-GE	2643689 R1	1.91	14.0	Std. Wall XLPE Primary Cable	WHITE	1990.0	-	-	-
D	-	-	NE39-GB	-	0.0	16.0	-	WHITE	0.0	-	-	-
E	-	-	MS78-GB	2643681 R1	1.16	16.0	Std. Wall XLPE Primary Cable	WHITE	4270.0	-	-	-
E	-	-	MT78-GA	2643681 R1	1.16	16.0	Std. Wall XLPE Primary Cable	WHITE	1610.0	-	-	-
E	-	-	NT78-GA	-	0.0	16.0	-	WHITE	0.0	-	-	-
F	-	-	MT78-GB	2643681 R1	1.16	16.0	Std. Wall XLPE Primary Cable	WHITE	3005.0	-	X	-
F	-	-	NT78-GB	-	0.0	16.0	-	WHITE	0.0	-	-	-

Connector Name M04_8903
 Part Number 6111813C1
 Instances L9 - Adaptive Cruise Control w/o Display (Bendix):Diagram1
 L9 - Lane Departure Warning - (Bendix Fusion N/ Safety Direct):Diagram1-Combination1
 L9 - Lane Departure Warning - (Bendix Fusion N/ Safety Direct):Diagram1-Combination2
 Mates SNSR-BENDIX_RADR-3000-03-0 1A



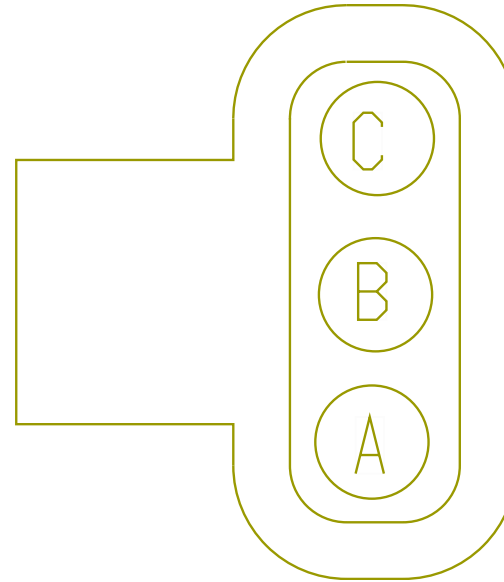
Name	Terminal Part Number	V-Min	Name	Wire Part Number	Wire CSA	Wire Spec	Wire Material description	Wire Color Description	Wire Length	End2 Terminal Part Number	End2 Pin Name	End2 Connector
1	-	-	-	-	-	-	-	-	-	-	-	-
5	-	-	SP67-GA	3510358 R1	0.53	20.0	Thin Wall XLPE Primary Cable	WHITE	3020.0	-	47	1700
6	-	-	-	-	-	-	-	-	-	-	-	-
8	-	-	SP67AA	3510322 R1	0.53	20.0	Thin Wall XLPE Primary Cable	PINK	3020.0	-	24	1700

Connector Name M06_4004
 Part Number 3525613C1
 Instances B6.7 - Auxiliary Power Fuse:Diagram1
 Mates CP-PTO_MAXI_FUSE



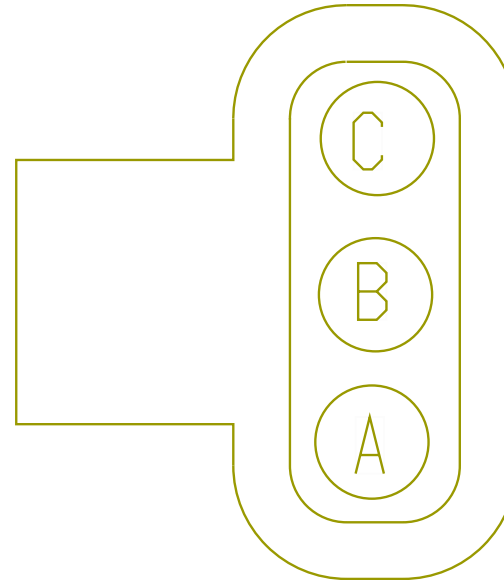
Name	Terminal Part Number	V-Min	Name	Wire Part Number	Wire CSA	Wire Spec	Wire Material description	Wire Color Description	Wire Length	End2 Terminal Part Number	End2 Pin Name	End2 Connector
1	-	-	MG14L	2643698 R1	4.81	10.0	Std. Wall XLPE Primary Cable	RED	350.0	-	-	-
2	-	-	MH103C	3510302 R1	3.01	12.0	Thin Wall XLPE Primary Cable	LIGHT GREEN	470.0	-	-	-
2	-	-	SG103C	-	0.0	12.0	-	LIGHT GREEN	0.0	-	-	-

Connector Name M06_8500
 Part Number 1686834C1
 Instances B6.7 - Antilock Brake System (ABS)-BENDIX 4 Channel
 Implementation:Diagram1
 Mates MDL-ABS-3003-01-03C



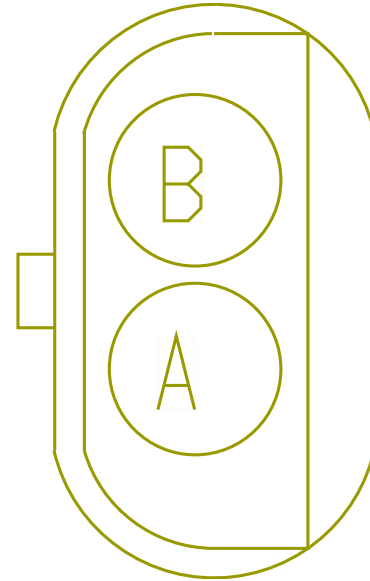
Name	Terminal Part Number	V-Min	Name	Wire Part Number	Wire CSA	Wire Spec	Wire Material description	Wire Color Description	Wire Length	End2 Terminal Part Number	End2 Pin Name	End2 Connector
A	-	-	ME94	2643673 R1	0.79	18.0	Std. Wall XLPE Primary Cable	GREY	1270.0	-	27	1700
B	-	-	ME94A	2643673 R1	0.79	18.0	Std. Wall XLPE Primary Cable	GREY	1170.0	-	28	1700
C	-	-	ME94B	2643673 R1	0.79	18.0	Std. Wall XLPE Primary Cable	GREY	1270.0	-	29	1700

Connector Name M06_8501
 Part Number 1686834C1
 Instances B6.7 - Antilock Brake System (ABS)-BENDIX 4 Channel
 Implementation:Diagram1
 Mates MDL-ABS-3003-01-03D



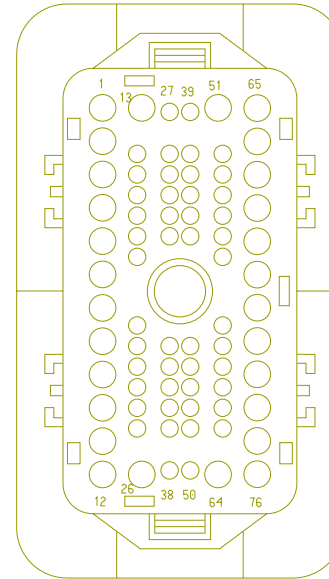
Name	Terminal Part Number	V-Min	Name	Wire Part Number	Wire CSA	Wire Spec	Wire Material description	Wire Color Description	Wire Length	End2 Terminal Part Number	End2 Pin Name	End2 Connector
A	-	-	ME94H	2643673 R1	0.79	18.0	Std. Wall XLPE Primary Cable	GREY	4680.0	-	34	1700
B	-	-	ME94J	2643673 R1	0.79	18.0	Std. Wall XLPE Primary Cable	GREY	4580.0	-	35	1700
C	-	-	ME94K	2643673 R1	0.79	18.0	Std. Wall XLPE Primary Cable	GREY	4680.0	-	36	1700

Connector Name M06_8701
 Part Number 587567C91
 Instances B6.7/L9 - Heated Mirrors (Hood with Door Pods):Diagram1
 B6.7/L9 - Mirrors (Heat) [Switch Pack Actuated includes Hood
 Mirrors]:Diagram1
 Mates MODU-PS-HOOD-MIRROR-1017-0 6-01A



Name	Terminal Part Number	V-Min	Name	Wire Part Number	Wire CSA	Wire Spec	Wire Material description	Wire Color Description	Wire Length	End2 Terminal Part Number	End2 Pin Name	End2 Connector
A	-	-	MS78BC	2643678 R1	1.16	16.0	Std. Wall XLPE Primary Cable	LIGHT GREEN	4635.0	-	63	1700
B	-	-	MS78-GB	2643681 R1	1.16	16.0	Std. Wall XLPE Primary Cable	WHITE	4270.0	-	-	-
B	-	-	MT78-GB	2643681 R1	1.16	16.0	Std. Wall XLPE Primary Cable	WHITE	3005.0	-	-	-

Connector Name M07_1700
Part Number 3595624C1
Instances B6.7 - City Horn W/10PIN CLK:Diagram1
B6.7 - City Horn W/10PIN CLK:Diagram2-W/SNOW PLOW
B6.7/L9 - Adaptive Cruise Control (Bendix - Fusion W/O DIU & N/ Safety Direct & Reg Speakers):Diagram1
B6.7/L9 - Adaptive Cruise Control (Bendix Wingman Advanced N/ DIU):Diagram1
B6.7/L9 - Adaptive Cruise Control (Fusion 3.0 N/ DIU):Diagram1
B6.7/L9 - Air Dryer (Single):Diagram1
B6.7/L9 - Antilock Brake System (ABS)- BENDIX 4 Channel Implemenation:Diagram1
B6.7/L9 - Auto Park Brake (T-Handle Shifter, Auto Park Brake):Diagram1
B6.7/L9 - Auxiliary Power (40A) HSD 1:Diagram1
B6.7/L9 - Headlights (LED CAN) W/ Plow Lights:Diagram1-LCM-0009-W/LOAD SHED
B6.7/L9 - Headlights (LED CAN) W/ Plow Lights:Diagram2-LCM-0009B-N/LOAD SHED
B6.7/L9 - Headlights (LED CAN) W/ Plow Lights:Diagram3-20" FRAME-LCM-0009-W/LOAD SHED
B6.7/L9 - Headlights (LED CAN) W/ Plow Lights:Diagram4-20" FRAME-LCM-0009B-N/LOAD SHED
B6.7/L9 - Headlights (LED CAN) W/O Plow Lights:Diagram1-LCM-0009-W/LOAD SHED
B6.7/L9 - Headlights (LED CAN) W/O Plow Lights:Diagram2-LCM-0009B-N/LOAD SHED
B6.7/L9 - Headlights (LED CAN) W/O Plow Lights:Diagram3-20" FRAME-LCM-0009-W/LOAD SHED
B6.7/L9 - Headlights (LED CAN) W/O Plow Lights:Diagram4-20" FRAME-LCM-0009B-N/LOAD SHED
B6.7/L9 - Mirrors (Heated) (Door Pod Actuated, 2 Cab and 1 Hood Mirror Right Side Only):Diagram1
B6.7/L9 - Mirrors (Heated) (Door Pod Actuated, 2 Cab and 1 Hood Mirror Right Side Only):Diagram2_20" Frame
B6.7/L9 - Transmission Power Take Off (60AKG):Diagram1
L9 - City Horn W/10PIN CLK:Diagram1
L9 - City Horn W/10PIN CLK:Diagram2-W/SNOW PLOW
Mates A01_1700



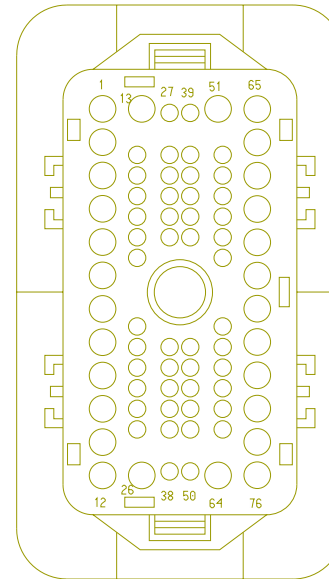
Name	Terminal Part Number	V-Min	Name	Wire Part Number	Wire CSA	Wire Spec	Wire Material description	Wire Color Description	Wire Length	End2 Terminal Part Number	End2 Pin Name	End2 Connect or
1	-	-	ML14L	-	0.0	16.0	-	RED	0.0	-	1	M07_8000
1	-	-	NL14L	-	0.0	14.0	-	RED	0.0	-	1	M07_8000
1	-	-	MB14L	-	0.0	14.0	-	RED	0.0	-	1	M07_8001
1	-	-	NJ14L	-	0.0	14.0	-	RED	0.0	-	1	M07_8001A
2	-	-	ML14R	-	0.0	14.0	-	RED	0.0	-	1	M07_8000
2	-	-	NL14R	-	0.0	14.0	-	RED	0.0	-	1	M07_8000
2	-	-	MB14R	-	0.0	14.0	-	RED	0.0	-	1	M07_8000
2	-	-	NJ14R	-	0.0	14.0	-	RED	0.0	-	1	M07_8000A
3	-	-	ML13L	-	0.0	14.0	-	PINK	0.0	-	3	M07_8000
3	-	-	NL13L	-	0.0	14.0	-	PINK	0.0	-	3	M07_8000
3	-	-	MB13L	-	0.0	14.0	-	PINK	0.0	-	3	M07_8001
3	-	-	NJ13L	-	0.0	14.0	-	PINK	0.0	-	3	M07_8001A
4	-	-	ML13R	-	0.0	14.0	-	PINK	0.0	-	3	M07_8000
4	-	-	NL13R	-	0.0	14.0	-	PINK	0.0	-	3	M07_8000
4	-	-	MB13R	-	0.0	14.0	-	PINK	0.0	-	3	M07_8000
4	-	-	NJ13R	-	0.0	14.0	-	PINK	0.0	-	3	M07_8000A
6	-	-	NE39B	-	0.0	16.0	-	GREY	0.0	-	A	M07_9900F
8	-	-	MB53B	2643693R1	1.91	14.0	Std. Wall XLPE Primary Cable	YELLOW 2	4095.0	-	PIN1	-
8	-	-	NJ53B	-	0.0	14.0	-	YELLOW 2	0.0	-	PIN1	-
9	-	-	MB53A	-	0.0	14.0	-	YELLOW 2	0.0	-	PIN1	-

Name	Terminal Part Number	V-Min	Name	Wire Part Number	Wire CSA	Wire Spec	Wire Material description	Wire Color Description	Wire Length	End2 Terminal Part Number	End2 Pin Name	End2 Connect or
9	-	-	NJ53A	-	0.0	14.0	-	YELLOW 2	0.0	-	PIN1	-
10	-	-	MB52B	-	0.0	14.0	-	YELLOW 2	0.0	-	PIN1	-
10	-	-	NJ52B	-	0.0	14.0	-	YELLOW 2	0.0	-	X	-
11	-	-	MB52A	-	0.0	14.0	-	YELLOW 2	0.0	-	PIN1	-
11	-	-	NJ52A	-	0.0	14.0	-	YELLOW 2	0.0	-	X	-
12	-	-	SG103C	-	0.0	12.0	-	LIGHT GREEN	0.0	-	-	-
20	-	-	MU67AA	3510322 R1	0.53	20.0	Thin Wall XLPE Primary Cable	PINK	2900.0	-	8	M07_8903
20	-	-	MQ13AA	-	0.0	20.0	-	PINK	0.0	-	1	M07_8905
21	-	-	MR85E	2643680 R1	1.16	16.0	Std. Wall XLPE Primary Cable	GREY	1830.0	-	A	M07_8301
21	-	-	PC85E	-	0.0	16.0	-	GREY	0.0	-	A	M07_8301
27	-	-	ME94	2643673 R1	0.79	18.0	Std. Wall XLPE Primary Cable	GREY	1270.0	-	A	M07_8500
28	-	-	ME94A	2643673 R1	0.79	18.0	Std. Wall XLPE Primary Cable	GREY	1170.0	-	B	M07_8500
29	-	-	ME94B	2643673 R1	0.79	18.0	Std. Wall XLPE Primary Cable	GREY	1270.0	-	C	M07_8500

Name	Terminal Part Number	V-Min	Name	Wire Part Number	Wire CSA	Wire Spec	Wire Material description	Wire Color Description	Wire Length	End2 Terminal Part Number	End2 Pin Name	End2 Connect or
30	-	-	ME94C	2643673 R1	0.79	18.0	Std. Wall XLPE Primary Cable	GREY	1215.0	-	1	M07_850 2A
31	-	-	ME94D	2643673 R1	0.79	18.0	Std. Wall XLPE Primary Cable	GREY	1215.0	-	2	M07_850 2A
32	-	-	ME94E	2643673 R1	0.79	18.0	Std. Wall XLPE Primary Cable	GREY	4205.0	-	1	M07_850 3A
33	-	-	ME94F	2643673 R1	0.79	18.0	Std. Wall XLPE Primary Cable	GREY	4205.0	-	2	M07_850 3A
34	-	-	ME94H	2643673 R1	0.79	18.0	Std. Wall XLPE Primary Cable	GREY	4680.0	-	A	M07_8501
35	-	-	ME94J	2643673 R1	0.79	18.0	Std. Wall XLPE Primary Cable	GREY	4580.0	-	B	M07_8501
36	-	-	ME94K	2643673 R1	0.79	18.0	Std. Wall XLPE Primary Cable	GREY	4680.0	-	C	M07_8501
47	-	-	MU67-GA	3510358 R1	0.53	20.0	Thin Wall XLPE Primary Cable	WHITE	2900.0	-	5	M07_8903
47	-	-	MQ67-GB	-	0.0	20.0	-	WHITE	0.0	-	8	M07_8905
61	-	-	SK44L	-	0.0	18.0	-	GREY	0.0	-	B	M07_4071

Name	Terminal Part Number	V-Min	Name	Wire Part Number	Wire CSA	Wire Spec	Wire Material description	Wire Color Description	Wire Length	End2 Terminal Part Number	End2 Pin Name	End2 Connector
63	-	-	MT78BC	2643678 R1	1.16	16.0	Std. Wall XLPE Primary Cable	LIGHT GREEN	4635.0	-	A	M07_8700
63	-	-	NT78BC	-	0.0	16.0	-	LIGHT GREEN	0.0	-	A	M07_8700A
67	-	-	SE103P	-	0.0	12.0	-	LIGHT GREEN	0.0	-	C	M07_7230

Connector Name M07_1700
Part Number 3595624C1
Instances B6.7 - City Horn W/4PIN CLK:Diagram1
B6.7 - City Horn W/4PIN CLK:Diagram2-20" Frame
B6.7/L9 - Antilock Brake System (ABS) - Wabco 4 Channel Implementation:Diagram1
B6.7/L9 - Antilock Brake Systems (ABS) (Wabco Hydraulic 4 Channel N/ Stability):Diagram1
B6.7/L9 - Antilock Brake Systems (ABS) (Wabco Hydraulic 4 Channel W/ Stability):Diagram1
B6.7/L9 - Auto Park Brake (T-Handle Shifter, Auto Park Brake):Diagram1
B6.7/L9 - Auxiliary Power (40A) HSD 1:Diagram1
B6.7/L9 - Body Builder Prewire (8 Wire Firewall Pass through):Diagram1
B6.7/L9 - Compressed Air Supply (Aux Air Pressure Gauge) (Hydraulic Split Brake System):Diagram1
B6.7/L9 - Compressed Air Supply (Aux Air Pressure Gauge) (Hydraulic Split Brake System):Diagram2- W/AIR DRYER
B6.7/L9 - Crank Inhibit (W/ Hood Switch):Diagram1
B6.7/L9 - Crank Inhibit (W/ Hood Switch):Diagram2- EXT Frame
B6.7/L9 - Directional Signals (Turn) (HALOGEN) W/ Plow Lights W/O Fender Lights:Diagram1
B6.7/L9 - Directional Signals (Turn) (HALOGEN) W/ Plow Lights W/O Fender Lights:Diagram2-20" Frame
B6.7/L9 - Directional Signals (Turn) (HALOGEN) W/O Plow Lights W/O Fender Lights:Diagram1
B6.7/L9 - Directional Signals (Turn) (HALOGEN) W/O Plow Lights W/O Fender Lights:Diagram2- 20" Frame
B6.7/L9 - Directional Signals (Turn) (LED CAN) W/ Plow Lights W/O Fender Lights:Diagram1
B6.7/L9 - Directional Signals (Turn) (LED CAN) W/ Plow Lights W/O Fender Lights:Diagram2- 20" Frame
B6.7/L9 - Directional Signals (Turn) (LED CAN) W/O Plow Lights W/O Fender Lights:Diagram1
B6.7/L9 - Directional Signals (Turn) (LED CAN) W/O Plow Lights W/O Fender Lights:Diagram2- 20" Frame
B6.7/L9 - Dual Auxiliary Power with Interlock:Diagram1
B6.7/L9 - Front Fog Lamps:Diagram1
B6.7/L9 - Fuel Heater (Vehicle Powered) (Racor 400 Series):Diagram1
B6.7/L9 - Fuel Heater (Vehicle Powered) Davco 245:Diagram1



B6.7/L9 - Headlights (Halogen) W/ Plow Lights:Diagram1-
LCM-0009-W/LOAD SHED
B6.7/L9 - Headlights (Halogen) W/ Plow Lights:Diagram2-
LCM-0009B-N/LOAD SHED
B6.7/L9 - Headlights (Halogen) W/O Plow Lights:Diagram1-
LCM-0009-W/LOAD SHED
B6.7/L9 - Headlights (Halogen) W/O Plow Lights:Diagram2-
LCM-0009B-N/LOAD SHED
B6.7/L9 - Headlights (Halogen) W/O Plow Lights:Diagram3-20"
FRAME-LCM-0009-W/LOAD SHED
B6.7/L9 - Headlights (Halogen) W/O Plow Lights:Diagram4-20"
FRAME-LCM-0009B-N/LOAD SHED
B6.7/L9 - Hood Switch 1:Diagram1
B6.7/L9 - Hood Switch 1:Diagram2- EXT FRAME
B6.7/L9 - Marker Lighting (Halogen Headlights) N/Plowlight N/
Fender N/Guide Posts:Diagram1
B6.7/L9 - Marker Lighting (Halogen Headlights) N/Plowlight N/
Fender N/Guide Posts:Diagram2- 20" Frame
B6.7/L9 - Marker Lighting (Halogen Headlights) N/Plowlights N/
Fender W/Guide Posts:Diagram1
B6.7/L9 - Marker Lighting (Halogen Headlights) N/Plowlights N/
Fender W/Guide Posts:Diagram2-20" Frame
B6.7/L9 - Marker Lighting (Halogen Headlights) W/Plowlight N/
Fender N/Guide Posts:Diagram1
B6.7/L9 - Marker Lighting (Halogen Headlights) W/Plowlight N/
Fender N/Guide Posts:Diagram2-20" Frame
B6.7/L9 - Marker Lighting (LED CAN Headlamp) N/Plow Lts N/
Fender Lts N/Guide Posts:Diagram1
B6.7/L9 - Marker Lighting (LED CAN Headlamp) N/Plow Lts N/
Fender Lts N/Guide Posts:Diagram2-20" Frame
B6.7/L9 - Marker Lighting (LED CAN Headlamp) N/Plow Lts N/
Fender Lts W/Guide Posts:Diagram1
B6.7/L9 - Marker Lighting (LED CAN Headlamp) N/Plow Lts N/
Fender Lts W/Guide Posts:Diagram2-20" Frame
B6.7/L9 - Marker Lighting (LED CAN Headlamp) W/Plow Lts N/
Fender Lts N/Guide Posts:Diagram1
B6.7/L9 - Marker Lighting (LED CAN Headlamp) W/Plow Lts N/
Fender Lts N/Guide Posts:Diagram2-20" Frame
B6.7/L9 - Mirrors (Heated) (Door Pod Actuated, 2 Cab and 2
Hood Mirrors):Diagram1
B6.7/L9 - Mirrors (Heated) (Door Pod Actuated, 2 Cab and 2
Hood Mirrors):Diagram2_20" Frame
B6.7/L9 - Mirrors (Heated) (MUX Switch, 2 Cab and 2 Hood
Mirrors):Diagram1

B6.7/L9 - Mirrors (Heated) (MUX Switch, 2 Cab and 2 Hood Mirrors):Diagram2- 20" FRAME
 B6.7/L9 - Prewire Front Fog Lights:Diagram1
 B6.7/L9 - Windshield Washer Pump W/O Low Fluid Sensor:Diagram1
 L9 - City Horn W/4PIN CLK:Diagram1
 L9 - City Horn W/4PIN CLK:Diagram2-20" Frame

Mates

A01_1700

Name	Terminal Part Number	V-Min	Name	Wire Part Number	Wire CSA	Wire Spec	Wire Material description	Wire Color Description	Wire Length	End2 Terminal Part Number	End2 Pin Name	End2 Connect or
1	-	-	ML14L	-	0.0	16.0	-	RED	0.0	-	1	M07_8001
1	-	-	NL14L	-	0.0	14.0	-	RED	0.0	-	1	M07_8001A
1	-	-	NH52L	-	0.0	14.0	-	YELLOW 2	0.0	-	1	M07_8001A
1	-	-	MH52L	-	0.0	14.0	-	YELLOW 2	0.0	-	1	M07_8001
1	-	-	MC52L	-	0.0	14.0	-	YELLOW 2	0.0	-	1	M07_8001
1	-	-	MB14L	-	0.0	14.0	-	RED	0.0	-	1	M07_8001
1	-	-	NJ14L	-	0.0	14.0	-	RED	0.0	-	1	M07_8001A
2	-	-	ML14R	-	0.0	14.0	-	RED	0.0	-	1	M07_8000
2	-	-	NL14R	-	0.0	14.0	-	RED	0.0	-	1	M07_8000A
2	-	-	NH53L	-	0.0	14.0	-	YELLOW 2	0.0	-	3	M07_8001A
2	-	-	MH53L	-	0.0	14.0	-	YELLOW 2	0.0	-	3	M07_8001
2	-	-	MC53L	-	0.0	14.0	-	YELLOW 2	0.0	-	3	M07_8001
2	-	-	MB14R	-	0.0	14.0	-	RED	0.0	-	1	M07_8000
2	-	-	NJ14R	-	0.0	14.0	-	RED	0.0	-	1	M07_8000A

Name	Terminal Part Number	V-Min	Name	Wire Part Number	Wire CSA	Wire Spec	Wire Material description	Wire Color Description	Wire Length	End2 Terminal Part Number	End2 Pin Name	End2 Connect or
3	-	-	ML13L	-	0.0	14.0	-	PINK	0.0	-	3	M07_8001
3	-	-	NL13L	-	0.0	14.0	-	PINK	0.0	-	3	M07_8001A
3	-	-	NH52R	-	0.0	14.0	-	YELLOW 2	0.0	-	1	M07_8000A
3	-	-	MH52R	-	0.0	14.0	-	YELLOW 2	0.0	-	1	M07_8000
3	-	-	MC52R	-	0.0	14.0	-	YELLOW 2	0.0	-	1	M07_8000
3	-	-	MB13L	-	0.0	14.0	-	PINK	0.0	-	3	M07_8001
3	-	-	NJ13L	-	0.0	14.0	-	PINK	0.0	-	3	M07_8001A
4	-	-	ML13R	-	0.0	14.0	-	PINK	0.0	-	3	M07_8000
4	-	-	NL13R	-	0.0	14.0	-	PINK	0.0	-	3	M07_8000A
4	-	-	NH53R	-	0.0	14.0	-	YELLOW 2	0.0	-	3	M07_8000A
4	-	-	MH53R	-	0.0	14.0	-	YELLOW 2	0.0	-	3	M07_8000
4	-	-	MC53R	-	0.0	14.0	-	YELLOW 2	0.0	-	3	M07_8000
4	-	-	MB13R	-	0.0	14.0	-	PINK	0.0	-	3	M07_8000
4	-	-	NJ13R	-	0.0	14.0	-	PINK	0.0	-	3	M07_8000A
5	-	-	RF54C	2643688 R1	1.91	14.0	Std. Wall XLPE Primary Cable	BROWN	965.0	-	PIN1	-
5	-	-	RG54C	-	0.0	14.0	-	BROWN	0.0	-	1	-
5	-	-	MH54C	-	0.0	14.0	-	BROWN	0.0	-	PIN1	-
5	-	-	NH54C	-	0.0	14.0	-	BROWN	0.0	-	X	-

Name	Terminal Part Number	V-Min	Name	Wire Part Number	Wire CSA	Wire Spec	Wire Material description	Wire Color Description	Wire Length	End2 Terminal Part Number	End2 Pin Name	End2 Connect or
5	-	-	MB54S	-	0.0	14.0	-	BROWN	0.0	-	E	M07_8102
5	-	-	NJ54S	-	0.0	14.0	-	BROWN	0.0	-	E	M07_8102
5	-	-	MC54C	2643688 R1	1.91	14.0	Std. Wall XLPE Primary Cable	BROWN	1225.0	-	X	-
5	-	-	NG54C	-	0.0	14.0	-	BROWN	0.0	-	X	-
5	-	-	RA54C	-	0.0	14.0	-	BROWN	0.0	-	PIN1	-
5	-	-	RB54C	-	0.0	14.0	-	BROWN	0.0	-	X	-
8	-	-	MC53B	2643693 R1	1.91	14.0	Std. Wall XLPE Primary Cable	YELLOW 2	3750.0	-	X	-
9	-	-	MC53A	-	0.0	14.0	-	YELLOW 2	0.0	-	X	-
10	-	-	MC52B	2643693 R1	1.91	14.0	Std. Wall XLPE Primary Cable	YELLOW 2	765.0	-	1	-
11	-	-	MC52A	-	0.0	14.0	-	YELLOW 2	0.0	-	1	-
13	-	-	SG103D	-	0.0	12.0	-	LIGHT GREEN	0.0	-	A	M07_4069
14	-	-	MC56C	2643682 R1	1.16	16.0	Std. Wall XLPE Primary Cable	ORANGE	1585.0	-	X	-
14	-	-	NG56C	-	0.0	16.0	-	ORANGE	0.0	-	1	-
14	-	-	MH56L	-	0.0	16.0	-	ORANGE	0.0	-	4	M07_8001
14	-	-	NH56L	-	0.0	16.0	-	ORANGE	0.0	-	4	M07_8001A
14	-	-	MB56S	-	0.0	16.0	-	YELLOW 2	0.0	-	D	M07_8102

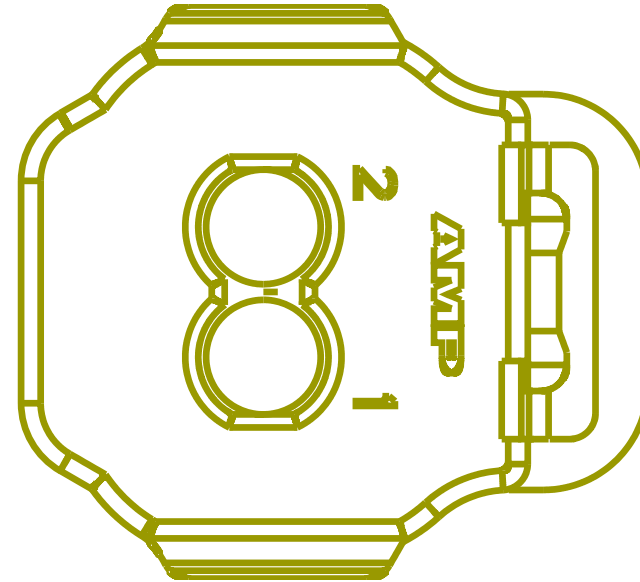
Name	Terminal Part Number	V-Min	Name	Wire Part Number	Wire CSA	Wire Spec	Wire Material description	Wire Color Description	Wire Length	End2 Terminal Part Number	End2 Pin Name	End2 Connect or
14	-	-	NJ56S	-	0.0	16.0	-	YELLOW 2	0.0	-	D	M07_8102
15	-	-	MC57C	2643682 R1	1.16	16.0	Std. Wall XLPE Primary Cable	ORANGE	2195.0	-	X	-
15	-	-	NG57C	-	0.0	16.0	-	ORANGE	0.0	-	X	-
15	-	-	MH57R	-	0.0	16.0	-	ORANGE	0.0	-	4	M07_8000
15	-	-	NH57R	-	0.0	16.0	-	ORANGE	0.0	-	4	M07_8000A
15	-	-	MB57S	-	0.0	16.0	-	LIGHT GREEN	0.0	-	F	M07_8102
15	-	-	NJ57S	-	0.0	16.0	-	LIGHT GREEN	0.0	-	F	M07_8102
19	-	-	MA87KA	-	0.0	16.0	-	GREY	0.0	-	1	M07_4021
21	-	-	MR85E	2643680 R1	1.16	16.0	Std. Wall XLPE Primary Cable	GREY	1830.0	-	A	M07_8301
21	-	-	PC85E	-	0.0	16.0	-	GREY	0.0	-	A	M07_8301A
22	-	-	MD64A	2643684 R1	1.16	16.0	Std. Wall XLPE Primary Cable	YELLOW 2	2400.0	-	A	M07_8201A
22	-	-	MG64A	-	0.0	16.0	-	YELLOW 2	0.0	-	1	M07_8201
23	-	-	MD64B	3510336 R1	1.16	16.0	Thin Wall XLPE Primary Cable	YELLOW 2	3240.0	-	A	M07_8200A
23	-	-	MG64B	-	0.0	16.0	-	YELLOW 2	0.0	-	1	M07_8200

Name	Terminal Part Number	V-Min	Name	Wire Part Number	Wire CSA	Wire Spec	Wire Material description	Wire Color Description	Wire Length	End2 Terminal Part Number	End2 Pin Name	End2 Connect or
27	-	-	SN9A	-	0.0	18.0	-	GREY	0.0	-	2	M07_8505
27	-	-	SH9A	-	0.0	18.0	-	GREY	0.0	-	2	M07_8505A
27	-	-	MJ94AB	-	0.0	14.0	-	GREY	0.0	-	3	M07_8508A
28	-	-	SN6A	-	0.0	18.0	-	GREY	0.0	-	3	M07_8505
28	-	-	SH6A	-	0.0	18.0	-	GREY	0.0	-	3	M07_8505A
28	-	-	MJ94AA	-	0.0	14.0	-	GREY	0.0	-	2	M07_8508A
29	-	-	SN40	-	0.0	18.0	-	GREY	0.0	-	1	M07_8505
29	-	-	SH40	-	0.0	18.0	-	GREY	0.0	-	1	M07_8505A
29	-	-	MJ94AL	-	0.0	14.0	-	GREY	0.0	-	1	M07_8508A
30	-	-	MJ94AC	-	0.0	18.0	-	GREY	0.0	-	1	M07_8506A
30	-	-	MF94L(+)	-	0.0	18.0	-	GREY	0.0	-	1	M07_8502
31	-	-	MJ94AD	-	0.0	18.0	-	GREY	0.0	-	2	M07_8506A
31	-	-	MF94L(-)	-	0.0	18.0	-	GREY	0.0	-	2	M07_8502
32	-	-	MJ94AE	-	0.0	18.0	-	GREY	0.0	-	1	M07_8507A
33	-	-	MJ94AF	-	0.0	18.0	-	GREY	0.0	-	2	M07_8507A
34	-	-	MJ94AK	-	0.0	14.0	-	GREY	0.0	-	3	M07_8509A
35	-	-	MJ94AJ	-	0.0	14.0	-	GREY	0.0	-	2	M07_8509A
35	-	-	MF94R(+)	-	0.0	18.0	-	GREY	0.0	-	1	M07_8503

Name	Terminal Part Number	V-Min	Name	Wire Part Number	Wire CSA	Wire Spec	Wire Material description	Wire Color Description	Wire Length	End2 Terminal Part Number	End2 Pin Name	End2 Connect or
36	-	-	MJ94AH	-	0.0	14.0	-	GREY	0.0	-	1	M07_8509A
36	-	-	MF94R(-)	-	0.0	18.0	-	GREY	0.0	-	2	M07_8503
42	-	-	MA87BA	-	0.0	18.0	-	GREY	0.0	-	2	M07_4021
43	-	-	SL104CC	-	0.0	18.0	-	DARK BLUE	0.0	-	A	M07_8805
43	-	-	SM104CC	-	0.0	18.0	-	DARK BLUE	0.0	-	A	M07_8805A
44	-	-	SL104CB	-	0.0	18.0	-	DARK BLUE	0.0	-	B	M07_8805
44	-	-	SM104CB	-	0.0	18.0	-	DARK BLUE	0.0	-	B	M07_8805A
47	-	-	SK44J	-	0.0	18.0	-	GREY	0.0	-	C	M07_4070
52	-	-	RCTEM1	-	0.0	16.0	-	GREY	0.0	-	1	M07_7220
53	-	-	RCTEM2	-	0.0	16.0	-	GREY	0.0	-	2	M07_7220
54	-	-	RCTEM3	-	0.0	16.0	-	GREY	0.0	-	3	M07_7220
55	-	-	RCTEM4	-	0.0	16.0	-	GREY	0.0	-	4	M07_7220
56	-	-	RCTEM5	-	0.0	16.0	-	GREY	0.0	-	5	M07_7220
57	-	-	RCTEM6	-	0.0	16.0	-	GREY	0.0	-	6	M07_7220
58	-	-	RCTEM7	-	0.0	16.0	-	GREY	0.0	-	7	M07_7220
59	-	-	RCTEM8	-	0.0	16.0	-	GREY	0.0	-	8	M07_7220
63	-	-	MT78BC	2643678 R1	1.16	16.0	Std. Wall XLPE Primary Cable	LIGHT GREEN	4635.0	-	A	M07_8700
63	-	-	NT78BC	-	0.0	16.0	-	LIGHT GREEN	0.0	-	A	M07_8700A
64	-	-	MT78AC	2643678 R1	1.16	16.0	Std. Wall XLPE Primary Cable	LIGHT GREEN	3240.0	-	A	M07_8701

Name	Terminal Part Number	V-Min	Name	Wire Part Number	Wire CSA	Wire Spec	Wire Material description	Wire Color Description	Wire Length	End2 Terminal Part Number	End2 Pin Name	End2 Connector
64	-	-	NT78AC	-	0.0	16.0	-	LIGHT GREEN	0.0	-	A	M07_8701A
65	-	-	SE103M	-	0.0	12.0	-	LIGHT GREEN	0.0	-	A	M07_7230
66	-	-	SE103N	-	0.0	12.0	-	LIGHT GREEN	0.0	-	B	M07_7230
68	-	-	NC19	-	0.0	16.0	-	GREY	0.0	-	A	M07_9801R
68	-	-	ND19	-	0.0	16.0	-	GREY	0.0	-	A	M07_9801D

Connector Name M07_4021
 Part Number 3536864C1
 Instances B6.7/L9 - Windshield Washer Pump W/O Low Fluid
 Sensor:Diagram1
 Mates DEV-WASHER_PUMP_MOTOR-01

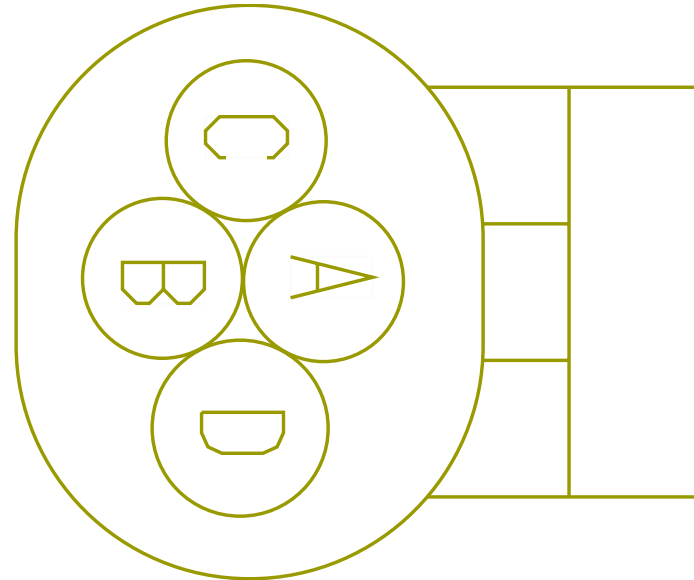


Name	Terminal Part Number	V-Min	Name	Wire Part Number	Wire CSA	Wire Spec	Wire Material description	Wire Color Description	Wire Length	End2 Terminal Part Number	End2 Pin Name	End2 Connector
1	-	-	MA87KA	-	0.0	16.0	-	GREY	0.0	-	19	M07_1700
2	-	-	MA87BA	-	0.0	18.0	-	GREY	0.0	-	42	M07_1700

Connector Name M07_4069
 Part Number BLUNT_SL_VC
 Instances B6.7/L9 - Auxiliary Power (40A) HSD 1:Diagram1
 Mates BLNT-CUSTOMER_AUXILIARY_LO AD-01

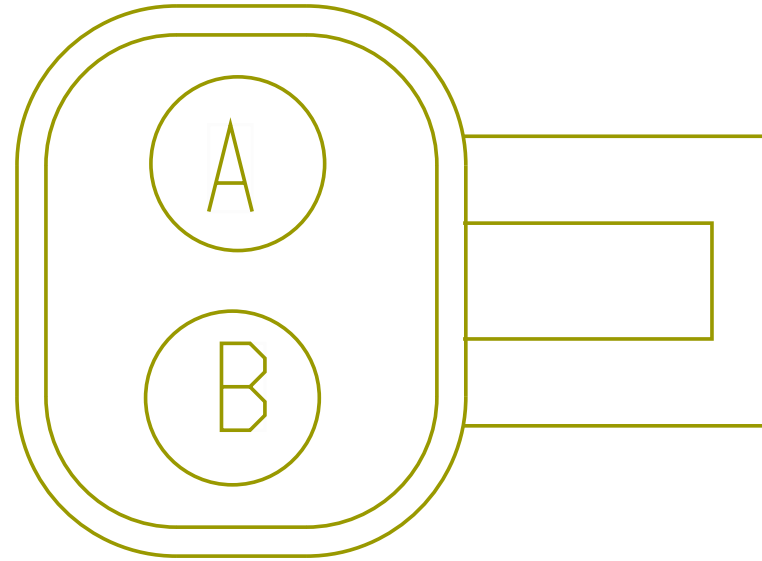
Name	Terminal Part Number	V-Min	Name	Wire Part Number	Wire CSA	Wire Spec	Wire Material description	Wire Color Description	Wire Length	End2 Terminal Part Number	End2 Pin Name	End2 Connector
A	-	-	SG103D	-	0.0	12.0	-	LIGHT GREEN	0.0	-	13	M07_1700

Connector Name M07_4070
 Part Number 1661777C1
 Instances B6.7/L9 - Auto Park Brake (T-Handle Shifter, Auto Park Brake):Diagram1
 Mates DEV-BRAKE_PRESSURE_SWITCH- 01



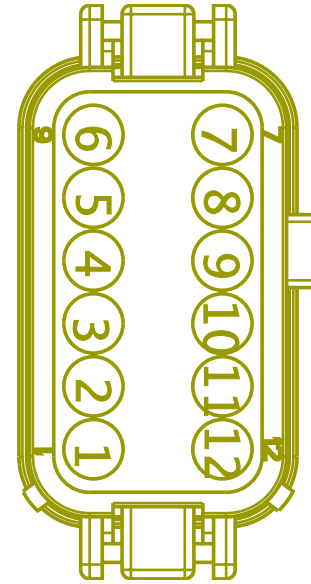
Name	Terminal Part Number	V-Min	Name	Wire Part Number	Wire CSA	Wire Spec	Wire Material description	Wire Color Description	Wire Length	End2 Terminal Part Number	End2 Pin Name	End2 Connector
C	-	-	SK44J	-	0.0	18.0	-	GREY	0.0	-	47	M07_1700
D	-	-	SK44K	-	0.0	18.0	-	GREY	0.0	-	A	M07_4071

Connector Name M07_4071
 Part Number 1671610C1
 Instances B6.7/L9 - Auto Park Brake (T-Handle Shifter, Auto Park Brake):Diagram1
 Mates DEV-DUMP_SOLENOID-01



Name	Terminal Part Number	V-Min	Name	Wire Part Number	Wire CSA	Wire Spec	Wire Material description	Wire Color Description	Wire Length	End2 Terminal Part Number	End2 Pin Name	End2 Connector
A	-	-	SK44K	-	0.0	18.0	-	GREY	0.0	-	D	M07_4070
B	-	-	SK44L	-	0.0	18.0	-	GREY	0.0	-	61	M07_1700

Connector Name M07_7220
 Part Number 3601924C1
 Instances B6.7/L9 - Body Builder Prewire (8 Wire Firewall Pass through):Diagram1
 Mates DEV-BODY_BUILDER_CONN_ENGI NE_BAY-01

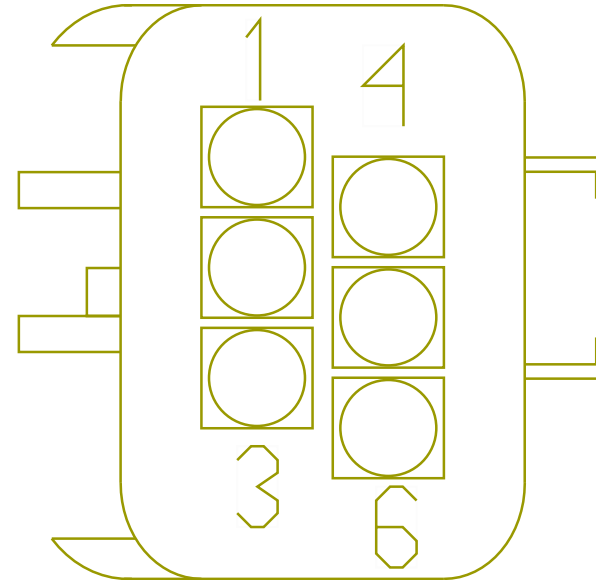


Name	Terminal Part Number	V-Min	Name	Wire Part Number	Wire CSA	Wire Spec	Wire Material description	Wire Color Description	Wire Length	End2 Terminal Part Number	End2 Pin Name	End2 Connector
1	-	-	RCTEM1	-	0.0	16.0	-	GREY	0.0	-	52	M07_1700
2	-	-	RCTEM2	-	0.0	16.0	-	GREY	0.0	-	53	M07_1700
3	-	-	RCTEM3	-	0.0	16.0	-	GREY	0.0	-	54	M07_1700
4	-	-	RCTEM4	-	0.0	16.0	-	GREY	0.0	-	55	M07_1700
5	-	-	RCTEM5	-	0.0	16.0	-	GREY	0.0	-	56	M07_1700
6	-	-	RCTEM6	-	0.0	16.0	-	GREY	0.0	-	57	M07_1700
7	-	-	RCTEM7	-	0.0	16.0	-	GREY	0.0	-	58	M07_1700
8	-	-	RCTEM8	-	0.0	16.0	-	GREY	0.0	-	59	M07_1700

Connector Name M07_7230
 Part Number BLUNT_SL_VC
 Instances B6.7/L9 - Dual Auxiliary Power with Interlock:Diagram1
 B6.7/L9 - Transmission Power Take Off (60AKG):Diagram1
 Mates BLNT-CUSTOMER_AUXILIARY_LO AD-03

Name	Terminal Part Number	V-Min	Name	Wire Part Number	Wire CSA	Wire Spec	Wire Material description	Wire Color Description	Wire Length	End2 Terminal Part Number	End2 Pin Name	End2 Connector
A	-	-	SE103M	-	0.0	12.0	-	LIGHT GREEN	0.0	-	65	M07_1700
B	-	-	SE103N	-	0.0	12.0	-	LIGHT GREEN	0.0	-	66	M07_1700
C	-	-	SE103P	-	0.0	12.0	-	LIGHT GREEN	0.0	-	67	M07_1700

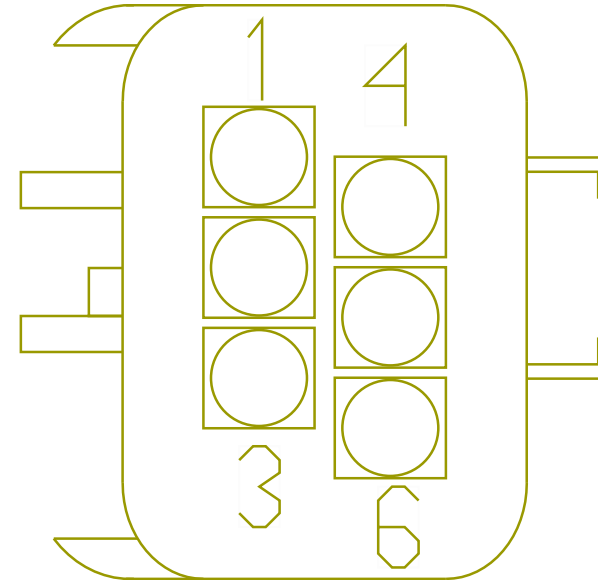
Connector Name M07_8000A
 Part Number 3612306C1
 Instances
 B6.7/L9 - Directional Signals (Turn) (HALOGEN) W/ Plow Lights
 W/O Fender Lights:Diagram2-20" Frame
 B6.7/L9 - Directional Signals (Turn) (HALOGEN) W/O Plow
 Lights W/O Fender Lights:Diagram2- 20" Frame
 B6.7/L9 - Headlights (Halogen) W/O Plow Lights:Diagram3-20"
 FRAME-LCM-0009-W/LOAD SHED
 B6.7/L9 - Headlights (Halogen) W/O Plow Lights:Diagram4-20"
 FRAME-LCM-0009B-N/LOAD SHED
 B6.7/L9 - Marker Lighting (Halogen Headlights) N/Plowlight N/
 Fender N/Guide Posts:Diagram2- 20" Frame
 B6.7/L9 - Marker Lighting (Halogen Headlights) N/Plowlights N/
 Fender W/Guide Posts:Diagram2-20" Frame
 B6.7/L9 - Marker Lighting (Halogen Headlights) W/Plowlight N/
 Fender N/Guide Posts:Diagram2-20" Frame



Mates P9Y_8000F:1

Name	Terminal Part Number	V-Min	Name	Wire Part Number	Wire CSA	Wire Spec	Wire Material description	Wire Color Description	Wire Length	End2 Terminal Part Number	End2 Pin Name	End2 Connector
1	-	-	NH52R	-	0.0	14.0	-	YELLOW 2	0.0	-	3	M07_1700
2	-	-	PA11-GB	-	0.0	14.0	-	WHITE	0.0	-	1	-
2	-	-	MW11-GB	-	0.0	14.0	-	WHITE	0.0	-	X	-
2	-	-	MV11-GB	-	0.0	14.0	-	WHITE	0.0	-	1	-
2	-	-	PB11-GB	-	0.0	14.0	-	WHITE	0.0	-	X	-
2	-	-	MV11-GB	-	0.0	14.0	-	WHITE	0.0	-	X	-
3	-	-	NH53R	-	0.0	14.0	-	YELLOW 2	0.0	-	4	M07_1700
4	-	-	NG57R	-	0.0	16.0	-	ORANGE	0.0	-	X	-
4	-	-	NH57R	-	0.0	16.0	-	ORANGE	0.0	-	15	M07_1700
5	-	-	NH54R	-	0.0	14.0	-	BROWN	0.0	-	X	-
5	-	-	NG54R	-	0.0	14.0	-	BROWN	0.0	-	X	-
5	-	-	RB54R	-	0.0	14.0	-	BROWN	0.0	-	X	-

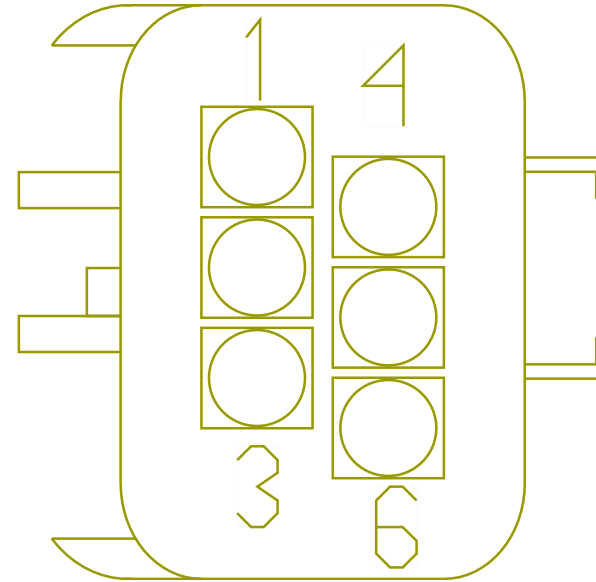
Connector Name M07_8000A
 Part Number 3612306C1
 Instances
 B6.7/L9 - Directional Signals (Turn) (LED CAN) W/ Plow Lights
 W/O Fender Lights:Diagram2- 20" Frame
 B6.7/L9 - Directional Signals (Turn) (LED CAN) W/O Plow Lights
 W/O Fender Lights:Diagram2- 20" Frame
 B6.7/L9 - Headlights (LED CAN) W/ Plow Lights:Diagram3-20"
 FRAME-LCM-0009-W/LOAD SHED
 B6.7/L9 - Headlights (LED CAN) W/ Plow Lights:Diagram4-20"
 FRAME-LCM-0009B-N/LOAD SHED
 B6.7/L9 - Marker Lighting (LED CAN Headlamp) N/Plow Lts N/
 Fender Lts N/Guide Posts:Diagram2-20" Frame
 B6.7/L9 - Marker Lighting (LED CAN Headlamp) N/Plow Lts N/
 Fender Lts W/Guide Posts:Diagram2-20" Frame
 B6.7/L9 - Marker Lighting (LED CAN Headlamp) W/Plow Lts N/
 Fender Lts N/Guide Posts:Diagram2-20" Frame



Mates P9Z_8000F

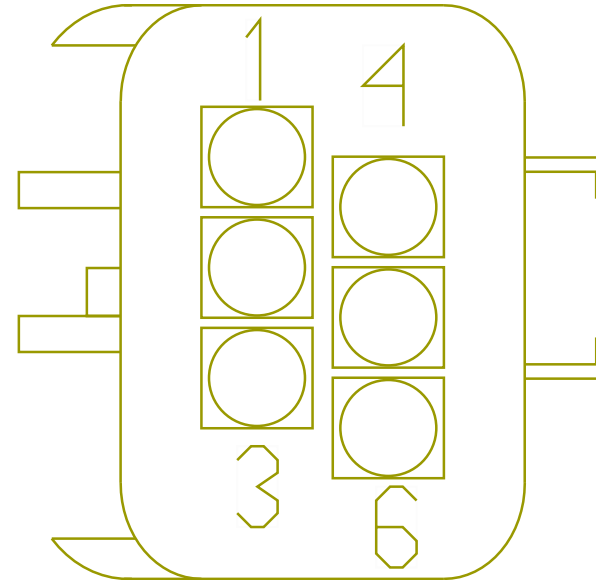
Name	Terminal Part Number	V-Min	Name	Wire Part Number	Wire CSA	Wire Spec	Wire Material description	Wire Color Description	Wire Length	End2 Terminal Part Number	End2 Pin Name	End2 Connector
1	-	-	NL14R	-	0.0	14.0	-	RED	0.0	-	2	M07_1700
1	-	-	NJ14R	-	0.0	14.0	-	RED	0.0	-	2	M07_1700
2	-	-	MW11-GB	-	0.0	14.0	-	WHITE	0.0	-	X	-
2	-	-	MV11-GB	-	0.0	14.0	-	WHITE	0.0	-	1	-
2	-	-	PA11-GB	-	0.0	14.0	-	WHITE	0.0	-	1	-
2	-	-	PB11-GB	-	0.0	14.0	-	WHITE	0.0	-	X	-
3	-	-	NL13R	-	0.0	14.0	-	PINK	0.0	-	4	M07_1700
3	-	-	NJ13R	-	0.0	14.0	-	PINK	0.0	-	4	M07_1700

Connector Name M07_8000A
 Part Number 3612306C1
 Instances B6.7/L9 - Headlights (LED CAN) W/O Plow Lights:Diagram4-20"
 FRAME-LCM-0009B-N/LOAD SHED
 Mates B01_1800F



Name	Terminal Part Number	V-Min	Name	Wire Part Number	Wire CSA	Wire Spec	Wire Material description	Wire Color Description	Wire Length	End2 Terminal Part Number	End2 Pin Name	End2 Connector
1	-	-	NL14R	-	0.0	14.0	-	RED	0.0	-	-	-
1	-	-	NL14L	-	0.0	14.0	-	RED	0.0	-	-	-
2	-	-	MV11-GB	-	0.0	14.0	-	WHITE	0.0	-	-	-
2	-	-	MV11-GA	-	0.0	14.0	-	WHITE	0.0	-	-	-
3	-	-	NL13L	-	0.0	14.0	-	PINK	0.0	-	-	-
3	-	-	NL13R	-	0.0	14.0	-	PINK	0.0	-	-	-

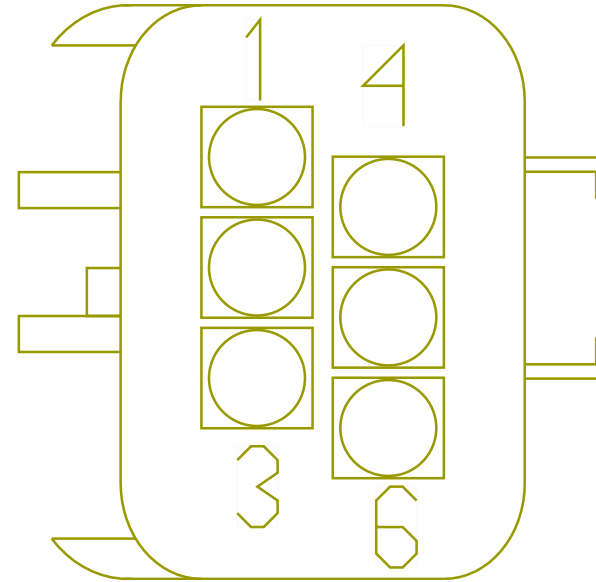
Connector Name M07_8000
 Part Number 3612306C1
 Instances B6.7/L9 - Directional Signals (Turn) (HALOGEN) W/ Plow Lights W/O Fender Lights:Diagram1
 B6.7/L9 - Directional Signals (Turn) (HALOGEN) W/O Plow Lights W/O Fender Lights:Diagram1
 B6.7/L9 - Headlights (Halogen) W/O Plow Lights:Diagram1-LCM-0009-W/LOAD SHED
 B6.7/L9 - Headlights (Halogen) W/O Plow Lights:Diagram2-LCM-0009B-N/LOAD SHED
 B6.7/L9 - Marker Lighting (Halogen Headlights) N/Plowlight N/Fender N/Guide Posts:Diagram1
 B6.7/L9 - Marker Lighting (Halogen Headlights) N/Plowlights N/Fender W/Guide Posts:Diagram1
 B6.7/L9 - Marker Lighting (Halogen Headlights) W/Plowlight N/Fender N/Guide Posts:Diagram1



Mates P9Y_8000F:1

Name	Terminal Part Number	V-Min	Name	Wire Part Number	Wire CSA	Wire Spec	Wire Material description	Wire Color Description	Wire Length	End2 Terminal Part Number	End2 Pin Name	End2 Connector
1	-	-	MH52R	-	0.0	14.0	-	YELLOW 2	0.0	-	3	M07_1700
2	-	-	MZ11_GB	-	0.0	14.0	-	WHITE	0.0	-	X	-
2	-	-	MY11-GB	2643689 R1	1.91	14.0	Std. Wall XLPE Primary Cable	WHITE	2450.0	-	X	-
2	-	-	MK11-GB	-	0.0	14.0	-	WHITE	0.0	-	1	-
2	-	-	MS11-GB	-	0.0	14.0	-	WHITE	0.0	-	X	-
3	-	-	MH53R	-	0.0	14.0	-	YELLOW 2	0.0	-	4	M07_1700
4	-	-	MC57R	-	0.0	16.0	-	ORANGE	0.0	-	X	-
4	-	-	MH57R	-	0.0	16.0	-	ORANGE	0.0	-	15	M07_1700
5	-	-	MH54R	-	0.0	14.0	-	BROWN	0.0	-	PIN1	-
5	-	-	MC54R	-	0.0	14.0	-	BROWN	0.0	-	X	-
5	-	-	RA54R	-	0.0	14.0	-	BROWN	0.0	-	PIN1	-

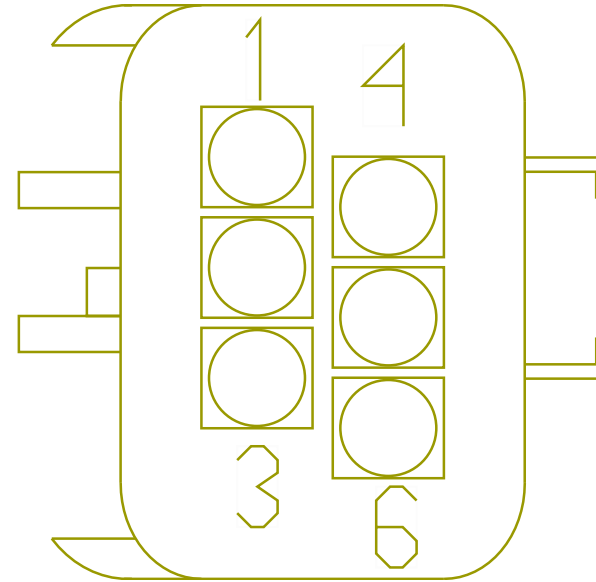
Connector Name M07_8000
 Part Number 3612306C1
 Instances B6.7/L9 - Directional Signals (Turn) (LED CAN) W/O Plow Lights
 W/O Fender Lights:Diagram1
 B6.7/L9 - Headlights (Halogen) W/ Plow Lights:Diagram1-
 LCM-0009-W/LOAD SHED
 B6.7/L9 - Headlights (Halogen) W/ Plow Lights:Diagram2-
 LCM-0009B-N/LOAD SHED
 B6.7/L9 - Headlights (LED CAN) W/ Plow Lights:Diagram2-
 LCM-0009B-N/LOAD SHED
 B6.7/L9 - Marker Lighting (LED CAN Headlamp) N/Plow Lts N/
 Fender Lts W/Guide Posts:Diagram1
 B6.7/L9 - Marker Lighting (LED CAN Headlamp) W/Plow Lts N/
 Fender Lts N/Guide Posts:Diagram1
 Mates P9Z_8000F



Name	Terminal Part Number	V-Min	Name	Wire Part Number	Wire CSA	Wire Spec	Wire Material description	Wire Color Description	Wire Length	End2 Terminal Part Number	End2 Pin Name	End2 Connector
1	-	-	ML14R	-	0.0	14.0	-	RED	0.0	-	2	M07_1700
1	-	-	MC52R	-	0.0	14.0	-	YELLOW 2	0.0	-	3	M07_1700
1	-	-	MB14R	-	0.0	14.0	-	RED	0.0	-	2	M07_1700
1	-	-	MB14R	-	0.0	14.0	-	RED	0.0	-	-	-
2	-	-	MK11-GB	-	0.0	14.0	-	WHITE	0.0	-	1	-
2	-	-	MY11-GB	2643689 R1	1.91	14.0	Std. Wall XLPE Primary Cable	WHITE	2450.0	-	X	-
2	-	-	MZ11-GB	2643689 R1	1.91	14.0	Std. Wall XLPE Primary Cable	WHITE	2450.0	-	1	-
2	-	-	MS11-GB	-	0.0	14.0	-	WHITE	0.0	-	X	-
2	-	-	MS11-GB	-	0.0	14.0	-	WHITE	0.0	-	-	-

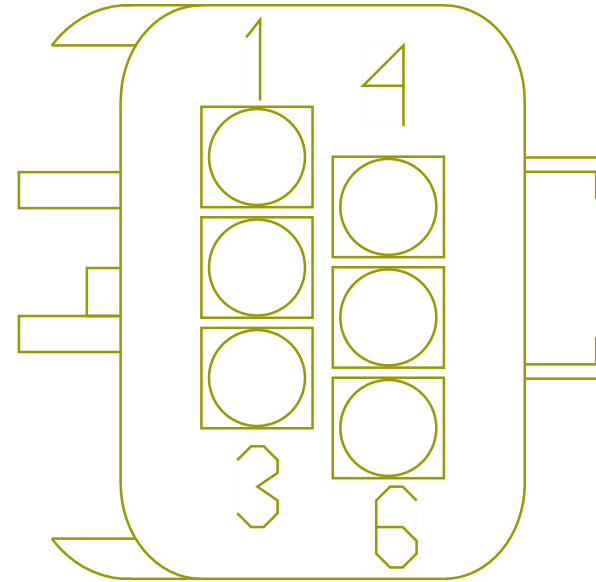
Name	Terminal Part Number	V-Min	Name	Wire Part Number	Wire CSA	Wire Spec	Wire Material description	Wire Color Description	Wire Length	End2 Terminal Part Number	End2 Pin Name	End2 Connector
3	-	-	ML13R	-	0.0	14.0	-	PINK	0.0	-	4	M07_1700
3	-	-	MC53R	-	0.0	14.0	-	YELLOW 2	0.0	-	4	M07_1700
3	-	-	MB13R	-	0.0	14.0	-	PINK	0.0	-	4	M07_1700
3	-	-	MB13R	-	0.0	14.0	-	PINK	0.0	-	-	-

Connector Name M07_8000
 Part Number 3612306C1
 Instances B6.7/L9 - Directional Signals (Turn) (LED CAN) W/ Plow Lights
 W/O Fender Lights:Diagram1
 B6.7/L9 - Headlights (LED CAN) W/ Plow Lights:Diagram1-
 LCM-0009-W/LOAD SHED
 B6.7/L9 - Marker Lighting (LED CAN Headlamp) N/Plow Lts N/
 Fender Lts N/Guide Posts:Diagram1
 Mates P9Z_8000F



Name	Terminal Part Number	V-Min	Name	Wire Part Number	Wire CSA	Wire Spec	Wire Material description	Wire Color Description	Wire Length	End2 Terminal Part Number	End2 Pin Name	End2 Connector
1	-	-	ML14R	-	0.0	14.0	-	RED	0.0	-	2	M07_1700
1	-	-	MB14R	-	0.0	14.0	-	RED	0.0	-	2	M07_1700
2	-	-	MK11-GB	-	0.0	14.0	-	WHITE	0.0	-	1	-
2	-	-	MZ11-GB	2643689 R1	1.91	14.0	Std. Wall XLPE Primary Cable	WHITE	2450.0	-	X	-
2	-	-	MS11-GB	-	0.0	14.0	-	WHITE	0.0	-	X	-
3	-	-	ML13R	-	0.0	14.0	-	PINK	0.0	-	4	M07_1700
3	-	-	MB13R	-	0.0	14.0	-	PINK	0.0	-	4	M07_1700

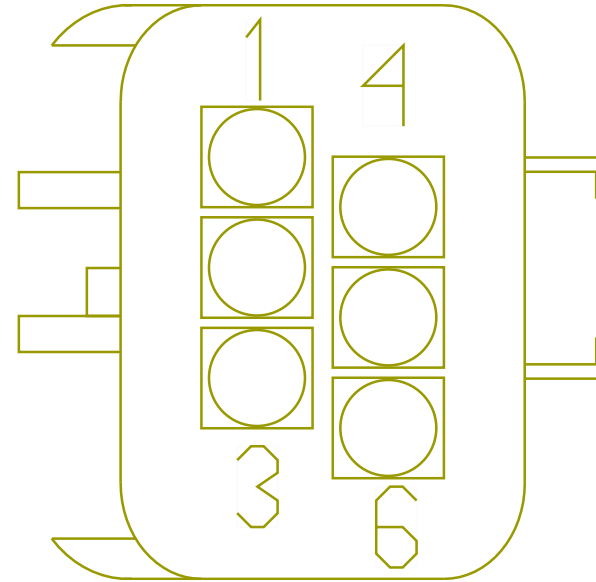
Connector Name M07_8000
 Part Number 3612306C1
 Instances B6.7/L9 - Headlights (LED CAN) W/O Plow Lights:Diagram1-
 LCM-0009-W/LOAD SHED
 B6.7/L9 - Headlights (LED CAN) W/O Plow Lights:Diagram2-
 LCM-0009B-N/LOAD SHED
 B6.7/L9 - Headlights (LED CAN) W/O Plow Lights:Diagram3-20"
 FRAME-LCM-0009-W/LOAD SHED
 Mates P10E_8000F



Name	Terminal Part Number	V-Min	Name	Wire Part Number	Wire CSA	Wire Spec	Wire Material description	Wire Color Description	Wire Length	End2 Terminal Part Number	End2 Pin Name	End2 Connector
1	-	-	ML14R	-	0.0	14.0	-	RED	0.0	-	2	M07_1700
1	-	-	ML14L	-	0.0	16.0	-	RED	0.0	-	1	M07_1700
1	-	-	NL14R	-	0.0	14.0	-	RED	0.0	-	2	M07_1700
1	-	-	NL14L	-	0.0	14.0	-	RED	0.0	-	1	M07_1700
2	-	-	MY11-GB	2643689 R1	1.91	14.0	Std. Wall XLPE Primary Cable	WHITE	2450.0	-	X	-
2	-	-	MY11-GA	2643689 R1	1.91	14.0	Std. Wall XLPE Primary Cable	WHITE	3410.0	-	X	-
2	-	-	MV11-GB	-	0.0	14.0	-	WHITE	0.0	-	X	-
2	-	-	MV11-GA	-	0.0	14.0	-	WHITE	0.0	-	X	-
3	-	-	ML13R	-	0.0	14.0	-	PINK	0.0	-	4	M07_1700
3	-	-	ML13L	-	0.0	14.0	-	PINK	0.0	-	3	M07_1700

Name	Terminal Part Number	V-Min	Name	Wire Part Number	Wire CSA	Wire Spec	Wire Material description	Wire Color Description	Wire Length	End2 Terminal Part Number	End2 Pin Name	End2 Connector
3	-	-	NL13L	-	0.0	14.0	-	PINK	0.0	-	3	M07_1700
3	-	-	NL13R	-	0.0	14.0	-	PINK	0.0	-	4	M07_1700

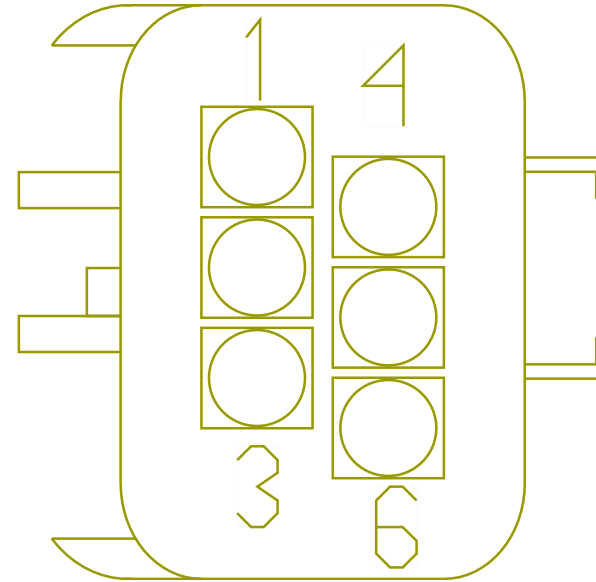
Connector Name M07_8001A
 Part Number 3612306C1
 Instances B6.7/L9 - Directional Signals (Turn) (HALOGEN) W/ Plow Lights W/O Fender Lights:Diagram2-20" Frame
 B6.7/L9 - Directional Signals (Turn) (HALOGEN) W/O Plow Lights W/O Fender Lights:Diagram2- 20" Frame
 B6.7/L9 - Headlights (Halogen) W/O Plow Lights:Diagram3-20" FRAME-LCM-0009-W/LOAD SHED
 B6.7/L9 - Headlights (Halogen) W/O Plow Lights:Diagram4-20" FRAME-LCM-0009B-N/LOAD SHED
 B6.7/L9 - Marker Lighting (Halogen Headlights) N/Plowlight N/ Fender N/Guide Posts:Diagram2- 20" Frame
 B6.7/L9 - Marker Lighting (Halogen Headlights) N/Plowlights N/ Fender W/Guide Posts:Diagram2-20" Frame
 B6.7/L9 - Marker Lighting (Halogen Headlights) W/Plowlight N/ Fender N/Guide Posts:Diagram2-20" Frame



Mates P9Y_8000F:2

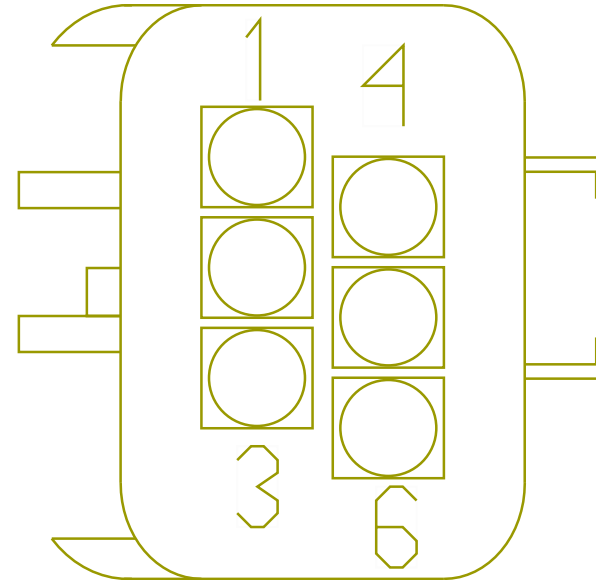
Name	Terminal Part Number	V-Min	Name	Wire Part Number	Wire CSA	Wire Spec	Wire Material description	Wire Color Description	Wire Length	End2 Terminal Part Number	End2 Pin Name	End2 Connector
1	-	-	NH52L	-	0.0	14.0	-	YELLOW 2	0.0	-	1	M07_1700
2	-	-	PA11-GA	-	0.0	14.0	-	WHITE	0.0	-	1	-
2	-	-	MW11-GA	-	0.0	14.0	-	WHITE	0.0	-	X	-
2	-	-	MV11-GA	-	0.0	14.0	-	WHITE	0.0	-	1	-
2	-	-	PB11-GA	-	0.0	14.0	-	WHITE	0.0	-	X	-
2	-	-	MV11-GA	-	0.0	14.0	-	WHITE	0.0	-	X	-
3	-	-	NH53L	-	0.0	14.0	-	YELLOW 2	0.0	-	2	M07_1700
4	-	-	NG56L	-	0.0	16.0	-	ORANGE	0.0	-	1	-
4	-	-	NH56L	-	0.0	16.0	-	ORANGE	0.0	-	14	M07_1700
5	-	-	NH54L	-	0.0	14.0	-	BROWN	0.0	-	X	-
5	-	-	NG54L	-	0.0	14.0	-	BROWN	0.0	-	X	-
5	-	-	RB54L	-	0.0	14.0	-	BROWN	0.0	-	X	-

Connector Name M07_8001A
 Part Number 3612306C1
 Instances
 B6.7/L9 - Directional Signals (Turn) (LED CAN) W/ Plow Lights
 W/O Fender Lights:Diagram2- 20" Frame
 B6.7/L9 - Directional Signals (Turn) (LED CAN) W/O Plow Lights
 W/O Fender Lights:Diagram2- 20" Frame
 B6.7/L9 - Headlights (LED CAN) W/ Plow Lights:Diagram3-20"
 FRAME-LCM-0009-W/LOAD SHED
 B6.7/L9 - Headlights (LED CAN) W/ Plow Lights:Diagram4-20"
 FRAME-LCM-0009B-N/LOAD SHED
 B6.7/L9 - Marker Lighting (LED CAN Headlamp) N/Plow Lts N/
 Fender Lts N/Guide Posts:Diagram2-20" Frame
 B6.7/L9 - Marker Lighting (LED CAN Headlamp) N/Plow Lts N/
 Fender Lts W/Guide Posts:Diagram2-20" Frame
 B6.7/L9 - Marker Lighting (LED CAN Headlamp) W/Plow Lts N/
 Fender Lts N/Guide Posts:Diagram2-20" Frame
 Mates P9Z_8000F



Name	Terminal Part Number	V-Min	Name	Wire Part Number	Wire CSA	Wire Spec	Wire Material description	Wire Color Description	Wire Length	End2 Terminal Part Number	End2 Pin Name	End2 Connector
1	-	-	NL14L	-	0.0	14.0	-	RED	0.0	-	1	M07_1700
1	-	-	NJ14L	-	0.0	14.0	-	RED	0.0	-	1	M07_1700
2	-	-	MW11-GA	-	0.0	14.0	-	WHITE	0.0	-	X	-
2	-	-	MV11-GA	-	0.0	14.0	-	WHITE	0.0	-	1	-
2	-	-	PA11-GA	-	0.0	14.0	-	WHITE	0.0	-	1	-
2	-	-	PB11-GA	-	0.0	14.0	-	WHITE	0.0	-	X	-
3	-	-	NL13L	-	0.0	14.0	-	PINK	0.0	-	3	M07_1700
3	-	-	NJ13L	-	0.0	14.0	-	PINK	0.0	-	3	M07_1700

Connector Name M07_8001
 Part Number 3612306C1
 Instances
 B6.7/L9 - Directional Signals (Turn) (HALOGEN) W/ Plow Lights W/O Fender Lights:Diagram1
 B6.7/L9 - Directional Signals (Turn) (HALOGEN) W/O Plow Lights W/O Fender Lights:Diagram1
 B6.7/L9 - Headlights (Halogen) W/ Plow Lights:Diagram1-LCM-0009-W/LOAD SHED
 B6.7/L9 - Headlights (Halogen) W/ Plow Lights:Diagram2-LCM-0009B-N/LOAD SHED
 B6.7/L9 - Headlights (Halogen) W/O Plow Lights:Diagram1-LCM-0009-W/LOAD SHED
 B6.7/L9 - Headlights (Halogen) W/O Plow Lights:Diagram2-LCM-0009B-N/LOAD SHED
 B6.7/L9 - Marker Lighting (Halogen Headlights) N/Plowlight N/Fender N/Guide Posts:Diagram1
 B6.7/L9 - Marker Lighting (Halogen Headlights) N/Plowlights N/Fender W/Guide Posts:Diagram1
 B6.7/L9 - Marker Lighting (Halogen Headlights) W/Plowlight N/Fender N/Guide Posts:Diagram1

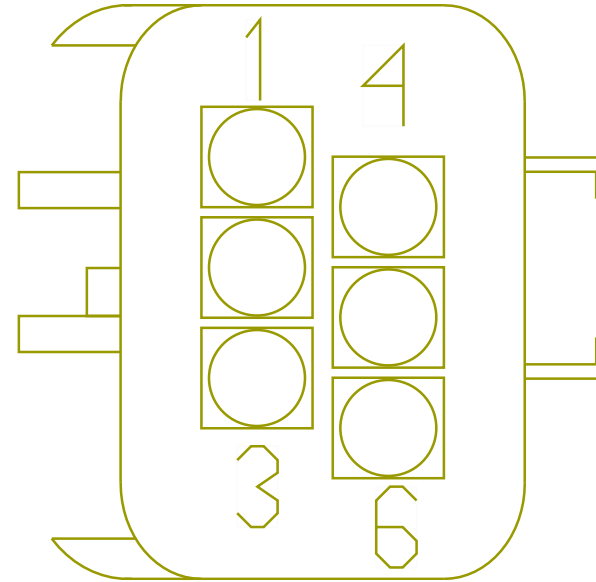


Mates P9Y_8000F

Name	Terminal Part Number	V-Min	Name	Wire Part Number	Wire CSA	Wire Spec	Wire Material description	Wire Color Description	Wire Length	End2 Terminal Part Number	End2 Pin Name	End2 Connector
1	-	-	MH52L	-	0.0	14.0	-	YELLOW 2	0.0	-	1	M07_1700
1	-	-	MC52L	-	0.0	14.0	-	YELLOW 2	0.0	-	1	M07_1700
2	-	-	MZ11-GA	2643689 R1	1.91	14.0	Std. Wall XLPE Primary Cable	WHITE	3410.0	-	X	-
2	-	-	MY11_GA	-	0.0	14.0	-	WHITE	0.0	-	X	-
2	-	-	MY11-GA	2643689 R1	1.91	14.0	Std. Wall XLPE Primary Cable	WHITE	3410.0	-	X	-
2	-	-	MK11-GA	-	0.0	14.0	-	WHITE	0.0	-	1	-

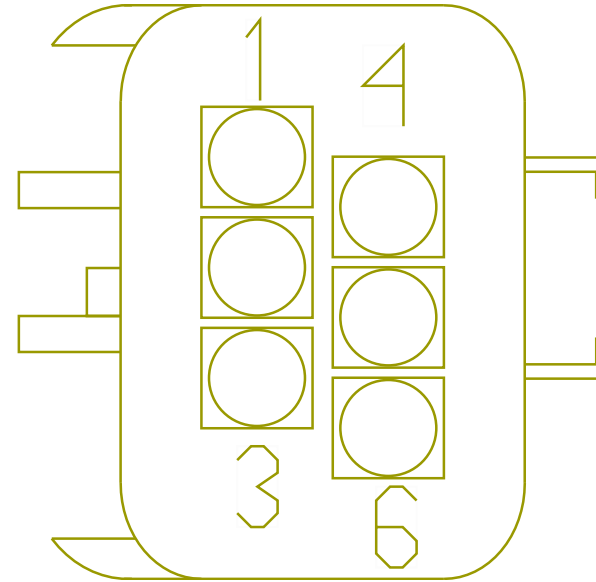
Name	Terminal Part Number	V-Min	Name	Wire Part Number	Wire CSA	Wire Spec	Wire Material description	Wire Color Description	Wire Length	End2 Terminal Part Number	End2 Pin Name	End2 Connector
2	-	-	MZ11-GA	2643689 R1	1.91	14.0	Std. Wall XLPE Primary Cable	WHITE	3410.0	-	1	-
2	-	-	MS11-GA	-	0.0	14.0	-	WHITE	0.0	-	X	-
3	-	-	MH53L	-	0.0	14.0	-	YELLOW 2	0.0	-	2	M07_1700
3	-	-	MC53L	-	0.0	14.0	-	YELLOW 2	0.0	-	2	M07_1700
4	-	-	MC56L	-	0.0	16.0	-	ORANGE	0.0	-	X	-
4	-	-	MH56L	-	0.0	16.0	-	ORANGE	0.0	-	14	M07_1700
5	-	-	MH54L	-	0.0	14.0	-	BROWN	0.0	-	PIN1	-
5	-	-	MC54L	-	0.0	14.0	-	BROWN	0.0	-	X	-
5	-	-	RA54L	-	0.0	14.0	-	BROWN	0.0	-	PIN1	-

Connector Name M07_8001
 Part Number 3612306C1
 Instances B6.7/L9 - Directional Signals (Turn) (LED CAN) W/O Plow Lights
 W/O Fender Lights:Diagram1
 B6.7/L9 - Headlights (LED CAN) W/ Plow Lights:Diagram1-
 LCM-0009-W/LOAD SHED
 B6.7/L9 - Marker Lighting (LED CAN Headlamp) N/Plow Lts N/
 Fender Lts N/Guide Posts:Diagram1
 Mates P9Z_8000F



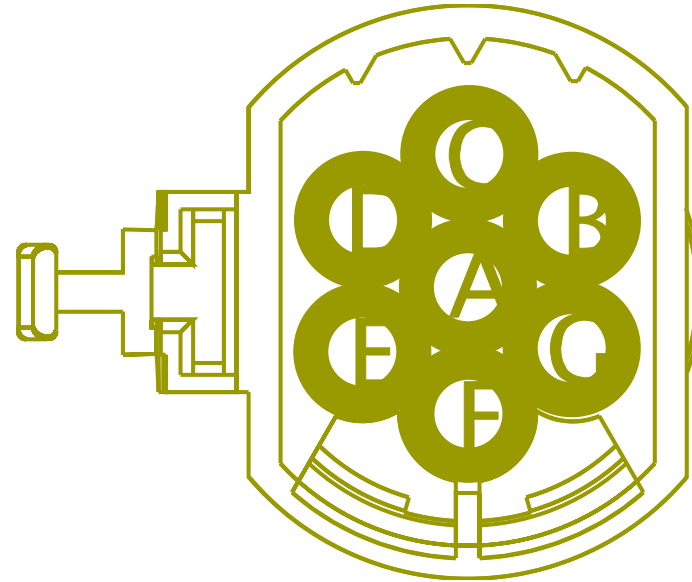
Name	Terminal Part Number	V-Min	Name	Wire Part Number	Wire CSA	Wire Spec	Wire Material description	Wire Color Description	Wire Length	End2 Terminal Part Number	End2 Pin Name	End2 Connector
1	-	-	ML14L	-	0.0	16.0	-	RED	0.0	-	1	M07_1700
1	-	-	MB14L	-	0.0	14.0	-	RED	0.0	-	1	M07_1700
2	-	-	MY11-GA	2643689 R1	1.91	14.0	Std. Wall XLPE Primary Cable	WHITE	3410.0	-	X	-
2	-	-	MK11-GA	-	0.0	14.0	-	WHITE	0.0	-	1	-
2	-	-	MS11-GA	-	0.0	14.0	-	WHITE	0.0	-	X	-
3	-	-	ML13L	-	0.0	14.0	-	PINK	0.0	-	3	M07_1700
3	-	-	MB13L	-	0.0	14.0	-	PINK	0.0	-	3	M07_1700

Connector Name M07_8001
 Part Number 3612306C1
 Instances B6.7/L9 - Directional Signals (Turn) (LED CAN) W/ Plow Lights W/O Fender Lights:Diagram1
 B6.7/L9 - Headlights (LED CAN) W/ Plow Lights:Diagram2-LCM-0009B-N/LOAD SHED
 B6.7/L9 - Marker Lighting (LED CAN Headlamp) N/Plow Lts N/ Fender Lts W/Guide Posts:Diagram1
 B6.7/L9 - Marker Lighting (LED CAN Headlamp) W/Plow Lts N/ Fender Lts N/Guide Posts:Diagram1
 Mates P9Z_8000F



Name	Terminal Part Number	V-Min	Name	Wire Part Number	Wire CSA	Wire Spec	Wire Material description	Wire Color Description	Wire Length	End2 Terminal Part Number	End2 Pin Name	End2 Connector
1	-	-	ML14L	-	0.0	16.0	-	RED	0.0	-	1	M07_1700
1	-	-	MB14L	-	0.0	14.0	-	RED	0.0	-	1	M07_1700
1	-	-	MB14L	-	0.0	14.0	-	RED	0.0	-	-	-
2	-	-	MK11-GA	-	0.0	14.0	-	WHITE	0.0	-	1	-
2	-	-	MZ11-GA	2643689 R1	1.91	14.0	Std. Wall XLPE Primary Cable	WHITE	3410.0	-	X	-
2	-	-	MS11-GA	-	0.0	14.0	-	WHITE	0.0	-	X	-
2	-	-	MS11-GA	-	0.0	14.0	-	WHITE	0.0	-	-	-
3	-	-	ML13L	-	0.0	14.0	-	PINK	0.0	-	3	M07_1700
3	-	-	MB13L	-	0.0	14.0	-	PINK	0.0	-	3	M07_1700
3	-	-	MB13L	-	0.0	14.0	-	PINK	0.0	-	-	-

Connector Name M07_8102
 Part Number 2039311C91
 Instances B6.7/L9 - Directional Signals (Turn) (HALOGEN) W/ Plow Lights W/O Fender Lights:Diagram1
 B6.7/L9 - Directional Signals (Turn) (HALOGEN) W/ Plow Lights W/O Fender Lights:Diagram2-20" Frame
 B6.7/L9 - Directional Signals (Turn) (LED CAN) W/ Plow Lights W/O Fender Lights:Diagram1
 B6.7/L9 - Directional Signals (Turn) (LED CAN) W/ Plow Lights W/O Fender Lights:Diagram2- 20" Frame
 B6.7/L9 - Headlights (Halogen) W/ Plow Lights:Diagram1-LCM-0009-W/LOAD SHED
 B6.7/L9 - Headlights (Halogen) W/ Plow Lights:Diagram2-LCM-0009B-N/LOAD SHED
 B6.7/L9 - Headlights (LED CAN) W/ Plow Lights:Diagram1-LCM-0009-W/LOAD SHED
 B6.7/L9 - Headlights (LED CAN) W/ Plow Lights:Diagram2-LCM-0009B-N/LOAD SHED
 B6.7/L9 - Headlights (LED CAN) W/ Plow Lights:Diagram3-20" FRAME-LCM-0009-W/LOAD SHED
 B6.7/L9 - Headlights (LED CAN) W/ Plow Lights:Diagram4-20" FRAME-LCM-0009B-N/LOAD SHED
 B6.7/L9 - Marker Lighting (Halogen Headlights) W/Plowlight N/ Fender N/Guide Posts:Diagram1
 B6.7/L9 - Marker Lighting (Halogen Headlights) W/Plowlight N/ Fender N/Guide Posts:Diagram2-20" Frame
 B6.7/L9 - Marker Lighting (LED CAN Headlamp) W/Plow Lts N/ Fender Lts N/Guide Posts:Diagram1
 B6.7/L9 - Marker Lighting (LED CAN Headlamp) W/Plow Lts N/ Fender Lts N/Guide Posts:Diagram2-20" Frame



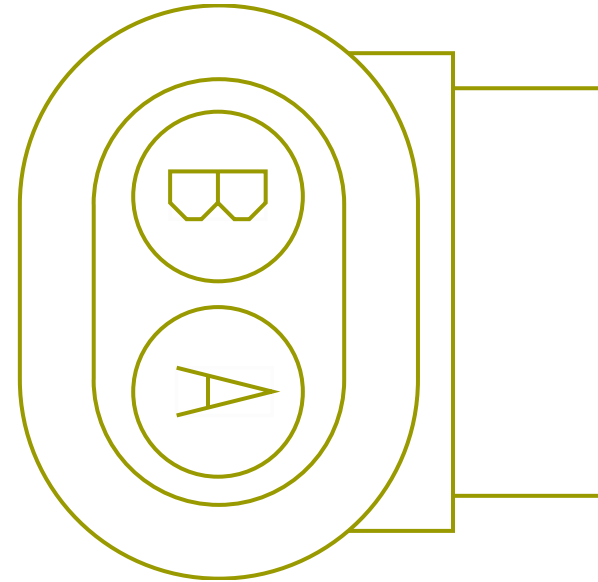
Mates DEV-VD_SNOW_PLOW_LIGHT-01

Name	Terminal Part Number	V-Min	Name	Wire Part Number	Wire CSA	Wire Spec	Wire Material description	Wire Color Description	Wire Length	End2 Terminal Part Number	End2 Pin Name	End2 Connector
A	-	-	MC64HI	2643693 R1	1.91	14.0	Std. Wall XLPE Primary Cable	YELLOW 2	1690.0	-	1	-
A	-	-	MB64HI	-	0.0	14.0	-	YELLOW 2	0.0	-	PIN1	-

Name	Terminal Part Number	V-Min	Name	Wire Part Number	Wire CSA	Wire Spec	Wire Material description	Wire Color Description	Wire Length	End2 Terminal Part Number	End2 Pin Name	End2 Connect or
A	-	-	NJ64HI	-	0.0	14.0	-	YELLOW 2	0.0	-	X	-
B	-	-	MZ11-GS	-	0.0	14.0	-	WHITE	0.0	-	X	-
B	-	-	PA11-GS	-	0.0	14.0	-	WHITE	0.0	-	1	-
B	-	-	MZ11-GS	-	0.0	14.0	-	WHITE	0.0	-	1	-
B	-	-	MS11-GS	-	0.0	14.0	-	WHITE	0.0	-	X	-
B	-	-	PB11-GS	-	0.0	14.0	-	WHITE	0.0	-	X	-
B	-	-	PB11-GS	-	0.0	14.0	-	WHITE	0.0	-	-	-
C	-	-	MC64LO	2643693 R1	1.91	14.0	Std. Wall XLPE Primary Cable	YELLOW 2	1790.0	-	X	-
C	-	-	MB64LO	-	0.0	14.0	-	YELLOW 2	0.0	-	PIN1	-
C	-	-	NJ64LO	-	0.0	14.0	-	YELLOW 2	0.0	-	PIN1	-
D	-	-	MC56S	-	0.0	16.0	-	YELLOW 2	0.0	-	X	-
D	-	-	NG56S	-	0.0	16.0	-	YELLOW 2	0.0	-	1	-
D	-	-	MB56S	-	0.0	16.0	-	YELLOW 2	0.0	-	14	M07_1700
D	-	-	NJ56S	-	0.0	16.0	-	YELLOW 2	0.0	-	14	M07_1700
E	-	-	MB54S	-	0.0	14.0	-	BROWN	0.0	-	5	M07_1700
E	-	-	NJ54S	-	0.0	14.0	-	BROWN	0.0	-	5	M07_1700
E	-	-	MC54S	-	0.0	14.0	-	WHITE	0.0	-	X	-
E	-	-	NG54S	-	0.0	14.0	-	WHITE	0.0	-	X	-
F	-	-	MC57S	-	0.0	16.0	-	LIGHT GREEN	0.0	-	X	-

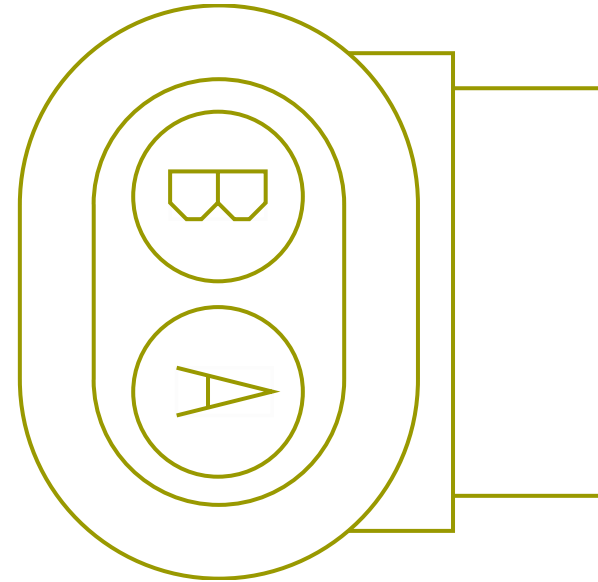
Name	Terminal Part Number	V-Min	Name	Wire Part Number	Wire CSA	Wire Spec	Wire Material description	Wire Color Description	Wire Length	End2 Terminal Part Number	End2 Pin Name	End2 Connector
F	-	-	NG57S	-	0.0	16.0	-	LIGHT GREEN	0.0	-	X	-
F	-	-	MB57S	-	0.0	16.0	-	LIGHT GREEN	0.0	-	15	M07_1700
F	-	-	NJ57S	-	0.0	16.0	-	LIGHT GREEN	0.0	-	15	M07_1700

Connector Name M07_8150A
 Part Number 1661778C1
 Instances B6.7/L9 - Marker Lighting (Halogen Headlights) N/Plowlights N/
 Fender W/Guide Posts:Diagram2-20" Frame
 B6.7/L9 - Marker Lighting (LED CAN Headlamp) N/Plow Lts N/
 Fender Lts W/Guide Posts:Diagram2-20" Frame



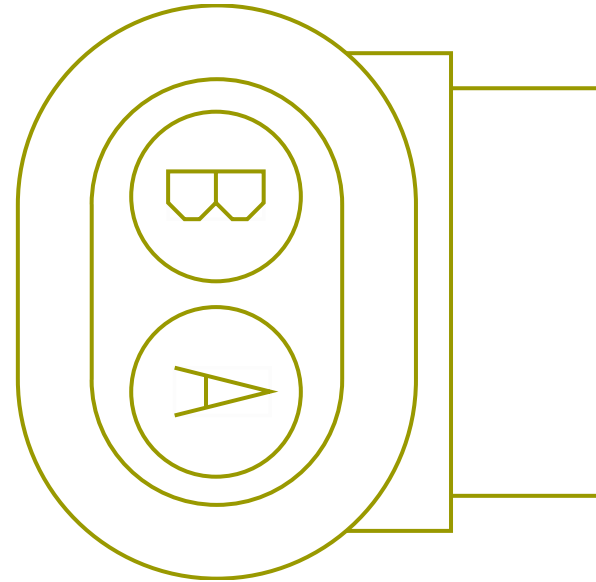
Name	Terminal Part Number	V-Min	Name	Wire Part Number	Wire CSA	Wire Spec	Wire Material description	Wire Color Description	Wire Length	End2 Terminal Part Number	End2 Pin Name	End2 Connector
A	-	-	RG54H	-	0.0	16.0	-	BROWN	0.0	-	1	-
A	-	-	RB54H	-	0.0	16.0	-	BROWN	0.0	-	X	-
B	-	-	RG54-GA	-	0.0	16.0	-	WHITE	0.0	-	-	-
B	-	-	RB54-GA	-	0.0	16.0	-	WHITE	0.0	-	-	-

Connector Name M07_8150
 Part Number 1661778C1
 Instances B6.7/L9 - Marker Lighting (Halogen Headlights) N/Plowlights N/
 Fender W/Guide Posts:Diagram1
 B6.7/L9 - Marker Lighting (LED CAN Headlamp) N/Plow Lts N/
 Fender Lts W/Guide Posts:Diagram1
 Mates DEV-LH_GUIDE_POST-02



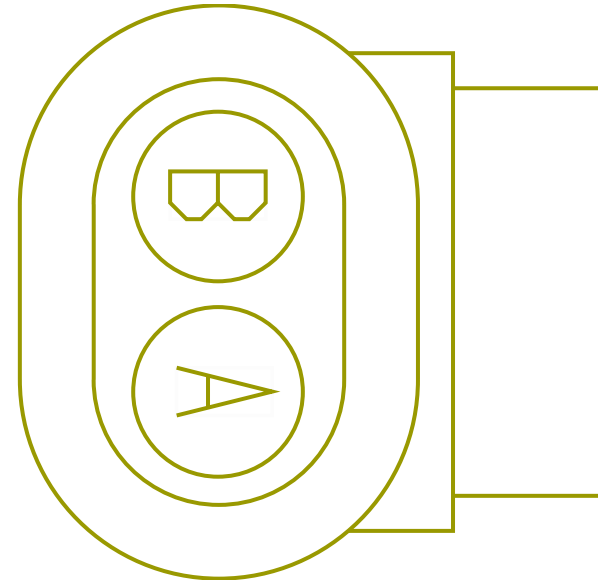
Name	Terminal Part Number	V-Min	Name	Wire Part Number	Wire CSA	Wire Spec	Wire Material description	Wire Color Description	Wire Length	End2 Terminal Part Number	End2 Pin Name	End2 Connector
A	-	-	RF54H	-	0.0	16.0	-	BROWN	0.0	-	PIN1	-
A	-	-	RA54H	-	0.0	16.0	-	BROWN	0.0	-	PIN1	-
B	-	-	RF54-GA	-	0.0	16.0	-	WHITE	0.0	-	-	-
B	-	-	RA54-GA	-	0.0	16.0	-	WHITE	0.0	-	-	-

Connector Name M07_8151A
 Part Number 1661778C1
 Instances B6.7/L9 - Marker Lighting (Halogen Headlights) N/Plowlights N/
 Fender W/Guide Posts:Diagram2-20" Frame
 B6.7/L9 - Marker Lighting (LED CAN Headlamp) N/Plow Lts N/
 Fender Lts W/Guide Posts:Diagram2-20" Frame



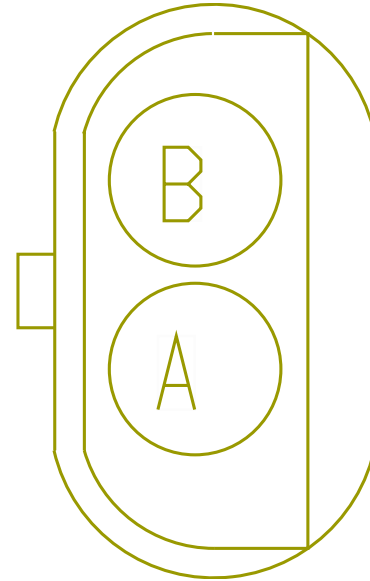
Name	Terminal Part Number	V-Min	Name	Wire Part Number	Wire CSA	Wire Spec	Wire Material description	Wire Color Description	Wire Length	End2 Terminal Part Number	End2 Pin Name	End2 Connector
A	-	-	RG54J	-	0.0	16.0	-	BROWN	0.0	-	1	-
A	-	-	RB54J	-	0.0	16.0	-	BROWN	0.0	-	X	-
B	-	-	RG54-GB	-	0.0	16.0	-	WHITE	0.0	-	-	-
B	-	-	RB54-GB	-	0.0	16.0	-	WHITE	0.0	-	-	-

Connector Name M07_8151
 Part Number 1661778C1
 Instances B6.7/L9 - Marker Lighting (Halogen Headlights) N/Plowlights N/
 Fender W/Guide Posts:Diagram1
 B6.7/L9 - Marker Lighting (LED CAN Headlamp) N/Plow Lts N/
 Fender Lts W/Guide Posts:Diagram1
 Mates DEV-RH_GUIDE_POST-02



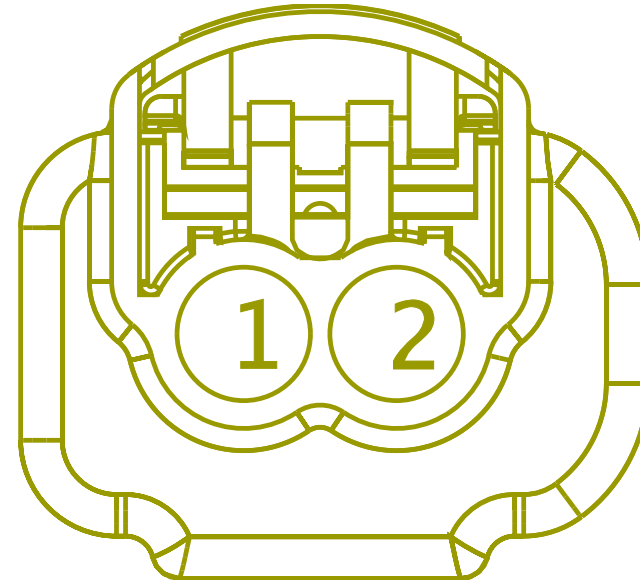
Name	Terminal Part Number	V-Min	Name	Wire Part Number	Wire CSA	Wire Spec	Wire Material description	Wire Color Description	Wire Length	End2 Terminal Part Number	End2 Pin Name	End2 Connector
A	-	-	RF54J	-	0.0	16.0	-	BROWN	0.0	-	PIN1	-
A	-	-	RA54J	-	0.0	16.0	-	BROWN	0.0	-	PIN1	-
B	-	-	RF54-GB	-	0.0	16.0	-	WHITE	0.0	-	-	-
B	-	-	RA54-GB	-	0.0	16.0	-	WHITE	0.0	-	-	-

Connector Name M07_8200A
 Part Number 587567C91
 Instances B6.7/L9 - Prewire Front Fog Lights:Diagram1
 Mates DEV-FOG_RH_FRONT-02



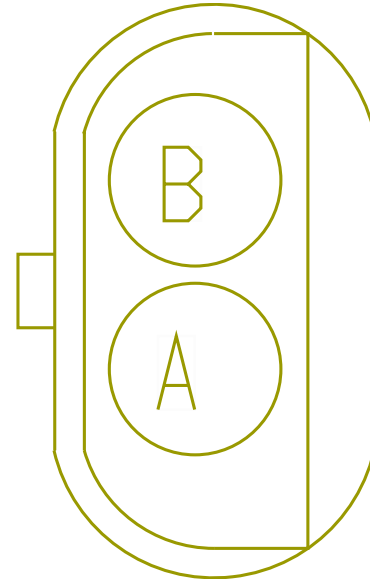
Name	Terminal Part Number	V-Min	Name	Wire Part Number	Wire CSA	Wire Spec	Wire Material description	Wire Color Description	Wire Length	End2 Terminal Part Number	End2 Pin Name	End2 Connector
A	-	-	MD64B	3510336 R1	1.16	16.0	Thin Wall XLPE Primary Cable	YELLOW 2	3240.0	-	23	M07_1700
B	-	-	MD64-GB	3510360 R1	1.16	16.0	Thin Wall XLPE Primary Cable	WHITE	2020.0	-	-	-

Connector Name M07_8200
 Part Number 6131286C1
 Instances B6.7/L9 - Front Fog Lamps:Diagram1
 Mates DEV-FOG_RH_FRONT-01



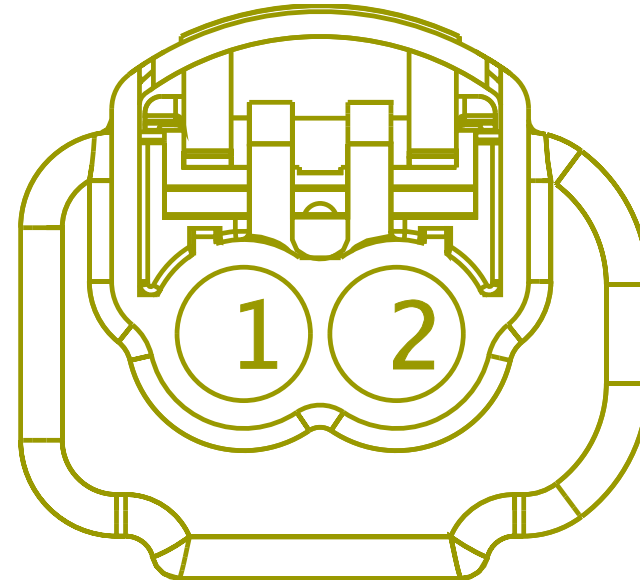
Name	Terminal Part Number	V-Min	Name	Wire Part Number	Wire CSA	Wire Spec	Wire Material description	Wire Color Description	Wire Length	End2 Terminal Part Number	End2 Pin Name	End2 Connector
1	-	-	MG64B	-	0.0	16.0	-	YELLOW 2	0.0	-	23	M07_1700
2	-	-	MG64-GB	-	0.0	16.0	-	WHITE	0.0	-	-	-

Connector Name M07_8201A
 Part Number 587567C91
 Instances B6.7/L9 - Prewire Front Fog Lights:Diagram1
 Mates DEV-FOG_LH_FRONT-02



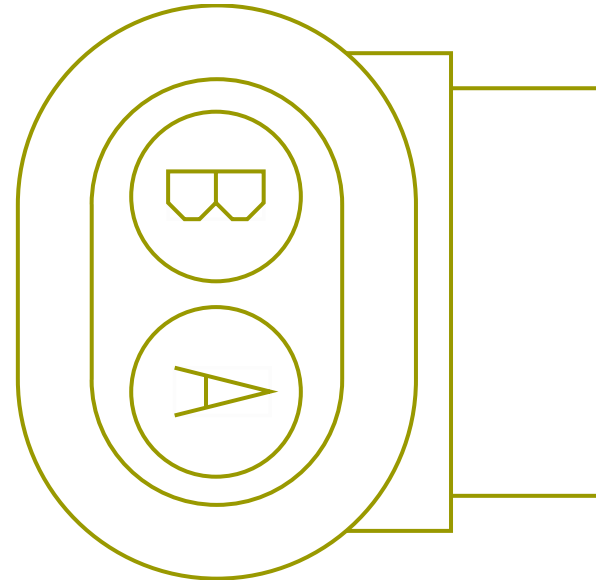
Name	Terminal Part Number	V-Min	Name	Wire Part Number	Wire CSA	Wire Spec	Wire Material description	Wire Color Description	Wire Length	End2 Terminal Part Number	End2 Pin Name	End2 Connector
A	-	-	MD64A	2643684 R1	1.16	16.0	Std. Wall XLPE Primary Cable	YELLOW 2	2400.0	-	22	M07_1700
B	-	-	MD64-GA	2643681 R1	1.16	16.0	Std. Wall XLPE Primary Cable	WHITE	2035.0	-	-	-

Connector Name M07_8201
 Part Number 6131286C1
 Instances B6.7/L9 - Front Fog Lamps:Diagram1
 Mates DEV-FOG_LH_FRONT-01



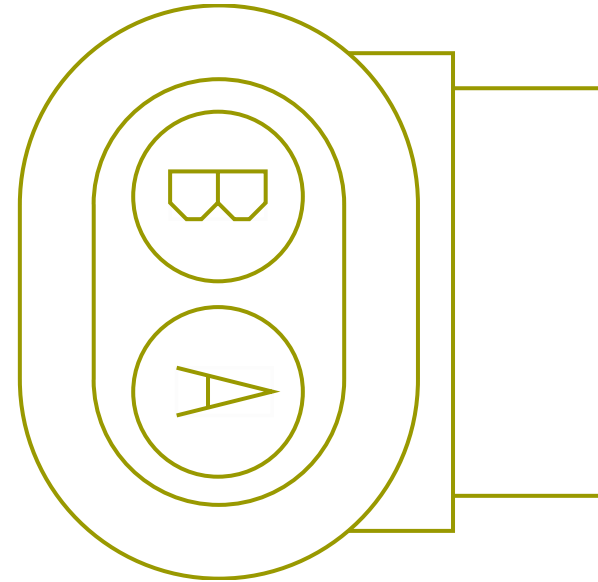
Name	Terminal Part Number	V-Min	Name	Wire Part Number	Wire CSA	Wire Spec	Wire Material description	Wire Color Description	Wire Length	End2 Terminal Part Number	End2 Pin Name	End2 Connector
1	-	-	MG64A	-	0.0	16.0	-	YELLOW 2	0.0	-	22	M07_1700
2	-	-	MG64-GA	-	0.0	16.0	-	WHITE	0.0	-	-	-

Connector Name M07_8301A
 Part Number 1661778C1
 Instances B6.7 - City Horn W/4PIN CLK:Diagram2-20" Frame
 L9 - City Horn W/4PIN CLK:Diagram2-20" Frame
 Mates P107_8310



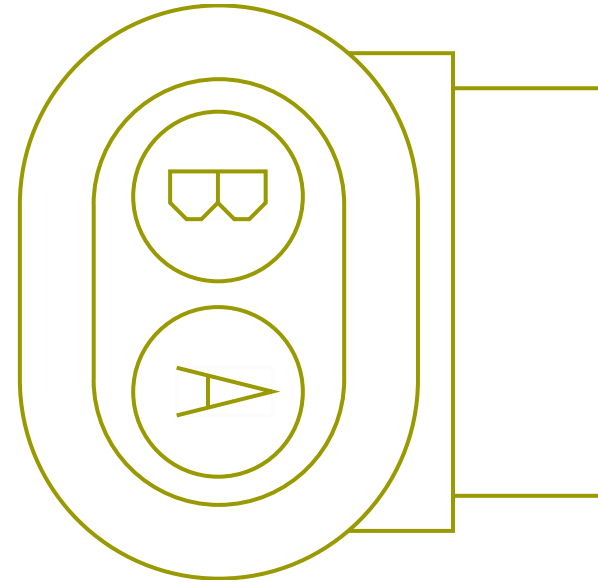
Name	Terminal Part Number	V-Min	Name	Wire Part Number	Wire CSA	Wire Spec	Wire Material description	Wire Color Description	Wire Length	End2 Terminal Part Number	End2 Pin Name	End2 Connector
A	-	-	PC85E	-	0.0	16.0	-	GREY	0.0	-	21	M07_1700
B	-	-	PA85-GA	-	0.0	16.0	-	WHITE	0.0	-	X	-

Connector Name M07_8301
 Part Number 1661778C1
 Instances B6.7 - City Horn W/10PIN CLK:Diagram1
 B6.7 - City Horn W/10PIN CLK:Diagram2-W/SNOW PLOW
 Mates P107_8310



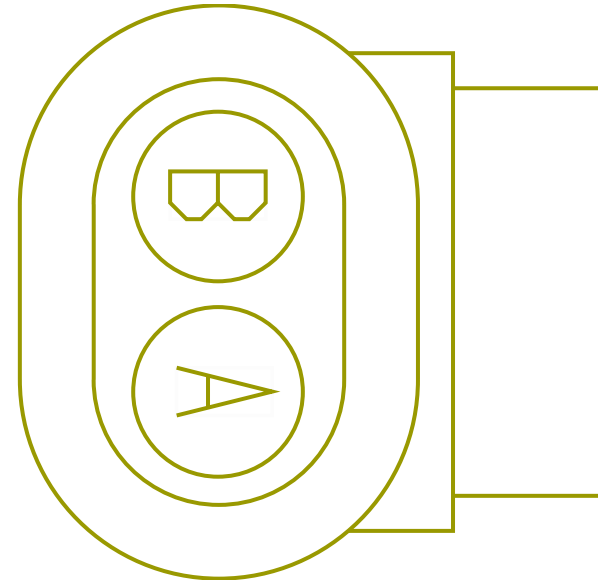
Name	Terminal Part Number	V-Min	Name	Wire Part Number	Wire CSA	Wire Spec	Wire Material description	Wire Color Description	Wire Length	End2 Terminal Part Number	End2 Pin Name	End2 Connector
A	-	-	MR85E	2643680 R1	1.16	16.0	Std. Wall XLPE Primary Cable	GREY	1830.0	-	21	M07_1700
A	-	-	PC85E	-	0.0	16.0	-	GREY	0.0	-	21	M07_1700
B	-	-	MK85-GA	-	0.0	16.0	-	WHITE	0.0	-	X	-
B	-	-	PB85-GA	-	0.0	16.0	-	WHITE	0.0	-	X	-

Connector Name M07_8301
 Part Number 1661778C1
 Instances B6.7 - City Horn W/4PIN CLK:Diagram1
 L9 - City Horn W/4PIN CLK:Diagram1
 Mates P107_8310



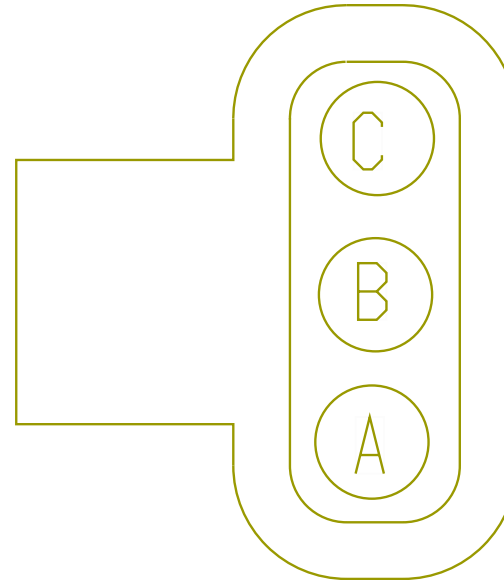
Name	Terminal Part Number	V-Min	Name	Wire Part Number	Wire CSA	Wire Spec	Wire Material description	Wire Color Description	Wire Length	End2 Terminal Part Number	End2 Pin Name	End2 Connector
A	-	-	MR85E	2643680 R1	1.16	16.0	Std. Wall XLPE Primary Cable	GREY	1830.0	-	21	M07_1700
B	-	-	MY85-GA	2643681 R1	1.16	16.0	Std. Wall XLPE Primary Cable	WHITE	1490.0	-	1	-

Connector Name M07_8301
 Part Number 1661778C1
 Instances L9 - City Horn W/10PIN CLK:Diagram1
 L9 - City Horn W/10PIN CLK:Diagram2-W/SNOW PLOW
 Mates P106_8310



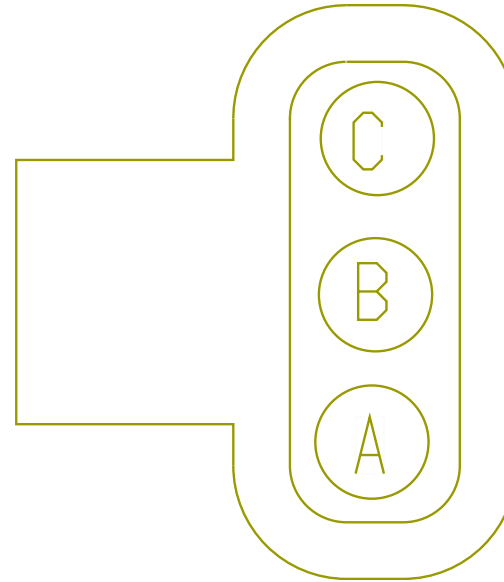
Name	Terminal Part Number	V-Min	Name	Wire Part Number	Wire CSA	Wire Spec	Wire Material description	Wire Color Description	Wire Length	End2 Terminal Part Number	End2 Pin Name	End2 Connector
A	-	-	MR85E	2643680 R1	1.16	16.0	Std. Wall XLPE Primary Cable	GREY	1830.0	-	21	M07_1700
A	-	-	PC85E	-	0.0	16.0	-	GREY	0.0	-	21	M07_1700
B	-	-	MK85-GA	-	0.0	16.0	-	WHITE	0.0	-	X	-
B	-	-	PB85-GA	-	0.0	16.0	-	WHITE	0.0	-	X	-

Connector Name M07_8500
 Part Number 1686834C1
 Instances B6.7/L9 - Antilock Brake System (ABS)- BENDIX 4 Channel
 Implementation:Diagram1
 Mates DEV-LH_SA_VALVE-01




Name	Terminal Part Number	V-Min	Name	Wire Part Number	Wire CSA	Wire Spec	Wire Material description	Wire Color Description	Wire Length	End2 Terminal Part Number	End2 Pin Name	End2 Connector
A	-	-	ME94	2643673 R1	0.79	18.0	Std. Wall XLPE Primary Cable	GREY	1270.0	-	27	M07_1700
B	-	-	ME94A	2643673 R1	0.79	18.0	Std. Wall XLPE Primary Cable	GREY	1170.0	-	28	M07_1700
C	-	-	ME94B	2643673 R1	0.79	18.0	Std. Wall XLPE Primary Cable	GREY	1270.0	-	29	M07_1700

Connector Name M07_8501
 Part Number 1686834C1
 Instances B6.7/L9 - Antilock Brake System (ABS)- BENDIX 4 Channel
 Implementation:Diagram1
 Mates DEV-RH_SA_VALVE-01



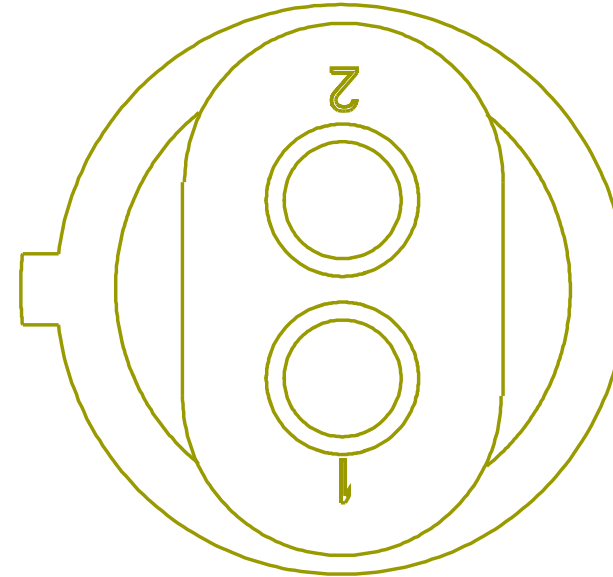
Name	Terminal Part Number	V-Min	Name	Wire Part Number	Wire CSA	Wire Spec	Wire Material description	Wire Color Description	Wire Length	End2 Terminal Part Number	End2 Pin Name	End2 Connector
A	-	-	ME94H	2643673 R1	0.79	18.0	Std. Wall XLPE Primary Cable	GREY	4680.0	-	34	M07_1700
B	-	-	ME94J	2643673 R1	0.79	18.0	Std. Wall XLPE Primary Cable	GREY	4580.0	-	35	M07_1700
C	-	-	ME94K	2643673 R1	0.79	18.0	Std. Wall XLPE Primary Cable	GREY	4680.0	-	36	M07_1700

Connector Name M07_8502A
 Part Number 3757487C1
 Instances B6.7/L9 - Antilock Brake System (ABS)- BENDIX 4 Channel
 Implementation:Diagram1
 Mates DEV-LH_SA_WHEEL_SENSOR-01




Name	Terminal Part Number	V-Min	Name	Wire Part Number	Wire CSA	Wire Spec	Wire Material description	Wire Color Description	Wire Length	End2 Terminal Part Number	End2 Pin Name	End2 Connector
1	-	-	ME94C	2643673 R1	0.79	18.0	Std. Wall XLPE Primary Cable	GREY	1215.0	-	30	M07_1700
2	-	-	ME94D	2643673 R1	0.79	18.0	Std. Wall XLPE Primary Cable	GREY	1215.0	-	31	M07_1700

Connector Name M07_8502
 Part Number 6111844C1
 Instances B6.7/L9 - Antilock Brake Systems (ABS) (Wabco Hydraulic 4 Channel N/ Stability):Diagram1
 B6.7/L9 - Antilock Brake Systems (ABS) (Wabco Hydraulic 4 Channel W/ Stability):Diagram1
 Mates DEV-LH_SA_WHEEL_SENSOR-02



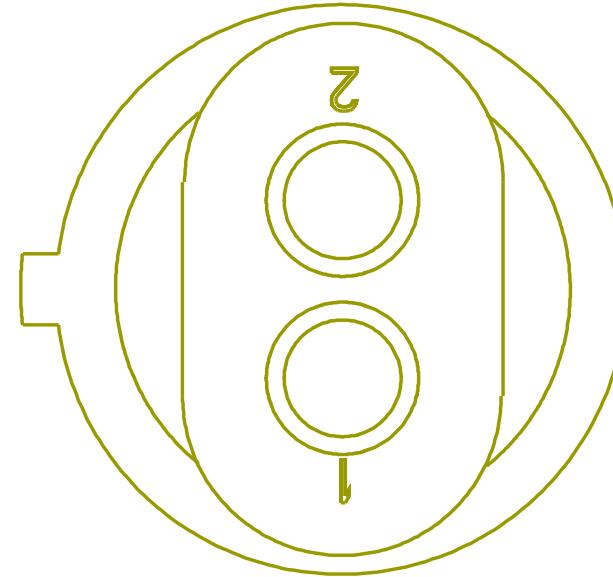
Name	Terminal Part Number	V-Min	Name	Wire Part Number	Wire CSA	Wire Spec	Wire Material description	Wire Color Description	Wire Length	End2 Terminal Part Number	End2 Pin Name	End2 Connector
1	-	-	MF94L(+)	-	0.0	18.0	-	GREY	0.0	-	30	M07_1700
2	-	-	MF94L(-)	-	0.0	18.0	-	GREY	0.0	-	31	M07_1700

Connector Name M07_8503A
 Part Number 3757487C1
 Instances B6.7/L9 - Antilock Brake System (ABS)- BENDIX 4 Channel
 Implementation:Diagram1
 Mates DEV-RH_SA_WHEEL_SENSOR-01



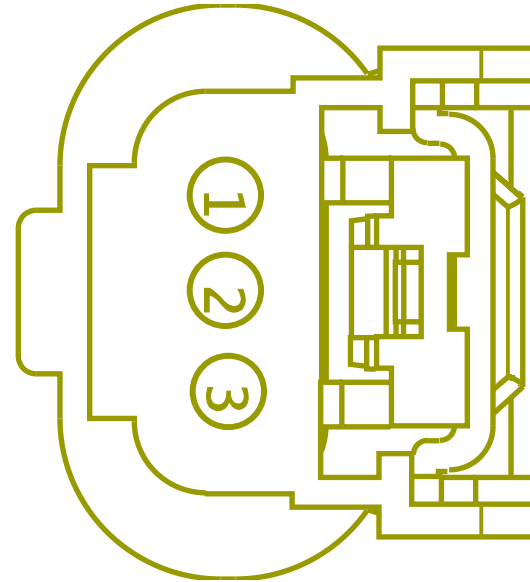
Name	Terminal Part Number	V-Min	Name	Wire Part Number	Wire CSA	Wire Spec	Wire Material description	Wire Color Description	Wire Length	End2 Terminal Part Number	End2 Pin Name	End2 Connector
1	-	-	ME94E	2643673 R1	0.79	18.0	Std. Wall XLPE Primary Cable	GREY	4205.0	-	32	M07_1700
2	-	-	ME94F	2643673 R1	0.79	18.0	Std. Wall XLPE Primary Cable	GREY	4205.0	-	33	M07_1700

Connector Name M07_8503
 Part Number 6111844C1
 Instances B6.7/L9 - Antilock Brake Systems (ABS) (Wabco Hydraulic 4 Channel N/ Stability):Diagram1
 B6.7/L9 - Antilock Brake Systems (ABS) (Wabco Hydraulic 4 Channel W/ Stability):Diagram1
 Mates DEV-RH_SA_WHEEL_SENSOR-02



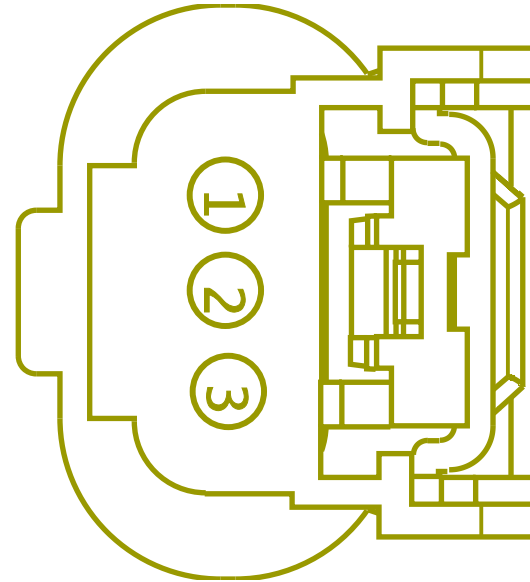
Name	Terminal Part Number	V-Min	Name	Wire Part Number	Wire CSA	Wire Spec	Wire Material description	Wire Color Description	Wire Length	End2 Terminal Part Number	End2 Pin Name	End2 Connector
1	-	-	MF94R(+)	-	0.0	18.0	-	GREY	0.0	-	35	M07_1700
2	-	-	MF94R(-)	-	0.0	18.0	-	GREY	0.0	-	36	M07_1700

Connector Name M07_8505A
 Part Number 4196881C1
 Instances B6.7/L9 - Compressed Air Supply (Aux Air Pressure Gauge)
 (Hydraulic Split Brake System):Diagram2- W/AIR DRYER



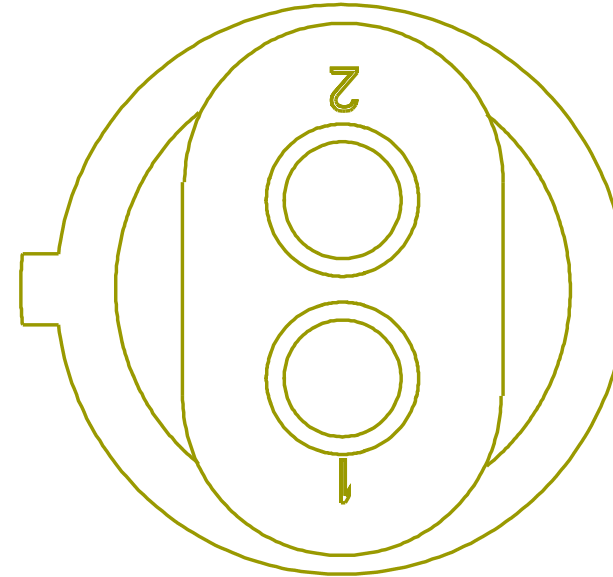
Name	Terminal Part Number	V-Min	Name	Wire Part Number	Wire CSA	Wire Spec	Wire Material description	Wire Color Description	Wire Length	End2 Terminal Part Number	End2 Pin Name	End2 Connector
1	-	-	SH40	-	0.0	18.0	-	GREY	0.0	-	29	M07_1700
2	-	-	SH9A	-	0.0	18.0	-	GREY	0.0	-	27	M07_1700
3	-	-	SH6A	-	0.0	18.0	-	GREY	0.0	-	28	M07_1700

Connector Name M07_8505
 Part Number 4196881C1
 Instances B6.7/L9 - Compressed Air Supply (Aux Air Pressure Gauge)
 (Hydraulic Split Brake System):Diagram1
 Mates DEV-AUX_AIR_PRESSURE_SNSR- 01



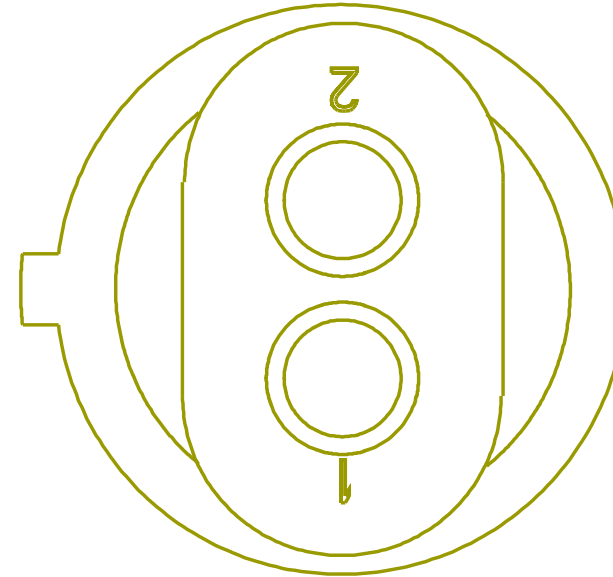
Name	Terminal Part Number	V-Min	Name	Wire Part Number	Wire CSA	Wire Spec	Wire Material description	Wire Color Description	Wire Length	End2 Terminal Part Number	End2 Pin Name	End2 Connector
1	-	-	SN40	-	0.0	18.0	-	GREY	0.0	-	29	M07_1700
2	-	-	SN9A	-	0.0	18.0	-	GREY	0.0	-	27	M07_1700
3	-	-	SN6A	-	0.0	18.0	-	GREY	0.0	-	28	M07_1700

Connector Name M07_8506A
 Part Number 6111844C1
 Instances B6.7/L9 - Antilock Brake System (ABS) - Wabco 4 Channel
 Implementation:Diagram1
 Mates DEV-LH_SA_WHEEL_SENSOR-02




Name	Terminal Part Number	V-Min	Name	Wire Part Number	Wire CSA	Wire Spec	Wire Material description	Wire Color Description	Wire Length	End2 Terminal Part Number	End2 Pin Name	End2 Connector
1	-	-	MJ94AC	-	0.0	18.0	-	GREY	0.0	-	30	M07_1700
2	-	-	MJ94AD	-	0.0	18.0	-	GREY	0.0	-	31	M07_1700

Connector Name M07_8507A
 Part Number 6111844C1
 Instances B6.7/L9 - Antilock Brake System (ABS) - Wabco 4 Channel
 Implementation:Diagram1
 Mates DEV-RH_SA_WHEEL_SENSOR-02




Name	Terminal Part Number	V-Min	Name	Wire Part Number	Wire CSA	Wire Spec	Wire Material description	Wire Color Description	Wire Length	End2 Terminal Part Number	End2 Pin Name	End2 Connector
1	-	-	MJ94AE	-	0.0	18.0	-	GREY	0.0	-	32	M07_1700
2	-	-	MJ94AF	-	0.0	18.0	-	GREY	0.0	-	33	M07_1700

Connector Name M07_8508A
 Part Number 3919376C1
 Instances B6.7/L9 - Antilock Brake System (ABS) - Wabco 4 Channel
 Implementation:Diagram1
 Mates DEV-LH_SA_VALVE-02



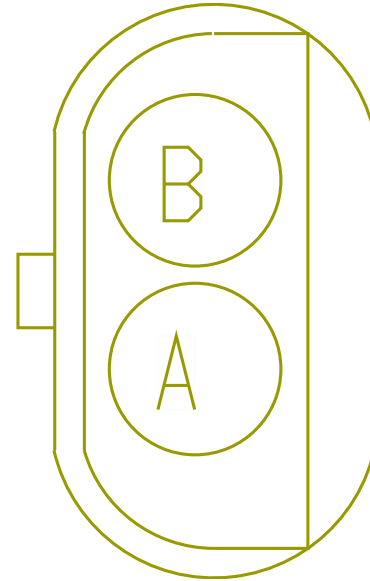
Name	Terminal Part Number	V-Min	Name	Wire Part Number	Wire CSA	Wire Spec	Wire Material description	Wire Color Description	Wire Length	End2 Terminal Part Number	End2 Pin Name	End2 Connector
1	-	-	MJ94AL	-	0.0	14.0	-	GREY	0.0	-	29	M07_1700
2	-	-	MJ94AA	-	0.0	14.0	-	GREY	0.0	-	28	M07_1700
3	-	-	MJ94AB	-	0.0	14.0	-	GREY	0.0	-	27	M07_1700

Connector Name M07_8509A
 Part Number 3919376C1
 Instances B6.7/L9 - Antilock Brake System (ABS) - Wabco 4 Channel
 Implementation:Diagram1
 Mates DEV-RH_SA_VALVE-02



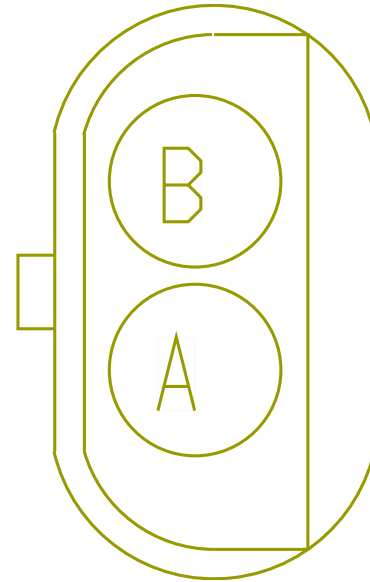
Name	Terminal Part Number	V-Min	Name	Wire Part Number	Wire CSA	Wire Spec	Wire Material description	Wire Color Description	Wire Length	End2 Terminal Part Number	End2 Pin Name	End2 Connector
1	-	-	MJ94AH	-	0.0	14.0	-	GREY	0.0	-	36	M07_1700
2	-	-	MJ94AJ	-	0.0	14.0	-	GREY	0.0	-	35	M07_1700
3	-	-	MJ94AK	-	0.0	14.0	-	GREY	0.0	-	34	M07_1700

Connector Name M07_8700A
 Part Number 587567C91
 Instances B6.7/L9 - Mirrors (Heated) (Door Pod Actuated, 2 Cab and 1 Hood Mirror Right Side Only):Diagram2_20" Frame
 B6.7/L9 - Mirrors (Heated) (Door Pod Actuated, 2 Cab and 2 Hood Mirrors):Diagram2_20" Frame
 B6.7/L9 - Mirrors (Heated) (MUX Switch, 2 Cab and 2 Hood Mirrors):Diagram2- 20" FRAME
 Mates DEV-DS_HOOD_MIRROR-01



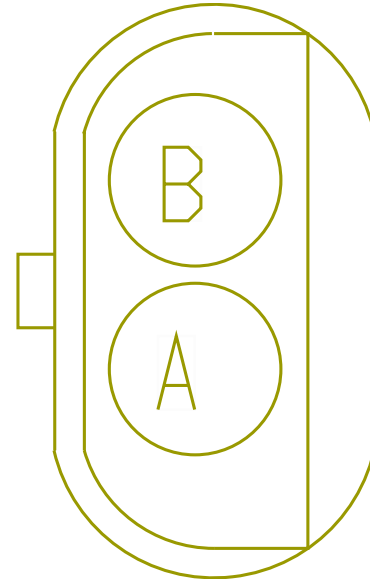
Name	Terminal Part Number	V-Min	Name	Wire Part Number	Wire CSA	Wire Spec	Wire Material description	Wire Color Description	Wire Length	End2 Terminal Part Number	End2 Pin Name	End2 Connector
A	-	-	NT78BC	-	0.0	16.0	-	LIGHT GREEN	0.0	-	63	M07_1700
B	-	-	NT78-GB	-	0.0	16.0	-	WHITE	0.0	-	-	-

Connector Name M07_8700
 Part Number 587567C91
 Instances B6.7/L9 - Mirrors (Heated) (Door Pod Actuated, 2 Cab and 1 Hood Mirror Right Side Only):Diagram1
 B6.7/L9 - Mirrors (Heated) (Door Pod Actuated, 2 Cab and 2 Hood Mirrors):Diagram1
 B6.7/L9 - Mirrors (Heated) (MUX Switch, 2 Cab and 2 Hood Mirrors):Diagram1



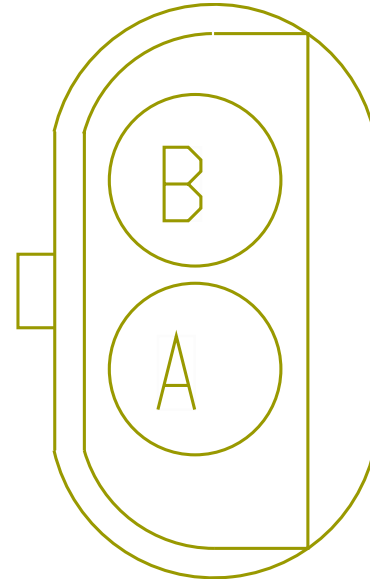
Name	Terminal Part Number	V-Min	Name	Wire Part Number	Wire CSA	Wire Spec	Wire Material description	Wire Color Description	Wire Length	End2 Terminal Part Number	End2 Pin Name	End2 Connector
A	-	-	MT78BC	2643678 R1	1.16	16.0	Std. Wall XLPE Primary Cable	LIGHT GREEN	4635.0	-	63	M07_1700
B	-	-	MT78-GB	2643681 R1	1.16	16.0	Std. Wall XLPE Primary Cable	WHITE	3005.0	-	-	-

Connector Name M07_8701A
 Part Number 587567C91
 Instances B6.7/L9 - Mirrors (Heated) (Door Pod Actuated, 2 Cab and 2 Hood Mirrors):Diagram2_20" Frame
 B6.7/L9 - Mirrors (Heated) (MUX Switch, 2 Cab and 2 Hood Mirrors):Diagram2- 20" FRAME



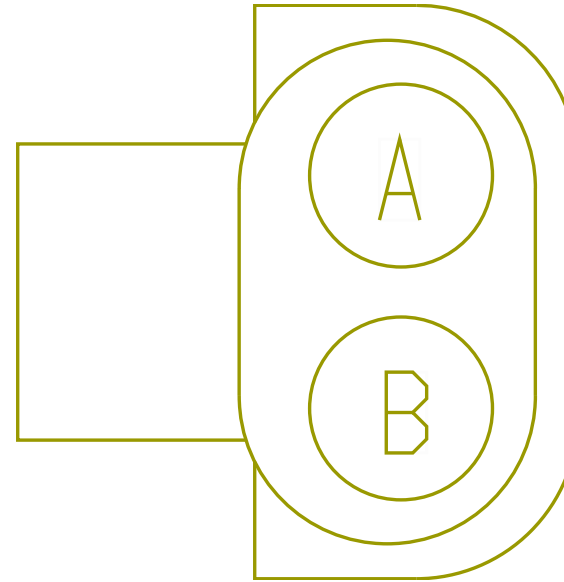
Name	Terminal Part Number	V-Min	Name	Wire Part Number	Wire CSA	Wire Spec	Wire Material description	Wire Color Description	Wire Length	End2 Terminal Part Number	End2 Pin Name	End2 Connector
A	-	-	NT78AC	-	0.0	16.0	-	LIGHT GREEN	0.0	-	64	M07_1700
B	-	-	NT78-GA	-	0.0	16.0	-	WHITE	0.0	-	-	-

Connector Name M07_8701
 Part Number 587567C91
 Instances B6.7/L9 - Mirrors (Heated) (Door Pod Actuated, 2 Cab and 2 Hood Mirrors):Diagram1
 B6.7/L9 - Mirrors (Heated) (MUX Switch, 2 Cab and 2 Hood Mirrors):Diagram1
 Mates DEV-PS_HOOD_MIRROR-01



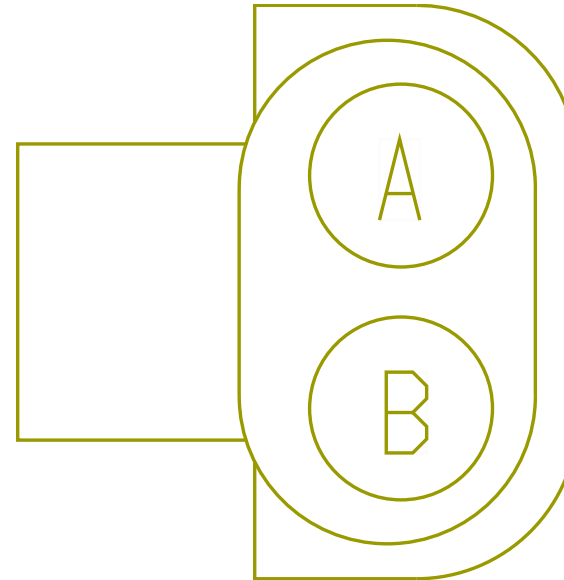
Name	Terminal Part Number	V-Min	Name	Wire Part Number	Wire CSA	Wire Spec	Wire Material description	Wire Color Description	Wire Length	End2 Terminal Part Number	End2 Pin Name	End2 Connector
A	-	-	MT78AC	2643678 R1	1.16	16.0	Std. Wall XLPE Primary Cable	LIGHT GREEN	3240.0	-	64	M07_1700
B	-	-	MT78-GA	2643681 R1	1.16	16.0	Std. Wall XLPE Primary Cable	WHITE	1610.0	-	-	-

Connector Name M07_8805A
 Part Number 587568C91
 Instances B6.7/L9 - Crank Inhibit (W/ Hood Switch):Diagram2- EXT Frame
 B6.7/L9 - Hood Switch 1:Diagram2- EXT FRAME



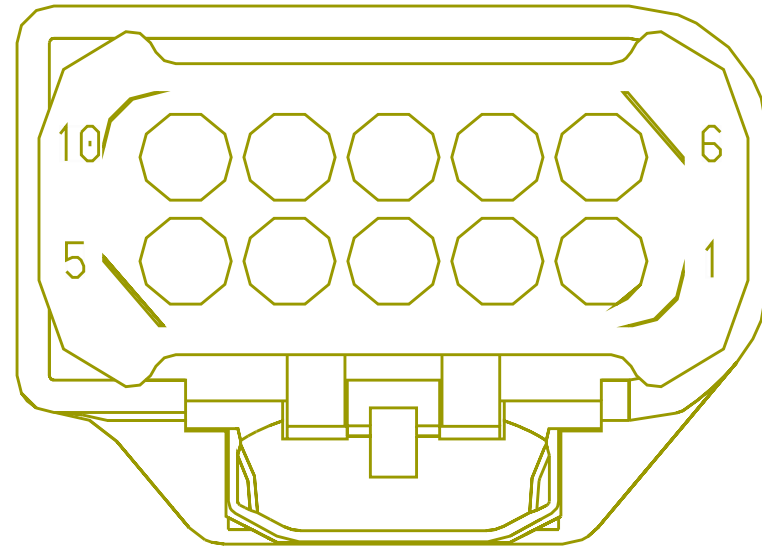
Name	Terminal Part Number	V-Min	Name	Wire Part Number	Wire CSA	Wire Spec	Wire Material description	Wire Color Description	Wire Length	End2 Terminal Part Number	End2 Pin Name	End2 Connector
A	-	-	SM104CC	-	0.0	18.0	-	DARK BLUE	0.0	-	43	M07_1700
B	-	-	SM104CB	-	0.0	18.0	-	DARK BLUE	0.0	-	44	M07_1700

Connector Name M07_8805
 Part Number 587568C91
 Instances B6.7/L9 - Crank Inhibit (W/ Hood Switch):Diagram1
 B6.7/L9 - Hood Switch 1:Diagram1
 Mates DEV-HOOD_SWITCH-01



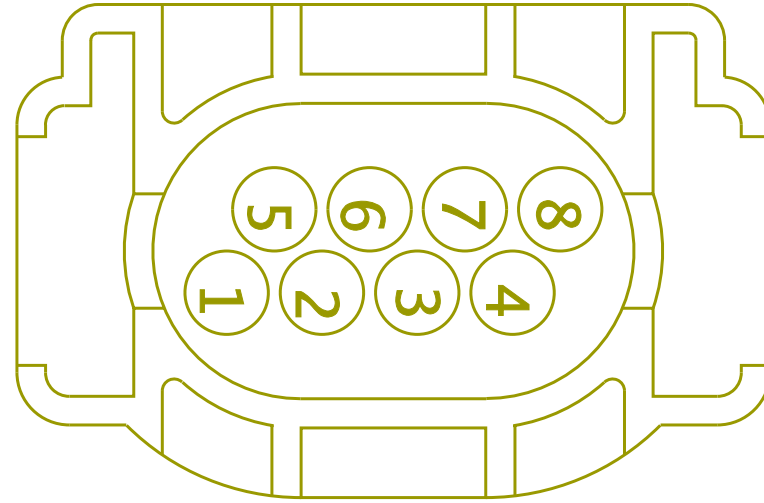
Name	Terminal Part Number	V-Min	Name	Wire Part Number	Wire CSA	Wire Spec	Wire Material description	Wire Color Description	Wire Length	End2 Terminal Part Number	End2 Pin Name	End2 Connector
A	-	-	SL104CC	-	0.0	18.0	-	DARK BLUE	0.0	-	43	M07_1700
B	-	-	SL104CB	-	0.0	18.0	-	DARK BLUE	0.0	-	44	M07_1700

Connector Name M07_8903
 Part Number 6111813C1
 Instances B6.7/L9 - Adaptive Cruise Control (Bendix - Fusion W/O DIU & N/ Safety Direct & Reg Speakers):Diagram1
 B6.7/L9 - Adaptive Cruise Control (Bendix Wingman Advanced N/ DIU):Diagram1
 Mates DEV-FORWARD_RADAR-01



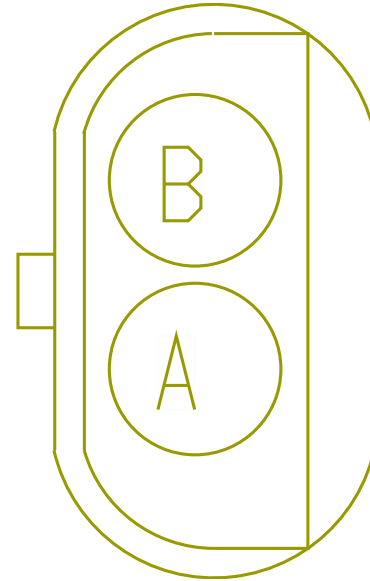
Name	Terminal Part Number	V-Min	Name	Wire Part Number	Wire CSA	Wire Spec	Wire Material description	Wire Color Description	Wire Length	End2 Terminal Part Number	End2 Pin Name	End2 Connector
1	-	-	-	-	-	-	-	-	-	-	-	-
5	-	-	MU67-GA	3510358 R1	0.53	20.0	Thin Wall XLPE Primary Cable	WHITE	2900.0	-	47	M07_1700
6	-	-	-	-	-	-	-	-	-	-	-	-
8	-	-	MU67AA	3510322 R1	0.53	20.0	Thin Wall XLPE Primary Cable	PINK	2900.0	-	20	M07_1700

Connector Name M07_8905
 Part Number 3852527C1
 Instances B6.7/L9 - Adaptive Cruise Control (Fusion 3.0 N/ DIU):Diagram1
 Mates DEV-FORWARD_RADAR-03



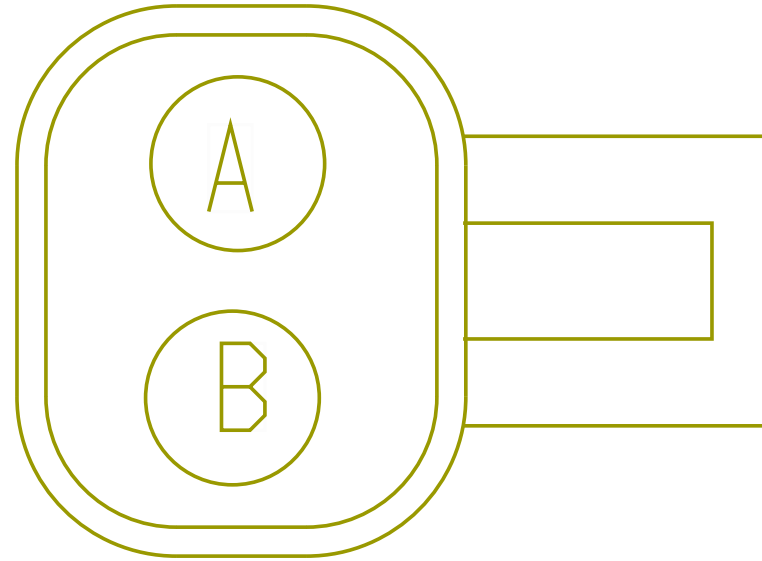
Name	Terminal Part Number	V-Min	Name	Wire Part Number	Wire CSA	Wire Spec	Wire Material description	Wire Color Description	Wire Length	End2 Terminal Part Number	End2 Pin Name	End2 Connector
1	-	-	MQ13AA	-	0.0	20.0	-	PINK	0.0	-	20	M07_1700
4	-	-	-	-	-	-	-	-	-	-	-	-
7	-	-	-	-	-	-	-	-	-	-	-	-
8	-	-	MQ67-GB	-	0.0	20.0	-	WHITE	0.0	-	47	M07_1700

Connector Name M07_9801D
 Part Number 587567C91
 Instances B6.7/L9 - Fuel Heater (Vehicle Powered) Davco 245:Diagram1
 Mates DEV-FUEL_FILTER_ASSY-10



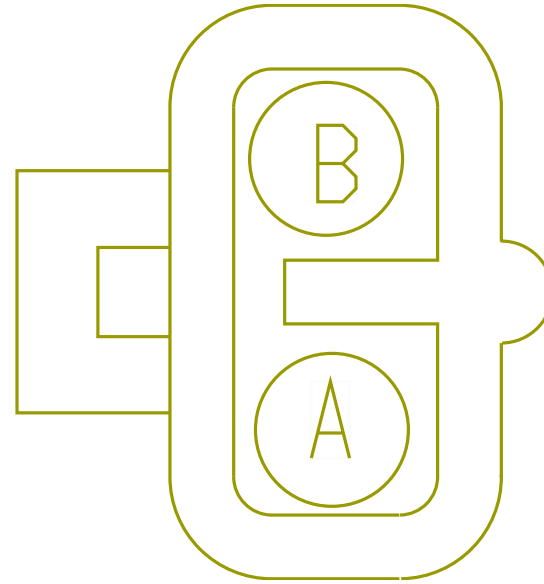
Name	Terminal Part Number	V-Min	Name	Wire Part Number	Wire CSA	Wire Spec	Wire Material description	Wire Color Description	Wire Length	End2 Terminal Part Number	End2 Pin Name	End2 Connector
A	-	-	ND19	-	0.0	16.0	-	GREY	0.0	-	68	M07_1700
B	-	-	ND19-G	-	0.0	16.0	-	WHITE	0.0	-	-	-

Connector Name M07_9801R
 Part Number 1671610C1
 Instances B6.7/L9 - Fuel Heater (Vehicle Powered) (Racor 400 Series):Diagram1
 Mates DEV-FUEL_FILTER_ASSY-03




Name	Terminal Part Number	V-Min	Name	Wire Part Number	Wire CSA	Wire Spec	Wire Material description	Wire Color Description	Wire Length	End2 Terminal Part Number	End2 Pin Name	End2 Connector
A	-	-	NC19	-	0.0	16.0	-	GREY	0.0	-	68	M07_1700
B	-	-	NC19-G	-	0.0	16.0	-	WHITE	0.0	-	-	-

Connector Name M07_9900F
 Part Number 1673790C1
 Instances B6.7/L9 - Air Dryer (Single):Diagram1
 Mates DEV-AIR_DRYER-01



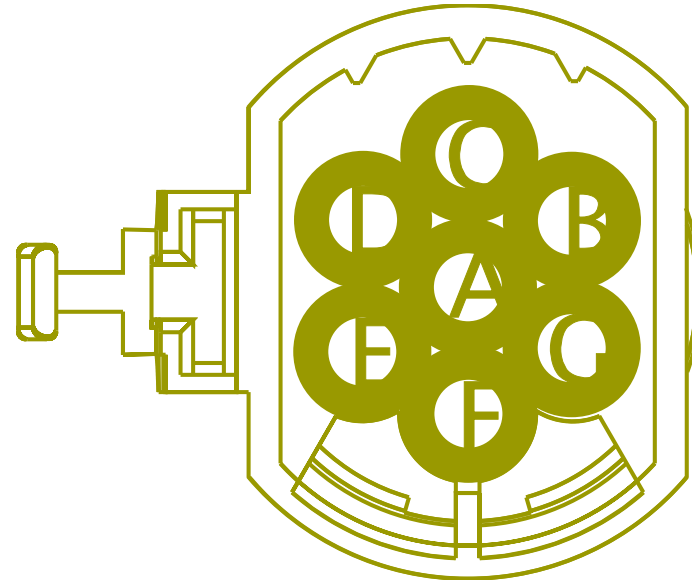
Name	Terminal Part Number	V-Min	Name	Wire Part Number	Wire CSA	Wire Spec	Wire Material description	Wire Color Description	Wire Length	End2 Terminal Part Number	End2 Pin Name	End2 Connector
A	-	-	NE39B	-	0.0	16.0	-	GREY	0.0	-	6	M07_1700
B	-	-	NE39-GB	-	0.0	16.0	-	WHITE	0.0	-	-	-

Connector Name M8 B
 Part Number RING-M-8_0
 Instances B6.7/L9 - Chassis PDM:Diagram1
 Mates Chassis PDM



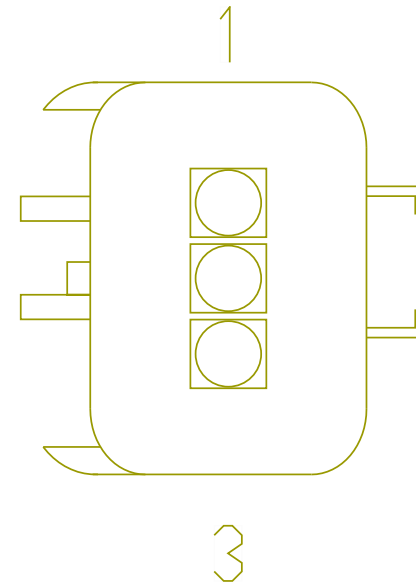
Name	Terminal Part Number	V-Min	Name	Wire Part Number	Wire CSA	Wire Spec	Wire Material description	Wire Color Description	Wire Length	End2 Terminal Part Number	End2 Pin Name	End2 Connector
A	-	-	14	2645248 R1	49.99	0.0	SGX FLEX 125C	RED	360.0	-	A	6305

Connector Name N01-4450M
 Part Number 2039311C91
 Instances B6.7/L9 - Body Builder Aux Power (In Cab, BOC, or EOF):Diagram1-Option 2 (Back-of-Cab, W/08HAB)



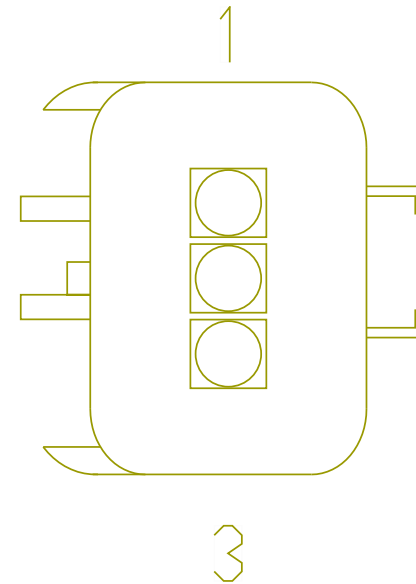
Name	Terminal Part Number	V-Min	Name	Wire Part Number	Wire CSA	Wire Spec	Wire Material description	Wire Color Description	Wire Length	End2 Terminal Part Number	End2 Pin Name	End2 Connector
F	-	-	ND12BB	2643694 R1	1.91	14.0	Std. Wall XLPE Primary Cable	LIGHT BLUE	2260.0	-	75	1701F
G	-	-	ND11-GD	2643787 R1	3.01	12.0	Std. Wall XLPE Primary Cable	WHITE	250.0	-	-	-

Connector Name N01_2100
 Part Number 3626439C1
 Instances B6.7/L9 - Tire Pressure (TPMS) (LDL 2.0 - 1 Repeater):Diagram1 - 4X2, 4x4 w/ High Visibility Hood
 B6.7/L9 - Tire Pressure (TPMS) (LDL 2.0 - 1 Repeater):Diagram2 - 4X2, 4x4 w/ STD Hood
 B6.7/L9 - Tire Pressure (TPMS) (LDL 2.0 - 1 Repeater):Diagram3 - 6x4, 6x6 w/ High Visibility Hood
 B6.7/L9 - Tire Pressure (TPMS) (LDL 2.0 - 1 Repeater):Diagram4 - 6x4, 6x6 w/ STD Hood
 Mates M01_2100



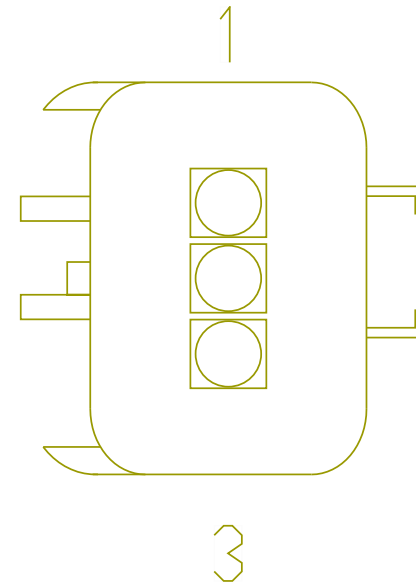
Name	Terminal Part Number	V-Min	Name	Wire Part Number	Wire CSA	Wire Spec	Wire Material description	Wire Color Description	Wire Length	End2 Terminal Part Number	End2 Pin Name	End2 Connector
1	-	-	BC22A	-	0.0	16.0	-	TAN	0.0	-	1	N01_2200
2	-	-	BC22B	-	0.0	18.0	-	TAN	0.0	-	2	N01_2200
3	-	-	BC22C	-	0.0	18.0	-	RED	0.0	-	3	N01_2200

Connector Name N01_2200
 Part Number 3626439C1
 Instances B6.7/L9 - Tire Pressure (TPMS) (LDL 2.0 - 1 Repeater):Diagram1 - 4X2, 4x4 w/ High Visibility Hood
 B6.7/L9 - Tire Pressure (TPMS) (LDL 2.0 - 1 Repeater):Diagram2 - 4X2, 4x4 w/ STD Hood
 Mates R01_3001



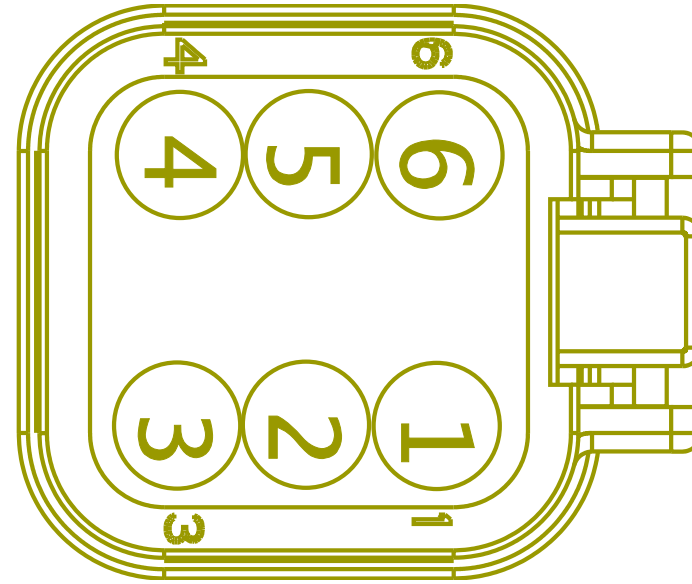
Name	Terminal Part Number	V-Min	Name	Wire Part Number	Wire CSA	Wire Spec	Wire Material description	Wire Color Description	Wire Length	End2 Terminal Part Number	End2 Pin Name	End2 Connector
1	-	-	BC22A	-	0.0	16.0	-	TAN	0.0	-	1	N01_2100
2	-	-	BC22B	-	0.0	18.0	-	TAN	0.0	-	2	N01_2100
3	-	-	BC22C	-	0.0	18.0	-	RED	0.0	-	3	N01_2100

Connector Name N01_2200_
 Part Number 3626439C1
 Instances B6.7/L9 - Tire Pressure (TPMS) (LDL 2.0 - 1 Repeater):Diagram3 - 6x4, 6x6 w/ High Visibility Hood
 B6.7/L9 - Tire Pressure (TPMS) (LDL 2.0 - 1 Repeater):Diagram4 - 6x4, 6x6 w/ STD Hood
 Mates R01_3000



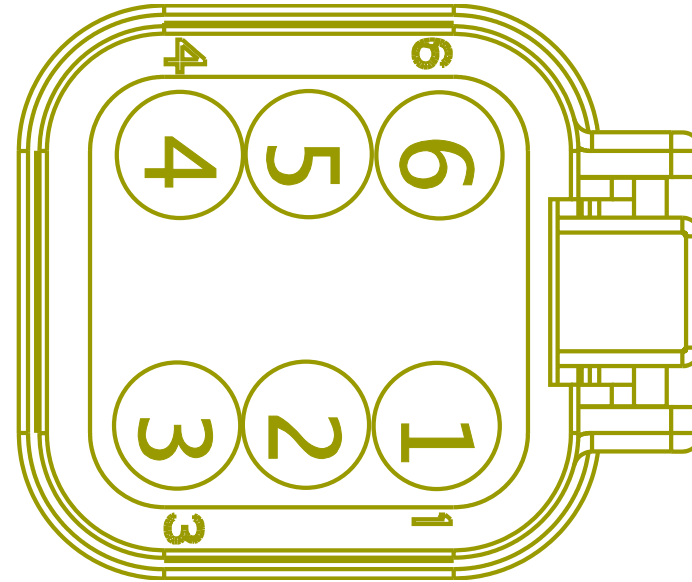
Name	Terminal Part Number	V-Min	Name	Wire Part Number	Wire CSA	Wire Spec	Wire Material description	Wire Color Description	Wire Length	End2 Terminal Part Number	End2 Pin Name	End2 Connector
1	-	-	BC22A	-	0.0	16.0	-	TAN	0.0	-	-	-
2	-	-	BC22B	-	0.0	18.0	-	TAN	0.0	-	-	-
3	-	-	BC22C	-	0.0	18.0	-	RED	0.0	-	-	-

Connector Name N02_4410D
 Part Number 3572899C1
 Instances B6.7/L9 - DLB - Remote Power Modules (2 RPM w/ Switch Packs):Diagram1-Combination1
 B6.7/L9 - DLB - Remote Power Modules (2 RPM w/ Switch Packs):Diagram1-Combination4
 Mates MODU-RPM1-2050-01-01A




Name	Terminal Part Number	V-Min	Name	Wire Part Number	Wire CSA	Wire Spec	Wire Material description	Wire Color Description	Wire Length	End2 Terminal Part Number	End2 Pin Name	End2 Connector
2	-	-	RA10-GR	2643689 R1	1.91	14.0	Std. Wall XLPE Primary Cable	WHITE	2250.0	-	-	-
3	-	-	-	-	-	-	-	-	-	-	-	-
4	-	-	-	-	-	-	-	-	-	-	-	-
6	-	-	RA20	2643678 R1	1.16	16.0	Std. Wall XLPE Primary Cable	LIGHT GREEN	3860.0	-	51	1701

Connector Name N02_4410E
 Part Number 3572899C1
 Instances B6.7/L9 - DLB - Remote Power Module (3 RPM n/Switch Pack):Diagram1-Combination1
 B6.7/L9 - DLB - Remote Power Modules (3 RPM w/ Switch Packs):Diagram1-Combination1
 Mates MODU-RPM2-2050-01-02A




Name	Terminal Part Number	V-Min	Name	Wire Part Number	Wire CSA	Wire Spec	Wire Material description	Wire Color Description	Wire Length	End2 Terminal Part Number	End2 Pin Name	End2 Connector
2	-	-	RC10-GP	2643689 R1	1.91	14.0	Std. Wall XLPE Primary Cable	WHITE	3095.0	-	2	4410H
6	-	-	RC20A	2643678 R1	1.16	16.0	Std. Wall XLPE Primary Cable	LIGHT GREEN	3095.0	-	6	4410H

Connector Name N02_4410F
 Part Number 3517760C1
 Instances B6.7/L9 - DLB - Remote Power Modules (2 RPM n/ Switch Pack):Diagram1-Combination2
 B6.7/L9 - DLB - Remote Power Modules (2 RPM w/ Switch Packs):Diagram1-Combination2
 Mates MODU-RPM1-2050-01-01A




Name	Terminal Part Number	V-Min	Name	Wire Part Number	Wire CSA	Wire Spec	Wire Material description	Wire Color Description	Wire Length	End2 Terminal Part Number	End2 Pin Name	End2 Connector
A	-	-	ZB14CZ	2644026 R1	18.94	4.0	Std. Wall XLPE Battery Cable	RED	2115.0	-	A	4413F1

Connector Name N02_4411M1
 Part Number 3517760C1
 Instances B6.7/L9 - DLB - Remote Power Modules (1 RPM n/ Switch Packs):Diagram1-Combination1
 B6.7/L9 - DLB - Remote Power Modules (1 RPM w/ Switch Packs) Option 1:Diagram1-Combination1
 B6.7/L9 - DLB - Remote Power Modules (2 RPM n/ Switch Pack):Diagram1-Combination1
 B6.7/L9 - DLB - Remote Power Modules (2 RPM n/ Switch Pack):Diagram1-Combination4
 B6.7/L9 - DLB - Remote Power Modules (2 RPM w/ Switch Packs):Diagram1-Combination1
 B6.7/L9 - DLB - Remote Power Modules (2 RPM w/ Switch Packs):Diagram1-Combination4



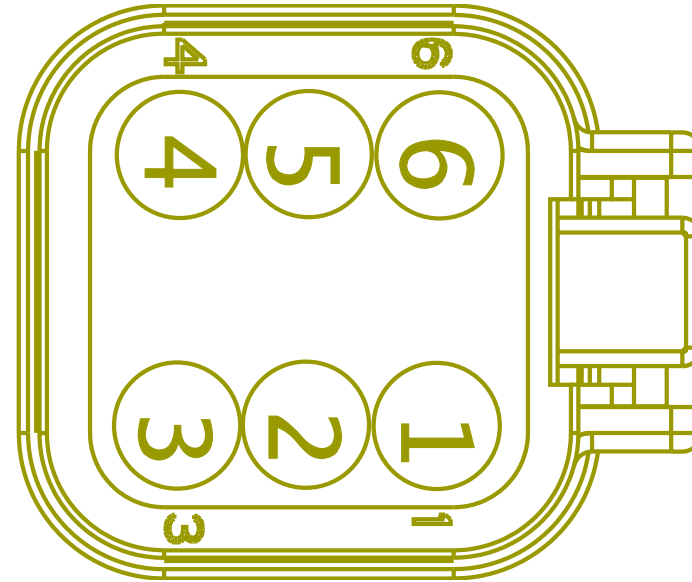
Name	Terminal Part Number	V-Min	Name	Wire Part Number	Wire CSA	Wire Spec	Wire Material description	Wire Color Description	Wire Length	End2 Terminal Part Number	End2 Pin Name	End2 Connector
A	-	-	PB14CY	2644026 R1	18.94	4.0	Std. Wall XLPE Battery Cable	RED	1645.0	-	A	4413F1

Connector Name N02_4411M2
 Part Number 3517760C1
 Instances B6.7/L9 - DLB - Remote Power Modules (2 RPM n/ Switch Pack):Diagram1-Combination1
 B6.7/L9 - DLB - Remote Power Modules (2 RPM w/ Switch Packs):Diagram1-Combination1




Name	Terminal Part Number	V-Min	Name	Wire Part Number	Wire CSA	Wire Spec	Wire Material description	Wire Color Description	Wire Length	End2 Terminal Part Number	End2 Pin Name	End2 Connector
A	-	-	PC14H	2644026 R1	18.94	4.0	Std. Wall XLPE Battery Cable	RED	1645.0	-	A	4413F2

Connector Name N02_4411M4
 Part Number 3572899C1
 Instances B6.7/L9 - DLB - Remote Power Modules (1 RPM n/ Switch Packs):Diagram1-Combination2
 B6.7/L9 - DLB - Remote Power Modules (1 RPM w/ Switch Packs) Option 1:Diagram1-Combination2
 B6.7/L9 - DLB - Remote Power Modules (2 RPM n/ Switch Pack):Diagram1-Combination2
 B6.7/L9 - DLB - Remote Power Modules (2 RPM w/ Switch Packs):Diagram1-Combination2
 Mates MODU-RPM1-2050-01-01A



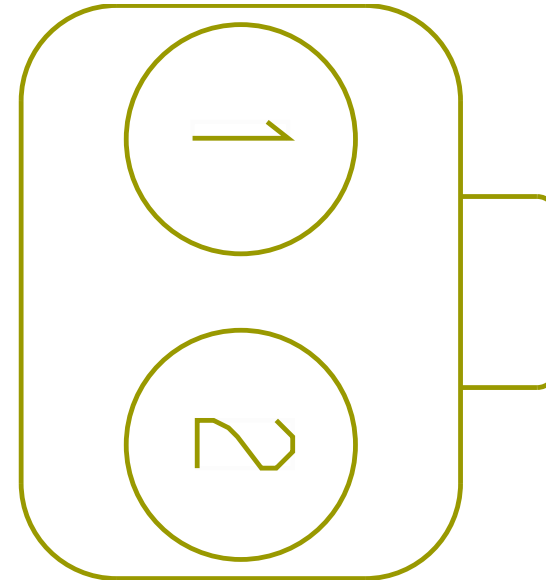
Name	Terminal Part Number	V-Min	Name	Wire Part Number	Wire CSA	Wire Spec	Wire Material description	Wire Color Description	Wire Length	End2 Terminal Part Number	End2 Pin Name	End2 Connector
2	-	-	ZE10-GR	2643689 R1	1.91	14.0	Std. Wall XLPE Primary Cable	WHITE	3020.0	-	-	-
3	-	-	-	-	-	-	-	-	-	-	-	-
4	-	-	-	-	-	-	-	-	-	-	-	-
6	-	-	ZE20	2643678 R1	1.16	16.0	Std. Wall XLPE Primary Cable	LIGHT GREEN	4630.0	-	51	1701

Connector Name N02_4411M5
 Part Number 3517760C1
 Instances B6.7/L9 - DLB - Remote Power Modules (2 RPM n/ Switch Pack):Diagram1-Combination2
 B6.7/L9 - DLB - Remote Power Modules (2 RPM w/ Switch Packs):Diagram1-Combination2



Name	Terminal Part Number	V-Min	Name	Wire Part Number	Wire CSA	Wire Spec	Wire Material description	Wire Color Description	Wire Length	End2 Terminal Part Number	End2 Pin Name	End2 Connector
A	-	-	ZA14H	2644026 R1	18.94	4.0	Std. Wall XLPE Battery Cable	RED	2115.0	-	A	4413F2

Connector Name N02_7112
 Part Number 3854645C91
 Short Description REMOTE WIF
 Instances
 B6.7 - Water In Fuel (WIF) Davco W/ Heater:Diagram1-Combination1
 B6.7 - Water In Fuel (WIF) Davco W/ Heater:Diagram1-Combination2
 B6.7 - Water In Fuel (WIF) Davco W/ Heater:Diagram1-Combination3
 B6.7 - Water In Fuel (WIF) Davco W/ Heater:Diagram1-Combination4
 B6.7 - Water In Fuel (WIF) Racor N/ Heater:Diagram1-Combination1
 B6.7 - Water In Fuel (WIF) Racor N/ Heater:Diagram1-Combination2
 B6.7 - Water In Fuel (WIF) Racor N/ Heater:Diagram1-Combination3
 B6.7 - Water In Fuel (WIF) Racor N/ Heater:Diagram1-Combination4
 B6.7 - Water In Fuel (WIF) Racor N/ Heater:Diagram1-Combination5
 B6.7 - Water In Fuel (WIF) Racor W/ Heater:Diagram1-Combination1
 B6.7 - Water In Fuel (WIF) Racor W/ Heater:Diagram1-Combination2
 B6.7 - Water In Fuel (WIF) Racor W/ Heater:Diagram1-Combination3
 B6.7 - Water In Fuel (WIF) Racor W/ Heater:Diagram1-Combination4
 B6.7 - Water In Fuel (WIF) Racor W/ Heater:Diagram1-Combination5



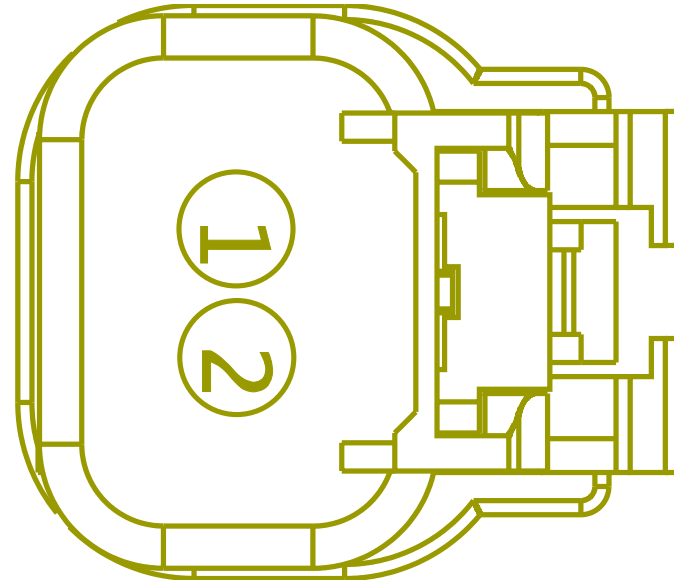
Mates K18_7112

Name	Terminal Part Number	V-Min	Name	Wire Part Number	Wire CSA	Wire Spec	Wire Material description	Wire Color Description	Wire Length	End2 Terminal Part Number	End2 Pin Name	End2 Connector
1	-	-	VS95	2643676 R1	0.79	18.0	Std. Wall XLPE Primary Cable	TAN	4405.0	-	1	N02_711 3H

Name	Terminal Part Number	V-Min	Name	Wire Part Number	Wire CSA	Wire Spec	Wire Material description	Wire Color Description	Wire Length	End2 Terminal Part Number	End2 Pin Name	End2 Connector
1	-	-	VK95	2643676 R1	0.79	18.0	Std. Wall XLPE Primary Cable	TAN	3885.0	-	1	N02_711 3C
1	-	-	VL95	2643676 R1	0.79	18.0	Std. Wall XLPE Primary Cable	TAN	4155.0	-	1	N02_711 3F
1	-	-	VN95	2643683 R1	1.16	16.0	Std. Wall XLPE Primary Cable	TAN	5205.0	-	1	N02_711 3G
1	-	-	VD95	2643683 R1	1.16	16.0	Std. Wall XLPE Primary Cable	TAN	5205.0	-	1	N02_7113
1	-	-	VF95	2643676 R1	0.79	18.0	Std. Wall XLPE Primary Cable	TAN	4135.0	-	1	7113D
1	-	-	VE95	2643676 R1	0.79	18.0	Std. Wall XLPE Primary Cable	TAN	3005.0	-	1	7113B
1	-	-	VG95	2643676 R1	0.79	18.0	Std. Wall XLPE Primary Cable	TAN	4205.0	-	1	7113E
1	-	-	VH95	2643676 R1	0.79	18.0	Std. Wall XLPE Primary Cable	TAN	5305.0	-	1	7113A

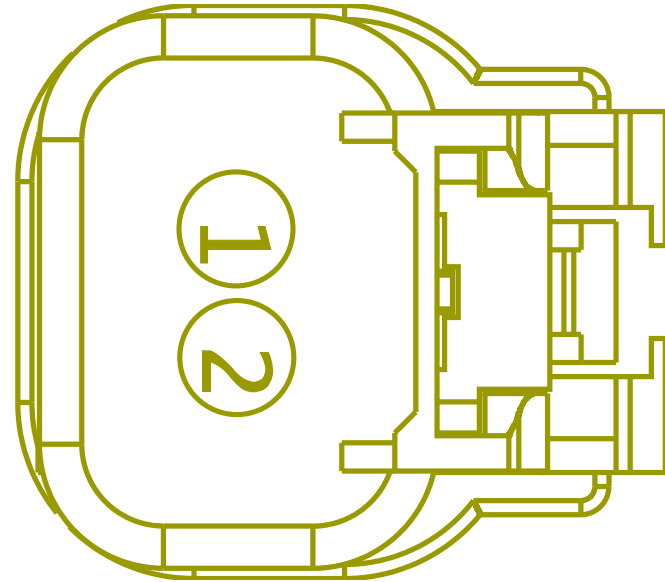
Name	Terminal Part Number	V-Min	Name	Wire Part Number	Wire CSA	Wire Spec	Wire Material description	Wire Color Description	Wire Length	End2 Terminal Part Number	End2 Pin Name	End2 Connect or
2	-	-	VS95-G	2643674 R1	0.79	18.0	Std. Wall XLPE Primary Cable	WHITE	4405.0	-	2	N02_711 3H
2	-	-	VK95-G	2643674 R1	0.79	18.0	Std. Wall XLPE Primary Cable	WHITE	3885.0	-	2	N02_711 3C
2	-	-	VL95-G	2643674 R1	0.79	18.0	Std. Wall XLPE Primary Cable	WHITE	4155.0	-	2	N02_711 3F
2	-	-	VD95-G	2643681 R1	1.16	16.0	Std. Wall XLPE Primary Cable	WHITE	5205.0	-	2	N02_7113
2	-	-	VN95-G	2643681 R1	1.16	16.0	Std. Wall XLPE Primary Cable	WHITE	5205.0	-	2	N02_711 3G
2	-	-	VE95-G	2643674 R1	0.79	18.0	Std. Wall XLPE Primary Cable	WHITE	3005.0	-	2	7113B
2	-	-	VG95-G	2643674 R1	0.79	18.0	Std. Wall XLPE Primary Cable	WHITE	4205.0	-	2	7113E
2	-	-	VH95-G	2643674 R1	0.79	18.0	Std. Wall XLPE Primary Cable	WHITE	5305.0	-	2	7113A
2	-	-	VF95-G	2643674 R1	0.79	18.0	Std. Wall XLPE Primary Cable	WHITE	4135.0	-	2	7113D

Connector Name N02_7113C
 Part Number 3977821C1
 Instances B6.7 - Water In Fuel (WIF) Racor N/ Heater:Diagram1-Combination2
 B6.7 - Water In Fuel (WIF) Racor W/ Heater:Diagram1-Combination2
 L9 - Water In Fuel (WIF) Racor N/ Heater:Diagram1-Combination1
 Mates DEV-FUEL FILTER ASSY-RACOR-7113C



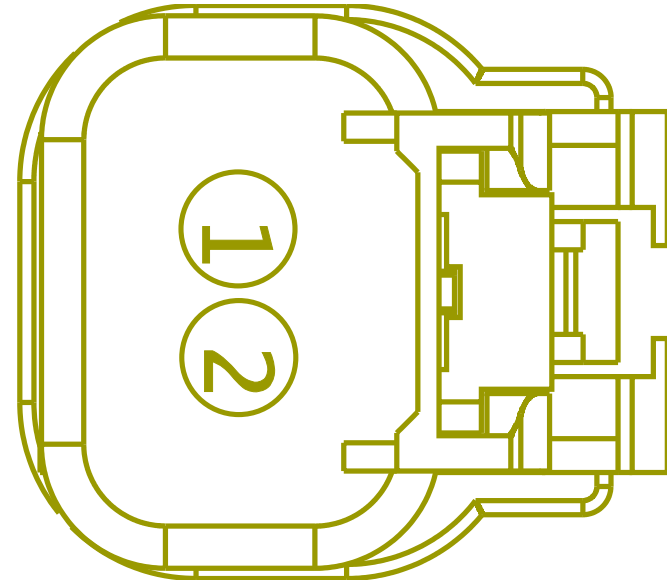
Name	Terminal Part Number	V-Min	Name	Wire Part Number	Wire CSA	Wire Spec	Wire Material description	Wire Color Description	Wire Length	End2 Terminal Part Number	End2 Pin Name	End2 Connector
1	-	-	VK95	2643676 R1	0.79	18.0	Std. Wall XLPE Primary Cable	TAN	3885.0	-	1	N02_7112
1	-	-	VK95	2643676 R1	0.79	18.0	Std. Wall XLPE Primary Cable	TAN	3885.0	-	1	7112
2	-	-	VK95-G	2643674 R1	0.79	18.0	Std. Wall XLPE Primary Cable	WHITE	3885.0	-	2	N02_7112
2	-	-	VK95-G	2643674 R1	0.79	18.0	Std. Wall XLPE Primary Cable	WHITE	3885.0	-	2	7112

Connector Name N02_7113F
 Part Number 3977821C1
 Instances B6.7 - Water In Fuel (WIF) Racor N/ Heater:Diagram1-Combination3
 B6.7 - Water In Fuel (WIF) Racor W/ Heater:Diagram1-Combination3
 L9 - Water In Fuel (WIF) Racor N/ Heater:Diagram1-Combination2
 Mates DEV-FUEL FILTER ASSY-RACOR-7113F



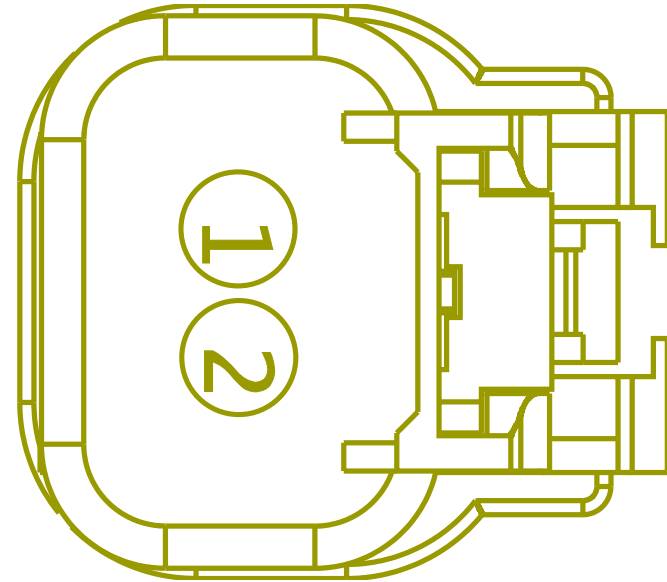
Name	Terminal Part Number	V-Min	Name	Wire Part Number	Wire CSA	Wire Spec	Wire Material description	Wire Color Description	Wire Length	End2 Terminal Part Number	End2 Pin Name	End2 Connector
1	-	-	VL95	2643676 R1	0.79	18.0	Std. Wall XLPE Primary Cable	TAN	4155.0	-	1	N02_7112
1	-	-	VL95	2643676 R1	0.79	18.0	Std. Wall XLPE Primary Cable	TAN	4155.0	-	1	7112
2	-	-	VL95-G	2643674 R1	0.79	18.0	Std. Wall XLPE Primary Cable	WHITE	4155.0	-	2	N02_7112
2	-	-	VL95-G	2643674 R1	0.79	18.0	Std. Wall XLPE Primary Cable	WHITE	4155.0	-	2	7112

Connector Name N02_7113G
 Part Number 3977821C1
 Instances B6.7 - Water In Fuel (WIF) Racor N/ Heater:Diagram1-Combination4
 B6.7 - Water In Fuel (WIF) Racor W/ Heater:Diagram1-Combination4
 L9 - Water In Fuel (WIF) Racor N/ Heater:Diagram1-Combination3
 Mates DEV-FUEL FILTER ASSY-RACOR-7113G



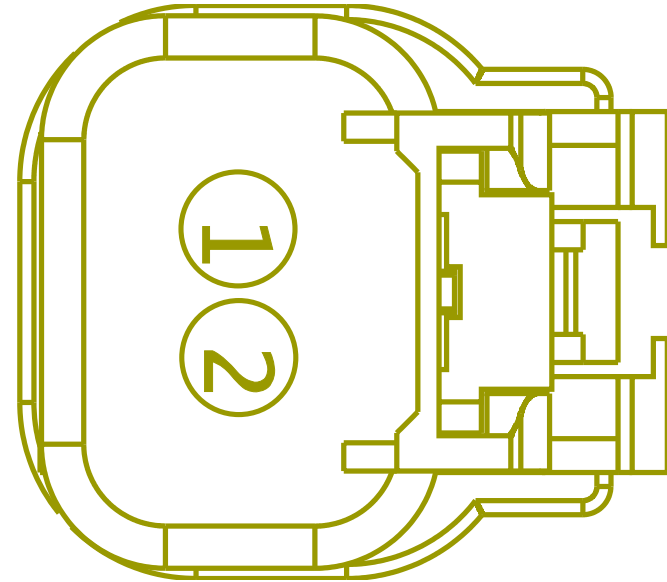
Name	Terminal Part Number	V-Min	Name	Wire Part Number	Wire CSA	Wire Spec	Wire Material description	Wire Color Description	Wire Length	End2 Terminal Part Number	End2 Pin Name	End2 Connector
1	-	-	VN95	2643683 R1	1.16	16.0	Std. Wall XLPE Primary Cable	TAN	5205.0	-	1	N02_7112
1	-	-	VN95	2643683 R1	1.16	16.0	Std. Wall XLPE Primary Cable	TAN	5205.0	-	1	7112
2	-	-	VN95-G	2643681 R1	1.16	16.0	Std. Wall XLPE Primary Cable	WHITE	5205.0	-	2	N02_7112
2	-	-	VN95-G	2643681 R1	1.16	16.0	Std. Wall XLPE Primary Cable	WHITE	5205.0	-	2	7112

Connector Name N02_7113H
 Part Number 3977821C1
 Instances B6.7 - Water In Fuel (WIF) Racor N/ Heater:Diagram1-Combination5
 B6.7 - Water In Fuel (WIF) Racor W/ Heater:Diagram1-Combination5
 L9 - Water In Fuel (WIF) Racor N/ Heater:Diagram1-Combination4
 Mates DEV-FUEL FILTER ASSY-RACOR-7113H



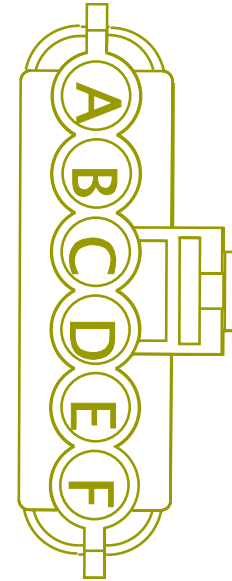
Name	Terminal Part Number	V-Min	Name	Wire Part Number	Wire CSA	Wire Spec	Wire Material description	Wire Color Description	Wire Length	End2 Terminal Part Number	End2 Pin Name	End2 Connector
1	-	-	VS95	2643676 R1	0.79	18.0	Std. Wall XLPE Primary Cable	TAN	4405.0	-	1	N02_7112
1	-	-	VD95	2643683 R1	1.16	16.0	Std. Wall XLPE Primary Cable	TAN	5205.0	-	1	7112
2	-	-	VS95-G	2643674 R1	0.79	18.0	Std. Wall XLPE Primary Cable	WHITE	4405.0	-	2	N02_7112
2	-	-	VD95-G	2643681 R1	1.16	16.0	Std. Wall XLPE Primary Cable	WHITE	5205.0	-	2	7112

Connector Name N02_7113
 Part Number 3977821C1
 Instances B6.7 - Water In Fuel (WIF) Racor N/ Heater:Diagram1-Combination1
 B6.7 - Water In Fuel (WIF) Racor W/ Heater:Diagram1-Combination1
 Mates DEV-FUEL FILTER ASSY-RACOR-7113



Name	Terminal Part Number	V-Min	Name	Wire Part Number	Wire CSA	Wire Spec	Wire Material description	Wire Color Description	Wire Length	End2 Terminal Part Number	End2 Pin Name	End2 Connector
1	-	-	VD95	2643683 R1	1.16	16.0	Std. Wall XLPE Primary Cable	TAN	5205.0	-	1	N02_7112
2	-	-	VD95-G	2643681 R1	1.16	16.0	Std. Wall XLPE Primary Cable	WHITE	5205.0	-	2	N02_7112

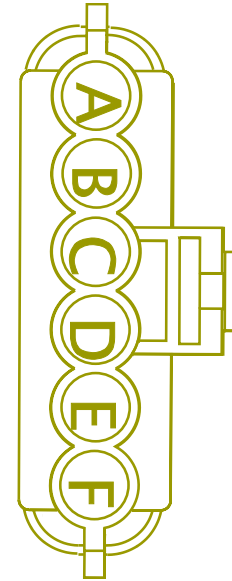
Connector Name N02_8802
 Part Number 3551896C1
 Instances B6.7 - Center Chassis Ground Splice Packs
 8802/8805/8807/8809:Diagram1
 Mates SP-0003-00-10-N0B-8802



Name	Terminal Part Number	V-Min	Name	Wire Part Number	Wire CSA	Wire Spec	Wire Material description	Wire Color Description	Wire Length	End2 Terminal Part Number	End2 Pin Name	End2 Connector
A	-	-	SL9	2643680 R1	1.16	16.0	Std. Wall XLPE Primary Cable	GREY	2130.0	-	13	1701F
B	-	-	RE9A	2643673 R1	0.79	18.0	Std. Wall XLPE Primary Cable	GREY	950.0	-	-	-
B	-	-	RG9A	2643673 R1	0.79	18.0	Std. Wall XLPE Primary Cable	GREY	1150.0	-	-	-
C	-	-	SP9B	2643673 R1	0.79	18.0	Std. Wall XLPE Primary Cable	GREY	2325.0	-	-	-

Name	Terminal Part Number	V-Min	Name	Wire Part Number	Wire CSA	Wire Spec	Wire Material description	Wire Color Description	Wire Length	End2 Terminal Part Number	End2 Pin Name	End2 Connector
F	-	-	MF9F	2643673 R1	0.79	18.0	Std. Wall XLPE Primary Cable	GREY	2500.0	-	-	-

Connector Name N02_8807
 Part Number 3551896C1
 Instances B6.7 - Center Chassis Ground Splice Packs
 8802/8805/8807/8809:Diagram1
 Mates SP-0003-00-10-N0C-8807

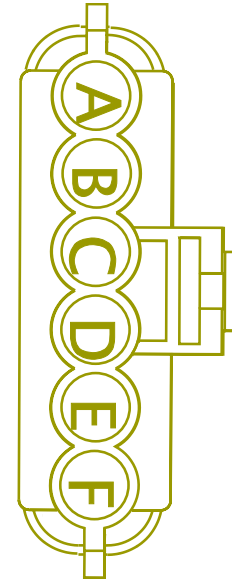


Name	Terminal Part Number	V-Min	Name	Wire Part Number	Wire CSA	Wire Spec	Wire Material description	Wire Color Description	Wire Length	End2 Terminal Part Number	End2 Pin Name	End2 Connector
A	-	-	SL11-GA	2643787 R1	3.01	12.0	Std. Wall XLPE Primary Cable	WHITE	3010.0	-	1	9717B
B	-	-	SL10-G	3510362 R1	3.01	12.0	Thin Wall XLPE Primary Cable	WHITE	1920.0	-	-	-
C	-	-	PF39-GB	2643681 R1	1.16	16.0	Std. Wall XLPE Primary Cable	WHITE	1295.0	-	-	-
C	-	-	TA39-GB	2643681 R1	1.16	16.0	Std. Wall XLPE Primary Cable	WHITE	1920.0	-	-	-

Name	Terminal Part Number	V-Min	Name	Wire Part Number	Wire CSA	Wire Spec	Wire Material description	Wire Color Description	Wire Length	End2 Terminal Part Number	End2 Pin Name	End2 Connector
C	-	-	NH39-GB	2643681 R1	1.16	16.0	Std. Wall XLPE Primary Cable	WHITE	800.0	-	-	-
C	-	-	UB39-GB	2643681 R1	1.16	16.0	Std. Wall XLPE Primary Cable	WHITE	2710.0	-	-	-
D	-	-	PG39-GF	2643674 R1	0.79	18.0	Std. Wall XLPE Primary Cable	WHITE	1500.0	-	-	-
D	-	-	NP39-GF	2643674 R1	0.79	18.0	Std. Wall XLPE Primary Cable	WHITE	875.0	-	-	-
D	-	-	TC39-GF	2643674 R1	0.79	18.0	Std. Wall XLPE Primary Cable	WHITE	2045.0	-	-	-
D	-	-	NN39-GF	2643674 R1	0.79	18.0	Std. Wall XLPE Primary Cable	WHITE	1925.0	-	-	-
D	-	-	NR39-GF	2643674 R1	0.79	18.0	Std. Wall XLPE Primary Cable	WHITE	4395.0	-	-	-
D	-	-	PH39-GF	2643674 R1	0.79	18.0	Std. Wall XLPE Primary Cable	WHITE	1200.0	-	-	-

Name	Terminal Part Number	V-Min	Name	Wire Part Number	Wire CSA	Wire Spec	Wire Material description	Wire Color Description	Wire Length	End2 Terminal Part Number	End2 Pin Name	End2 Connector
F	-	-	ND11-GD	2643787 R1	3.01	12.0	Std. Wall XLPE Primary Cable	WHITE	250.0	-	-	-
F	-	-	PV11-GBB	2643787 R1	3.01	12.0	Std. Wall XLPE Primary Cable	WHITE	2450.0	-	-	-

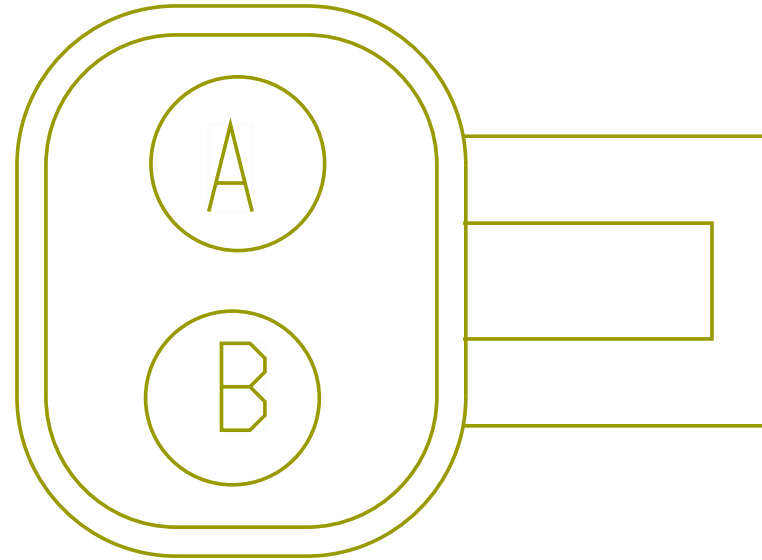
Connector Name N02_8809
 Part Number 3551896C1
 Instances B6.7 - Center Chassis Ground Splice Packs
 8802/8805/8807/8809:Diagram1
 Mates SP-0003-00-10-N0A-8809



Name	Terminal Part Number	V-Min	Name	Wire Part Number	Wire CSA	Wire Spec	Wire Material description	Wire Color Description	Wire Length	End2 Terminal Part Number	End2 Pin Name	End2 Connector
A	-	-	SL11-GB	2643787 R1	3.01	12.0	Std. Wall XLPE Primary Cable	WHITE	2060.0	-	1	9717B
C	-	-	NT10-GS	2643689 R1	1.91	14.0	Std. Wall XLPE Primary Cable	WHITE	2895.0	-	-	-
C	-	-	RA10-GR	2643689 R1	1.91	14.0	Std. Wall XLPE Primary Cable	WHITE	2250.0	-	-	-
C	-	-	ZE10-GR	2643689 R1	1.91	14.0	Std. Wall XLPE Primary Cable	WHITE	3020.0	-	-	-

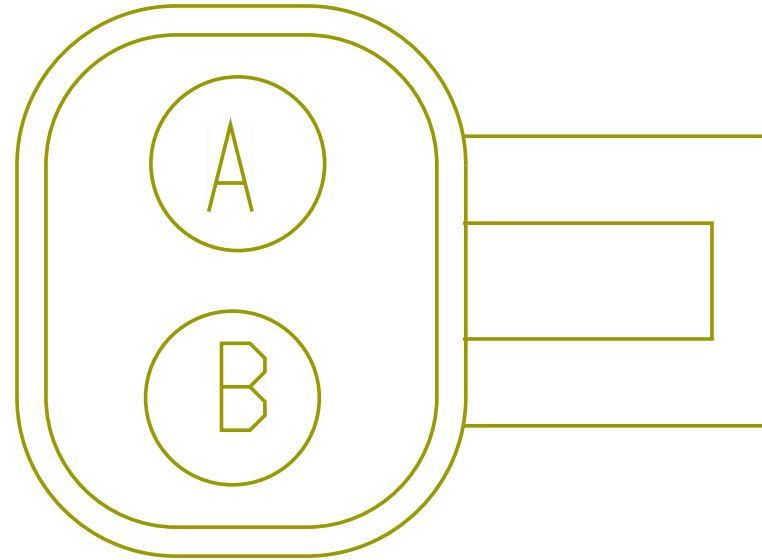
Name	Terminal Part Number	V-Min	Name	Wire Part Number	Wire CSA	Wire Spec	Wire Material description	Wire Color Description	Wire Length	End2 Terminal Part Number	End2 Pin Name	End2 Connector
D	-	-	YN65-G	2643681 R1	1.16	16.0	Std. Wall XLPE Primary Cable	WHITE	2895.0	-	-	-
D	-	-	YK11-GD	3510360 R1	1.16	16.0	Thin Wall XLPE Primary Cable	WHITE	215.0	-	-	-
D	-	-	YM65-G	2643681 R1	1.16	16.0	Std. Wall XLPE Primary Cable	WHITE	1125.0	-	-	-
D	-	-	YJ11-GD	3510360 R1	1.16	16.0	Thin Wall XLPE Primary Cable	WHITE	180.0	-	-	-
E	-	-	RL49-G	2643674 R1	0.79	18.0	Std. Wall XLPE Primary Cable	WHITE	2870.0	-	-	-
F	-	-	XM59-G	2643787 R1	3.01	12.0	Std. Wall XLPE Primary Cable	WHITE	1700.0	-	A	8805

Connector Name N02_9001
 Part Number 1671610C1
 Instances B6.7 - Drain Valve Heater:Diagram1-Combination1
 Mates HTR-DRAIN_VALVE-3042-01-01A



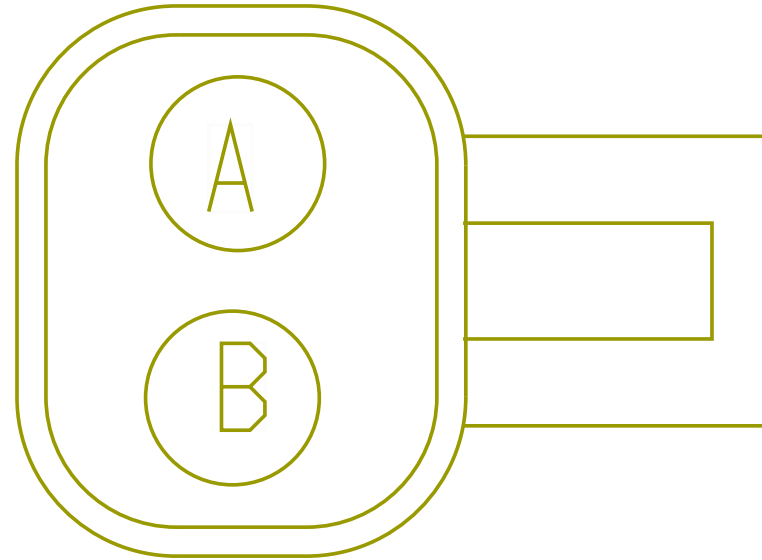
Name	Terminal Part Number	V-Min	Name	Wire Part Number	Wire CSA	Wire Spec	Wire Material description	Wire Color Description	Wire Length	End2 Terminal Part Number	End2 Pin Name	End2 Connector
A	-	-	NP39A	2643673 R1	0.79	18.0	Std. Wall XLPE Primary Cable	GREY	3435.0	-	40	1701F
B	-	-	NP39-GF	2643674 R1	0.79	18.0	Std. Wall XLPE Primary Cable	WHITE	875.0	-	-	-

Connector Name N02_9002C
 Part Number 1671610C1
 Instances B6.7 - Drain Valve Heater:Diagram1-Combination3



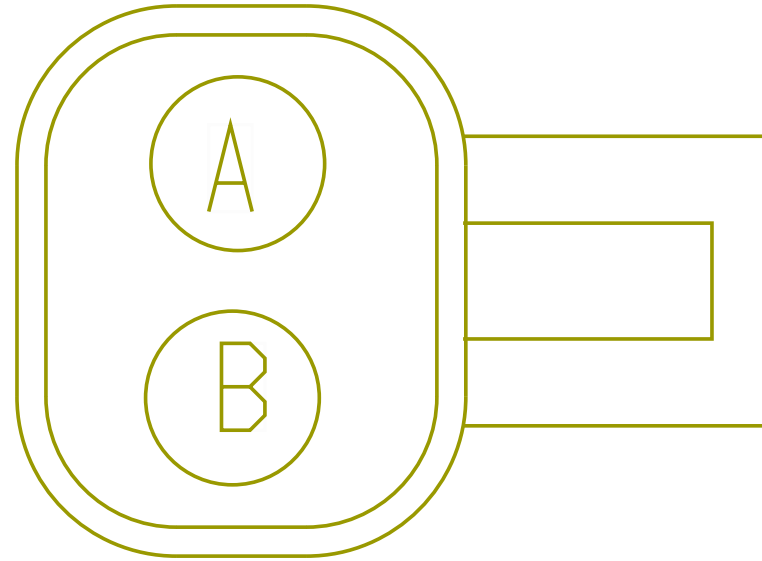
Name	Terminal Part Number	V-Min	Name	Wire Part Number	Wire CSA	Wire Spec	Wire Material description	Wire Color Description	Wire Length	End2 Terminal Part Number	End2 Pin Name	End2 Connector
A	-	-	NR39A	2643673 R1	0.79	18.0	Std. Wall XLPE Primary Cable	GREY	6955.0	-	40	1701F
B	-	-	NR39-GF	2643674 R1	0.79	18.0	Std. Wall XLPE Primary Cable	WHITE	4395.0	-	-	-

Connector Name N02_9002
 Part Number 1671610C1
 Instances B6.7 - Drain Valve Heater:Diagram1-Combination2



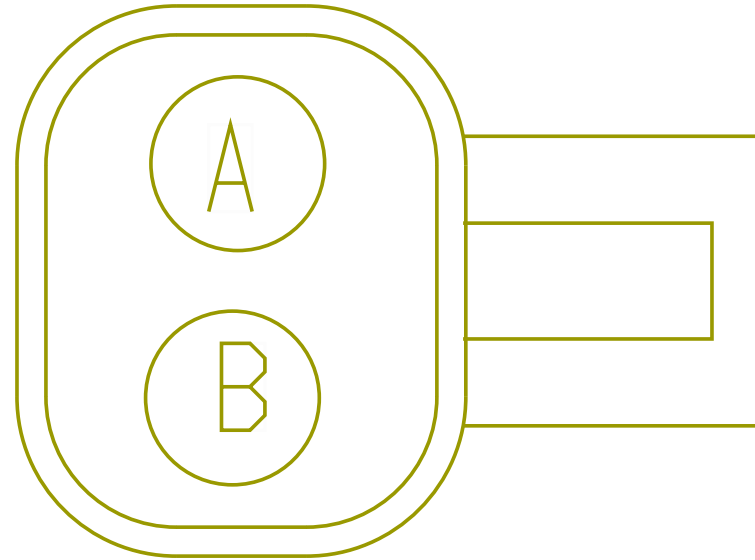
Name	Terminal Part Number	V-Min	Name	Wire Part Number	Wire CSA	Wire Spec	Wire Material description	Wire Color Description	Wire Length	End2 Terminal Part Number	End2 Pin Name	End2 Connector
A	-	-	NN39A	2643673 R1	0.79	18.0	Std. Wall XLPE Primary Cable	GREY	4025.0	-	40	1701F
B	-	-	NN39-GF	2643674 R1	0.79	18.0	Std. Wall XLPE Primary Cable	WHITE	1925.0	-	-	-

Connector Name N02_9003K
 Part Number 1671610C1
 Instances B6.7 - Drain Valve Heater:Diagram1-Combination5



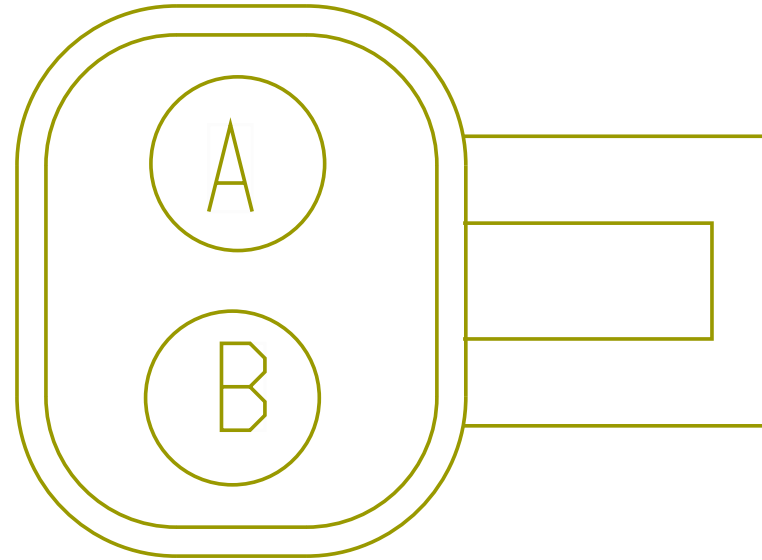
Name	Terminal Part Number	V-Min	Name	Wire Part Number	Wire CSA	Wire Spec	Wire Material description	Wire Color Description	Wire Length	End2 Terminal Part Number	End2 Pin Name	End2 Connector
A	-	-	PG39A	2643673 R1	0.79	18.0	Std. Wall XLPE Primary Cable	GREY	4060.0	-	40	1701F
B	-	-	PG39-GF	2643674 R1	0.79	18.0	Std. Wall XLPE Primary Cable	WHITE	1500.0	-	-	-

Connector Name N02_9003L
 Part Number 1671610C1
 Instances B6.7 - Drain Valve Heater:Diagram1-Combination6



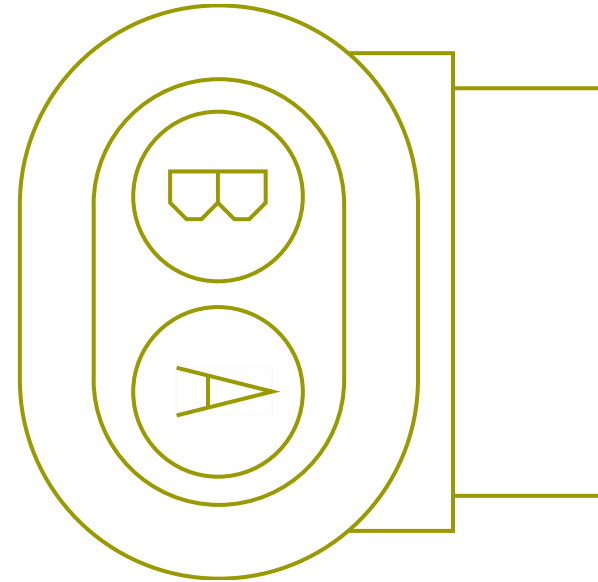
Name	Terminal Part Number	V-Min	Name	Wire Part Number	Wire CSA	Wire Spec	Wire Material description	Wire Color Description	Wire Length	End2 Terminal Part Number	End2 Pin Name	End2 Connector
A	-	-	TC39A	2643673 R1	0.79	18.0	Std. Wall XLPE Primary Cable	GREY	4605.0	-	40	1701F
B	-	-	TC39-GF	2643674 R1	0.79	18.0	Std. Wall XLPE Primary Cable	WHITE	2045.0	-	-	-

Connector Name N02_9003
 Part Number 1671610C1
 Instances B6.7 - Drain Valve Heater:Diagram1-Combination4



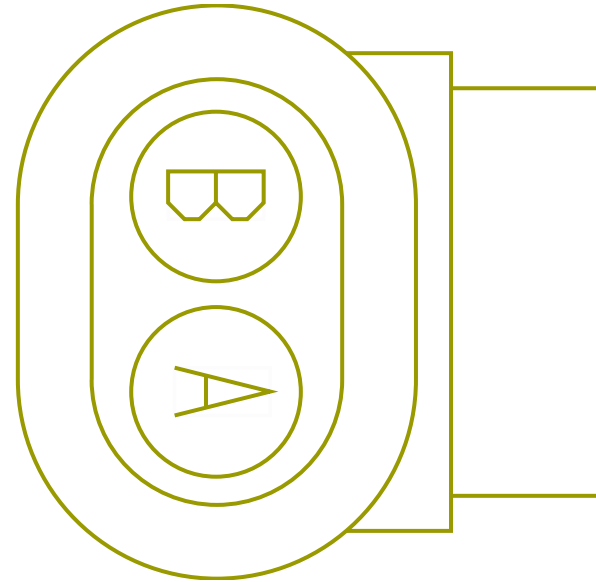
Name	Terminal Part Number	V-Min	Name	Wire Part Number	Wire CSA	Wire Spec	Wire Material description	Wire Color Description	Wire Length	End2 Terminal Part Number	End2 Pin Name	End2 Connector
A	-	-	PH39A	2643673 R1	0.79	18.0	Std. Wall XLPE Primary Cable	GREY	3760.0	-	40	1701F
B	-	-	PH39-GF	2643674 R1	0.79	18.0	Std. Wall XLPE Primary Cable	WHITE	1200.0	-	-	-

Connector Name N02_9100
 Part Number 1661778C1
 Instances B6.7 - 26" Fuel Tank - Secondary:Diagram1-Combination1



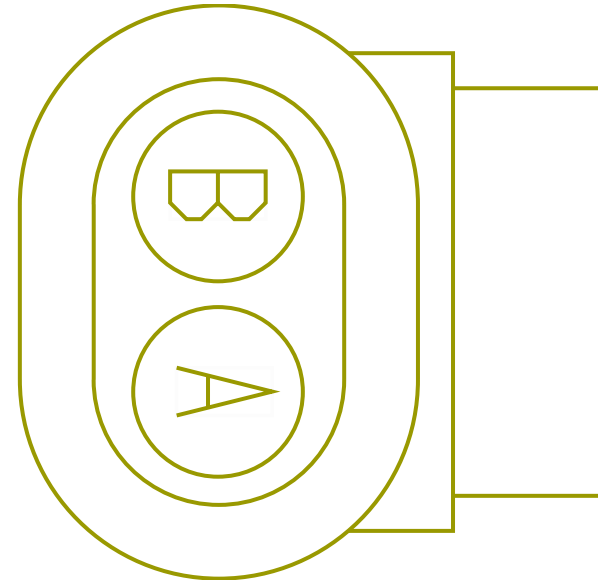
Name	Terminal Part Number	V-Min	Name	Wire Part Number	Wire CSA	Wire Spec	Wire Material description	Wire Color Description	Wire Length	End2 Terminal Part Number	End2 Pin Name	End2 Connector
A	-	-	RE36B	2643676 R1	0.79	18.0	Std. Wall XLPE Primary Cable	TAN	3030.0	-	29	1701F
B	-	-	RE9A	2643673 R1	0.79	18.0	Std. Wall XLPE Primary Cable	GREY	950.0	-	-	-

Connector Name N02_9101
 Part Number 1661778C1
 Instances B6.7 - 26" Fuel Tank:Diagram1-Combination1
 Mates SNSR-FUEL_LEVEL-3017-05-01




Name	Terminal Part Number	V-Min	Name	Wire Part Number	Wire CSA	Wire Spec	Wire Material description	Wire Color Description	Wire Length	End2 Terminal Part Number	End2 Pin Name	End2 Connector
A	-	-	SP36A	2643676 R1	0.79	18.0	Std. Wall XLPE Primary Cable	TAN	4305.0	-	27	1701F
B	-	-	SP9B	2643673 R1	0.79	18.0	Std. Wall XLPE Primary Cable	GREY	2325.0	-	-	-

Connector Name N02_9103
 Part Number 1661778C1
 Instances B6.7 - 26" Fuel Tank - Secondary:Diagram1-Combination2
 Mates SNSR-FUEL_LEVEL-3017-05-01



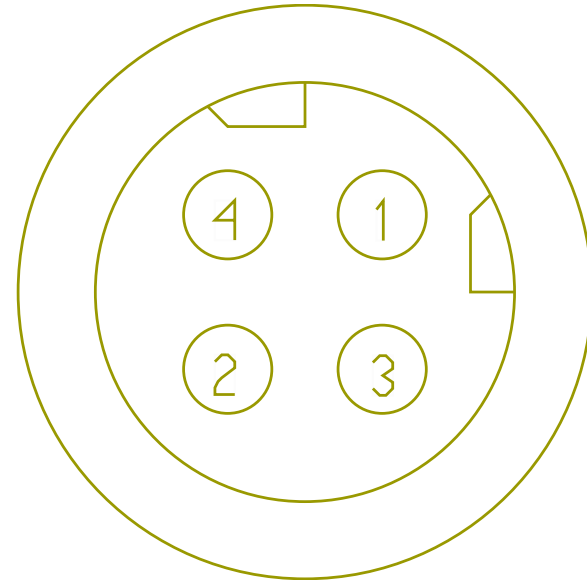
Name	Terminal Part Number	V-Min	Name	Wire Part Number	Wire CSA	Wire Spec	Wire Material description	Wire Color Description	Wire Length	End2 Terminal Part Number	End2 Pin Name	End2 Connector
A	-	-	RG36B	2643676 R1	0.79	18.0	Std. Wall XLPE Primary Cable	TAN	3130.0	-	29	1701F
B	-	-	RG9A	2643673 R1	0.79	18.0	Std. Wall XLPE Primary Cable	GREY	1150.0	-	-	-

Connector Name N02_9512A
 Part Number 3678796C1
 Instances B6.7 - Stability Control (Bendix Straight Truck J1939 Driven Lamp):Diagram1
 Mates SOL-TCV_BENDIX-3026-01-01A



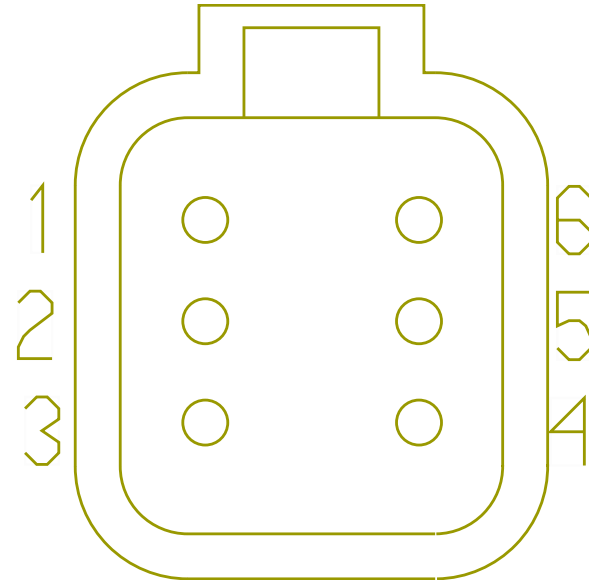
Name	Terminal Part Number	V-Min	Name	Wire Part Number	Wire CSA	Wire Spec	Wire Material description	Wire Color Description	Wire Length	End2 Terminal Part Number	End2 Pin Name	End2 Connector
1	-	-	VP94SJ	2643673 R1	0.79	18.0	Std. Wall XLPE Primary Cable	GREY	2710.0	-	49	1701F
2	-	-	VP94SK	2643673 R1	0.79	18.0	Std. Wall XLPE Primary Cable	GREY	2710.0	-	69	1701F

Connector Name N02_9514F
 Part Number 3601685C1
 Instances B6.7 - Stability Control (Bendix Straight Truck J1939 Driven Lamp):Diagram1
 Mates SNSR-YAW_RATE-3026-01-01A



Name	Terminal Part Number	V-Min	Name	Wire Part Number	Wire CSA	Wire Spec	Wire Material description	Wire Color Description	Wire Length	End2 Terminal Part Number	End2 Pin Name	End2 Connector
1	-	-	TF94SAB	2643673 R1	0.79	18.0	Std. Wall XLPE Primary Cable	GREY	4355.0	-	54	1701F
2	-	-	TF94SCB	2643673 R1	0.79	18.0	Std. Wall XLPE Primary Cable	GREY	4355.0	-	55	1701F
3	-	-	-	-	-	-	-	-	-	-	-	-
4	-	-	-	-	-	-	-	-	-	-	-	-

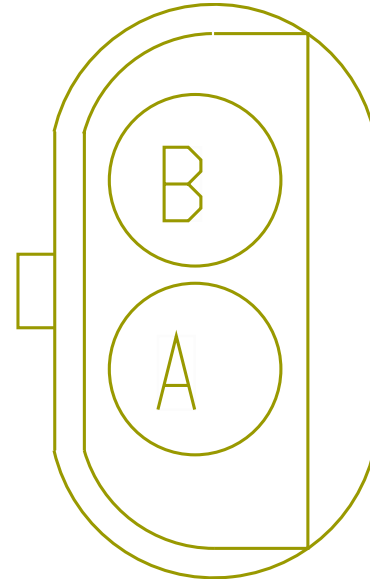
Connector Name N02_9769
 Part Number 3673640C1
 Instances L9 - Collision Avoidance System (Warning):Diagram1
 Mates SNSR-SIDE_RADAR-3011-03-02



Name	Terminal Part Number	V-Min	Name	Wire Part Number	Wire CSA	Wire Spec	Wire Material description	Wire Color Description	Wire Length	End2 Terminal Part Number	End2 Pin Name	End2 Connector
1	-	-	UC67TA	2643680 R1	1.16	16.0	Std. Wall XLPE Primary Cable	GREY	4605.0	-	5	1701F
2	-	-	UC67-G	2643681 R1	1.16	16.0	Std. Wall XLPE Primary Cable	WHITE	4955.0	-	-	-
3	-	-	UC67U	2643680 R1	1.16	16.0	Std. Wall XLPE Primary Cable	GREY	4605.0	-	6	1701F
4	-	-	UC67V	2643680 R1	1.16	16.0	Std. Wall XLPE Primary Cable	GREY	4605.0	-	9	1701F

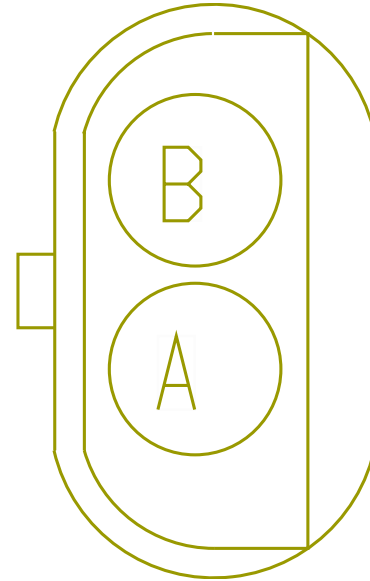
Name	Terminal Part Number	V-Min	Name	Wire Part Number	Wire CSA	Wire Spec	Wire Material description	Wire Color Description	Wire Length	End2 Terminal Part Number	End2 Pin Name	End2 Connector
5	-	-	UC67W	2643680 R1	1.16	16.0	Std. Wall XLPE Primary Cable	GREY	4605.0	-	10	1701F

Connector Name N02_9778
 Part Number 587567C91
 Instances B6.7 - Remote Start/Stop:Diagram1
 B6.7 - Remote Start/Stop w/ Emergency Pump:Diagram1
 Mates CONN-BODY_BUILDER_REMOTE_S /S-5038-02-01A



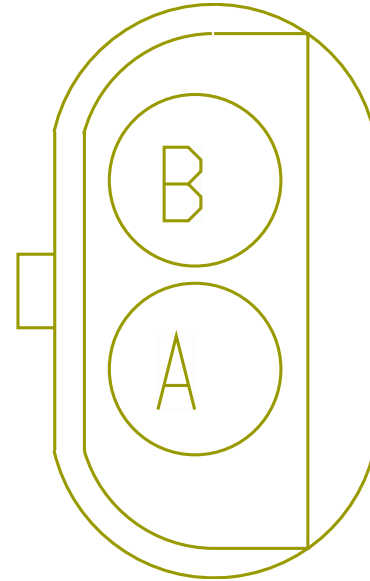
Name	Terminal Part Number	V-Min	Name	Wire Part Number	Wire CSA	Wire Spec	Wire Material description	Wire Color Description	Wire Length	End2 Terminal Part Number	End2 Pin Name	End2 Connector
A	-	-	SW59CA	3510312 R1	1.16	16.0	Thin Wall XLPE Primary Cable	GREY	4680.0	-	44	1701F
B	-	-	SW104CA	3510354 R1	1.16	16.0	Thin Wall XLPE Primary Cable	DARK BLUE	4580.0	-	43	1701F

Connector Name N02_9801A
 Part Number 587567C91
 Instances B6.7 - Fuel Heater (Vehicle Powered)(Davco):Diagram1-Combination2



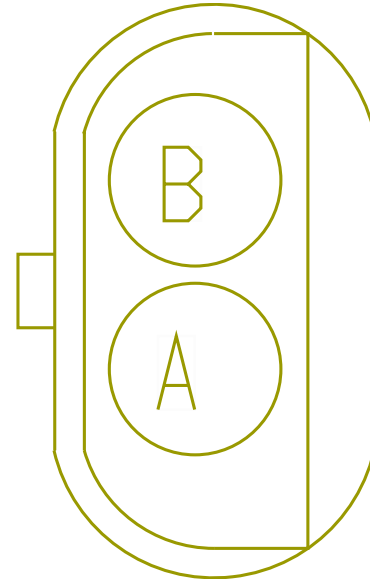
Name	Terminal Part Number	V-Min	Name	Wire Part Number	Wire CSA	Wire Spec	Wire Material description	Wire Color Description	Wire Length	End2 Terminal Part Number	End2 Pin Name	End2 Connector
A	-	-	SA19	2643680 R1	1.16	16.0	Std. Wall XLPE Primary Cable	GREY	4360.0	-	67	1701F
B	-	-	SA19-G	3510360 R1	1.16	16.0	Thin Wall XLPE Primary Cable	WHITE	1550.0	-	-	-

Connector Name N02_9801B
 Part Number 587567C91
 Instances B6.7 - Fuel Heater (Vehicle Powered)(Davco):Diagram1-Combination3



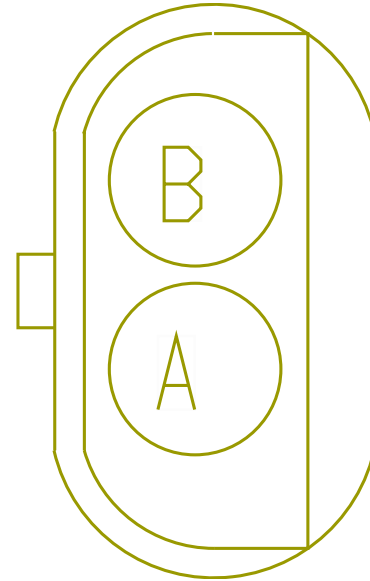
Name	Terminal Part Number	V-Min	Name	Wire Part Number	Wire CSA	Wire Spec	Wire Material description	Wire Color Description	Wire Length	End2 Terminal Part Number	End2 Pin Name	End2 Connector
A	-	-	TB19	2643680 R1	1.16	16.0	Std. Wall XLPE Primary Cable	GREY	3355.0	-	67	1701F
B	-	-	TB19-G	3510360 R1	1.16	16.0	Thin Wall XLPE Primary Cable	WHITE	2555.0	-	-	-

Connector Name N02_9801C
 Part Number 587567C91
 Instances B6.7 - Fuel Heater (Vehicle Powered)(Davco):Diagram1-Combination4



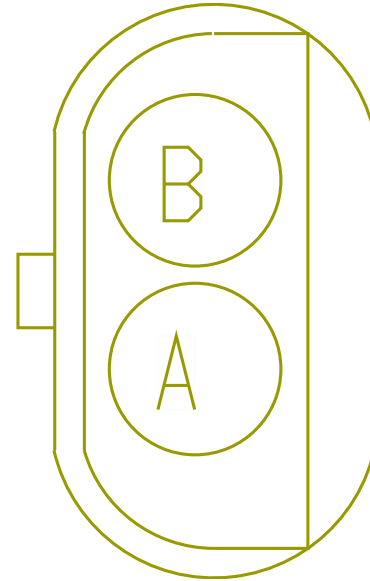
Name	Terminal Part Number	V-Min	Name	Wire Part Number	Wire CSA	Wire Spec	Wire Material description	Wire Color Description	Wire Length	End2 Terminal Part Number	End2 Pin Name	End2 Connector
A	-	-	TG19	2643680 R1	1.16	16.0	Std. Wall XLPE Primary Cable	GREY	3985.0	-	67	1701F
B	-	-	TG19-G	3510360 R1	1.16	16.0	Thin Wall XLPE Primary Cable	WHITE	1725.0	-	-	-

Connector Name N02_9801D
 Part Number 587567C91
 Instances B6.7 - Fuel Heater (Vehicle Powered)(Davco):Diagram1-Combination5



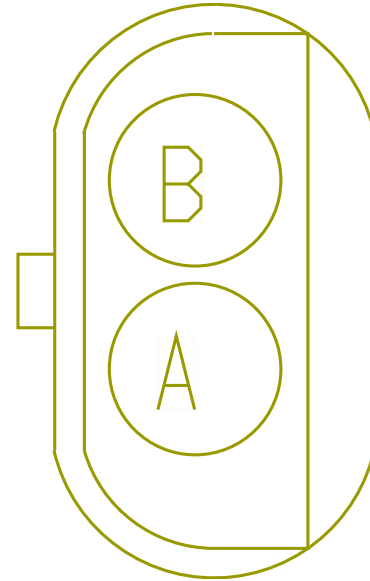
Name	Terminal Part Number	V-Min	Name	Wire Part Number	Wire CSA	Wire Spec	Wire Material description	Wire Color Description	Wire Length	End2 Terminal Part Number	End2 Pin Name	End2 Connector
A	-	-	TH19	2643680 R1	1.16	16.0	Std. Wall XLPE Primary Cable	GREY	4055.0	-	67	1701F
B	-	-	TH19-G	3510360 R1	1.16	16.0	Thin Wall XLPE Primary Cable	WHITE	895.0	-	-	-

Connector Name N02_9801E
 Part Number 587567C91
 Instances B6.7 - Fuel Heater (Vehicle Powered)(Davco):Diagram1-Combination6
 Mates DEV-FUEL FILTER ASSY-3036-01-08:A



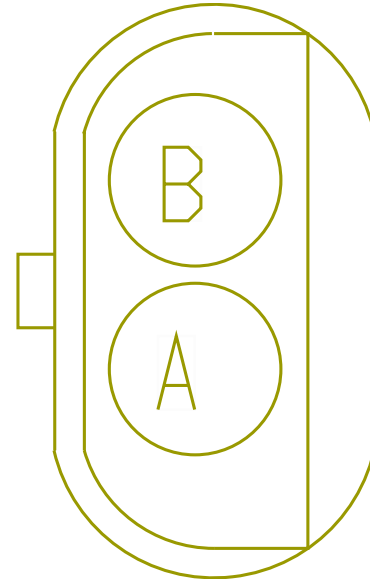
Name	Terminal Part Number	V-Min	Name	Wire Part Number	Wire CSA	Wire Spec	Wire Material description	Wire Color Description	Wire Length	End2 Terminal Part Number	End2 Pin Name	End2 Connector
A	-	-	TM19	2643680 R1	1.16	16.0	Std. Wall XLPE Primary Cable	GREY	2855.0	-	67	1701F
B	-	-	TM19-G	3510360 R1	1.16	16.0	Thin Wall XLPE Primary Cable	WHITE	2055.0	-	-	-

Connector Name N02_9801F
 Part Number 587567C91
 Instances B6.7 - Fuel Heater (Vehicle Powered)(Davco):Diagram1-Combination7



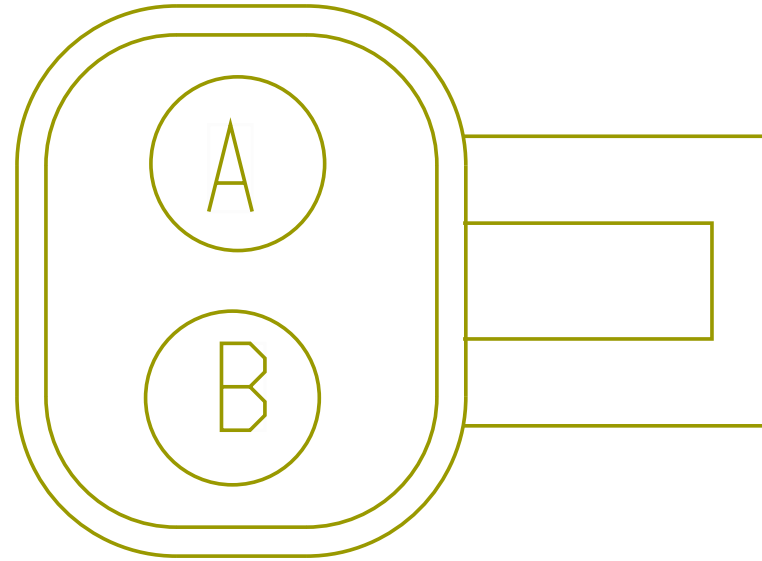
Name	Terminal Part Number	V-Min	Name	Wire Part Number	Wire CSA	Wire Spec	Wire Material description	Wire Color Description	Wire Length	End2 Terminal Part Number	End2 Pin Name	End2 Connector
A	-	-	TN19	2643680 R1	1.16	16.0	Std. Wall XLPE Primary Cable	GREY	5155.0	-	67	1701F
B	-	-	TN19-G	3510360 R1	1.16	16.0	Thin Wall XLPE Primary Cable	WHITE	1995.0	-	-	-

Connector Name N02_9801
 Part Number 587567C91
 Instances B6.7 - Fuel Heater (Vehicle Powered)(Davco):Diagram1-Combination1
 Mates DEV-FUEL FILTER ASSY-3036-01-08:A



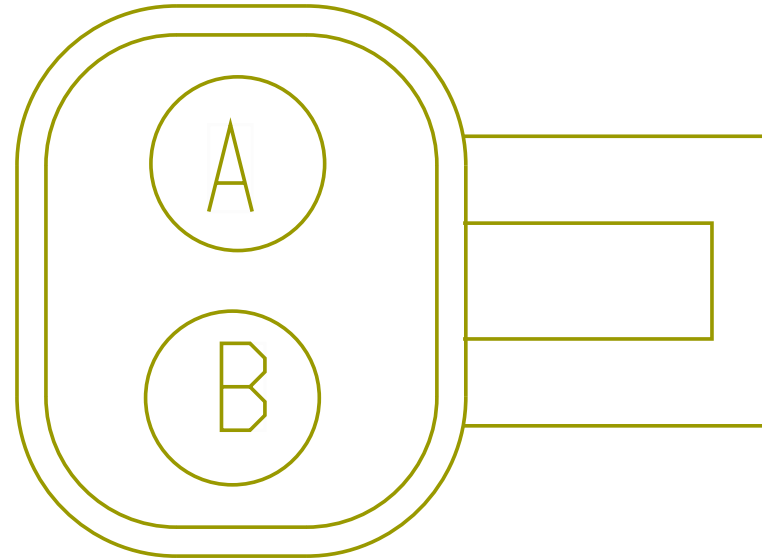
Name	Terminal Part Number	V-Min	Name	Wire Part Number	Wire CSA	Wire Spec	Wire Material description	Wire Color Description	Wire Length	End2 Terminal Part Number	End2 Pin Name	End2 Connector
A	-	-	PM19	2643680 R1	1.16	16.0	Std. Wall XLPE Primary Cable	GREY	5455.0	-	67	1701F
B	-	-	PM19-G	3510360 R1	1.16	16.0	Thin Wall XLPE Primary Cable	WHITE	2295.0	-	-	-

Connector Name N02_9803A
 Part Number 1671610C1
 Instances B6.7 - Fuel Heater (Vehicle Powered)(Racor):Diagram1-Combination2



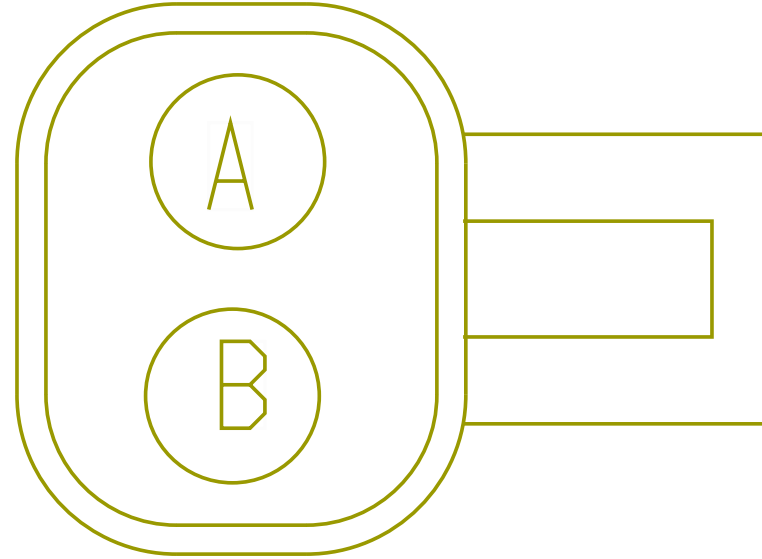
Name	Terminal Part Number	V-Min	Name	Wire Part Number	Wire CSA	Wire Spec	Wire Material description	Wire Color Description	Wire Length	End2 Terminal Part Number	End2 Pin Name	End2 Connector
A	-	-	TK19	2643680 R1	1.16	16.0	Std. Wall XLPE Primary Cable	GREY	3885.0	-	67	1701F
B	-	-	TK19-G	3510360 R1	1.16	16.0	Thin Wall XLPE Primary Cable	WHITE	1625.0	-	-	-

Connector Name N02_9803B
 Part Number 1671610C1
 Instances B6.7 - Fuel Heater (Vehicle Powered)(Racor):Diagram1-Combination3
 Mates DEV-FUEL FILTER ASSY-3036-01-03A



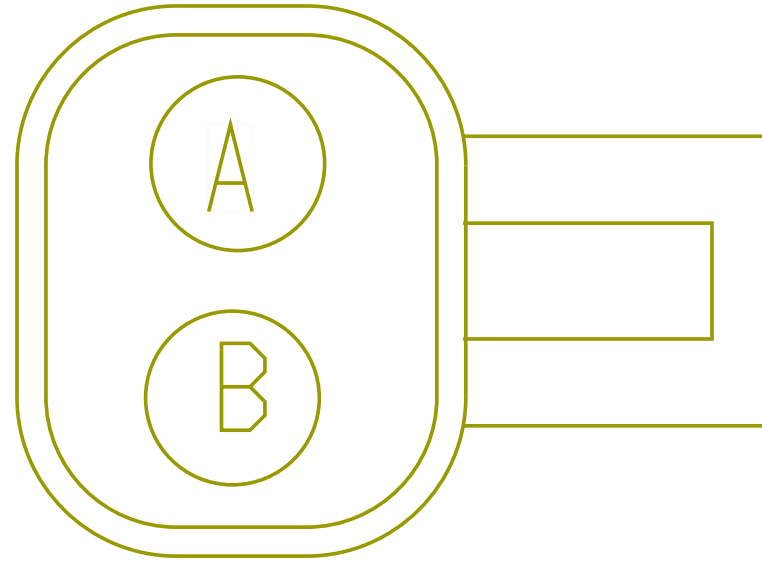
Name	Terminal Part Number	V-Min	Name	Wire Part Number	Wire CSA	Wire Spec	Wire Material description	Wire Color Description	Wire Length	End2 Terminal Part Number	End2 Pin Name	End2 Connector
A	-	-	TL19	2643680 R1	1.16	16.0	Std. Wall XLPE Primary Cable	GREY	4005.0	-	67	1701F
B	-	-	TL19-G	3510360 R1	1.16	16.0	Thin Wall XLPE Primary Cable	WHITE	845.0	-	-	-

Connector Name N02_9803C
 Part Number 1671610C1
 Instances B6.7 - Fuel Heater (Vehicle Powered)(Racor):Diagram1-Combination4
 Mates DEV-FUEL FILTER ASSY-3036-01-03A



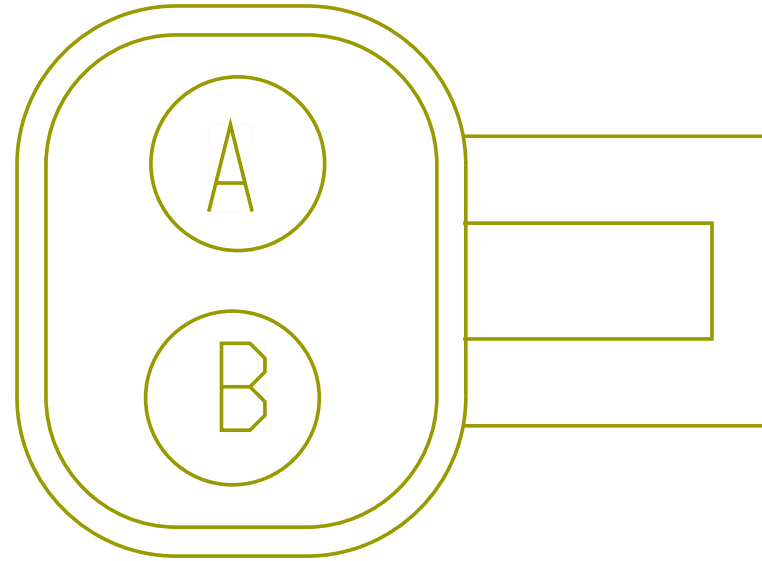
Name	Terminal Part Number	V-Min	Name	Wire Part Number	Wire CSA	Wire Spec	Wire Material description	Wire Color Description	Wire Length	End2 Terminal Part Number	End2 Pin Name	End2 Connector
A	-	-	TP19	2643680 R1	1.16	16.0	Std. Wall XLPE Primary Cable	GREY	4955.0	-	67	1701F
B	-	-	TP19-G	2643681 R1	1.16	16.0	Std. Wall XLPE Primary Cable	WHITE	1795.0	-	-	-

Connector Name N02_9803D
 Part Number 1671610C1
 Instances B6.7 - Fuel Heater (Vehicle Powered)(Racor):Diagram1-Combination5



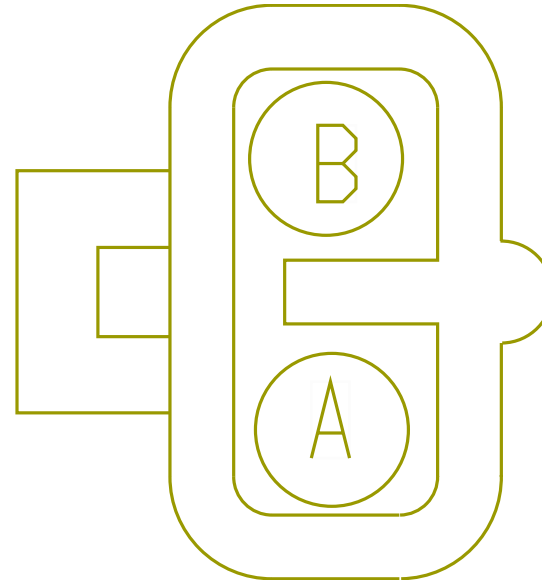
Name	Terminal Part Number	V-Min	Name	Wire Part Number	Wire CSA	Wire Spec	Wire Material description	Wire Color Description	Wire Length	End2 Terminal Part Number	End2 Pin Name	End2 Connector
A	-	-	TR19	2643680 R1	1.16	16.0	Std. Wall XLPE Primary Cable	GREY	4005.0	-	67	1701F
B	-	-	TR19-G	3510360 R1	1.16	16.0	Thin Wall XLPE Primary Cable	WHITE	2505.0	-	-	-

Connector Name N02_9803
 Part Number 1671610C1
 Instances B6.7 - Fuel Heater (Vehicle Powered)(Racor):Diagram1-Combination1



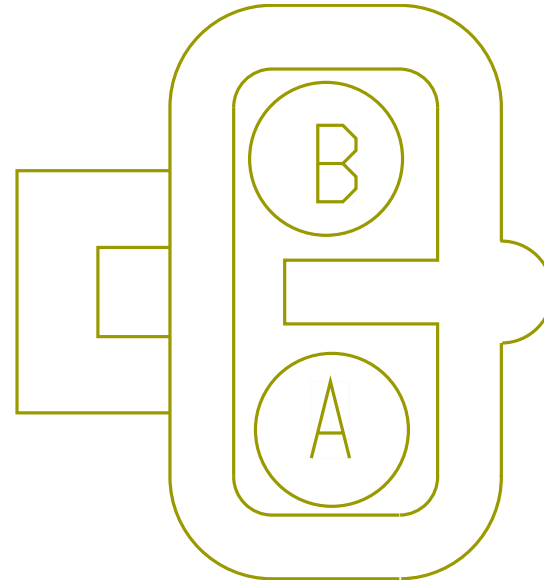
Name	Terminal Part Number	V-Min	Name	Wire Part Number	Wire CSA	Wire Spec	Wire Material description	Wire Color Description	Wire Length	End2 Terminal Part Number	End2 Pin Name	End2 Connector
A	-	-	PN19	2643680 R1	1.16	16.0	Std. Wall XLPE Primary Cable	GREY	4805.0	-	67	1701F
B	-	-	PN19-G	2643681 R1	1.16	16.0	Std. Wall XLPE Primary Cable	WHITE	1645.0	-	-	-

Connector Name N02_9900A
 Part Number 1673790C1
 Instances B6.7 - RIGHTSIDE AIR DRYER:Diagram1-Combination6



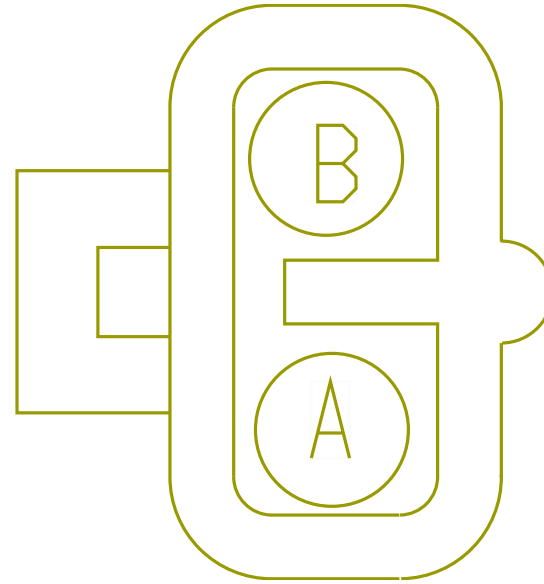
Name	Terminal Part Number	V-Min	Name	Wire Part Number	Wire CSA	Wire Spec	Wire Material description	Wire Color Description	Wire Length	End2 Terminal Part Number	End2 Pin Name	End2 Connector
A	-	-	NH39B	3510312 R1	1.16	16.0	Thin Wall XLPE Primary Cable	GREY	3360.0	-	31	1701F
B	-	-	NH39-GB	2643681 R1	1.16	16.0	Std. Wall XLPE Primary Cable	WHITE	800.0	-	-	-

Connector Name N02_9900C
 Part Number 1673790C1
 Instances B6.7 - RIGHTSIDE AIR DRYER:Diagram1-Combination7



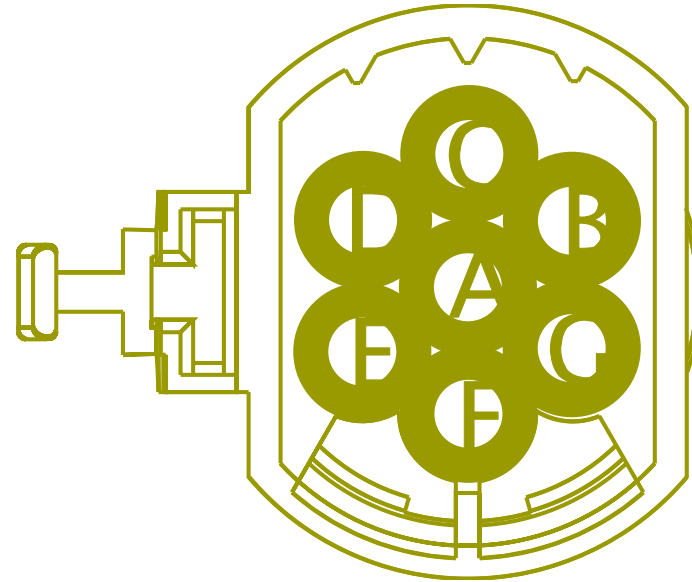
Name	Terminal Part Number	V-Min	Name	Wire Part Number	Wire CSA	Wire Spec	Wire Material description	Wire Color Description	Wire Length	End2 Terminal Part Number	End2 Pin Name	End2 Connector
A	-	-	PF39B	2643673 R1	0.79	18.0	Std. Wall XLPE Primary Cable	GREY	3855.0	-	31	1701F
B	-	-	PF39-GB	2643681 R1	1.16	16.0	Std. Wall XLPE Primary Cable	WHITE	1295.0	-	-	-

Connector Name N02_9900D
 Part Number 1673790C1
 Instances B6.7 - RIGHTSIDE AIR DRYER:Diagram1-Combination8



Name	Terminal Part Number	V-Min	Name	Wire Part Number	Wire CSA	Wire Spec	Wire Material description	Wire Color Description	Wire Length	End2 Terminal Part Number	End2 Pin Name	End2 Connector
A	-	-	TA39B	2643680 R1	1.16	16.0	Std. Wall XLPE Primary Cable	GREY	4480.0	-	31	1701F
B	-	-	TA39-GB	2643681 R1	1.16	16.0	Std. Wall XLPE Primary Cable	WHITE	1920.0	-	-	-

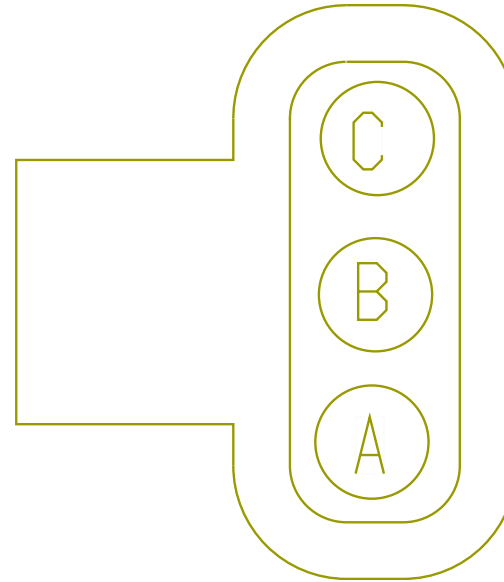
Connector Name N05_4450M
 Part Number 2039311C91
 Instances L9 - Body Builder Lighting - Combined Turn and Stop Lamps (Automatic):Diagram1-Combination1
 L9 - Body Builder Lighting - Combined Turn and Stop Lamps (Manual) Option2:Diagram1-Combination1
 L9 - Body Builder Lighting - Combined Turn and Stop Lamps (Manual) Option2:Diagram1-Combination3
 Mates CONN-BODY_BUILDER-1036-01- 02A



Name	Terminal Part Number	V-Min	Name	Wire Part Number	Wire CSA	Wire Spec	Wire Material description	Wire Color Description	Wire Length	End2 Terminal Part Number	End2 Pin Name	End2 Connector
A	-	-	ND68BB	2643688 R1	1.91	14.0	Std. Wall XLPE Primary Cable	BROWN	2835.0	-	71	1701F
B	-	-	ND56BB	2643684 R1	1.16	16.0	Std. Wall XLPE Primary Cable	YELLOW 2	2835.0	-	12	1701F
C	-	-	ND57BB	2643678 R1	1.16	16.0	Std. Wall XLPE Primary Cable	LIGHT GREEN	2835.0	-	63	1701F
D	-	-	ND54BB	2643688 R1	1.91	14.0	Std. Wall XLPE Primary Cable	BROWN	2835.0	-	74	1701F

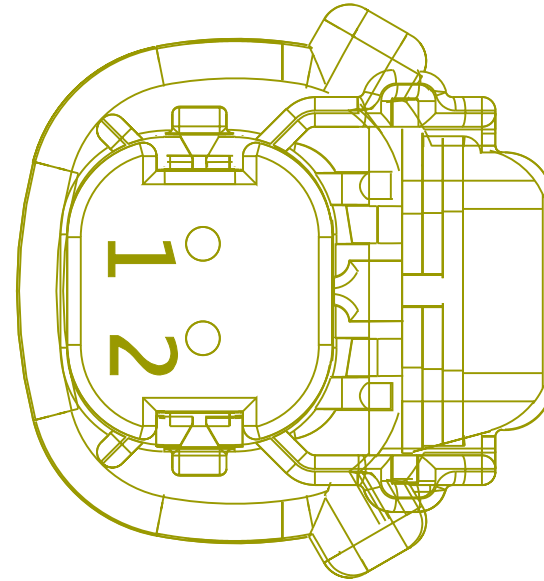
Name	Terminal Part Number	V-Min	Name	Wire Part Number	Wire CSA	Wire Spec	Wire Material description	Wire Color Description	Wire Length	End2 Terminal Part Number	End2 Pin Name	End2 Connector
E	-	-	ND71BB	2643806 R1	1.16	16.0	Std. Wall XLPE Primary Cable	LIGHT BLUE	2835.0	-	73	1701F
G	-	-	ND11-GD	2643787 R1	3.01	12.0	Std. Wall XLPE Primary Cable	WHITE	250.0	-	-	-

Connector Name N05_4460M
 Part Number 1686834C1
 Instances L9 - Body Builder Lighting - Combined Turn and Stop Lamps (Automatic):Diagram1-Combination1
 L9 - Body Builder Lighting - Combined Turn and Stop Lamps (Manual) Option2:Diagram1-Combination1
 L9 - Body Builder Lighting - Combined Turn and Stop Lamps (Manual) Option2:Diagram1-Combination3
 Mates CONN-BB_TURN_STOP-1036-01- 02A



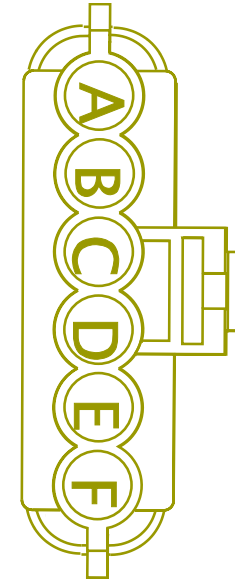
Name	Terminal Part Number	V-Min	Name	Wire Part Number	Wire CSA	Wire Spec	Wire Material description	Wire Color Description	Wire Length	End2 Terminal Part Number	End2 Pin Name	End2 Connector
A	-	-	ND56BC	2643684 R1	1.16	16.0	Std. Wall XLPE Primary Cable	YELLOW 2	2835.0	-	42	1701F
B	-	-	ND57BC	2643678 R1	1.16	16.0	Std. Wall XLPE Primary Cable	LIGHT GREEN	2735.0	-	64	1701F
C	-	-	ND70BB	2643686 R1	1.91	14.0	Std. Wall XLPE Primary Cable	RED	2735.0	-	72	1701F

Connector Name N05_7803
 Part Number 3950690C1
 Instances L9 - Power Lift Gate:Diagram1
 Mates RLY-Power_Lift_Gate_Relay- 2038-02-01B



Name	Terminal Part Number	V-Min	Name	Wire Part Number	Wire CSA	Wire Spec	Wire Material description	Wire Color Description	Wire Length	End2 Terminal Part Number	End2 Pin Name	End2 Connector
1	-	-	YL112	2643680 R1	1.16	16.0	Std. Wall XLPE Primary Cable	GREY	3255.0	-	66	1701F
2	-	-	YJ112-GD	3510360 R1	1.16	16.0	Thin Wall XLPE Primary Cable	WHITE	1465.0	-	X	-

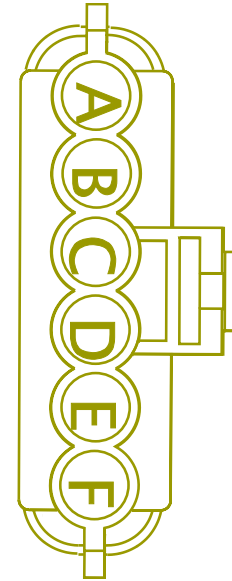
Connector Name N05_8802
 Part Number 3551896C1
 Instances L9 - Center Chassis Ground Splice Packs
 8802/8805/8807/8809:Diagram1
 Mates SP-0003-00-10-N0B-8802



Name	Terminal Part Number	V-Min	Name	Wire Part Number	Wire CSA	Wire Spec	Wire Material description	Wire Color Description	Wire Length	End2 Terminal Part Number	End2 Pin Name	End2 Connector
A	-	-	SL9	2643680 R1	1.16	16.0	Std. Wall XLPE Primary Cable	GREY	2130.0	-	13	1701F
B	-	-	RE9A	2643673 R1	0.79	18.0	Std. Wall XLPE Primary Cable	GREY	950.0	-	-	-
B	-	-	DC9A	2643673 R1	0.79	18.0	Std. Wall XLPE Primary Cable	GREY	2455.0	-	-	-
C	-	-	SP9B	2643673 R1	0.79	18.0	Std. Wall XLPE Primary Cable	GREY	2325.0	-	-	-

Name	Terminal Part Number	V-Min	Name	Wire Part Number	Wire CSA	Wire Spec	Wire Material description	Wire Color Description	Wire Length	End2 Terminal Part Number	End2 Pin Name	End2 Connector
F	-	-	MF9F	2643673 R1	0.79	18.0	Std. Wall XLPE Primary Cable	GREY	2500.0	-	-	-
F	-	-	MG9H	2643673 R1	0.79	18.0	Std. Wall XLPE Primary Cable	GREY	2500.0	-	-	-

Connector Name N05_8805
 Part Number 3551896C1
 Instances L9 - Center Chassis Ground Splice Packs
 8802/8805/8807/8809:Diagram1
 Mates SP-0003-00-10-N0D-8805

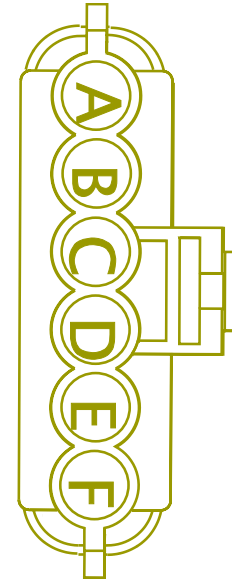


Name	Terminal Part Number	V-Min	Name	Wire Part Number	Wire CSA	Wire Spec	Wire Material description	Wire Color Description	Wire Length	End2 Terminal Part Number	End2 Pin Name	End2 Connector
A	-	-	XM59-G	2643787 R1	3.01	12.0	Std. Wall XLPE Primary Cable	WHITE	1700.0	-	F	N05_8809
B	-	-	NG59A-G	2643689 R1	1.91	14.0	Std. Wall XLPE Primary Cable	WHITE	1705.0	-	-	-
C	-	-	NX59X-G	2643689 R1	1.91	14.0	Std. Wall XLPE Primary Cable	WHITE	1225.0	-	-	-
C	-	-	NU59F-G	2643689 R1	1.91	14.0	Std. Wall XLPE Primary Cable	WHITE	2320.0	-	-	-

Name	Terminal Part Number	V-Min	Name	Wire Part Number	Wire CSA	Wire Spec	Wire Material description	Wire Color Description	Wire Length	End2 Terminal Part Number	End2 Pin Name	End2 Connector
C	-	-	NZ59X-G	2643689 R1	1.91	14.0	Std. Wall XLPE Primary Cable	WHITE	2920.0	-	-	-
D	-	-	NW59L-G	2643689 R1	1.91	14.0	Std. Wall XLPE Primary Cable	WHITE	1725.0	-	-	-
E	-	-	TM19-G	3510360 R1	1.16	16.0	Thin Wall XLPE Primary Cable	WHITE	2055.0	-	-	-
E	-	-	TK19-G	3510360 R1	1.16	16.0	Thin Wall XLPE Primary Cable	WHITE	1625.0	-	-	-
E	-	-	PX19-G	3510360 R1	1.16	16.0	Thin Wall XLPE Primary Cable	WHITE	4375.0	-	-	-
E	-	-	PM19-G	3510360 R1	1.16	16.0	Thin Wall XLPE Primary Cable	WHITE	2295.0	-	-	-
E	-	-	TB19-G	3510360 R1	1.16	16.0	Thin Wall XLPE Primary Cable	WHITE	2555.0	-	-	-
E	-	-	PN19-G	2643681 R1	1.16	16.0	Std. Wall XLPE Primary Cable	WHITE	1645.0	-	-	-

Name	Terminal Part Number	V-Min	Name	Wire Part Number	Wire CSA	Wire Spec	Wire Material description	Wire Color Description	Wire Length	End2 Terminal Part Number	End2 Pin Name	End2 Connector
E	-	-	TP19-G	2643681 R1	1.16	16.0	Std. Wall XLPE Primary Cable	WHITE	1795.0	-	-	-
E	-	-	TL19-G	3510360 R1	1.16	16.0	Thin Wall XLPE Primary Cable	WHITE	845.0	-	-	-
E	-	-	TG19-G	3510360 R1	1.16	16.0	Thin Wall XLPE Primary Cable	WHITE	1725.0	-	-	-
E	-	-	TN19-G	3510360 R1	1.16	16.0	Thin Wall XLPE Primary Cable	WHITE	1995.0	-	-	-
E	-	-	TH19-G	3510360 R1	1.16	16.0	Thin Wall XLPE Primary Cable	WHITE	895.0	-	-	-

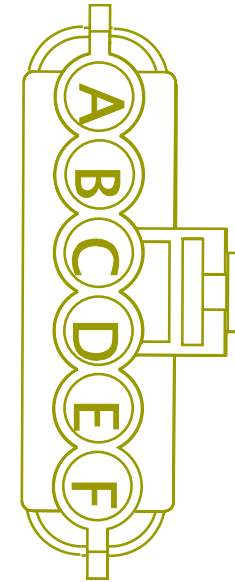
Connector Name N05_8807
 Part Number 3551896C1
 Instances L9 - Center Chassis Ground Splice Packs
 8802/8805/8807/8809:Diagram1
 Mates SP-0003-00-10-N0C-8807



Name	Terminal Part Number	V-Min	Name	Wire Part Number	Wire CSA	Wire Spec	Wire Material description	Wire Color Description	Wire Length	End2 Terminal Part Number	End2 Pin Name	End2 Connector
A	-	-	SL11-GA	2643787 R1	3.01	12.0	Std. Wall XLPE Primary Cable	WHITE	3010.0	-	1	9717B
B	-	-	SL10-G	3510362 R1	3.01	12.0	Thin Wall XLPE Primary Cable	WHITE	1920.0	-	-	-
C	-	-	TA39-GB	2643681 R1	1.16	16.0	Std. Wall XLPE Primary Cable	WHITE	1920.0	-	-	-
C	-	-	NH39-GB	2643681 R1	1.16	16.0	Std. Wall XLPE Primary Cable	WHITE	800.0	-	-	-

Name	Terminal Part Number	V-Min	Name	Wire Part Number	Wire CSA	Wire Spec	Wire Material description	Wire Color Description	Wire Length	End2 Terminal Part Number	End2 Pin Name	End2 Connector
C	-	-	PF39-GB	2643681 R1	1.16	16.0	Std. Wall XLPE Primary Cable	WHITE	1295.0	-	-	-
C	-	-	UB39-GB	2643681 R1	1.16	16.0	Std. Wall XLPE Primary Cable	WHITE	2710.0	-	-	-
D	-	-	NP39-GF	2643674 R1	0.79	18.0	Std. Wall XLPE Primary Cable	WHITE	875.0	-	-	-
D	-	-	PK39-GF	2643674 R1	0.79	18.0	Std. Wall XLPE Primary Cable	WHITE	1810.0	-	-	-
D	-	-	PH39-GF	2643674 R1	0.79	18.0	Std. Wall XLPE Primary Cable	WHITE	1200.0	-	-	-
D	-	-	NN39-GF	2643674 R1	0.79	18.0	Std. Wall XLPE Primary Cable	WHITE	1925.0	-	-	-
F	-	-	ND11-GD	2643787 R1	3.01	12.0	Std. Wall XLPE Primary Cable	WHITE	250.0	-	-	-
F	-	-	PV11-GBB	2643787 R1	3.01	12.0	Std. Wall XLPE Primary Cable	WHITE	2450.0	-	-	-

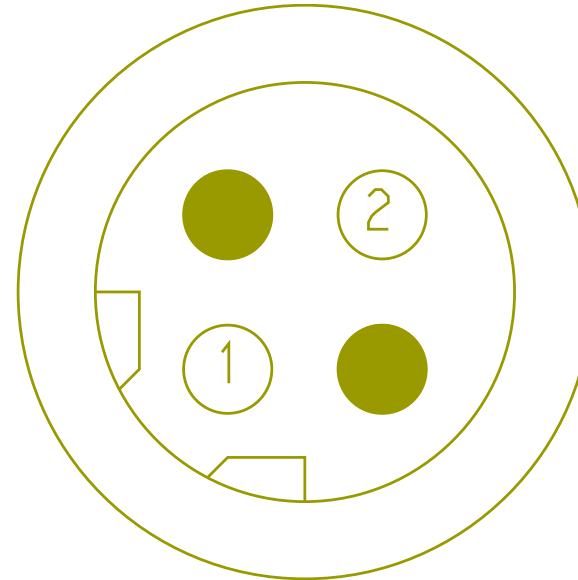
Connector Name N05_8809
 Part Number 3551896C1
 Instances L9 - Center Chassis Ground Splice Packs
 8802/8805/8807/8809:Diagram1
 Mates SP-0003-00-10-N0A-8809



Name	Terminal Part Number	V-Min	Name	Wire Part Number	Wire CSA	Wire Spec	Wire Material description	Wire Color Description	Wire Length	End2 Terminal Part Number	End2 Pin Name	End2 Connector
A	-	-	SL11-GB	2643787 R1	3.01	12.0	Std. Wall XLPE Primary Cable	WHITE	2060.0	-	1	9717B
C	-	-	NT10-GS	2643689 R1	1.91	14.0	Std. Wall XLPE Primary Cable	WHITE	2895.0	-	-	-
C	-	-	ZE10-GR	2643689 R1	1.91	14.0	Std. Wall XLPE Primary Cable	WHITE	3020.0	-	-	-
C	-	-	RA10-GR	2643689 R1	1.91	14.0	Std. Wall XLPE Primary Cable	WHITE	2250.0	-	-	-

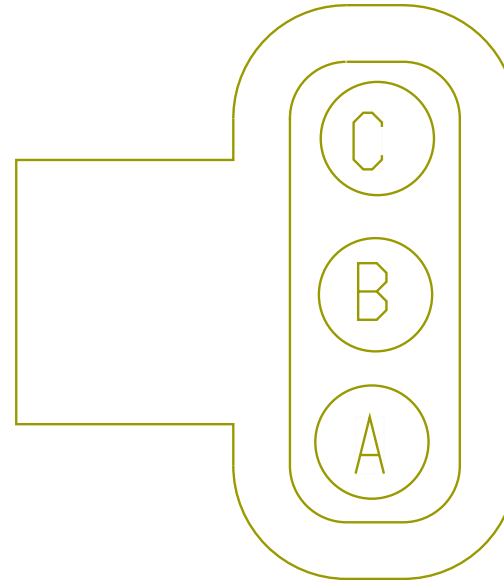
Name	Terminal Part Number	V-Min	Name	Wire Part Number	Wire CSA	Wire Spec	Wire Material description	Wire Color Description	Wire Length	End2 Terminal Part Number	End2 Pin Name	End2 Connector
D	-	-	YN65-G	2643681 R1	1.16	16.0	Std. Wall XLPE Primary Cable	WHITE	2895.0	-	-	-
D	-	-	YK11-GD	3510360 R1	1.16	16.0	Thin Wall XLPE Primary Cable	WHITE	215.0	-	-	-
D	-	-	YH112-GD	3510360 R1	1.16	16.0	Thin Wall XLPE Primary Cable	WHITE	1645.0	-	-	-
D	-	-	YJ11-GD	3510360 R1	1.16	16.0	Thin Wall XLPE Primary Cable	WHITE	180.0	-	-	-
D	-	-	YM65-G	2643681 R1	1.16	16.0	Std. Wall XLPE Primary Cable	WHITE	1125.0	-	-	-
E	-	-	RL49-G	2643674 R1	0.79	18.0	Std. Wall XLPE Primary Cable	WHITE	2870.0	-	-	-
F	-	-	XM59-G	2643787 R1	3.01	12.0	Std. Wall XLPE Primary Cable	WHITE	1700.0	-	A	N05_8805

Connector Name N05_9512A
 Part Number 3678796C1
 Instances L9 - Bendix; Tractor or Towing Truck; N/ Air SUSP; J1939 Driven Lamp:Diagram1
 L9 - Bendix; Tractor or Towing Truck; W/ Air SUSP; J1939 Driven Lamp:Diagram1
 L9 - Stability Control (Bendix Straight Truck J1939 Driven Lamp):Diagram1
 Mates SOL-TCV_BENDIX-3026-01-01A




Name	Terminal Part Number	V-Min	Name	Wire Part Number	Wire CSA	Wire Spec	Wire Material description	Wire Color Description	Wire Length	End2 Terminal Part Number	End2 Pin Name	End2 Connector
1	-	-	VP94SJ	2643673 R1	0.79	18.0	Std. Wall XLPE Primary Cable	GREY	2710.0	-	49	1701F
2	-	-	VP94SK	2643673 R1	0.79	18.0	Std. Wall XLPE Primary Cable	GREY	2710.0	-	69	1701F

Connector Name N05_9513A
 Part Number 1686834C1
 Instances L9 - Bendix; Tractor or Towing Truck; N/ Air SUSP; J1939 Driven Lamp:Diagram1
 L9 - Bendix; Tractor or Towing Truck; W/ Air SUSP; J1939 Driven Lamp:Diagram1
 Mates MDL-TRAILER-3026-01-02A



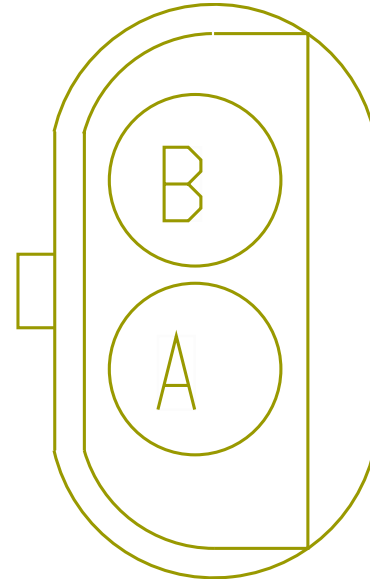
Name	Terminal Part Number	V-Min	Name	Wire Part Number	Wire CSA	Wire Spec	Wire Material description	Wire Color Description	Wire Length	End2 Terminal Part Number	End2 Pin Name	End2 Connector
A	-	-	VS94SM	2643673 R1	0.79	18.0	Std. Wall XLPE Primary Cable	GREY	2905.0	-	47	1701F
B	-	-	VS94SN	2643673 R1	0.79	18.0	Std. Wall XLPE Primary Cable	GREY	2905.0	-	48	1701F
C	-	-	VS94SL	2643673 R1	0.79	18.0	Std. Wall XLPE Primary Cable	GREY	2905.0	-	46	1701F

Connector Name N05_9514F
 Part Number 3601685C1
 Instances L9 - Bendix; Tractor or Towing Truck; N/ Air SUSP; J1939 Driven Lamp:Diagram1
 L9 - Bendix; Tractor or Towing Truck; W/ Air SUSP; J1939 Driven Lamp:Diagram1
 L9 - Stability Control (Bendix Straight Truck J1939 Driven Lamp):Diagram1
 Mates SNSR-YAW_RATE-3026-01-01A



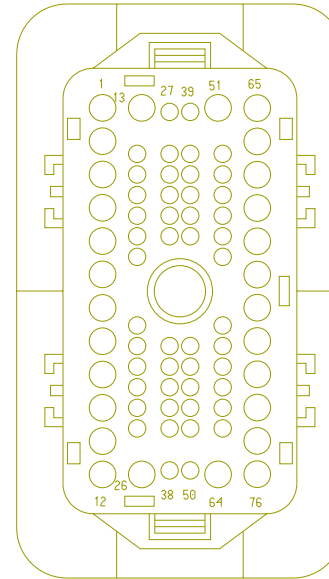
Name	Terminal Part Number	V-Min	Name	Wire Part Number	Wire CSA	Wire Spec	Wire Material description	Wire Color Description	Wire Length	End2 Terminal Part Number	End2 Pin Name	End2 Connector
1	-	-	TF94SAB	2643673 R1	0.79	18.0	Std. Wall XLPE Primary Cable	GREY	4355.0	-	54	1701F
2	-	-	TF94SCB	2643673 R1	0.79	18.0	Std. Wall XLPE Primary Cable	GREY	4355.0	-	55	1701F
3	-	-	-	-	-	-	-	-	-	-	-	-
4	-	-	-	-	-	-	-	-	-	-	-	-

Connector Name N05_9778
 Part Number 587567C91
 Instances L9 - Remote Start/Stop:Diagram1
 L9 - Remote Start/Stop w/ Emergency Pump:Diagram1
 Mates CONN-BODY_BUILDER_REMOTE_S /S-5038-02-01A



Name	Terminal Part Number	V-Min	Name	Wire Part Number	Wire CSA	Wire Spec	Wire Material description	Wire Color Description	Wire Length	End2 Terminal Part Number	End2 Pin Name	End2 Connector
A	-	-	SW59CA	3510312 R1	1.16	16.0	Thin Wall XLPE Primary Cable	GREY	4680.0	-	44	1701F
B	-	-	SW104CA	3510354 R1	1.16	16.0	Thin Wall XLPE Primary Cable	DARK BLUE	4580.0	-	43	1701F

Connector Name N06_1701F
 Part Number 3595622C1
 Instances B6.7/L9 - Antilock Brake System (ABS) - Wabco 4 Channel
 Implementation:Diagram1
 B6.7/L9 - Antilock Brake System (ABS)- BENDIX 4 Channel
 Implemenation:Diagram1
 Mates A01_1701

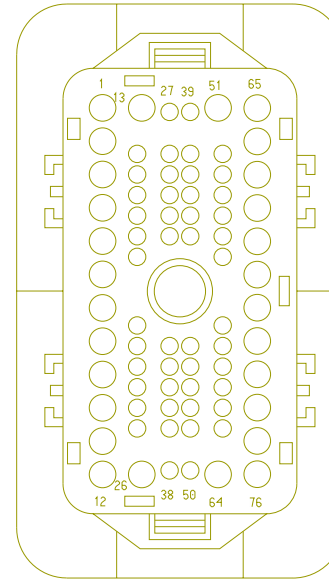


Name	Terminal Part Number	V-Min	Name	Wire Part Number	Wire CSA	Wire Spec	Wire Material description	Wire Color Description	Wire Length	End2 Terminal Part Number	End2 Pin Name	End2 Connector
14	-	-	MR94WL	3510312 R1	1.16	16.0	Thin Wall XLPE Primary Cable	GREY	4580.0	-	13	N06_9800
15	-	-	MR94WM	3510312 R1	1.16	16.0	Thin Wall XLPE Primary Cable	GREY	4580.0	-	14	N06_9800
16	-	-	MR94WW	3510313 R1	1.91	14.0	Thin Wall XLPE Primary Cable	GREY	4580.0	-	22	N06_9800
16	-	-	MD94BE	2643680 R1	1.16	16.0	Std. Wall XLPE Primary Cable	GREY	4580.0	-	13	N06_9800

Name	Terminal Part Number	V-Min	Name	Wire Part Number	Wire CSA	Wire Spec	Wire Material description	Wire Color Description	Wire Length	End2 Terminal Part Number	End2 Pin Name	End2 Connector
17	-	-	MR94WU	3510313 R1	1.91	14.0	Thin Wall XLPE Primary Cable	GREY	4580.0	-	20	N06_9800
17	-	-	MD94BD	2643680 R1	1.16	16.0	Std. Wall XLPE Primary Cable	GREY	4580.0	-	14	N06_9800
18	-	-	MR94WN	3510313 R1	1.91	14.0	Thin Wall XLPE Primary Cable	GREY	4580.0	-	17	N06_9800
18	-	-	MD94BH	3510312 R1	1.16	16.0	Thin Wall XLPE Primary Cable	GREY	4580.0	-	15	N06_9800
19	-	-	MR94WR	3510313 R1	1.91	14.0	Thin Wall XLPE Primary Cable	GREY	4580.0	-	19	N06_9800
19	-	-	MD94BF	3510312 R1	1.16	16.0	Thin Wall XLPE Primary Cable	GREY	4580.0	-	16	N06_9800
20	-	-	MD94BL	3510312 R1	1.16	16.0	Thin Wall XLPE Primary Cable	GREY	4580.0	-	22	N06_9800
21	-	-	MD94BJ	3510312 R1	1.16	16.0	Thin Wall XLPE Primary Cable	GREY	4580.0	-	20	N06_9800

Name	Terminal Part Number	V-Min	Name	Wire Part Number	Wire CSA	Wire Spec	Wire Material description	Wire Color Description	Wire Length	End2 Terminal Part Number	End2 Pin Name	End2 Connector
22	-	-	MR94WS	3510312 R1	1.16	16.0	Thin Wall XLPE Primary Cable	GREY	4580.0	-	15	N06_9800
22	-	-	MD94BK	3510312 R1	1.16	16.0	Thin Wall XLPE Primary Cable	GREY	4580.0	-	21	N06_9800
23	-	-	MR94WT	3510312 R1	1.16	16.0	Thin Wall XLPE Primary Cable	GREY	4580.0	-	16	N06_9800
23	-	-	MD94BA	2643680 R1	1.16	16.0	Std. Wall XLPE Primary Cable	GREY	4580.0	-	17	N06_9800
24	-	-	MR94-G7	2643782 R1	1.91	14.0	Std. Wall XLPE Primary Cable	GREY	4480.0	-	18	N06_9800
24	-	-	MD94BB	3510312 R1	1.16	16.0	Thin Wall XLPE Primary Cable	GREY	4580.0	-	18	N06_9800
25	-	-	MR94-G6	2643782 R1	1.91	14.0	Std. Wall XLPE Primary Cable	GREY	4480.0	-	21	N06_9800
25	-	-	MD94BC	3510312 R1	1.16	16.0	Thin Wall XLPE Primary Cable	GREY	4580.0	-	19	N06_9800

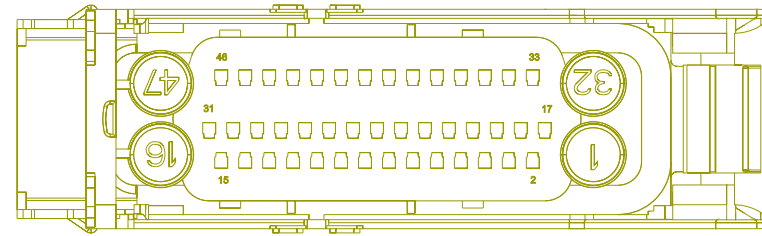
Connector Name N06_1701F
 Part Number 3595622C1
 Instances B6.7/L9 - Antilock Brake Systems (ABS) (Wabco Hydraulic 4 Channel N/ Stability):Diagram1
 B6.7/L9 - Antilock Brake Systems (ABS) (Wabco Hydraulic 4 Channel W/ Stability):Diagram1
 Mates A01_1701



Name	Terminal Part Number	V-Min	Name	Wire Part Number	Wire CSA	Wire Spec	Wire Material description	Wire Color Description	Wire Length	End2 Terminal Part Number	End2 Pin Name	End2 Connector
14	-	-	MK94L(+)	-	0.0	18.0	-	TAN	0.0	-	45	N06_951 1K
14	-	-	ME94L(+)	-	0.0	18.0	-	TAN	0.0	-	45	N06_951 1E
15	-	-	MK94L(-)	-	0.0	18.0	-	TAN	0.0	-	46	N06_951 1K
15	-	-	ME94L(-)	-	0.0	18.0	-	TAN	0.0	-	46	N06_951 1E
16	-	-	MK94R(+)	-	0.0	18.0	-	TAN	0.0	-	34	N06_951 1K
16	-	-	ME94R(+)	-	0.0	18.0	-	TAN	0.0	-	34	N06_951 1E
17	-	-	MK94R(-)	-	0.0	18.0	-	TAN	0.0	-	33	N06_951 1K
17	-	-	ME94R(-)	-	0.0	18.0	-	TAN	0.0	-	33	N06_951 1E

Name	Terminal Part Number	V-Min	Name	Wire Part Number	Wire CSA	Wire Spec	Wire Material description	Wire Color Description	Wire Length	End2 Terminal Part Number	End2 Pin Name	End2 Connector
24	-	-	MK90E	-	0.0	18.0	-	GREY	0.0	-	8	N06_9511K
24	-	-	ME90E	-	0.0	18.0	-	GREY	0.0	-	8	N06_9511E
26	-	-	MK94L	-	0.0	10.0	-	GREY	0.0	-	32	N06_9511K
26	-	-	ME94L	-	0.0	10.0	-	GREY	0.0	-	32	N06_9511E

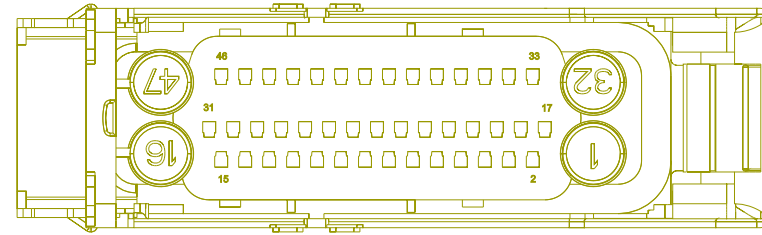
Connector Name N06_9511E
 Part Number 4110834C1
 Instances B6.7/L9 - Antilock Brake Systems (ABS) (Wabco Hydraulic 4 Channel W/ Stability):Diagram1
 Mates DEV-ABS-03



Name	Terminal Part Number	V-Min	Name	Wire Part Number	Wire CSA	Wire Spec	Wire Material description	Wire Color Description	Wire Length	End2 Terminal Part Number	End2 Pin Name	End2 Connector
1	-	-	ME90A	-	0.0	10.0	-	GREY	0.0	-	-	-
8	-	-	ME90E	-	0.0	18.0	-	GREY	0.0	-	24	N06_170 1F
32	-	-	ME94L	-	0.0	10.0	-	GREY	0.0	-	26	N06_170 1F
33	-	-	ME94R(-)	-	0.0	18.0	-	TAN	0.0	-	17	N06_170 1F
34	-	-	ME94R(+)	-	0.0	18.0	-	TAN	0.0	-	16	N06_170 1F
36	-	-	ME94M(+)	-	0.0	18.0	-	TAN	0.0	-	13	N06_9800
37	-	-	ME94M(-)	-	0.0	18.0	-	TAN	0.0	-	14	N06_9800
42	-	-	ME94N(-)	-	0.0	18.0	-	TAN	0.0	-	16	N06_9800
43	-	-	ME94N(+)	-	0.0	18.0	-	TAN	0.0	-	15	N06_9800
45	-	-	ME94L(+)	-	0.0	18.0	-	TAN	0.0	-	14	N06_170 1F

Name	Terminal Part Number	V-Min	Name	Wire Part Number	Wire CSA	Wire Spec	Wire Material description	Wire Color Description	Wire Length	End2 Terminal Part Number	End2 Pin Name	End2 Connector
46	-	-	ME94L(-)	-	0.0	18.0	-	TAN	0.0	-	15	N06_1701F
47	-	-	ME90-G	-	0.0	10.0	-	WHITE	0.0	-	A	9717D

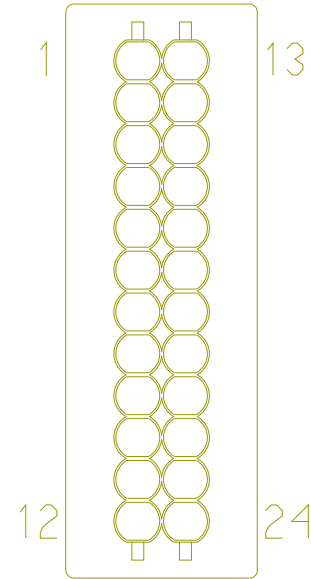
Connector Name N06_9511K
 Part Number 3758273C1
 Instances B6.7/L9 - Antilock Brake Systems (ABS) (Wabco Hydraulic 4 Channel N/ Stability):Diagram1
 Mates DEV-ABS-04



Name	Terminal Part Number	V-Min	Name	Wire Part Number	Wire CSA	Wire Spec	Wire Material description	Wire Color Description	Wire Length	End2 Terminal Part Number	End2 Pin Name	End2 Connector
1	-	-	MK90A	-	0.0	10.0	-	GREY	0.0	-	-	-
8	-	-	MK90E	-	0.0	18.0	-	GREY	0.0	-	24	N06_170 1F
32	-	-	MK94L	-	0.0	10.0	-	GREY	0.0	-	26	N06_170 1F
33	-	-	MK94R(-)	-	0.0	18.0	-	TAN	0.0	-	17	N06_170 1F
34	-	-	MK94R(+)	-	0.0	18.0	-	TAN	0.0	-	16	N06_170 1F
36	-	-	MK94M(+)	-	0.0	18.0	-	TAN	0.0	-	13	N06_9800
37	-	-	MK94M(-)	-	0.0	18.0	-	TAN	0.0	-	14	N06_9800
42	-	-	MK94N(-)	-	0.0	18.0	-	TAN	0.0	-	16	N06_9800
43	-	-	MK94N(+)	-	0.0	18.0	-	TAN	0.0	-	15	N06_9800
45	-	-	MK94L(+)	-	0.0	18.0	-	TAN	0.0	-	14	N06_170 1F

Name	Terminal Part Number	V-Min	Name	Wire Part Number	Wire CSA	Wire Spec	Wire Material description	Wire Color Description	Wire Length	End2 Terminal Part Number	End2 Pin Name	End2 Connector
46	-	-	MK94L(-)	-	0.0	18.0	-	TAN	0.0	-	15	N06_1701F
47	-	-	MK90-G	-	0.0	10.0	-	WHITE	0.0	-	A	9717D

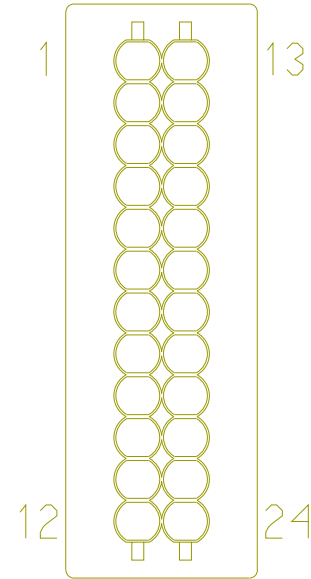
Connector Name N06_9800
 Part Number 3558026C1
 Instances B6.7/L9 - Antilock Brake System (ABS) - Wabco 4 Channel
 Implementation:Diagram1
 Mates R01_9800



Name	Terminal Part Number	V-Min	Name	Wire Part Number	Wire CSA	Wire Spec	Wire Material description	Wire Color Description	Wire Length	End2 Terminal Part Number	End2 Pin Name	End2 Connector
13	-	-	MR94WL	3510312 R1	1.16	16.0	Thin Wall XLPE Primary Cable	GREY	4580.0	-	14	N06_170 1F
14	-	-	MR94WM	3510312 R1	1.16	16.0	Thin Wall XLPE Primary Cable	GREY	4580.0	-	15	N06_170 1F
15	-	-	MR94WS	3510312 R1	1.16	16.0	Thin Wall XLPE Primary Cable	GREY	4580.0	-	22	N06_170 1F
16	-	-	MR94WT	3510312 R1	1.16	16.0	Thin Wall XLPE Primary Cable	GREY	4580.0	-	23	N06_170 1F

Name	Terminal Part Number	V-Min	Name	Wire Part Number	Wire CSA	Wire Spec	Wire Material description	Wire Color Description	Wire Length	End2 Terminal Part Number	End2 Pin Name	End2 Connector
17	-	-	MR94WN	3510313 R1	1.91	14.0	Thin Wall XLPE Primary Cable	GREY	4580.0	-	18	N06_170 1F
18	-	-	MR94-G7	2643782 R1	1.91	14.0	Std. Wall XLPE Primary Cable	GREY	4480.0	-	24	N06_170 1F
19	-	-	MR94WR	3510313 R1	1.91	14.0	Thin Wall XLPE Primary Cable	GREY	4580.0	-	19	N06_170 1F
20	-	-	MR94WU	3510313 R1	1.91	14.0	Thin Wall XLPE Primary Cable	GREY	4580.0	-	17	N06_170 1F
21	-	-	MR94-G6	2643782 R1	1.91	14.0	Std. Wall XLPE Primary Cable	GREY	4480.0	-	25	N06_170 1F
22	-	-	MR94WW	3510313 R1	1.91	14.0	Thin Wall XLPE Primary Cable	GREY	4580.0	-	16	N06_170 1F

Connector Name N06_9800
 Part Number 3558026C1
 Instances B6.7/L9 - Antilock Brake System (ABS)- BENDIX 4 Channel Implementation:Diagram1
 B6.7/L9 - Antilock Brake Systems (ABS) (Wabco Hydraulic 4 Channel N/ Stability):Diagram1
 B6.7/L9 - Antilock Brake Systems (ABS) (Wabco Hydraulic 4 Channel W/ Stability):Diagram1
 Mates R01_9800

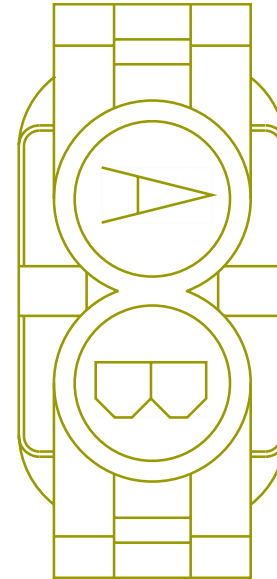


Name	Terminal Part Number	V-Min	Name	Wire Part Number	Wire CSA	Wire Spec	Wire Material description	Wire Color Description	Wire Length	End2 Terminal Part Number	End2 Pin Name	End2 Connector
13	-	-	MK94M(+)	-	0.0	18.0	-	TAN	0.0	-	36	N06_951 1K
13	-	-	ME94M(+)	-	0.0	18.0	-	TAN	0.0	-	36	N06_951 1E
13	-	-	MD94BE	2643680 R1	1.16	16.0	Std. Wall XLPE Primary Cable	GREY	4580.0	-	16	N06_170 1F
14	-	-	MK94M(-)	-	0.0	18.0	-	TAN	0.0	-	37	N06_951 1K
14	-	-	ME94M(-)	-	0.0	18.0	-	TAN	0.0	-	37	N06_951 1E
14	-	-	MD94BD	2643680 R1	1.16	16.0	Std. Wall XLPE Primary Cable	GREY	4580.0	-	17	N06_170 1F
15	-	-	MK94N(+)	-	0.0	18.0	-	TAN	0.0	-	43	N06_951 1K

Name	Terminal Part Number	V-Min	Name	Wire Part Number	Wire CSA	Wire Spec	Wire Material description	Wire Color Description	Wire Length	End2 Terminal Part Number	End2 Pin Name	End2 Connect or
15	-	-	ME94N(+)	-	0.0	18.0	-	TAN	0.0	-	43	N06_951 1E
15	-	-	MD94BH	3510312 R1	1.16	16.0	Thin Wall XLPE Primary Cable	GREY	4580.0	-	18	N06_170 1F
16	-	-	MK94N(-)	-	0.0	18.0	-	TAN	0.0	-	42	N06_951 1K
16	-	-	ME94N(-)	-	0.0	18.0	-	TAN	0.0	-	42	N06_951 1E
16	-	-	MD94BF	3510312 R1	1.16	16.0	Thin Wall XLPE Primary Cable	GREY	4580.0	-	19	N06_170 1F
17	-	-	MD94BA	2643680 R1	1.16	16.0	Std. Wall XLPE Primary Cable	GREY	4580.0	-	23	N06_170 1F
18	-	-	MD94BB	3510312 R1	1.16	16.0	Thin Wall XLPE Primary Cable	GREY	4580.0	-	24	N06_170 1F
19	-	-	MD94BC	3510312 R1	1.16	16.0	Thin Wall XLPE Primary Cable	GREY	4580.0	-	25	N06_170 1F
20	-	-	MD94BJ	3510312 R1	1.16	16.0	Thin Wall XLPE Primary Cable	GREY	4580.0	-	21	N06_170 1F
21	-	-	MD94BK	3510312 R1	1.16	16.0	Thin Wall XLPE Primary Cable	GREY	4580.0	-	22	N06_170 1F

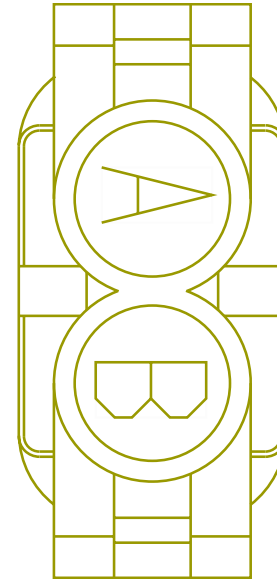
Name	Terminal Part Number	V-Min	Name	Wire Part Number	Wire CSA	Wire Spec	Wire Material description	Wire Color Description	Wire Length	End2 Terminal Part Number	End2 Pin Name	End2 Connector
22	-	-	MD94BL	3510312 R1	1.16	16.0	Thin Wall XLPE Primary Cable	GREY	4580.0	-	20	N06_170 1F

Connector Name P10D_8006H
 Part Number 3668886C1
 Instances B6.7/L9 - Headlights (Halogen) W/O Plow Lights:Diagram1-
 LCM-0009-W/LOAD SHED
 B6.7/L9 - Headlights (Halogen) W/O Plow Lights:Diagram2-
 LCM-0009B-N/LOAD SHED
 B6.7/L9 - Headlights (Halogen) W/O Plow Lights:Diagram3-20"
 FRAME-LCM-0009-W/LOAD SHED
 B6.7/L9 - Headlights (Halogen) W/O Plow Lights:Diagram4-20"
 FRAME-LCM-0009B-N/LOAD SHED
 Mates DEV-RH_HEADLIGHT_HAL-02



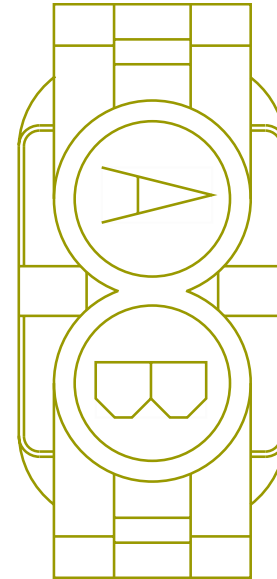
Name	Terminal Part Number	V-Min	Name	Wire Part Number	Wire CSA	Wire Spec	Wire Material description	Wire Color Description	Wire Length	End2 Terminal Part Number	End2 Pin Name	End2 Connector
A	-	-	U52A	-	0.0	14.0	-	YELLOW 2	0.0	-	-	-
B	-	-	U11-GAA	-	0.0	14.0	-	WHITE	0.0	-	1	-

Connector Name P10D_8006L
 Part Number 3668886C1
 Instances B6.7/L9 - Headlights (Halogen) W/O Plow Lights:Diagram1-
 LCM-0009-W/LOAD SHED
 B6.7/L9 - Headlights (Halogen) W/O Plow Lights:Diagram2-
 LCM-0009B-N/LOAD SHED
 B6.7/L9 - Headlights (Halogen) W/O Plow Lights:Diagram3-20"
 FRAME-LCM-0009-W/LOAD SHED
 B6.7/L9 - Headlights (Halogen) W/O Plow Lights:Diagram4-20"
 FRAME-LCM-0009B-N/LOAD SHED
 Mates DEV-LH_HEADLIGHT_HAL-02




Name	Terminal Part Number	V-Min	Name	Wire Part Number	Wire CSA	Wire Spec	Wire Material description	Wire Color Description	Wire Length	End2 Terminal Part Number	End2 Pin Name	End2 Connector
A	-	-	U53A	-	0.0	14.0	-	YELLOW 2	0.0	-	-	-
B	-	-	U11-GAB	-	0.0	14.0	-	WHITE	0.0	-	-	-

Connector Name P10D_8006L
 Part Number 3668886C1
 Instances B6.7/L9 - Headlights (Halogen) W/O Plow Lights:Diagram1-
 LCM-0009-W/LOAD SHED
 Mates DEV-RH_HEADLIGHT_HAL-02



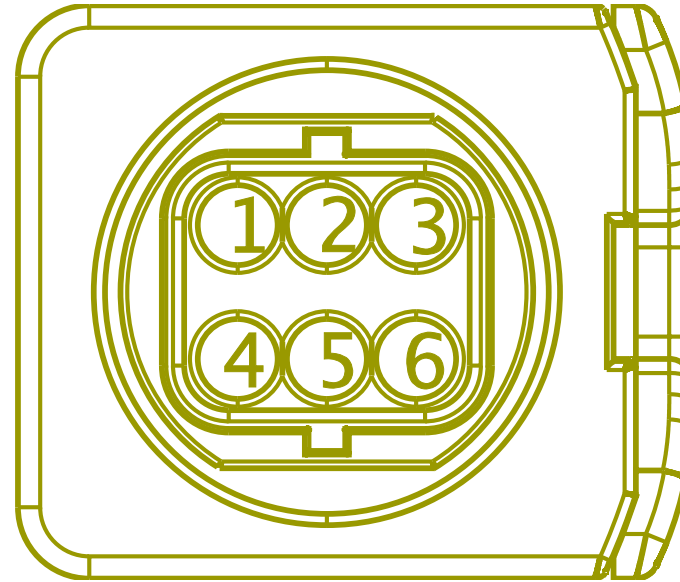
Name	Terminal Part Number	V-Min	Name	Wire Part Number	Wire CSA	Wire Spec	Wire Material description	Wire Color Description	Wire Length	End2 Terminal Part Number	End2 Pin Name	End2 Connector
A	-	-	U53A	-	0.0	14.0	-	YELLOW 2	0.0	-	3	P9Y_8000F:1
B	-	-	U11-GAB	-	0.0	14.0	-	WHITE	0.0	-	1	-

Connector Name P10E_8000F
 Part Number 3612305C1
 Instances B6.7/L9 - Headlights (LED CAN) W/O Plow Lights:Diagram1-
 LCM-0009-W/LOAD SHED
 B6.7/L9 - Headlights (LED CAN) W/O Plow Lights:Diagram2-
 LCM-0009B-N/LOAD SHED
 B6.7/L9 - Headlights (LED CAN) W/O Plow Lights:Diagram3-20"
 FRAME-LCM-0009-W/LOAD SHED
 Mates M07_8000




Name	Terminal Part Number	V-Min	Name	Wire Part Number	Wire CSA	Wire Spec	Wire Material description	Wire Color Description	Wire Length	End2 Terminal Part Number	End2 Pin Name	End2 Connector
1	-	-	U14	-	0.0	16.0	-	RED	0.0	-	1	B01_1800F
2	-	-	U11-G	-	0.0	16.0	-	WHITE	0.0	-	X	-
3	-	-	U13	-	0.0	16.0	-	PINK	0.0	-	3	B01_1800F

Connector Name P10E_8000
 Part Number 4140239C1
 Instances B6.7/L9 - Daytime Running Lights W/CAN Headlamps:Diagram1
 B6.7/L9 - Headlights (LED CAN) W/O Plow Lights:Diagram1-
 LCM-0009-W/LOAD SHED
 B6.7/L9 - Headlights (LED CAN) W/O Plow Lights:Diagram2-
 LCM-0009B-N/LOAD SHED
 B6.7/L9 - Headlights (LED CAN) W/O Plow Lights:Diagram3-20"
 FRAME-LCM-0009-W/LOAD SHED
 B6.7/L9 - Headlights (LED CAN) W/O Plow Lights:Diagram4-20"
 FRAME-LCM-0009B-N/LOAD SHED
 Mates DEV-LH_HEADLIGHT_LED CAN-01



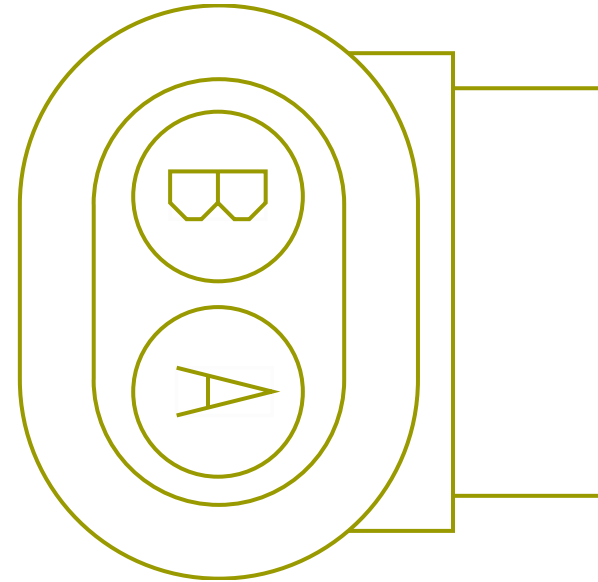
Name	Terminal Part Number	V-Min	Name	Wire Part Number	Wire CSA	Wire Spec	Wire Material description	Wire Color Description	Wire Length	End2 Terminal Part Number	End2 Pin Name	End2 Connector
1	-	-	U14	-	0.0	16.0	-	RED	0.0	-	-	-
2	-	-	U11-GA	-	0.0	14.0	-	WHITE	0.0	-	X	-
3	-	-	U13	-	0.0	16.0	-	PINK	0.0	-	-	-
4	-	-	-	-	-	-	-	-	-	-	-	-
5	-	-	-	-	-	-	-	-	-	-	-	-

Connector Name P106_8310
 Part Number 3543888C1
 Instances L9 - City Horn W/10PIN CLK:Diagram1
 L9 - City Horn W/10PIN CLK:Diagram2-W/SNOW PLOW
 Mates M07_8301




Name	Terminal Part Number	V-Min	Name	Wire Part Number	Wire CSA	Wire Spec	Wire Material description	Wire Color Description	Wire Length	End2 Terminal Part Number	End2 Pin Name	End2 Connector
A	-	-	M85A	-	0.0	16.0	-	GREY	0.0	-	A	P106_8311
B	-	-	M85-GC	-	0.0	16.0	-	WHITE	0.0	-	B	P106_8311

Connector Name P106_8311
 Part Number 1661778C1
 Instances L9 - City Horn W/4PIN CLK:Diagram2-20" Frame
 L9 - City Horn W/10PIN CLK:Diagram1
 L9 - City Horn W/10PIN CLK:Diagram2-W/SNOW PLOW




Name	Terminal Part Number	V-Min	Name	Wire Part Number	Wire CSA	Wire Spec	Wire Material description	Wire Color Description	Wire Length	End2 Terminal Part Number	End2 Pin Name	End2 Connector
A	-	-	M85A	-	0.0	16.0	-	GREY	0.0	-	-	-
A	-	-	M85A	-	0.0	16.0	-	GREY	0.0	-	A	P106_8310
B	-	-	M85-GC	-	0.0	16.0	-	WHITE	0.0	-	-	-
B	-	-	M85-GC	-	0.0	16.0	-	WHITE	0.0	-	B	P106_8310

Connector Name P107_8310
 Part Number 3543888C1
 Instances B6.7 - City Horn W/10PIN CLK:Diagram1
 B6.7 - City Horn W/10PIN CLK:Diagram2-W/SNOW PLOW
 Mates M07_8301




Name	Terminal Part Number	V-Min	Name	Wire Part Number	Wire CSA	Wire Spec	Wire Material description	Wire Color Description	Wire Length	End2 Terminal Part Number	End2 Pin Name	End2 Connector
A	-	-	M85A	-	0.0	16.0	-	GREY	0.0	-	A	P107_8311
B	-	-	M85-GC	-	0.0	16.0	-	WHITE	0.0	-	B	P107_8311

Connector Name P107_8310
 Part Number 3543888C1
 Instances B6.7 - City Horn W/4PIN CLK:Diagram1
 L9 - City Horn W/4PIN CLK:Diagram1
 Mates M07_8301



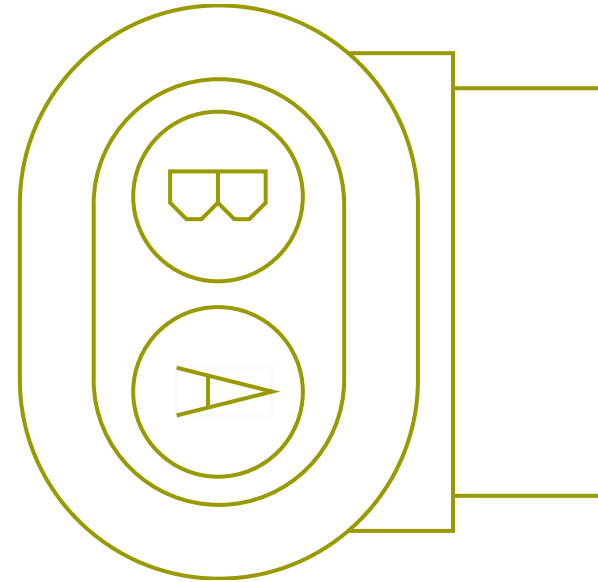
Name	Terminal Part Number	V-Min	Name	Wire Part Number	Wire CSA	Wire Spec	Wire Material description	Wire Color Description	Wire Length	End2 Terminal Part Number	End2 Pin Name	End2 Connector
A	-	-	M85A	-	0.0	16.0	-	GREY	0.0	-	A	P107_8311
B	-	-	M85-GC	-	0.0	16.0	-	WHITE	0.0	-	B	P107_8311

Connector Name P107_8310
 Part Number 3543888C1
 Instances B6.7 - City Horn W/4PIN CLK:Diagram2-20" Frame
 L9 - City Horn W/4PIN CLK:Diagram2-20" Frame
 Mates M07_8301A



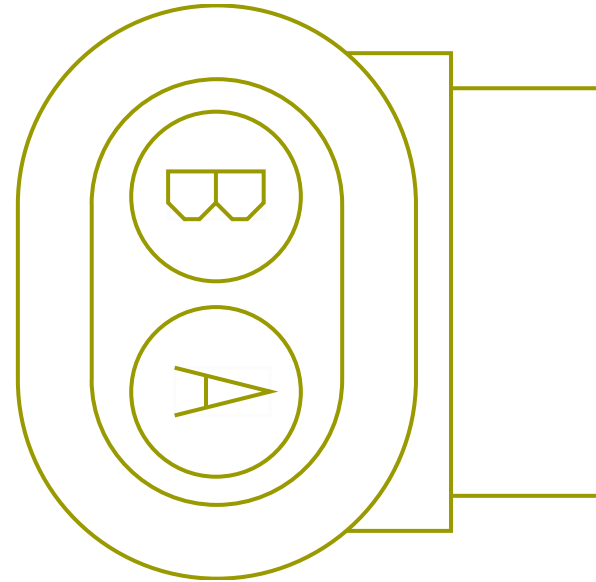
Name	Terminal Part Number	V-Min	Name	Wire Part Number	Wire CSA	Wire Spec	Wire Material description	Wire Color Description	Wire Length	End2 Terminal Part Number	End2 Pin Name	End2 Connector
A	-	-	M85A	-	0.0	16.0	-	GREY	0.0	-	-	-
B	-	-	M85-GC	-	0.0	16.0	-	WHITE	0.0	-	-	-

Connector Name P107_8311
 Part Number 1661778C1
 Instances B6.7 - City Horn W/4PIN CLK:Diagram2-20" Frame
 B6.7 - City Horn W/10PIN CLK:Diagram1
 L9 - City Horn W/4PIN CLK:Diagram1



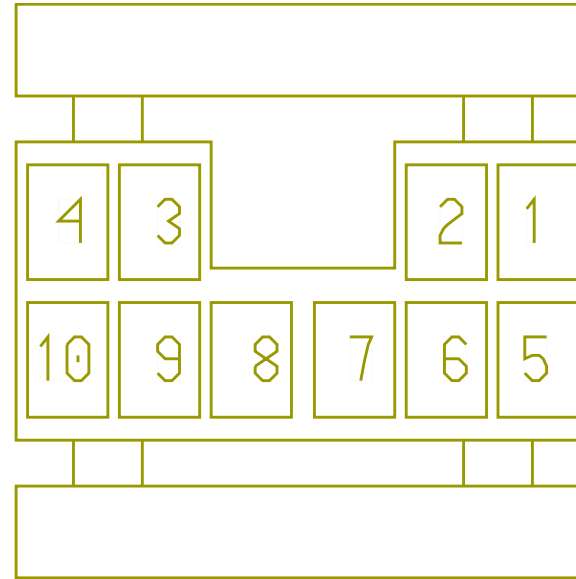
Name	Terminal Part Number	V-Min	Name	Wire Part Number	Wire CSA	Wire Spec	Wire Material description	Wire Color Description	Wire Length	End2 Terminal Part Number	End2 Pin Name	End2 Connector
A	-	-	M85A	-	0.0	16.0	-	GREY	0.0	-	A	P107_8310
A	-	-	M85A	-	0.0	16.0	-	GREY	0.0	-	-	-
B	-	-	M85-GC	-	0.0	16.0	-	WHITE	0.0	-	B	P107_8310
B	-	-	M85-GC	-	0.0	16.0	-	WHITE	0.0	-	-	-

Connector Name P107_8311
 Part Number 1661778C1
 Instances B6.7 - City Horn W/4PIN CLK:Diagram1
 B6.7 - City Horn W/10PIN CLK:Diagram2-W/SNOW PLOW
 Mates DEV-CITY_HORN-01



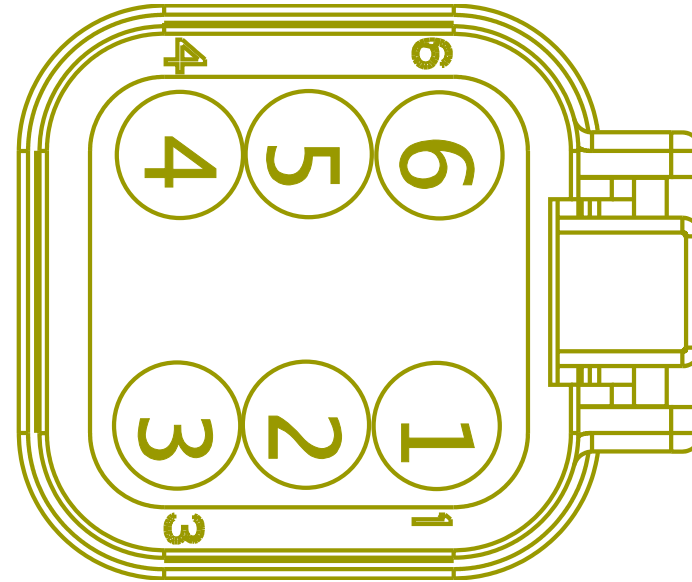
Name	Terminal Part Number	V-Min	Name	Wire Part Number	Wire CSA	Wire Spec	Wire Material description	Wire Color Description	Wire Length	End2 Terminal Part Number	End2 Pin Name	End2 Connector
A	-	-	M85A	-	0.0	16.0	-	GREY	0.0	-	A	P107_8310
B	-	-	M85-GC	-	0.0	16.0	-	WHITE	0.0	-	B	P107_8310

Connector Name P16400
 Part Number 3544688C1
 Instances B6.7/L9 - Over The Air Electrical I/O (OnCommand Link / N2 Module):Diagram1
 Mates D49_2000F



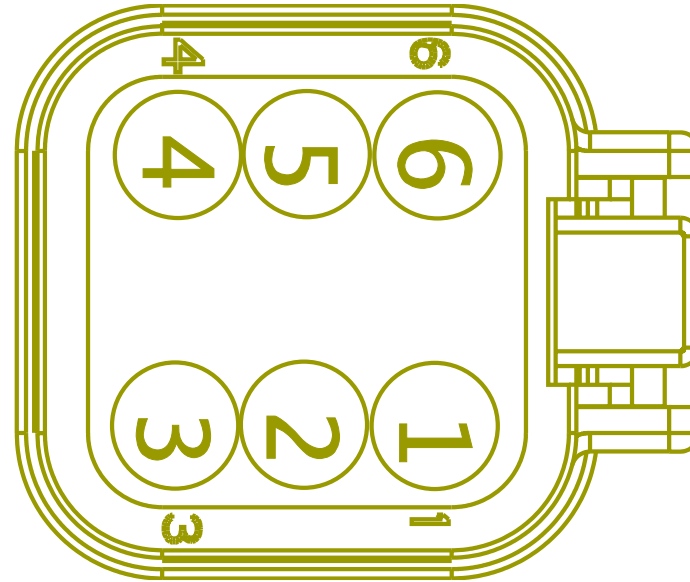
Name	Terminal Part Number	V-Min	Name	Wire Part Number	Wire CSA	Wire Spec	Wire Material description	Wire Color Description	Wire Length	End2 Terminal Part Number	End2 Pin Name	End2 Connector
3	-	-	AD63-GA	3510360 R1	1.16	16.0	Thin Wall XLPE Primary Cable	WHITE	510.0	-	-	-

Connector Name P2R_1_4410A
 Part Number 3572899C1
 Instances B6.7/L9 - DLB - Remote Power Modules (2 RPM n/ Switch Pack):Diagram1-Combination1
 B6.7/L9 - DLB - Remote Power Modules (2 RPM n/ Switch Pack):Diagram1-Combination4
 B6.7/L9 - DLB - Remote Power Modules (2 RPM w/ Switch Packs):Diagram1-Combination1
 B6.7/L9 - DLB - Remote Power Modules (2 RPM w/ Switch Packs):Diagram1-Combination4



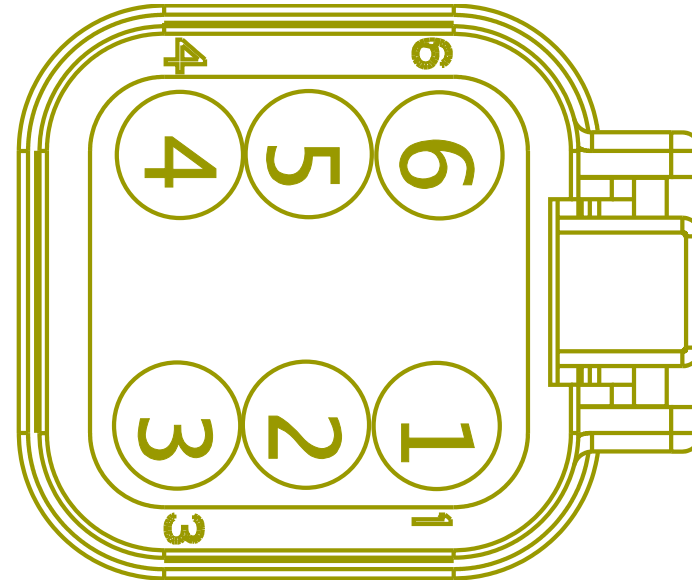
Name	Terminal Part Number	V-Min	Name	Wire Part Number	Wire CSA	Wire Spec	Wire Material description	Wire Color Description	Wire Length	End2 Terminal Part Number	End2 Pin Name	End2 Connector
2	-	-	RC10-GP	2643689 R1	1.91	14.0	Std. Wall XLPE Primary Cable	WHITE	3095.0	-	2	4410H
2	-	-	N11-GPM	2643689 R1	1.91	14.0	Std. Wall XLPE Primary Cable	WHITE	370.0	-	-	-
6	-	-	N14W	2643760 R1	1.16	16.0	Std. Wall XLPE Primary Cable	RED	370.0	-	-	-
6	-	-	RC20A	2643678 R1	1.16	16.0	Std. Wall XLPE Primary Cable	LIGHT GREEN	3095.0	-	6	4410H

Connector Name P2R_1_4410B
 Part Number 3572899C1
 Instances B6.7/L9 - DLB - Remote Power Modules (2 RPM n/ Switch Pack):Diagram1-Combination1
 B6.7/L9 - DLB - Remote Power Modules (2 RPM w/ Switch Packs):Diagram1-Combination1



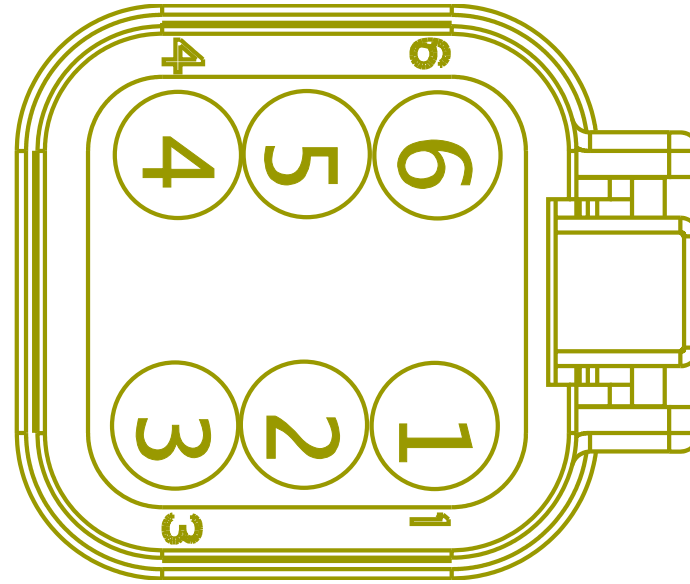
Name	Terminal Part Number	V-Min	Name	Wire Part Number	Wire CSA	Wire Spec	Wire Material description	Wire Color Description	Wire Length	End2 Terminal Part Number	End2 Pin Name	End2 Connector
2	-	-	N11-GPM	2643689 R1	1.91	14.0	Std. Wall XLPE Primary Cable	WHITE	370.0	-	-	-
3	-	-	-	-	-	-	-	-	-	-	-	-
4	-	-	-	-	-	-	-	-	-	-	-	-
6	-	-	N14W	2643760 R1	1.16	16.0	Std. Wall XLPE Primary Cable	RED	370.0	-	-	-

Connector Name P2R_2_4410A
 Part Number 3572899C1
 Instances B6.7/L9 - DLB - Remote Power Modules (2 RPM n/ Switch Pack):Diagram1-Combination2
 B6.7/L9 - DLB - Remote Power Modules (2 RPM w/ Switch Packs):Diagram1-Combination2
 Mates MODU-RPM1-2050-01-01A



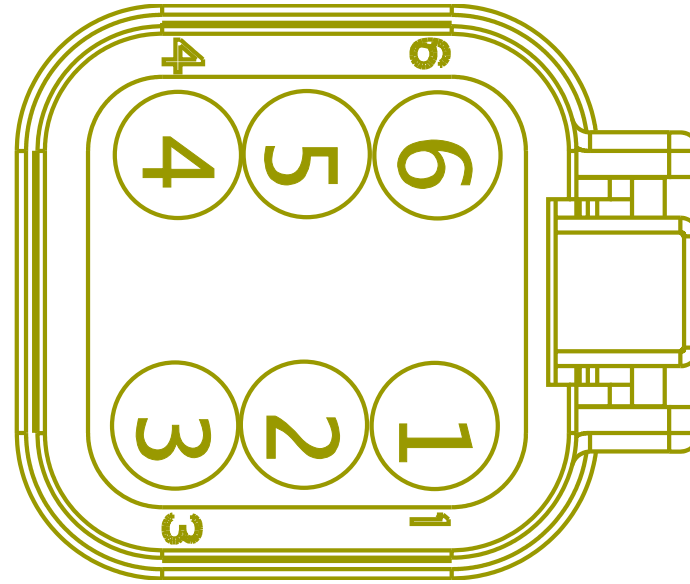
Name	Terminal Part Number	V-Min	Name	Wire Part Number	Wire CSA	Wire Spec	Wire Material description	Wire Color Description	Wire Length	End2 Terminal Part Number	End2 Pin Name	End2 Connector
2	-	-	N11-GPM	2643689 R1	1.91	14.0	Std. Wall XLPE Primary Cable	WHITE	370.0	-	2	P2R_2_4410B
2	-	-	N11-GPM	2643689 R1	1.91	14.0	Std. Wall XLPE Primary Cable	WHITE	370.0	-	-	-
6	-	-	N14W	2643760 R1	1.16	16.0	Std. Wall XLPE Primary Cable	RED	370.0	-	6	P2R_2_4410B
6	-	-	N14W	2643760 R1	1.16	16.0	Std. Wall XLPE Primary Cable	RED	370.0	-	-	-

Connector Name P2R_2_4410B
 Part Number 3572899C1
 Instances B6.7/L9 - DLB - Remote Power Modules (2 RPM n/ Switch Pack):Diagram1-Combination2
 B6.7/L9 - DLB - Remote Power Modules (2 RPM w/ Switch Packs):Diagram1-Combination2



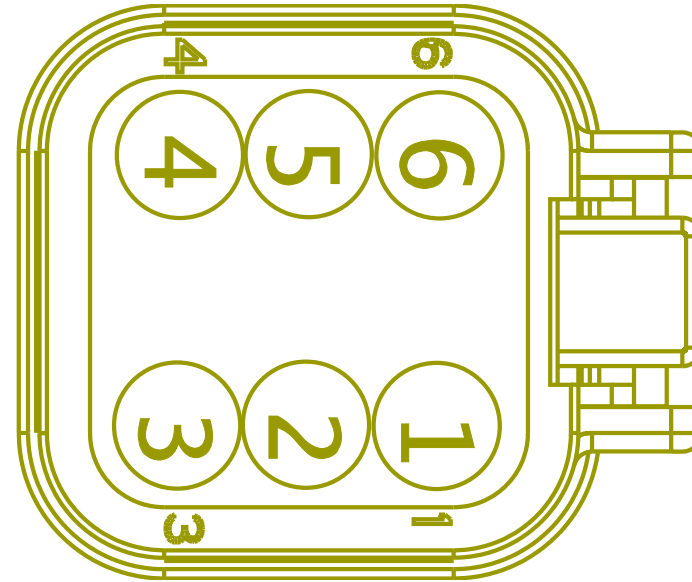
Name	Terminal Part Number	V-Min	Name	Wire Part Number	Wire CSA	Wire Spec	Wire Material description	Wire Color Description	Wire Length	End2 Terminal Part Number	End2 Pin Name	End2 Connector
2	-	-	N11-GPM	2643689 R1	1.91	14.0	Std. Wall XLPE Primary Cable	WHITE	370.0	-	2	P2R_2_4 410A
2	-	-	N11-GPM	2643689 R1	1.91	14.0	Std. Wall XLPE Primary Cable	WHITE	370.0	-	2	P2R_3_4 410A
3	-	-	-	-	-	-	-	-	-	-	-	-
4	-	-	-	-	-	-	-	-	-	-	-	-
6	-	-	N14W	2643760 R1	1.16	16.0	Std. Wall XLPE Primary Cable	RED	370.0	-	6	P2R_2_4 410A
6	-	-	N14W	2643760 R1	1.16	16.0	Std. Wall XLPE Primary Cable	RED	370.0	-	6	P2R_3_4 410A

Connector Name P2R_3_4410A
 Part Number 3572899C1
 Instances B6.7/L9 - DLB - Remote Power Modules (2 RPM n/ Switch Pack):Diagram1-Combination3
 B6.7/L9 - DLB - Remote Power Modules (2 RPM w/ Switch Packs):Diagram1-Combination3



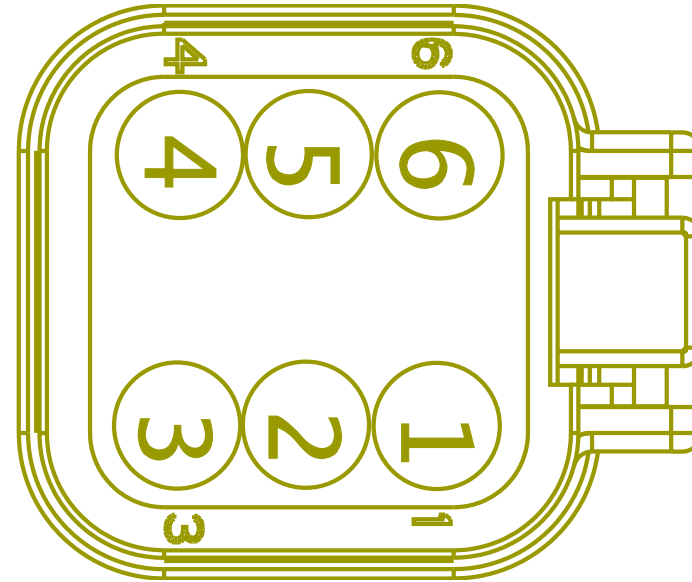
Name	Terminal Part Number	V-Min	Name	Wire Part Number	Wire CSA	Wire Spec	Wire Material description	Wire Color Description	Wire Length	End2 Terminal Part Number	End2 Pin Name	End2 Connector
2	-	-	N11-GPM	2643689 R1	1.91	14.0	Std. Wall XLPE Primary Cable	WHITE	370.0	-	-	-
2	-	-	N11-GPM	2643689 R1	1.91	14.0	Std. Wall XLPE Primary Cable	WHITE	370.0	-	2	P2R_2_4 410B
6	-	-	N14W	2643760 R1	1.16	16.0	Std. Wall XLPE Primary Cable	RED	370.0	-	-	-
6	-	-	N14W	2643760 R1	1.16	16.0	Std. Wall XLPE Primary Cable	RED	370.0	-	6	P2R_2_4 410B

Connector Name P2R_3_4410B
 Part Number 3572899C1
 Instances B6.7/L9 - DLB - Remote Power Modules (2 RPM n/ Switch Pack):Diagram1-Combination3
 B6.7/L9 - DLB - Remote Power Modules (2 RPM w/ Switch Packs):Diagram1-Combination3
 Mates MODU-RPM2-2050-01-02A



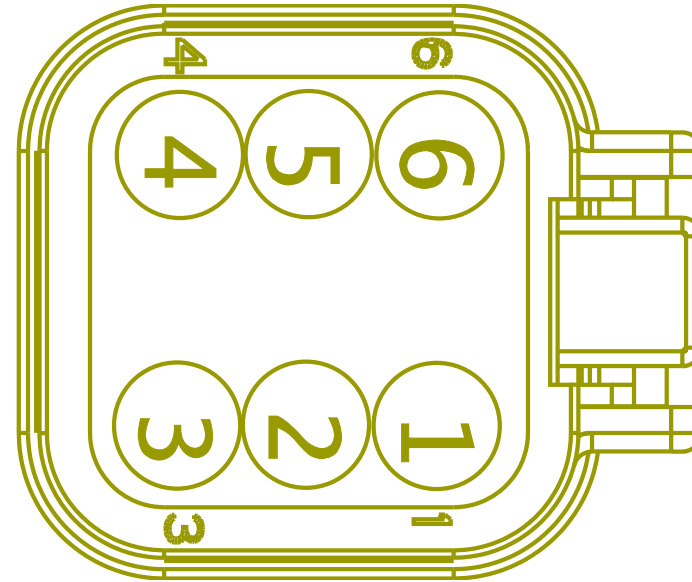
Name	Terminal Part Number	V-Min	Name	Wire Part Number	Wire CSA	Wire Spec	Wire Material description	Wire Color Description	Wire Length	End2 Terminal Part Number	End2 Pin Name	End2 Connector
2	-	-	N11-GPM	2643689 R1	1.91	14.0	Std. Wall XLPE Primary Cable	WHITE	370.0	-	-	-
3	-	-	-	-	-	-	-	-	-	-	-	-
4	-	-	-	-	-	-	-	-	-	-	-	-
6	-	-	N14W	2643760 R1	1.16	16.0	Std. Wall XLPE Primary Cable	RED	370.0	-	-	-

Connector Name P2R_4410A
 Part Number 3572899C1
 Instances B6.7/L9 - DLB - Remote Power Module (3 RPM n/Switch Pack):Diagram1-Combination1
 B6.7/L9 - DLB - Remote Power Modules (3 RPM w/ Switch Packs):Diagram1-Combination1
 Mates MODU-RPM1-2050-01-01A




Name	Terminal Part Number	V-Min	Name	Wire Part Number	Wire CSA	Wire Spec	Wire Material description	Wire Color Description	Wire Length	End2 Terminal Part Number	End2 Pin Name	End2 Connector
2	-	-	N11-GPM	2643689 R1	1.91	14.0	Std. Wall XLPE Primary Cable	WHITE	370.0	-	2	P2R_4410B
3	-	-	-	-	-	-	-	-	-	-	-	-
4	-	-	-	-	-	-	-	-	-	-	-	-
6	-	-	N14W	2643760 R1	1.16	16.0	Std. Wall XLPE Primary Cable	RED	370.0	-	6	P2R_4410B

Connector Name P2R_4410B
 Part Number 3572899C1
 Instances B6.7/L9 - DLB - Remote Power Module (3 RPM n/Switch Pack):Diagram1-Combination1
 B6.7/L9 - DLB - Remote Power Modules (3 RPM w/ Switch Packs):Diagram1-Combination1
 Mates MODU-RPM2-2050-01-02A




Name	Terminal Part Number	V-Min	Name	Wire Part Number	Wire CSA	Wire Spec	Wire Material description	Wire Color Description	Wire Length	End2 Terminal Part Number	End2 Pin Name	End2 Connector
2	-	-	N11-GPM	2643689 R1	1.91	14.0	Std. Wall XLPE Primary Cable	WHITE	370.0	-	2	P2R_4410A
3	-	-	-	-	-	-	-	-	-	-	-	-
4	-	-	-	-	-	-	-	-	-	-	-	-
6	-	-	N14W	2643760 R1	1.16	16.0	Std. Wall XLPE Primary Cable	RED	370.0	-	6	P2R_4410A

Connector Name P4X_1
 Part Number RING-M-8_0
 Instances B6.7/L9 - Chassis PDM:Diagram1
 Mates Chassis PDM




Name	Terminal Part Number	V-Min	Name	Wire Part Number	Wire CSA	Wire Spec	Wire Material description	Wire Color Description	Wire Length	End2 Terminal Part Number	End2 Pin Name	End2 Connector
A	-	-	14B	2645970 R1	101.95	0.0	SGR 125	RED	300.0	-	-	-

Connector Name P4X_2
 Part Number RING-M-8_0
 Instances B6.7 - Power Lift Gate:Diagram1
 L9 - Power Lift Gate:Diagram1
 Mates RLY-Power_Lift_Gate_Relay- 2038-02-01B



Name	Terminal Part Number	V-Min	Name	Wire Part Number	Wire CSA	Wire Spec	Wire Material description	Wire Color Description	Wire Length	End2 Terminal Part Number	End2 Pin Name	End2 Connector
A	-	-	14B	2645970 R1	101.95	0.0	SGR 125	RED	300.0	-	-	-

Connector Name P4Y_1
 Part Number RING-M-8_0
 Instances B6.7 - Power Lift Gate:Diagram1
 L9 - Power Lift Gate:Diagram1
 Mates RLY-Power_Lift_Gate_Relay- 2038-02-01B

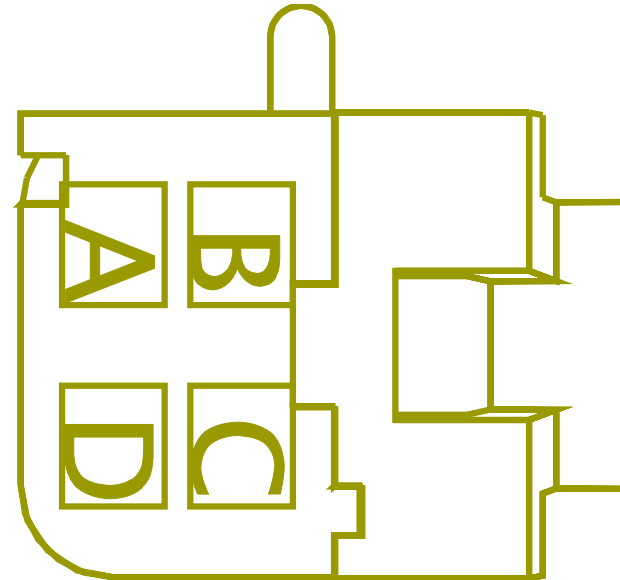


Name	Terminal Part Number	V-Min	Name	Wire Part Number	Wire CSA	Wire Spec	Wire Material description	Wire Color Description	Wire Length	End2 Terminal Part Number	End2 Pin Name	End2 Connector
A	-	-	14A	2645964 R1	61.89	0.0	SGR 125	RED	8840.0	-	A	P4Y_2

Connector Name P4Y_2
 Part Number BLUNT_SL_VC
 Instances B6.7 - Power Lift Gate:Diagram1
 L9 - Power Lift Gate:Diagram1
 Mates BLNT-Lift_Gate_PWR-2038-02 -01B

Name	Terminal Part Number	V-Min	Name	Wire Part Number	Wire CSA	Wire Spec	Wire Material description	Wire Color Description	Wire Length	End2 Terminal Part Number	End2 Pin Name	End2 Connector
A	-	-	14A	2645964 R1	61.89	0.0	SGR 125	RED	8840.0	-	A	P4Y_1


Connector Name P464
 Part Number 3767197C1
 Instances B6.7/L9 - Hazard Warning Light N/Trlr Socket:Diagram1-Combination1
 B6.7/L9 - Hazard Warning Light N/Trlr Socket:Diagram1-Combination2
 Mates SW-HAZARD-1014-04-01A



Name	Terminal Part Number	V-Min	Name	Wire Part Number	Wire CSA	Wire Spec	Wire Material description	Wire Color Description	Wire Length	End2 Terminal Part Number	End2 Pin Name	End2 Connector
1	-	-	AD60-G	3510359 R1	0.79	18.0	Thin Wall XLPE Primary Cable	WHITE	740.0	-	-	-
2	-	-	AA60A	3510317 R1	0.79	18.0	Thin Wall XLPE Primary Cable	ORANGE	1475.0	-	A6	J7-1607
3	-	-	AC60C	3510317 R1	0.79	18.0	Thin Wall XLPE Primary Cable	ORANGE	1310.0	-	X	-
3	-	-	AB60C	3510317 R1	0.79	18.0	Thin Wall XLPE Primary Cable	ORANGE	1310.0	-	X	-

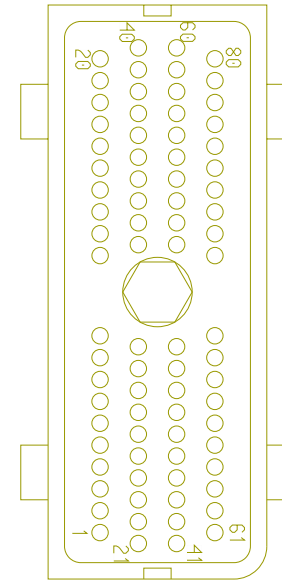
Name	Terminal Part Number	V-Min	Name	Wire Part Number	Wire CSA	Wire Spec	Wire Material description	Wire Color Description	Wire Length	End2 Terminal Part Number	End2 Pin Name	End2 Connector
4	-	-	KA60B	3510311 R1	0.79	18.0	Thin Wall XLPE Primary Cable	GREY	500.0	-	X	-

Connector Name P5D_4028C
 Part Number RING-M-10_0
 Instances B6.7/L9 - Chassis PDM:Diagram1
 Mates Chassis PDM



Name	Terminal Part Number	V-Min	Name	Wire Part Number	Wire CSA	Wire Spec	Wire Material description	Wire Color Description	Wire Length	End2 Terminal Part Number	End2 Pin Name	End2 Connector
1	-	-	M14A-FL	2643473 R1	4.81	10.0	FUSEABLE LINK	RUST	150.0	-	X	-
1	-	-	N14X-FL	2643473 R1	4.81	10.0	FUSEABLE LINK	RUST	150.0	-	-	-
1	-	-	N14Y-FL	2643116 R1	3.01	12.0	FUSEABLE LINK	BLUE	150.0	-	X	-

Connector Name P5K_1234
Part Number 3605713C1
Instances B6.7 - CAN Layout:Powertrain Standard J1939 (500Kbps)
B6.7 - Range Inhibit (sixth gear inhibit switch):Diagram1-
Combination1
B6.7 - Rear Lights Stop (Daisy Chain):Diagram1
B6.7 - Rear Lights Stop - Dual Assembly:Diagram1
B6.7 - Rear Lights Stop - Single Assembly:Diagram1
B6.7 - Remote Start/Stop:Diagram1
B6.7 - Remote Start/Stop w/ Emergency Pump:Diagram1
B6.7 - T-Handle for Allison Without Park Position:Diagram1-
Combination1
B6.7 - T-Handle for Allison Without Park Position:Diagram1-
Combination2
B6.7 - Transmission (Allison 3K/4K):Diagram1-Combination1
B6.7 - Transmission Power Take Off (Auto Trans Single PTO
w/21 Parameters):Diagram1
B6.7 - Transmission Power Take Off (Auto Trans with
Lectradrive):Diagram1
B6.7 - Transmission Power Take Off (Single PTO W/ RPM and
Auto Trans):Diagram1
B6.7 - Transmission Shifter (Stalk Shifter Allison):Diagram1-
Combination1
B6.7 - Transmission Shifter (T-Handle for Allison; With Park
Position):Diagram1-Combination1
B6.7 - Transmission Shifter (T-Handle for Allison; With Park
Position):Diagram1-Combination2
B6.7/L9 - Trans Range Inhibit (J1939 Comm):Diagram1
B6.7/L9 - Transmission - MODE Selection:Diagram1
B6.7/L9 - Transmission Oil Temperature Automatic Trans
Option2:Diagram1
B6.7/L9 - Transmission Oil Temperature-Automatic Trans w/Aux
Gauge:Diagram1
B6.7/L9 - Trip Odometer (w/ECM & TCM):Diagram1
B6.7/L9 - Vehicle Speedometer System (Automatic XMSN)
NA:Diagram1
L9 - Backup Light (Dual Daisy Reverse) Allison/ZF Trans
3K/4K:Diagram1-Combination1
L9 - Backup Light (Dual Reverse Light) Allison/ZF Trans
3K/4K:Diagram1-Combination1
L9 - Backup Light (Single Reverse Light) - Allison
3K/4K:Diagram1-Combination1



L9 - Backup Light (Single Reverse Light) Allison
 3K/4K:Diagram1-Combination1
 L9 - Backup Light - (Single Reverse Light) Allison
 3K/4K:Diagram1-Combination1
 L9 - CAN Layout:Powertrain Standard J1939 (500Kbps)
 L9 - Rear Lights Stop (Daisy Chain):Diagram1
 L9 - Rear Lights Stop - Dual Assembly:Diagram1
 L9 - Rear Lights Stop - Single Assembly:Diagram1
 L9 - Remote Start/Stop:Diagram1
 L9 - Remote Start/Stop w/ Emergency Pump:Diagram1
 L9 - Transmission (Allison 3K/4K):Diagram1-Combination1
 L9 - Transmission Power Take Off (Auto Trans Single PTO w/21
 Parameters):Diagram1
 L9 - Transmission Power Take Off (Auto Trans with
 Lectradrive):Diagram1
 L9 - Transmission Power Take Off (Single PTO W/ RPM and
 Auto Trans):Diagram1
 L9 - Transmission Shifter (Stalk Shifter Allison):Diagram1-
 Combination1

Mates

MODU-TCM-A002-10-03-1234

Name	Terminal Part Number	V-Min	Name	Wire Part Number	Wire CSA	Wire Spec	Wire Material description	Wire Color Description	Wire Length	End2 Terminal Part Number	End2 Pin Name	End2 Connector
1	-	-	A47#125	3510329 R1	0.79	18.0	Thin Wall XLPE Primary Cable	TAN	370.0	-	8	1237
1	-	-	A92#101	3510341 R1	0.79	18.0	Thin Wall XLPE Primary Cable	LIGHT BLUE	370.0	-	1	1235
1	-	-	A92#101	3510341 R1	0.79	18.0	Thin Wall XLPE Primary Cable	LIGHT BLUE	370.0	-	-	-
3	-	-	A92#103	3510335 R1	0.79	18.0	Thin Wall XLPE Primary Cable	YELLOW 2	370.0	-	2	1235

Name	Terminal Part Number	V-Min	Name	Wire Part Number	Wire CSA	Wire Spec	Wire Material description	Wire Color Description	Wire Length	End2 Terminal Part Number	End2 Pin Name	End2 Connect or
3	-	-	A92#103	3510335 R1	0.79	18.0	Thin Wall XLPE Primary Cable	YELLOW 2	370.0	-	-	-
5	-	-	A92#105	3510317 R1	0.79	18.0	Thin Wall XLPE Primary Cable	ORANGE	370.0	-	3	1235
5	-	-	A92#105	3510317 R1	0.79	18.0	Thin Wall XLPE Primary Cable	ORANGE	370.0	-	-	-
6	-	-	-	-	-	-	-	-	-	-	-	-
6	-	-	WIRE722 745	-	0.0	-	-	-	0.0	-	12	1237
6	-	-	WIRE728 823	-	0.0	-	-	-	0.0	-	12	1237
9	-	-	A92#109	3510311 R1	0.79	18.0	Thin Wall XLPE Primary Cable	GREY	370.0	-	4	1235
10	-	-	A92#110	3510323 R1	0.79	18.0	Thin Wall XLPE Primary Cable	PINK	370.0	-	5	1235
11	-	-	A92#111	3510317 R1	0.79	18.0	Thin Wall XLPE Primary Cable	ORANGE	370.0	-	5	1236
11	-	-	A92#111	3510317 R1	0.79	18.0	Thin Wall XLPE Primary Cable	ORANGE	370.0	-	-	-

Name	Terminal Part Number	V-Min	Name	Wire Part Number	Wire CSA	Wire Spec	Wire Material description	Wire Color Description	Wire Length	End2 Terminal Part Number	End2 Pin Name	End2 Connector
12	-	-	A92#112	3510323 R1	0.79	18.0	Thin Wall XLPE Primary Cable	PINK	370.0	-	6	1236
12	-	-	A92#112	3510323 R1	0.79	18.0	Thin Wall XLPE Primary Cable	PINK	370.0	-	-	-
15	-	-	A92#115	3510359 R1	0.79	18.0	Thin Wall XLPE Primary Cable	WHITE	370.0	-	-	-
16	-	-	A92#116	3510341 R1	0.79	18.0	Thin Wall XLPE Primary Cable	LIGHT BLUE	370.0	-	7	1236
16	-	-	A92#116	3510341 R1	0.79	18.0	Thin Wall XLPE Primary Cable	LIGHT BLUE	370.0	-	-	-
17	-	-	A92#142	3510359 R1	0.79	18.0	Thin Wall XLPE Primary Cable	WHITE	370.0	-	13	1237
17	-	-	A92#117	3510341 R1	0.79	18.0	Thin Wall XLPE Primary Cable	LIGHT BLUE	370.0	-	6	1235
17	-	-	A92#117	3510341 R1	0.79	18.0	Thin Wall XLPE Primary Cable	LIGHT BLUE	370.0	-	-	-

Name	Terminal Part Number	V-Min	Name	Wire Part Number	Wire CSA	Wire Spec	Wire Material description	Wire Color Description	Wire Length	End2 Terminal Part Number	End2 Pin Name	End2 Connector
18	-	-	A92#118	3510311 R1	0.79	18.0	Thin Wall XLPE Primary Cable	GREY	370.0	-	18	1237
18	-	-	A92#118	3510311 R1	0.79	18.0	Thin Wall XLPE Primary Cable	GREY	370.0	-	-	-
19	-	-	A92#119	3510341 R1	0.79	18.0	Thin Wall XLPE Primary Cable	LIGHT BLUE	370.0	-	15	1235
19	-	-	A92#119	3510341 R1	0.79	18.0	Thin Wall XLPE Primary Cable	LIGHT BLUE	370.0	-	-	-
20	-	-	A92#120	3510341 R1	0.79	18.0	Thin Wall XLPE Primary Cable	LIGHT BLUE	370.0	-	3	1237
20	-	-	A92#120	3510341 R1	0.79	18.0	Thin Wall XLPE Primary Cable	LIGHT BLUE	370.0	-	-	-
22	-	-	A92#122	3510335 R1	0.79	18.0	Thin Wall XLPE Primary Cable	YELLOW 2	370.0	-	7	1235
22	-	-	A92#122	3510335 R1	0.79	18.0	Thin Wall XLPE Primary Cable	YELLOW 2	370.0	-	-	-

Name	Terminal Part Number	V-Min	Name	Wire Part Number	Wire CSA	Wire Spec	Wire Material description	Wire Color Description	Wire Length	End2 Terminal Part Number	End2 Pin Name	End2 Connector
23	-	-	A92#123	3510299 R1	0.79	18.0	Thin Wall XLPE Primary Cable	LIGHT GREEN	370.0	-	8	1235
23	-	-	A92#123	3510299 R1	0.79	18.0	Thin Wall XLPE Primary Cable	LIGHT GREEN	370.0	-	-	-
24	-	-	A92#124	3510359 R1	0.79	18.0	Thin Wall XLPE Primary Cable	WHITE	370.0	-	16	1235
24	-	-	A92#124	3510359 R1	0.79	18.0	Thin Wall XLPE Primary Cable	WHITE	370.0	-	-	-
25	-	-	A47#125	3510329 R1	0.79	18.0	Thin Wall XLPE Primary Cable	TAN	370.0	-	-	-
27	-	-	-	-	-	-	-	-	-	-	-	-
27	-	-	WIRE722 742	-	0.0	-	-	-	0.0	-	4	1237
27	-	-	WIRE728 824	-	0.0	-	-	-	0.0	-	4	1237
30	-	-	A92#130	3510359 R1	0.79	18.0	Thin Wall XLPE Primary Cable	WHITE	370.0	-	10	1235
30	-	-	A92#130	3510359 R1	0.79	18.0	Thin Wall XLPE Primary Cable	WHITE	370.0	-	-	-

Name	Terminal Part Number	V-Min	Name	Wire Part Number	Wire CSA	Wire Spec	Wire Material description	Wire Color Description	Wire Length	End2 Terminal Part Number	End2 Pin Name	End2 Connector
31	-	-	A92#131	3510335 R1	0.79	18.0	Thin Wall XLPE Primary Cable	YELLOW 2	370.0	-	9	1236
31	-	-	A92#115	3510359 R1	0.79	18.0	Thin Wall XLPE Primary Cable	WHITE	370.0	-	9	1235
31	-	-	A92#131	3510335 R1	0.79	18.0	Thin Wall XLPE Primary Cable	YELLOW 2	370.0	-	-	-
33	-	-	A92#133	3510335 R1	0.79	18.0	Thin Wall XLPE Primary Cable	YELLOW 2	370.0	-	10	1236
33	-	-	A92#133	3510335 R1	0.79	18.0	Thin Wall XLPE Primary Cable	YELLOW 2	370.0	-	-	-
34	-	-	A92#134	3510335 R1	0.79	18.0	Thin Wall XLPE Primary Cable	YELLOW 2	370.0	-	11	1235
34	-	-	A92#134	3510335 R1	0.79	18.0	Thin Wall XLPE Primary Cable	YELLOW 2	370.0	-	-	-
36	-	-	A92#136	3510317 R1	0.79	18.0	Thin Wall XLPE Primary Cable	ORANGE	370.0	-	11	1236

Name	Terminal Part Number	V-Min	Name	Wire Part Number	Wire CSA	Wire Spec	Wire Material description	Wire Color Description	Wire Length	End2 Terminal Part Number	End2 Pin Name	End2 Connector
36	-	-	A92#136	3510317 R1	0.79	18.0	Thin Wall XLPE Primary Cable	ORANGE	370.0	-	-	-
37	-	-	A92#137	3510359 R1	0.79	18.0	Thin Wall XLPE Primary Cable	WHITE	370.0	-	12	1236
37	-	-	A92#137	3510359 R1	0.79	18.0	Thin Wall XLPE Primary Cable	WHITE	370.0	-	-	-
39	-	-	A48#139	3510317 R1	0.79	18.0	Thin Wall XLPE Primary Cable	ORANGE	370.0	-	1	1237
39	-	-	A48#139	3510317 R1	0.79	18.0	Thin Wall XLPE Primary Cable	ORANGE	370.0	-	-	-
40	-	-	A47#140	3510299 R1	0.79	18.0	Thin Wall XLPE Primary Cable	LIGHT GREEN	370.0	-	2	1237
40	-	-	A47#140	3510299 R1	0.79	18.0	Thin Wall XLPE Primary Cable	LIGHT GREEN	370.0	-	-	-
41	-	-	A92#141	3510329 R1	0.79	18.0	Thin Wall XLPE Primary Cable	TAN	370.0	-	12	1235

Name	Terminal Part Number	V-Min	Name	Wire Part Number	Wire CSA	Wire Spec	Wire Material description	Wire Color Description	Wire Length	End2 Terminal Part Number	End2 Pin Name	End2 Connect or
41	-	-	A92#141	3510329 R1	0.79	18.0	Thin Wall XLPE Primary Cable	TAN	370.0	-	-	-
42	-	-	A92#142	3510359 R1	0.79	18.0	Thin Wall XLPE Primary Cable	WHITE	370.0	-	-	-
43	-	-	A92#143	3510341 R1	0.79	18.0	Thin Wall XLPE Primary Cable	LIGHT BLUE	370.0	-	13	1235
43	-	-	A92#143	3510341 R1	0.79	18.0	Thin Wall XLPE Primary Cable	LIGHT BLUE	370.0	-	-	-
45	-	-	A92#145	3510317 R1	0.79	18.0	Thin Wall XLPE Primary Cable	ORANGE	370.0	-	14	1235
45	-	-	A92#145	3510317 R1	0.79	18.0	Thin Wall XLPE Primary Cable	ORANGE	370.0	-	-	-
51	-	-	A92#151	3510359 R1	0.79	18.0	Thin Wall XLPE Primary Cable	WHITE	370.0	-	15	1236
51	-	-	A92#151	3510359 R1	0.79	18.0	Thin Wall XLPE Primary Cable	WHITE	370.0	-	-	-

Name	Terminal Part Number	V-Min	Name	Wire Part Number	Wire CSA	Wire Spec	Wire Material description	Wire Color Description	Wire Length	End2 Terminal Part Number	End2 Pin Name	End2 Connector
52	-	-	A92#152	3510299 R1	0.79	18.0	Thin Wall XLPE Primary Cable	LIGHT GREEN	370.0	-	16	1236
52	-	-	A92#152	3510299 R1	0.79	18.0	Thin Wall XLPE Primary Cable	LIGHT GREEN	370.0	-	-	-
54	-	-	A31#154	3510329 R1	0.79	18.0	Thin Wall XLPE Primary Cable	TAN	370.0	-	17	1236
54	-	-	A31#154	3510329 R1	0.79	18.0	Thin Wall XLPE Primary Cable	TAN	370.0	-	-	-
55	-	-	A92#155	3510359 R1	0.79	18.0	Thin Wall XLPE Primary Cable	WHITE	370.0	-	5	1237
55	-	-	A92#155	3510359 R1	0.79	18.0	Thin Wall XLPE Primary Cable	WHITE	370.0	-	-	-
56	-	-	A92#156	3510323 R1	0.79	18.0	Thin Wall XLPE Primary Cable	PINK	370.0	-	14	1237
56	-	-	A92#156	3510323 R1	0.79	18.0	Thin Wall XLPE Primary Cable	PINK	370.0	-	-	-

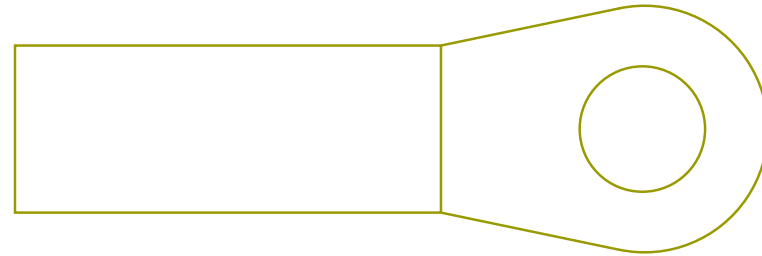
Name	Terminal Part Number	V-Min	Name	Wire Part Number	Wire CSA	Wire Spec	Wire Material description	Wire Color Description	Wire Length	End2 Terminal Part Number	End2 Pin Name	End2 Connector
57	-	-	A92#157	3510359 R1	0.79	18.0	Thin Wall XLPE Primary Cable	WHITE	370.0	-	-	-
58	-	-	A92#158	3510299 R1	0.79	18.0	Thin Wall XLPE Primary Cable	LIGHT GREEN	370.0	-	13	1236
58	-	-	A92#158	3510299 R1	0.79	18.0	Thin Wall XLPE Primary Cable	LIGHT GREEN	370.0	-	-	-
59	-	-	A48#159	3510329 R1	0.79	18.0	Thin Wall XLPE Primary Cable	TAN	370.0	-	9	1237
59	-	-	A48#159	3510329 R1	0.79	18.0	Thin Wall XLPE Primary Cable	TAN	370.0	-	-	-
60	-	-	A47#160	3510335 R1	0.79	18.0	Thin Wall XLPE Primary Cable	YELLOW 2	370.0	-	10	1237
60	-	-	A47#160	3510335 R1	0.79	18.0	Thin Wall XLPE Primary Cable	YELLOW 2	370.0	-	-	-
61	-	-	A92#161	3510317 R1	0.79	18.0	Thin Wall XLPE Primary Cable	ORANGE	370.0	-	15	1237

Name	Terminal Part Number	V-Min	Name	Wire Part Number	Wire CSA	Wire Spec	Wire Material description	Wire Color Description	Wire Length	End2 Terminal Part Number	End2 Pin Name	End2 Connect or
61	-	-	A92#161	3510317 R1	0.79	18.0	Thin Wall XLPE Primary Cable	ORANGE	370.0	-	-	-
62	-	-	A92#162	3510335 R1	0.79	18.0	Thin Wall XLPE Primary Cable	YELLOW 2	370.0	-	17	1235
62	-	-	A92#162	3510335 R1	0.79	18.0	Thin Wall XLPE Primary Cable	YELLOW 2	370.0	-	-	-
63	-	-	A92#163	3510335 R1	0.79	18.0	Thin Wall XLPE Primary Cable	YELLOW 2	370.0	-	18	1235
63	-	-	A92#163	3510335 R1	0.79	18.0	Thin Wall XLPE Primary Cable	YELLOW 2	370.0	-	-	-
64	-	-	A92#164	3510341 R1	0.79	18.0	Thin Wall XLPE Primary Cable	LIGHT BLUE	370.0	-	1	1236
64	-	-	A92#164	3510341 R1	0.79	18.0	Thin Wall XLPE Primary Cable	LIGHT BLUE	370.0	-	-	-
65	-	-	A92#165	3510329 R1	0.79	18.0	Thin Wall XLPE Primary Cable	TAN	370.0	-	2	1236

Name	Terminal Part Number	V-Min	Name	Wire Part Number	Wire CSA	Wire Spec	Wire Material description	Wire Color Description	Wire Length	End2 Terminal Part Number	End2 Pin Name	End2 Connector
65	-	-	A92#165	3510329 R1	0.79	18.0	Thin Wall XLPE Primary Cable	TAN	370.0	-	-	-
69	-	-	A92#169	3510311 R1	0.79	18.0	Thin Wall XLPE Primary Cable	GREY	370.0	-	3	1236
70	-	-	A92#170	3510323 R1	0.79	18.0	Thin Wall XLPE Primary Cable	PINK	370.0	-	4	1236
71	-	-	A92#171	3510335 R1	0.79	18.0	Thin Wall XLPE Primary Cable	YELLOW 2	370.0	-	14	1236
71	-	-	A92#171	3510335 R1	0.79	18.0	Thin Wall XLPE Primary Cable	YELLOW 2	370.0	-	-	-
74	-	-	A92#174	3510341 R1	0.79	18.0	Thin Wall XLPE Primary Cable	LIGHT BLUE	370.0	-	6	1237
74	-	-	A92#174	3510341 R1	0.79	18.0	Thin Wall XLPE Primary Cable	LIGHT BLUE	370.0	-	-	-
75	-	-	A92#175	3510317 R1	0.79	18.0	Thin Wall XLPE Primary Cable	ORANGE	370.0	-	16	1237

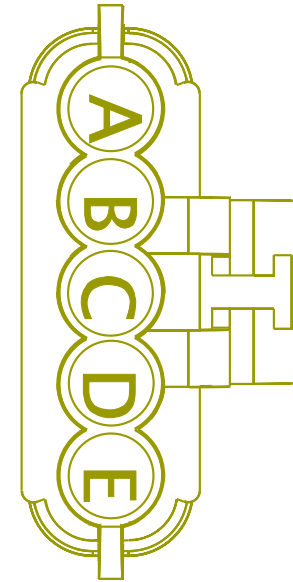
Name	Terminal Part Number	V-Min	Name	Wire Part Number	Wire CSA	Wire Spec	Wire Material description	Wire Color Description	Wire Length	End2 Terminal Part Number	End2 Pin Name	End2 Connector
75	-	-	A92#175	3510317 R1	0.79	18.0	Thin Wall XLPE Primary Cable	ORANGE	370.0	-	-	-
76	-	-	A92#176	3510335 R1	0.79	18.0	Thin Wall XLPE Primary Cable	YELLOW 2	370.0	-	7	1237
76	-	-	A92#176	3510335 R1	0.79	18.0	Thin Wall XLPE Primary Cable	YELLOW 2	370.0	-	-	-
77	-	-	A92#177	3510299 R1	0.79	18.0	Thin Wall XLPE Primary Cable	LIGHT GREEN	370.0	-	8	1236
77	-	-	A92#177	3510299 R1	0.79	18.0	Thin Wall XLPE Primary Cable	LIGHT GREEN	370.0	-	-	-
80	-	-	A92#180	3510317 R1	0.79	18.0	Thin Wall XLPE Primary Cable	ORANGE	370.0	-	11	1237
80	-	-	A92#180	3510317 R1	0.79	18.0	Thin Wall XLPE Primary Cable	ORANGE	370.0	-	-	-

Connector Name P6P_945
 Part Number 3866817C1
 Instances L9 - Battery International (4) 12V:Diagram1
 Mates BTRY-925CCA_1-4005-01-01D



Name	Terminal Part Number	V-Min	Name	Wire Part Number	Wire CSA	Wire Spec	Wire Material description	Wire Color Description	Wire Length	End2 Terminal Part Number	End2 Pin Name	End2 Connector
A	-	-	14	2645248 R1	49.99	0.0	SGX FLEX 125C	RED	360.0	-	A	S97_9251
A	-	-	JS1B	3510366 R1	1.16	16.0	Thin Wall XLPE Primary Cable	RED	320.0	-	-	-

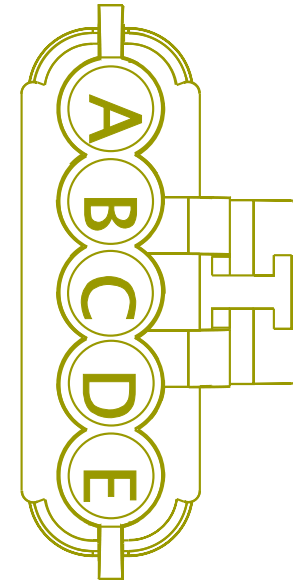
Connector Name P7S_72
 Part Number 1661375C2
 Instances L9 - Backup Light (Dual Reverse Light) Allison/ZF Trans
 3K/4K:Diagram1-Combination1
 L9 - Backup Light (Dual Reverse Light) Allison/ZF Trans
 3K/4K:Diagram1-Combination2
 L9 - Backup Lights (Dual Reverse Light) Eaton/Manual
 Trans:Diagram1-Combination1
 L9 - Backup Lights (Dual Reverse Light) Eaton/Manual
 Trans:Diagram1-Combination2
 L9 - Directional Signal (Turn) W/ LED BOX LAMPS:Diagram1
 L9 - Directional Signal (Turn) W/ LED BOX LAMPS W/Plow
 Lights:Diagram1
 L9 - License Plate Light (LED BOX LAMP Tail Light):Diagram1
 L9 - Rear Light (LED BOX LAMP Tail Light):Diagram1
 L9 - Rear Lights Stop - Dual Assembly:Diagram1



Mates LT-RS_TAIL_ASSY-1002-02-01A

Name	Terminal Part Number	V-Min	Name	Wire Part Number	Wire CSA	Wire Spec	Wire Material description	Wire Color Description	Wire Length	End2 Terminal Part Number	End2 Pin Name	End2 Connector
A	-	-	71B	2643690 R1	1.91	14.0	Std. Wall XLPE Primary Cable	ORANGE	1200.0	-	X	-
C	-	-	57	2643690 R1	1.91	14.0	Std. Wall XLPE Primary Cable	ORANGE	1390.0	-	C	71
D	-	-	68B	2643688 R1	1.91	14.0	Std. Wall XLPE Primary Cable	BROWN	1200.0	-	X	-
E	-	-	10-GB	2643689 R1	1.91	14.0	Std. Wall XLPE Primary Cable	WHITE	1200.0	-	X	-

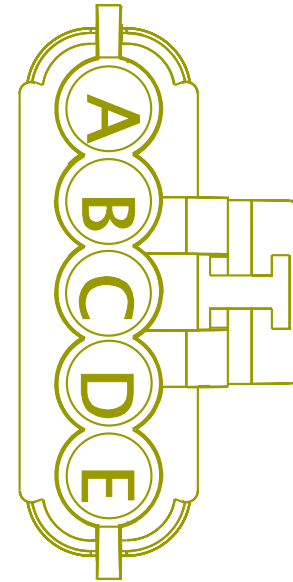
Connector Name P7S_73
 Part Number 1661375C2
 Instances L9 - Backup Light (Dual Reverse Light) Allison/ZF Trans
 3K/4K:Diagram1-Combination1
 L9 - Backup Light (Dual Reverse Light) Allison/ZF Trans
 3K/4K:Diagram1-Combination2
 L9 - Backup Lights (Dual Reverse Light) Eaton/Manual
 Trans:Diagram1-Combination1
 L9 - Backup Lights (Dual Reverse Light) Eaton/Manual
 Trans:Diagram1-Combination2
 L9 - Directional Signal (Turn) W/ LED BOX LAMPS:Diagram1
 L9 - Directional Signal (Turn) W/ LED BOX LAMPS W/Plow
 Lights:Diagram1
 L9 - License Plate Light (LED BOX LAMP Tail Light):Diagram1
 L9 - Rear Light (LED BOX LAMP Tail Light):Diagram1
 L9 - Rear Lights Stop - Dual Assembly:Diagram1



Mates LT-LS_TAIL_ASSY-1002-02-01A

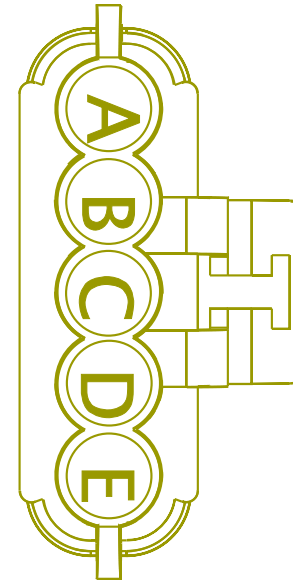
Name	Terminal Part Number	V-Min	Name	Wire Part Number	Wire CSA	Wire Spec	Wire Material description	Wire Color Description	Wire Length	End2 Terminal Part Number	End2 Pin Name	End2 Connector
A	-	-	71A	2643690 R1	1.91	14.0	Std. Wall XLPE Primary Cable	ORANGE	550.0	-	X	-
B	-	-	56	2643690 R1	1.91	14.0	Std. Wall XLPE Primary Cable	ORANGE	740.0	-	B	71
D	-	-	68A	2643688 R1	1.91	14.0	Std. Wall XLPE Primary Cable	BROWN	550.0	-	X	-
E	-	-	10-GA	2643689 R1	1.91	14.0	Std. Wall XLPE Primary Cable	WHITE	550.0	-	X	-

Connector Name P80_71
Part Number 1661375C2
Instances B6.7 - Backup Light (Dual Daisy Reverse LT) Allison/ZF Trans
1K/2K:Diagram1-Combination1
B6.7 - Backup Light (Dual Daisy Reverse LT) Allison/ZF Trans
1K/2K:Diagram1-Combination2
B6.7 - Backup Light (Dual Daisy Reverse LT) Allison/ZF Trans
3K/4K:Diagram1-Combination1
B6.7 - Backup Light (Dual Daisy Reverse LT) Allison/ZF Trans
3K/4K:Diagram1-Combination2
B6.7 - Backup Lights (Dual Daisy Reverse) Eaton/Manual
Trans:Diagram1
B6.7 - Backup Lights (Reverse Lights) - Procision Daisy
Chain:Diagram1
B6.7 - Directional Signal (Turn) W/ DAISY CHAIN BOX
LAMPS:Diagram1
B6.7 - Directional Signal (Turn) W/ Daisy Chain Box Lamps W/
Plow Lights:Diagram1
B6.7 - Rear Light (Tail Light) W Daisy Chain pair of Box
Lamps:Diagram1
B6.7 - Rear Lights Stop (Daisy Chain):Diagram1
L9 - Backup Light (Dual Daisy Reverse) Allison/ZF Trans
3K/4K:Diagram1-Combination1
L9 - Backup Light (Dual Daisy Reverse) Allison/ZF Trans
3K/4K:Diagram1-Combination2
L9 - Backup Lights (Dual Daisy Reverse) Eaton/Manual
Trans:Diagram1-Combination1
L9 - Backup Lights (Dual Daisy Reverse) Eaton/Manual
Trans:Diagram1-Combination2
L9 - Directional Signal (Turn) W/ DAISY CHAIN BOX
LAMPS:Diagram1
L9 - Directional Signal (Turn) W/ Daisy Chain Box Lamps W/
Plow Lights:Diagram1
L9 - License Plate Light (LED BOX LAMP Daisy Chain Tail
Light):Diagram1
L9 - Rear Light (Tail Light) W/Daisy Chain pair of Box
Lamps:Diagram1
L9 - Rear Lights Stop (Daisy Chain):Diagram1
Mates LT-LS_DAISY_10PIN_TAIL_ASS Y-1002-02-02A




Name	Terminal Part Number	V-Min	Name	Wire Part Number	Wire CSA	Wire Spec	Wire Material description	Wire Color Description	Wire Length	End2 Terminal Part Number	End2 Pin Name	End2 Connect or
A	-	-	S71C	2643694 R1	1.91	14.0	Std. Wall XLPE Primary Cable	LIGHT BLUE	1385.0	-	A	P80_72
B	-	-	S68C	2643688 R1	1.91	14.0	Std. Wall XLPE Primary Cable	BROWN	1385.0	-	B	P80_72
C	-	-	S57B	2643687 R1	1.91	14.0	Std. Wall XLPE Primary Cable	LIGHT GREEN	1385.0	-	C	P80_72
E	-	-	S10-GC	2643689 R1	1.91	14.0	Std. Wall XLPE Primary Cable	WHITE	1385.0	-	E	P80_72

Connector Name P80_72
Part Number 1661375C2
Instances B6.7 - Backup Light (Dual Daisy Reverse LT) Allison/ZF Trans
1K/2K:Diagram1-Combination1
B6.7 - Backup Light (Dual Daisy Reverse LT) Allison/ZF Trans
1K/2K:Diagram1-Combination2
B6.7 - Backup Light (Dual Daisy Reverse LT) Allison/ZF Trans
3K/4K:Diagram1-Combination1
B6.7 - Backup Light (Dual Daisy Reverse LT) Allison/ZF Trans
3K/4K:Diagram1-Combination2
B6.7 - Backup Lights (Dual Daisy Reverse) Eaton/Manual
Trans:Diagram1
B6.7 - Backup Lights (Reverse Lights) - Procision Daisy
Chain:Diagram1
B6.7 - Directional Signal (Turn) W/ DAISY CHAIN BOX
LAMPS:Diagram1
B6.7 - Directional Signal (Turn) W/ Daisy Chain Box Lamps W/
Plow Lights:Diagram1
B6.7 - Rear Light (Tail Light) W Daisy Chain pair of Box
Lamps:Diagram1
B6.7 - Rear Lights Stop (Daisy Chain):Diagram1
L9 - Backup Light (Dual Daisy Reverse) Allison/ZF Trans
3K/4K:Diagram1-Combination1
L9 - Backup Light (Dual Daisy Reverse) Allison/ZF Trans
3K/4K:Diagram1-Combination2
L9 - Backup Lights (Dual Daisy Reverse) Eaton/Manual
Trans:Diagram1-Combination1
L9 - Backup Lights (Dual Daisy Reverse) Eaton/Manual
Trans:Diagram1-Combination2
L9 - Directional Signal (Turn) W/ DAISY CHAIN BOX
LAMPS:Diagram1
L9 - Directional Signal (Turn) W/ Daisy Chain Box Lamps W/
Plow Lights:Diagram1
L9 - License Plate Light (LED BOX LAMP Daisy Chain Tail
Light):Diagram1
L9 - Rear Light (Tail Light) W/Daisy Chain pair of Box
Lamps:Diagram1
L9 - Rear Lights Stop (Daisy Chain):Diagram1
Mates LT-RS_DAISSY_5PIN_TAIL_ASSY -1002-02-02A



Name	Terminal Part Number	V-Min	Name	Wire Part Number	Wire CSA	Wire Spec	Wire Material description	Wire Color Description	Wire Length	End2 Terminal Part Number	End2 Pin Name	End2 Connect or
A	-	-	S71C	2643694 R1	1.91	14.0	Std. Wall XLPE Primary Cable	LIGHT BLUE	1385.0	-	A	P80_71
B	-	-	S68C	2643688 R1	1.91	14.0	Std. Wall XLPE Primary Cable	BROWN	1385.0	-	B	P80_71
C	-	-	S57B	2643687 R1	1.91	14.0	Std. Wall XLPE Primary Cable	LIGHT GREEN	1385.0	-	C	P80_71
E	-	-	S10-GC	2643689 R1	1.91	14.0	Std. Wall XLPE Primary Cable	WHITE	1385.0	-	E	P80_71


Connector Name P9Y_8000F:1
 Part Number 3612305C1
 Instances B6.7/L9 - Directional Signals (Turn) (HALOGEN) W/ Plow Lights W/O Fender Lights:Diagram1
 B6.7/L9 - Directional Signals (Turn) (HALOGEN) W/O Plow Lights W/O Fender Lights:Diagram1
 B6.7/L9 - Headlights (Halogen) W/O Plow Lights:Diagram1-LCM-0009-W/LOAD SHED
 B6.7/L9 - Headlights (Halogen) W/O Plow Lights:Diagram2-LCM-0009B-N/LOAD SHED
 B6.7/L9 - Marker Lighting (Halogen Headlights) N/Plowlight N/Fender N/Guide Posts:Diagram1
 B6.7/L9 - Marker Lighting (Halogen Headlights) N/Plowlights N/Fender W/Guide Posts:Diagram1
 B6.7/L9 - Marker Lighting (Halogen Headlights) W/Plowlight N/Fender N/Guide Posts:Diagram1



Mates M07_8000

Name	Terminal Part Number	V-Min	Name	Wire Part Number	Wire CSA	Wire Spec	Wire Material description	Wire Color Description	Wire Length	End2 Terminal Part Number	End2 Pin Name	End2 Connector
1	-	-	U52A	-	0.0	14.0	-	YELLOW 2	0.0	-	1	P9Y_8000F
2	-	-	U11-GA	-	0.0	14.0	-	WHITE	0.0	-	-	-
3	-	-	U53A	-	0.0	14.0	-	YELLOW 2	0.0	-	A	P10D_8006L
4	-	-	U56	-	0.0	16.0	-	ORANGE	0.0	-	-	-
4	-	-	U56	-	0.0	16.0	-	ORANGE	0.0	-	4	P9Y_8000F
5	-	-	U58A	-	0.0	16.0	-	BROWN	0.0	-	-	-


Connector Name P9Y_800F:2
 Part Number 3612305C1
 Instances B6.7/L9 - Directional Signals (Turn) (HALOGEN) W/ Plow Lights W/O Fender Lights:Diagram2-20" Frame
 B6.7/L9 - Directional Signals (Turn) (HALOGEN) W/O Plow Lights W/O Fender Lights:Diagram2- 20" Frame
 B6.7/L9 - Headlights (Halogen) W/O Plow Lights:Diagram3-20" FRAME-LCM-0009-W/LOAD SHED
 B6.7/L9 - Headlights (Halogen) W/O Plow Lights:Diagram4-20" FRAME-LCM-0009B-N/LOAD SHED
 B6.7/L9 - Marker Lighting (Halogen Headlights) N/Plowlight N/ Fender N/Guide Posts:Diagram2- 20" Frame
 B6.7/L9 - Marker Lighting (Halogen Headlights) N/Plowlights N/ Fender W/Guide Posts:Diagram2-20" Frame
 B6.7/L9 - Marker Lighting (Halogen Headlights) W/Plowlight N/ Fender N/Guide Posts:Diagram2-20" Frame



Mates M07_8001A

Name	Terminal Part Number	V-Min	Name	Wire Part Number	Wire CSA	Wire Spec	Wire Material description	Wire Color Description	Wire Length	End2 Terminal Part Number	End2 Pin Name	End2 Connector
1	-	-	U52A	-	0.0	14.0	-	YELLOW 2	0.0	-	-	-
2	-	-	U11-GA	-	0.0	14.0	-	WHITE	0.0	-	-	-
2	-	-	U11-GA	-	0.0	14.0	-	WHITE	0.0	-	2	P9Y_8000F:1
3	-	-	U53A	-	0.0	14.0	-	YELLOW 2	0.0	-	-	-
4	-	-	U56	-	0.0	16.0	-	ORANGE	0.0	-	-	-
5	-	-	U58A	-	0.0	16.0	-	BROWN	0.0	-	5	P9Y_8000F:1
5	-	-	U58A	-	0.0	16.0	-	BROWN	0.0	-	X	-

Connector Name P9Y_8000F
 Part Number 3612305C1
 Instances B6.7/L9 - Directional Signals (Turn) (HALOGEN) W/ Plow Lights W/O Fender Lights:Diagram1
 B6.7/L9 - Directional Signals (Turn) (HALOGEN) W/O Plow Lights W/O Fender Lights:Diagram1
 B6.7/L9 - Headlights (Halogen) W/ Plow Lights:Diagram1-LCM-0009-W/LOAD SHED
 B6.7/L9 - Headlights (Halogen) W/ Plow Lights:Diagram2-LCM-0009B-N/LOAD SHED
 B6.7/L9 - Headlights (Halogen) W/O Plow Lights:Diagram1-LCM-0009-W/LOAD SHED
 B6.7/L9 - Headlights (Halogen) W/O Plow Lights:Diagram2-LCM-0009B-N/LOAD SHED
 B6.7/L9 - Marker Lighting (Halogen Headlights) N/Plowlight N/Fender N/Guide Posts:Diagram1
 B6.7/L9 - Marker Lighting (Halogen Headlights) N/Plowlights N/Fender W/Guide Posts:Diagram1
 B6.7/L9 - Marker Lighting (Halogen Headlights) W/Plowlight N/Fender N/Guide Posts:Diagram1




Mates M07_8001

Name	Terminal Part Number	V-Min	Name	Wire Part Number	Wire CSA	Wire Spec	Wire Material description	Wire Color Description	Wire Length	End2 Terminal Part Number	End2 Pin Name	End2 Connector
1	-	-	U52A	-	0.0	14.0	-	YELLOW 2	0.0	-	1	P9Y_8000F:1
1	-	-	U52A	-	0.0	14.0	-	YELLOW 2	0.0	-	A	P9Y_8006H
2	-	-	U11-GA	-	0.0	14.0	-	WHITE	0.0	-	X	-
2	-	-	U11-GA	-	0.0	14.0	-	WHITE	0.0	-	1	-
2	-	-	U11-GA	-	0.0	14.0	-	WHITE	0.0	-	-	-
3	-	-	U53A	-	0.0	14.0	-	YELLOW 2	0.0	-	-	-
3	-	-	U53A	-	0.0	14.0	-	YELLOW 2	0.0	-	A	P9Y_8006L
4	-	-	U56	-	0.0	16.0	-	ORANGE	0.0	-	3	P9Y_8166

Name	Terminal Part Number	V-Min	Name	Wire Part Number	Wire CSA	Wire Spec	Wire Material description	Wire Color Description	Wire Length	End2 Terminal Part Number	End2 Pin Name	End2 Connector
4	-	-	U56	-	0.0	16.0	-	ORANGE	0.0	-	4	P9Y_8000F:1
5	-	-	U58A	-	0.0	16.0	-	BROWN	0.0	-	-	-

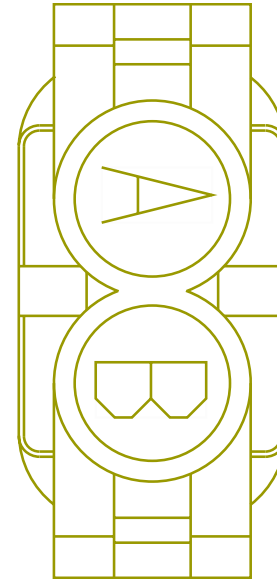
Connector Name P9Y_8000F:1
 Part Number 3612305C1
 Instances B6.7/L9 - Directional Signals (Turn) (HALOGEN) W/ Plow Lights W/O Fender Lights:Diagram2-20" Frame
 B6.7/L9 - Directional Signals (Turn) (HALOGEN) W/O Plow Lights W/O Fender Lights:Diagram2- 20" Frame
 B6.7/L9 - Headlights (Halogen) W/O Plow Lights:Diagram3-20" FRAME-LCM-0009-W/LOAD SHED
 B6.7/L9 - Headlights (Halogen) W/O Plow Lights:Diagram4-20" FRAME-LCM-0009B-N/LOAD SHED
 B6.7/L9 - Marker Lighting (Halogen Headlights) N/Plowlight N/ Fender N/Guide Posts:Diagram2- 20" Frame
 B6.7/L9 - Marker Lighting (Halogen Headlights) N/Plowlights N/ Fender W/Guide Posts:Diagram2-20" Frame
 B6.7/L9 - Marker Lighting (Halogen Headlights) W/Plowlight N/ Fender N/Guide Posts:Diagram2-20" Frame



Mates M07_8000A

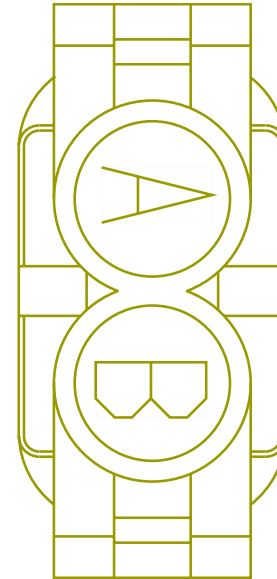
Name	Terminal Part Number	V-Min	Name	Wire Part Number	Wire CSA	Wire Spec	Wire Material description	Wire Color Description	Wire Length	End2 Terminal Part Number	End2 Pin Name	End2 Connector
1	-	-	U52A	-	0.0	14.0	-	YELLOW 2	0.0	-	-	-
2	-	-	U11-GA	-	0.0	14.0	-	WHITE	0.0	-	-	-
2	-	-	U11-GA	-	0.0	14.0	-	WHITE	0.0	-	2	P9Y_8000F:2
2	-	-	U11-GA	-	0.0	14.0	-	WHITE	0.0	-	X	-
3	-	-	U53A	-	0.0	14.0	-	YELLOW 2	0.0	-	-	-
4	-	-	U56	-	0.0	16.0	-	ORANGE	0.0	-	-	-
5	-	-	U58A	-	0.0	16.0	-	BROWN	0.0	-	5	P9Y_8000F:2
5	-	-	U58A	-	0.0	16.0	-	BROWN	0.0	-	-	-

Connector Name P9Y_8006H
 Part Number 3668886C1
 Instances B6.7/L9 - Headlights (Halogen) W/ Plow Lights:Diagram1-
 LCM-0009-W/LOAD SHED
 B6.7/L9 - Headlights (Halogen) W/ Plow Lights:Diagram2-
 LCM-0009B-N/LOAD SHED
 Mates DEV-RH_HEADLIGHT_HAL-02



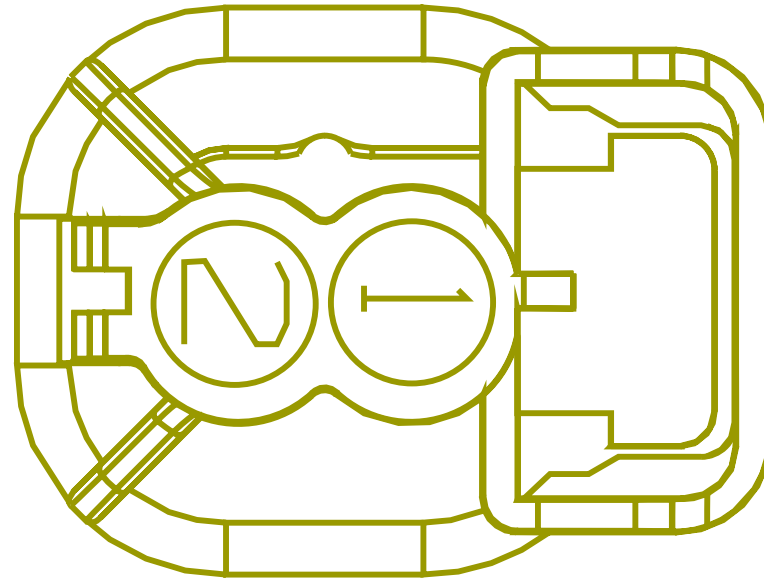
Name	Terminal Part Number	V-Min	Name	Wire Part Number	Wire CSA	Wire Spec	Wire Material description	Wire Color Description	Wire Length	End2 Terminal Part Number	End2 Pin Name	End2 Connector
A	-	-	U52A	-	0.0	14.0	-	YELLOW 2	0.0	-	1	P9Y_8000F
B	-	-	U11-GAB	-	0.0	14.0	-	WHITE	0.0	-	-	-
B	-	-	U11-GAA	-	0.0	14.0	-	WHITE	0.0	-	1	-

Connector Name P9Y_8006L
 Part Number 3668886C1
 Instances B6.7/L9 - Headlights (Halogen) W/ Plow Lights:Diagram1-
 LCM-0009-W/LOAD SHED
 B6.7/L9 - Headlights (Halogen) W/ Plow Lights:Diagram2-
 LCM-0009B-N/LOAD SHED
 Mates DEV-RH_HEADLIGHT_HAL-02



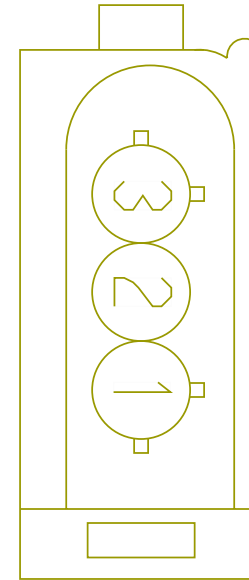
Name	Terminal Part Number	V-Min	Name	Wire Part Number	Wire CSA	Wire Spec	Wire Material description	Wire Color Description	Wire Length	End2 Terminal Part Number	End2 Pin Name	End2 Connector
A	-	-	U53A	-	0.0	14.0	-	YELLOW 2	0.0	-	3	P9Y_8000F
B	-	-	U11-GAB	-	0.0	14.0	-	WHITE	0.0	-	1	-
B	-	-	U11-GAA	-	0.0	14.0	-	WHITE	0.0	-	-	-

Connector Name P9Y_8165
 Part Number 4078415C1
 Instances B6.7/L9 - Marker Lighting (Halogen Headlights) N/Plowlight N/
 Fender N/Guide Posts:Diagram1
 B6.7/L9 - Marker Lighting (Halogen Headlights) N/Plowlight N/
 Fender N/Guide Posts:Diagram2- 20" Frame
 B6.7/L9 - Marker Lighting (Halogen Headlights) N/Plowlights N/
 Fender W/Guide Posts:Diagram1
 B6.7/L9 - Marker Lighting (Halogen Headlights) N/Plowlights N/
 Fender W/Guide Posts:Diagram2-20" Frame
 B6.7/L9 - Marker Lighting (Halogen Headlights) W/Plowlight N/
 Fender N/Guide Posts:Diagram1
 B6.7/L9 - Marker Lighting (Halogen Headlights) W/Plowlight N/
 Fender N/Guide Posts:Diagram2-20" Frame
 Mates DEV-RH_HEADLIGHT_HAL-02



Name	Terminal Part Number	V-Min	Name	Wire Part Number	Wire CSA	Wire Spec	Wire Material description	Wire Color Description	Wire Length	End2 Terminal Part Number	End2 Pin Name	End2 Connector
1	-	-	U58AA	-	0.0	18.0	-	BROWN	0.0	-	X	-
2	-	-	U11-GAD	-	0.0	18.0	-	WHITE	0.0	-	X	-


Connector Name P9Y_8166
 Part Number 3625557C1
 Instances B6.7/L9 - Directional Signals (Turn) (HALOGEN) W/ Plow Lights W/O Fender Lights:Diagram1
 B6.7/L9 - Directional Signals (Turn) (HALOGEN) W/ Plow Lights W/O Fender Lights:Diagram2-20" Frame
 B6.7/L9 - Directional Signals (Turn) (HALOGEN) W/O Plow Lights W/O Fender Lights:Diagram1
 B6.7/L9 - Directional Signals (Turn) (HALOGEN) W/O Plow Lights W/O Fender Lights:Diagram2- 20" Frame
 B6.7/L9 - Marker Lighting (Halogen Headlights) N/Plowlight N/ Fender N/Guide Posts:Diagram1
 B6.7/L9 - Marker Lighting (Halogen Headlights) N/Plowlight N/ Fender N/Guide Posts:Diagram2- 20" Frame
 B6.7/L9 - Marker Lighting (Halogen Headlights) N/Plowlights N/ Fender W/Guide Posts:Diagram1
 B6.7/L9 - Marker Lighting (Halogen Headlights) N/Plowlights N/ Fender W/Guide Posts:Diagram2-20" Frame
 B6.7/L9 - Marker Lighting (Halogen Headlights) W/Plowlight N/ Fender N/Guide Posts:Diagram1
 B6.7/L9 - Marker Lighting (Halogen Headlights) W/Plowlight N/ Fender N/Guide Posts:Diagram2-20" Frame



Mates DEV-LH_HEADLIGHT_HAL-02


Name	Terminal Part Number	V-Min	Name	Wire Part Number	Wire CSA	Wire Spec	Wire Material description	Wire Color Description	Wire Length	End2 Terminal Part Number	End2 Pin Name	End2 Connector
1	-	-	U11-GAC	-	0.0	16.0	-	WHITE	0.0	-	X	-
2	-	-	U58AB	-	0.0	16.0	-	BROWN	0.0	-	X	-
3	-	-	U56	-	0.0	16.0	-	ORANGE	0.0	-	4	P9Y_800 OF
3	-	-	U56	-	0.0	16.0	-	ORANGE	0.0	-	-	-

Connector Name P9Z_8000F
 Part Number 3612305C1
 Instances B6.7/L9 - Directional Signals (Turn) (LED CAN) W/O Plow Lights
 W/O Fender Lights:Diagram1
 B6.7/L9 - Headlights (Halogen) W/ Plow Lights:Diagram1-
 LCM-0009-W/LOAD SHED
 B6.7/L9 - Headlights (Halogen) W/ Plow Lights:Diagram2-
 LCM-0009B-N/LOAD SHED
 B6.7/L9 - Headlights (LED CAN) W/ Plow Lights:Diagram2-
 LCM-0009B-N/LOAD SHED
 B6.7/L9 - Marker Lighting (LED CAN Headlamp) N/Plow Lts N/
 Fender Lts W/Guide Posts:Diagram1
 B6.7/L9 - Marker Lighting (LED CAN Headlamp) W/Plow Lts N/
 Fender Lts N/Guide Posts:Diagram1
 Mates M07_8000




Name	Terminal Part Number	V-Min	Name	Wire Part Number	Wire CSA	Wire Spec	Wire Material description	Wire Color Description	Wire Length	End2 Terminal Part Number	End2 Pin Name	End2 Connector
1	-	-	U14	-	0.0	16.0	-	RED	0.0	-	1	P9Z_8000
1	-	-	U14	-	0.0	16.0	-	RED	0.0	-	-	-
1	-	-	U52A	-	0.0	14.0	-	YELLOW 2	0.0	-	-	-
2	-	-	U11-G	-	0.0	16.0	-	WHITE	0.0	-	2	P9Z_8000
2	-	-	U11-G	-	0.0	16.0	-	WHITE	0.0	-	-	-
2	-	-	U11-GA	-	0.0	14.0	-	WHITE	0.0	-	-	-
3	-	-	U13	-	0.0	16.0	-	PINK	0.0	-	3	P9Z_8000
3	-	-	U53A	-	0.0	14.0	-	YELLOW 2	0.0	-	-	-
3	-	-	U13	-	0.0	16.0	-	PINK	0.0	-	-	-

Connector Name P9Z_8000F
 Part Number 3612305C1
 Instances B6.7/L9 - Directional Signals (Turn) (LED CAN) W/O Plow Lights
 W/O Fender Lights:Diagram1
 B6.7/L9 - Headlights (LED CAN) W/ Plow Lights:Diagram1-
 LCM-0009-W/LOAD SHED
 B6.7/L9 - Marker Lighting (LED CAN Headlamp) N/Plow Lts N/
 Fender Lts N/Guide Posts:Diagram1
 Mates M07_8001



Name	Terminal Part Number	V-Min	Name	Wire Part Number	Wire CSA	Wire Spec	Wire Material description	Wire Color Description	Wire Length	End2 Terminal Part Number	End2 Pin Name	End2 Connector
1	-	-	U14	-	0.0	16.0	-	RED	0.0	-	1	P9Z_8000
1	-	-	U14	-	0.0	16.0	-	RED	0.0	-	-	-
2	-	-	U11-G	-	0.0	16.0	-	WHITE	0.0	-	2	P9Z_8000
2	-	-	U11-G	-	0.0	16.0	-	WHITE	0.0	-	-	-
3	-	-	U13	-	0.0	16.0	-	PINK	0.0	-	-	-


Connector Name P9Z_8000F
 Part Number 3612305C1
 Instances
 B6.7/L9 - Directional Signals (Turn) (LED CAN) W/ Plow Lights
 W/O Fender Lights:Diagram2- 20" Frame
 B6.7/L9 - Directional Signals (Turn) (LED CAN) W/O Plow Lights
 W/O Fender Lights:Diagram2- 20" Frame
 B6.7/L9 - Headlights (LED CAN) W/ Plow Lights:Diagram3-20"
 FRAME-LCM-0009-W/LOAD SHED
 B6.7/L9 - Headlights (LED CAN) W/ Plow Lights:Diagram4-20"
 FRAME-LCM-0009B-N/LOAD SHED
 B6.7/L9 - Marker Lighting (LED CAN Headlamp) N/Plow Lts N/
 Fender Lts N/Guide Posts:Diagram2-20" Frame
 B6.7/L9 - Marker Lighting (LED CAN Headlamp) N/Plow Lts N/
 Fender Lts W/Guide Posts:Diagram2-20" Frame
 B6.7/L9 - Marker Lighting (LED CAN Headlamp) W/Plow Lts N/
 Fender Lts N/Guide Posts:Diagram2-20" Frame



Mates M07_8000A

Name	Terminal Part Number	V-Min	Name	Wire Part Number	Wire CSA	Wire Spec	Wire Material description	Wire Color Description	Wire Length	End2 Terminal Part Number	End2 Pin Name	End2 Connector
1	-	-	U14	-	0.0	16.0	-	RED	0.0	-	-	-
2	-	-	U11-G	-	0.0	16.0	-	WHITE	0.0	-	-	-
2	-	-	U11-G	-	0.0	16.0	-	WHITE	0.0	-	2	P9Z_8000F
3	-	-	U13	-	0.0	16.0	-	PINK	0.0	-	-	-
3	-	-	U13	-	0.0	16.0	-	PINK	0.0	-	3	P9Z_8000F
3	-	-	U13	-	0.0	16.0	-	PINK	0.0	-	3	P9Z_8000


Connector Name P9Z_8000F
 Part Number 3612305C1
 Instances B6.7/L9 - Directional Signals (Turn) (LED CAN) W/ Plow Lights
 W/O Fender Lights:Diagram2- 20" Frame
 B6.7/L9 - Directional Signals (Turn) (LED CAN) W/O Plow Lights
 W/O Fender Lights:Diagram2- 20" Frame
 B6.7/L9 - Headlights (LED CAN) W/ Plow Lights:Diagram3-20"
 FRAME-LCM-0009-W/LOAD SHED
 B6.7/L9 - Headlights (LED CAN) W/ Plow Lights:Diagram4-20"
 FRAME-LCM-0009B-N/LOAD SHED
 B6.7/L9 - Marker Lighting (LED CAN Headlamp) N/Plow Lts N/
 Fender Lts N/Guide Posts:Diagram2-20" Frame
 B6.7/L9 - Marker Lighting (LED CAN Headlamp) N/Plow Lts N/
 Fender Lts W/Guide Posts:Diagram2-20" Frame
 B6.7/L9 - Marker Lighting (LED CAN Headlamp) W/Plow Lts N/
 Fender Lts N/Guide Posts:Diagram2-20" Frame



Mates M07_8001A


Name	Terminal Part Number	V-Min	Name	Wire Part Number	Wire CSA	Wire Spec	Wire Material description	Wire Color Description	Wire Length	End2 Terminal Part Number	End2 Pin Name	End2 Connector
1	-	-	U14	-	0.0	16.0	-	RED	0.0	-	-	-
2	-	-	U11-G	-	0.0	16.0	-	WHITE	0.0	-	-	-
2	-	-	U11-G	-	0.0	16.0	-	WHITE	0.0	-	2	P9Z_8000F
2	-	-	U11-G	-	0.0	16.0	-	WHITE	0.0	-	2	P9Z_8000
3	-	-	U13	-	0.0	16.0	-	PINK	0.0	-	-	-
3	-	-	U13	-	0.0	16.0	-	PINK	0.0	-	3	P9Z_8000F

Connector Name P9Z_8000F
 Part Number 3612305C1
 Instances B6.7/L9 - Directional Signals (Turn) (LED CAN) W/ Plow Lights
 W/O Fender Lights:Diagram1
 B6.7/L9 - Headlights (LED CAN) W/ Plow Lights:Diagram1-
 LCM-0009-W/LOAD SHED
 B6.7/L9 - Marker Lighting (LED CAN Headlamp) N/Plow Lts N/
 Fender Lts N/Guide Posts:Diagram1
 Mates M07_8000



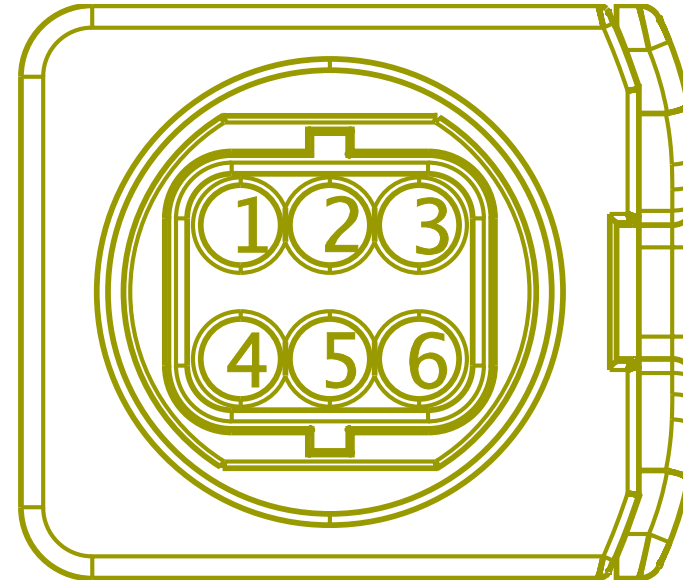
Name	Terminal Part Number	V-Min	Name	Wire Part Number	Wire CSA	Wire Spec	Wire Material description	Wire Color Description	Wire Length	End2 Terminal Part Number	End2 Pin Name	End2 Connector
1	-	-	U14	-	0.0	16.0	-	RED	0.0	-	1	P9Z_8000
1	-	-	U14	-	0.0	16.0	-	RED	0.0	-	-	-
2	-	-	U11-G	-	0.0	16.0	-	WHITE	0.0	-	-	-
2	-	-	U11-G	-	0.0	16.0	-	WHITE	0.0	-	2	P9Z_8000
3	-	-	U13	-	0.0	16.0	-	PINK	0.0	-	-	-
3	-	-	U13	-	0.0	16.0	-	PINK	0.0	-	3	P9Z_8000

Connector Name P9Z_8000F
 Part Number 3612305C1
 Instances B6.7/L9 - Directional Signals (Turn) (LED CAN) W/ Plow Lights W/O Fender Lights:Diagram1
 B6.7/L9 - Headlights (LED CAN) W/ Plow Lights:Diagram2-LCM-0009B-N/LOAD SHED
 B6.7/L9 - Marker Lighting (LED CAN Headlamp) N/Plow Lts N/ Fender Lts W/Guide Posts:Diagram1
 B6.7/L9 - Marker Lighting (LED CAN Headlamp) W/Plow Lts N/ Fender Lts N/Guide Posts:Diagram1
 Mates M07_8001



Name	Terminal Part Number	V-Min	Name	Wire Part Number	Wire CSA	Wire Spec	Wire Material description	Wire Color Description	Wire Length	End2 Terminal Part Number	End2 Pin Name	End2 Connector
1	-	-	U14	-	0.0	16.0	-	RED	0.0	-	-	-
1	-	-	U14	-	0.0	16.0	-	RED	0.0	-	1	P9Z_8000
2	-	-	U11-G	-	0.0	16.0	-	WHITE	0.0	-	-	-
2	-	-	U11-G	-	0.0	16.0	-	WHITE	0.0	-	2	P9Z_8000
3	-	-	U13	-	0.0	16.0	-	PINK	0.0	-	-	-

Connector Name P9Z_8000
 Part Number 4140239C1
 Instances B6.7/L9 - Directional Signals (Turn) (LED CAN) W/ Plow Lights W/O Fender Lights:Diagram1
 B6.7/L9 - Directional Signals (Turn) (LED CAN) W/ Plow Lights W/O Fender Lights:Diagram2- 20" Frame
 B6.7/L9 - Directional Signals (Turn) (LED CAN) W/O Plow Lights W/O Fender Lights:Diagram1
 B6.7/L9 - Directional Signals (Turn) (LED CAN) W/O Plow Lights W/O Fender Lights:Diagram2- 20" Frame
 B6.7/L9 - Headlights (LED CAN) W/ Plow Lights:Diagram1-LCM-0009-W/LOAD SHED
 B6.7/L9 - Headlights (LED CAN) W/ Plow Lights:Diagram2-LCM-0009B-N/LOAD SHED
 B6.7/L9 - Headlights (LED CAN) W/ Plow Lights:Diagram3-20" FRAME-LCM-0009-W/LOAD SHED
 B6.7/L9 - Headlights (LED CAN) W/ Plow Lights:Diagram4-20" FRAME-LCM-0009B-N/LOAD SHED
 B6.7/L9 - Marker Lighting (LED CAN Headlamp) N/Plow Lts N/ Fender Lts N/Guide Posts:Diagram1
 B6.7/L9 - Marker Lighting (LED CAN Headlamp) N/Plow Lts N/ Fender Lts N/Guide Posts:Diagram2-20" Frame
 B6.7/L9 - Marker Lighting (LED CAN Headlamp) N/Plow Lts N/ Fender Lts W/Guide Posts:Diagram1
 B6.7/L9 - Marker Lighting (LED CAN Headlamp) N/Plow Lts N/ Fender Lts W/Guide Posts:Diagram2-20" Frame
 B6.7/L9 - Marker Lighting (LED CAN Headlamp) W/Plow Lts N/ Fender Lts N/Guide Posts:Diagram1
 B6.7/L9 - Marker Lighting (LED CAN Headlamp) W/Plow Lts N/ Fender Lts N/Guide Posts:Diagram2-20" Frame

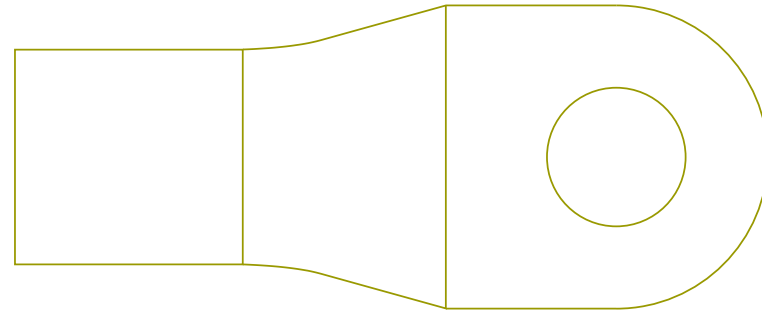


Mates DEV-LH_HEADLIGHT_LEDCAN-01

Name	Terminal Part Number	V-Min	Name	Wire Part Number	Wire CSA	Wire Spec	Wire Material description	Wire Color Description	Wire Length	End2 Terminal Part Number	End2 Pin Name	End2 Connector
1	-	-	U14	-	0.0	16.0	-	RED	0.0	-	1	P9Z_8000F
2	-	-	U11-G	-	0.0	16.0	-	WHITE	0.0	-	2	P9Z_8000F
2	-	-	U11-G	-	0.0	16.0	-	WHITE	0.0	-	-	-

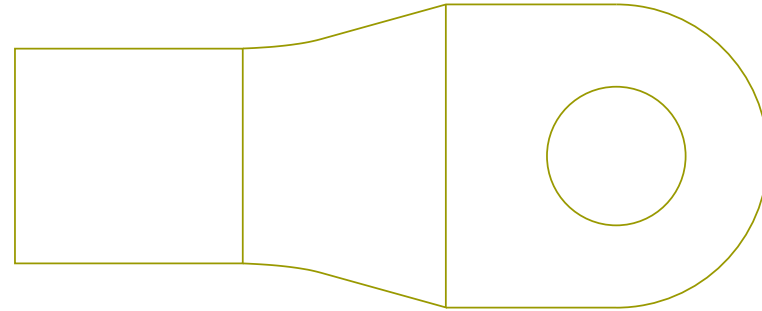
Name	Terminal Part Number	V-Min	Name	Wire Part Number	Wire CSA	Wire Spec	Wire Material description	Wire Color Description	Wire Length	End2 Terminal Part Number	End2 Pin Name	End2 Connector
3	-	-	U13	-	0.0	16.0	-	PINK	0.0	-	3	P9Z_8000F
3	-	-	U13	-	0.0	16.0	-	PINK	0.0	-	-	-
4	-	-	-	-	-	-	-	-	-	-	-	-
5	-	-	-	-	-	-	-	-	-	-	-	-

Connector Name P97-20A
 Part Number 2241353C1
 Instances B6.7 - Starting Aid (Grid Heater):Diagram1
 L9 - Starting Aid (Grid Heater):Diagram1
 Mates DEV-ISB_ENG-01



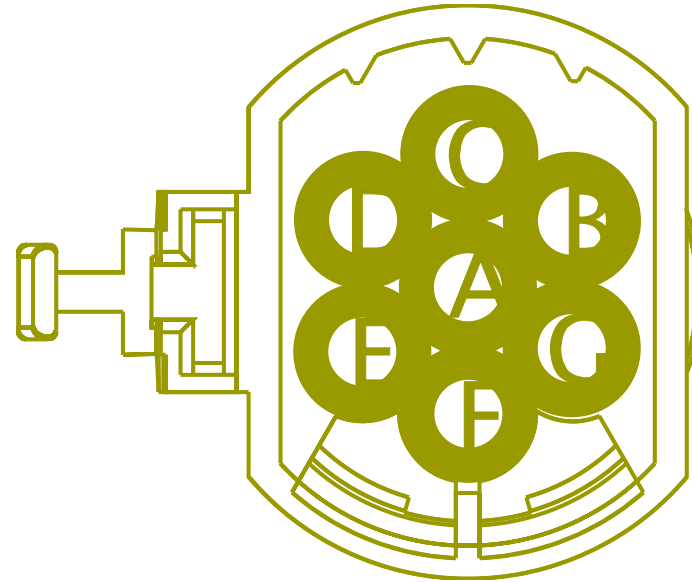
Name	Terminal Part Number	V-Min	Name	Wire Part Number	Wire CSA	Wire Spec	Wire Material description	Wire Color Description	Wire Length	End2 Terminal Part Number	End2 Pin Name	End2 Connector
A	-	-	37A	2645955 R1	32.19	2.0	Std. Wall 125C Battery Cable	RED	940.0	-	-	-
A	-	-	37A	2645955 R1	32.19	2.0	Std. Wall 125C Battery Cable	RED	940.0	-	A	P97-20

Connector Name P97-20
 Part Number 2241353C1
 Instances B6.7 - Starting Aid (Grid Heater):Diagram1
 L9 - Starting Aid (Grid Heater):Diagram1
 Mates DEV-HEAT_GRID_SOL-01




Name	Terminal Part Number	V-Min	Name	Wire Part Number	Wire CSA	Wire Spec	Wire Material description	Wire Color Description	Wire Length	End2 Terminal Part Number	End2 Pin Name	End2 Connector
A	-	-	37A	2645955 R1	32.19	2.0	Std. Wall 125C Battery Cable	RED	940.0	-	A	L67-19
A	-	-	37A	2645955 R1	32.19	2.0	Std. Wall 125C Battery Cable	RED	940.0	-	A	P97-20A

Connector Name R01-4460BM
 Part Number 2039311C91
 Instances B6.7/L9 - Body Builder Aux Power (In Cab, BOC, or EOF):Diagram1-Option 3 (End-of-Frame, W/08HAE)
 Mates CONN-BODY_BUILDER-1036-01- 02A




Name	Terminal Part Number	V-Min	Name	Wire Part Number	Wire CSA	Wire Spec	Wire Material description	Wire Color Description	Wire Length	End2 Terminal Part Number	End2 Pin Name	End2 Connector
F	-	-	RX12BB	2643694 R1	1.91	14.0	Std. Wall XLPE Primary Cable	LIGHT BLUE	2652.0	-	F	4450BF
G	-	-	RX11-GBB	2643787 R1	3.01	12.0	Std. Wall XLPE Primary Cable	WHITE	2625.0	-	G	4450BF

Connector Name R01_3000
 Part Number 3626438C1
 Instances B6.7/L9 - Tire Pressure (TPMS) (LDL 2.0 - 1 Repeater):Diagram3 - 6x4, 6x6 w/ High Visibility Hood
 B6.7/L9 - Tire Pressure (TPMS) (LDL 2.0 - 1 Repeater):Diagram4 - 6x4, 6x6 w/ STD Hood
 Mates N01_2200_



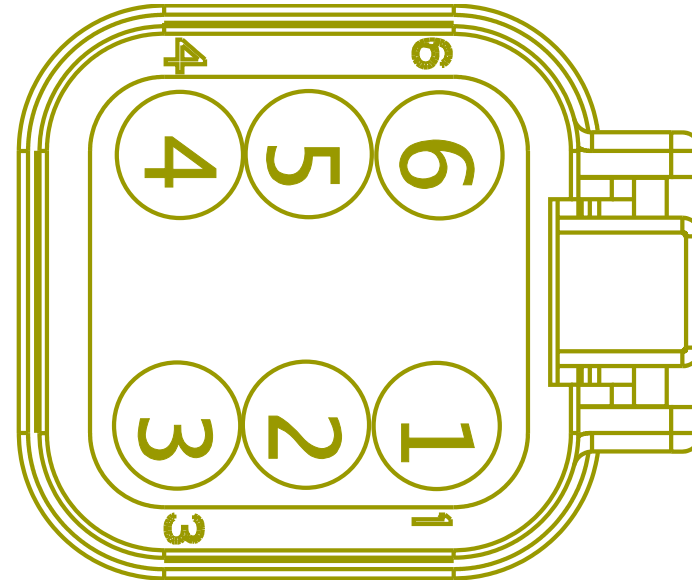
Name	Terminal Part Number	V-Min	Name	Wire Part Number	Wire CSA	Wire Spec	Wire Material description	Wire Color Description	Wire Length	End2 Terminal Part Number	End2 Pin Name	End2 Connector
1	-	-	WC22-GA	-	0.0	18.0	-	TAN	0.0	-	1	R01_9573
2	-	-	WC22AA	-	0.0	18.0	-	TAN	0.0	-	4	R01_9573
3	-	-	WC22AC	-	0.0	18.0	-	TAN	0.0	-	6	R01_9573

Connector Name R01_3001
 Part Number 3626438C1
 Instances B6.7/L9 - Tire Pressure (TPMS) (LDL 2.0 - 1 Repeater):Diagram1 - 4X2, 4x4 w/ High Visibility Hood
 B6.7/L9 - Tire Pressure (TPMS) (LDL 2.0 - 1 Repeater):Diagram2 - 4X2, 4x4 w/ STD Hood
 Mates N01_2200




Name	Terminal Part Number	V-Min	Name	Wire Part Number	Wire CSA	Wire Spec	Wire Material description	Wire Color Description	Wire Length	End2 Terminal Part Number	End2 Pin Name	End2 Connector
1	-	-	WB22-GA	-	0.0	18.0	-	TAN	0.0	-	1	R01_9572
2	-	-	WB22AA	-	0.0	18.0	-	TAN	0.0	-	4	R01_9572
3	-	-	WB22AC	-	0.0	18.0	-	TAN	0.0	-	6	R01_9572

Connector Name R01_4410M
 Part Number 3572899C1
 Instances B6.7/L9 - DLB - Remote Power Module (3 RPM n/Switch Pack):Diagram1-Combination1
 B6.7/L9 - DLB - Remote Power Modules (1 RPM n/ Switch Packs):Diagram1-Combination3
 B6.7/L9 - DLB - Remote Power Modules (1 RPM w/ Switch Packs) Option 1:Diagram1-Combination3
 B6.7/L9 - DLB - Remote Power Modules (2 RPM n/ Switch Pack):Diagram1-Combination3
 B6.7/L9 - DLB - Remote Power Modules (2 RPM n/ Switch Pack):Diagram1-Combination4
 B6.7/L9 - DLB - Remote Power Modules (2 RPM w/ Switch Packs):Diagram1-Combination3
 B6.7/L9 - DLB - Remote Power Modules (2 RPM w/ Switch Packs):Diagram1-Combination4
 B6.7/L9 - DLB - Remote Power Modules (3 RPM w/ Swtich Packs):Diagram1-Combination1




Name	Terminal Part Number	V-Min	Name	Wire Part Number	Wire CSA	Wire Spec	Wire Material description	Wire Color Description	Wire Length	End2 Terminal Part Number	End2 Pin Name	End2 Connector
2	-	-	RJ10-GPM	2643689 R1	1.91	14.0	Std. Wall XLPE Primary Cable	WHITE	2585.0	-	2	4410F
3	-	-	-	-	-	-	-	-	-	-	-	-
4	-	-	-	-	-	-	-	-	-	-	-	-
6	-	-	RJ14	2643760 R1	1.16	16.0	Std. Wall XLPE Primary Cable	RED	2585.0	-	6	4410F

Connector Name R01_4411M
 Part Number 3517760C1
 Instances B6.7/L9 - DLB - Remote Power Module (3 RPM n/Switch Pack):Diagram1-Combination1
 B6.7/L9 - DLB - Remote Power Modules (1 RPM n/ Switch Packs):Diagram1-Combination3
 B6.7/L9 - DLB - Remote Power Modules (1 RPM w/ Switch Packs) Option 1:Diagram1-Combination3
 B6.7/L9 - DLB - Remote Power Modules (2 RPM n/ Switch Pack):Diagram1-Combination3
 B6.7/L9 - DLB - Remote Power Modules (2 RPM n/ Switch Pack):Diagram1-Combination4
 B6.7/L9 - DLB - Remote Power Modules (2 RPM w/ Switch Packs):Diagram1-Combination3
 B6.7/L9 - DLB - Remote Power Modules (2 RPM w/ Switch Packs):Diagram1-Combination4
 B6.7/L9 - DLB - Remote Power Modules (3 RPM w/ Swtich Packs):Diagram1-Combination1




Name	Terminal Part Number	V-Min	Name	Wire Part Number	Wire CSA	Wire Spec	Wire Material description	Wire Color Description	Wire Length	End2 Terminal Part Number	End2 Pin Name	End2 Connector
A	-	-	RH14	2644026 R1	18.94	4.0	Std. Wall XLPE Battery Cable	RED	2435.0	-	A	4411F

Connector Name R01_4411P
 Part Number 3517760C1
 Instances B6.7/L9 - DLB - Remote Power Modules (2 RPM n/ Switch Pack):Diagram1-Combination3
 B6.7/L9 - DLB - Remote Power Modules (2 RPM w/ Switch Packs):Diagram1-Combination3
 Mates MODU-RPM2-2050-01-02A




Name	Terminal Part Number	V-Min	Name	Wire Part Number	Wire CSA	Wire Spec	Wire Material description	Wire Color Description	Wire Length	End2 Terminal Part Number	End2 Pin Name	End2 Connector
A	-	-	TT14	2644026 R1	18.94	4.0	Std. Wall XLPE Battery Cable	RED	2435.0	-	A	4411N

Connector Name R01_4950
 Part Number 3678796C1
 Instances L9 - Traction Control Bendix:Diagram1
 Mates SOL-TCV_BENDIX-3033-01-01A



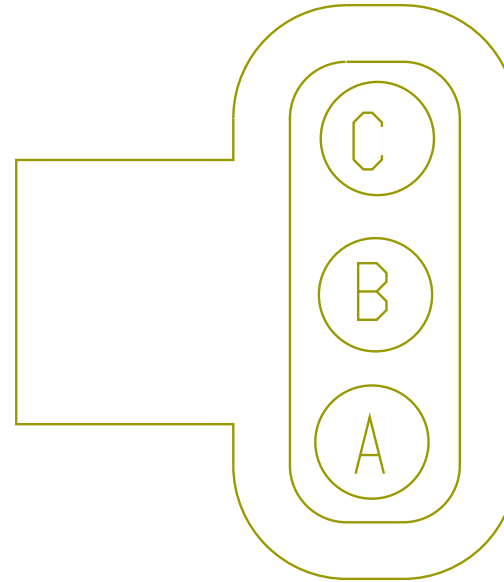
Name	Terminal Part Number	V-Min	Name	Wire Part Number	Wire CSA	Wire Spec	Wire Material description	Wire Color Description	Wire Length	End2 Terminal Part Number	End2 Pin Name	End2 Connector
1	-	-	RD94BE	3510336 R1	1.16	16.0	Thin Wall XLPE Primary Cable	YELLOW 2	410.0	-	24	9800
2	-	-	RD94BD	3510306 R1	1.16	16.0	Thin Wall XLPE Primary Cable	BROWN	410.0	-	23	9800

Connector Name R01_9501
 Part Number 3757487C1
 Instances B6.7/L9 - Antilock Brake System (ABS)- BENDIX 4 Channel
 Implementation:Diagram1
 Mates DEV-LH_DA_WHEEL_SENSOR-01




Name	Terminal Part Number	V-Min	Name	Wire Part Number	Wire CSA	Wire Spec	Wire Material description	Wire Color Description	Wire Length	End2 Terminal Part Number	End2 Pin Name	End2 Connector
1	-	-	RC94A	2643680 R1	1.16	16.0	Std. Wall XLPE Primary Cable	GREY	965.0	-	13	R01_9800
2	-	-	RC94B	2643682 R1	1.16	16.0	Std. Wall XLPE Primary Cable	ORANGE	965.0	-	14	R01_9800

Connector Name R01_9502
 Part Number 1686834C1
 Instances B6.7/L9 - Antilock Brake System (ABS)- BENDIX 4 Channel
 Implementation:Diagram1
 Mates DEV-LH_DA_VALVE-01



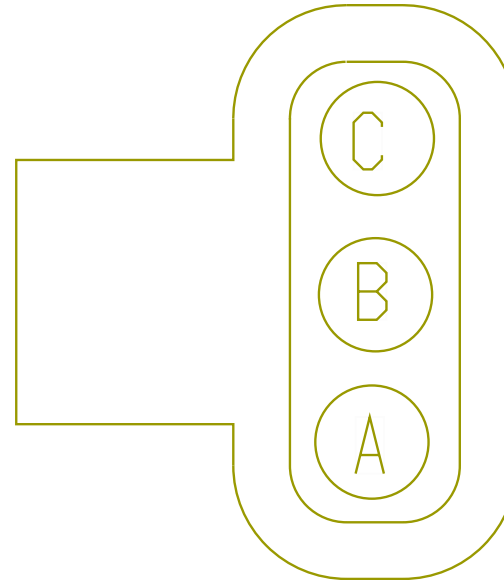
Name	Terminal Part Number	V-Min	Name	Wire Part Number	Wire CSA	Wire Spec	Wire Material description	Wire Color Description	Wire Length	End2 Terminal Part Number	End2 Pin Name	End2 Connector
A	-	-	RC94E	3510294 R1	1.16	16.0	Thin Wall XLPE Primary Cable	BLACK	965.0	-	17	R01_9800
B	-	-	RC94F	3510366 R1	1.16	16.0	Thin Wall XLPE Primary Cable	RED	965.0	-	18	R01_9800
C	-	-	RC94H	3510306 R1	1.16	16.0	Thin Wall XLPE Primary Cable	BROWN	965.0	-	19	R01_9800

Connector Name R01_9503
 Part Number 3757487C1
 Instances B6.7/L9 - Antilock Brake System (ABS)- BENDIX 4 Channel
 Implementation:Diagram1
 Mates DEV-RH_DA_WHEEL_SENSOR-01



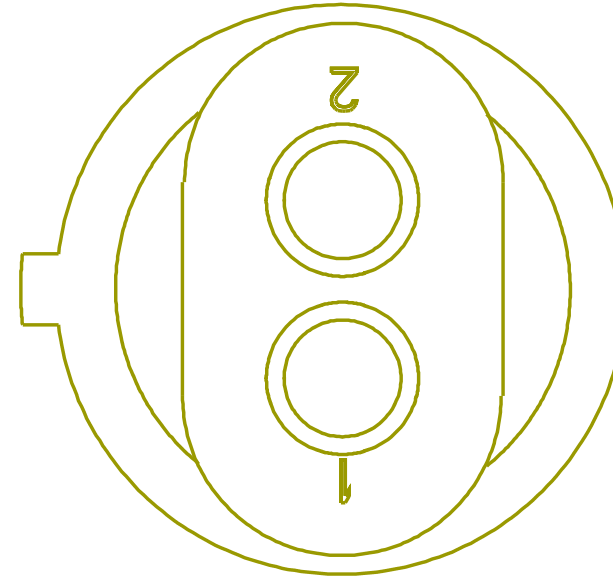
Name	Terminal Part Number	V-Min	Name	Wire Part Number	Wire CSA	Wire Spec	Wire Material description	Wire Color Description	Wire Length	End2 Terminal Part Number	End2 Pin Name	End2 Connector
1	-	-	RC94C	2643721 R1	1.16	16.0	Std. Wall XLPE Primary Cable	DARK BLUE	1500.0	-	15	R01_9800
2	-	-	RC94D	2643684 R1	1.16	16.0	Std. Wall XLPE Primary Cable	YELLOW 2	1500.0	-	16	R01_9800

Connector Name R01_9504
 Part Number 1686834C1
 Instances B6.7/L9 - Antilock Brake System (ABS)- BENDIX 4 Channel
 Implementation:Diagram1
 Mates DEV-RH_DA_VALVE-01



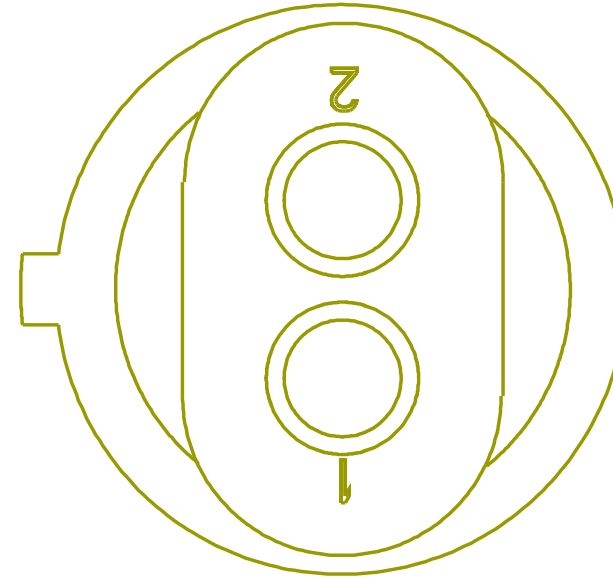
Name	Terminal Part Number	V-Min	Name	Wire Part Number	Wire CSA	Wire Spec	Wire Material description	Wire Color Description	Wire Length	End2 Terminal Part Number	End2 Pin Name	End2 Connector
A	-	-	RC94J	3510348 R1	1.16	16.0	Thin Wall XLPE Primary Cable	VIOLET	1400.0	-	20	R01_9800
B	-	-	RC94K	3510300 R1	1.16	16.0	Thin Wall XLPE Primary Cable	LIGHT GREEN	1400.0	-	21	R01_9800
C	-	-	RC94L	3510342 R1	1.16	16.0	Thin Wall XLPE Primary Cable	LIGHT BLUE	1400.0	-	22	R01_9800

Connector Name R01_9516
 Part Number 6111844C1
 Instances B6.7/L9 - Antilock Brake System (ABS) - Wabco 4 Channel Implementation:Diagram1
 B6.7/L9 - Antilock Brake Systems (ABS) (Wabco Hydraulic 4 Channel N/ Stability):Diagram1
 B6.7/L9 - Antilock Brake Systems (ABS) (Wabco Hydraulic 4 Channel W/ Stability):Diagram1
 Mates DEV-LH_DA_WHEEL_SENSOR-02




Name	Terminal Part Number	V-Min	Name	Wire Part Number	Wire CSA	Wire Spec	Wire Material description	Wire Color Description	Wire Length	End2 Terminal Part Number	End2 Pin Name	End2 Connector
1	-	-	RV94WL	-	0.0	18.0	-	BLACK	0.0	-	13	R01_9800
2	-	-	RV94WM	-	0.0	18.0	-	BROWN	0.0	-	14	R01_9800

Connector Name R01_9517
 Part Number 6111844C1
 Instances B6.7/L9 - Antilock Brake System (ABS) - Wabco 4 Channel Implementation:Diagram1
 B6.7/L9 - Antilock Brake Systems (ABS) (Wabco Hydraulic 4 Channel N/ Stability):Diagram1
 B6.7/L9 - Antilock Brake Systems (ABS) (Wabco Hydraulic 4 Channel W/ Stability):Diagram1
 Mates DEV-RH_DA_WHEEL_SENSOR-02




Name	Terminal Part Number	V-Min	Name	Wire Part Number	Wire CSA	Wire Spec	Wire Material description	Wire Color Description	Wire Length	End2 Terminal Part Number	End2 Pin Name	End2 Connector
1	-	-	RV94WS	-	0.0	18.0	-	BLACK	0.0	-	15	R01_9800
2	-	-	RV94WT	-	0.0	18.0	-	BROWN	0.0	-	16	R01_9800

Connector Name R01_9518
 Part Number 3919376C1
 Instances B6.7/L9 - Antilock Brake System (ABS) - Wabco 4 Channel
 Implementation:Diagram1
 Mates DEV-LH_DA_VALVE-02




Name	Terminal Part Number	V-Min	Name	Wire Part Number	Wire CSA	Wire Spec	Wire Material description	Wire Color Description	Wire Length	End2 Terminal Part Number	End2 Pin Name	End2 Connector
1	-	-	RV94WN	-	0.0	18.0	-	DARK BLUE	0.0	-	17	R01_9800
2	-	-	RV94G7	-	0.0	18.0	-	LIGHT GREEN	0.0	-	18	R01_9800
3	-	-	RV94WR	-	0.0	18.0	-	BROWN	0.0	-	19	R01_9800

Connector Name R01_9519
 Part Number 3919376C1
 Instances B6.7/L9 - Antilock Brake System (ABS) - Wabco 4 Channel
 Implementation:Diagram1
 Mates DEV-RH_DA_VALVE-02



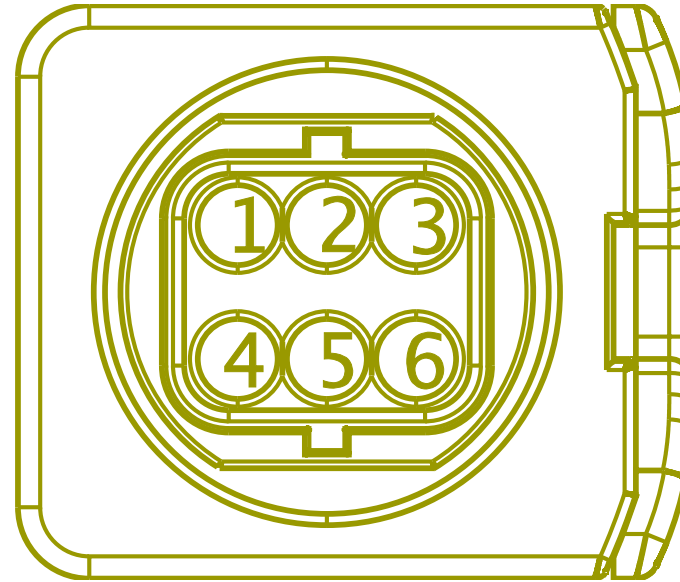
Name	Terminal Part Number	V-Min	Name	Wire Part Number	Wire CSA	Wire Spec	Wire Material description	Wire Color Description	Wire Length	End2 Terminal Part Number	End2 Pin Name	End2 Connector
1	-	-	RV94WU	-	0.0	18.0	-	DARK BLUE	0.0	-	20	R01_9800
2	-	-	RV94G6	-	0.0	18.0	-	LIGHT GREEN	0.0	-	21	R01_9800
3	-	-	RV94WW	-	0.0	18.0	-	BROWN	0.0	-	22	R01_9800

Connector Name R01_9572
 Part Number 4140239C1
 Instances B6.7/L9 - Tire Pressure (TPMS) (LDL 2.0 - 1 Repeater):Diagram1 - 4X2, 4x4 w/ High Visibility Hood
 B6.7/L9 - Tire Pressure (TPMS) (LDL 2.0 - 1 Repeater):Diagram2 - 4X2, 4x4 w/ STD Hood
 Mates DEV-TPMS_REPEATER-02



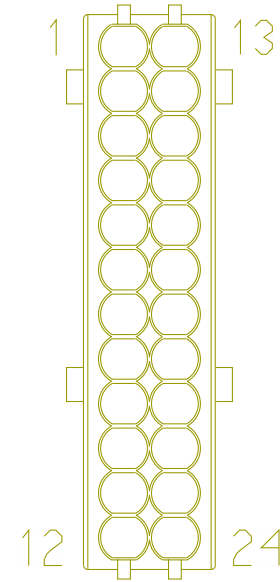
Name	Terminal Part Number	V-Min	Name	Wire Part Number	Wire CSA	Wire Spec	Wire Material description	Wire Color Description	Wire Length	End2 Terminal Part Number	End2 Pin Name	End2 Connector
1	-	-	WB22-GA	-	0.0	18.0	-	TAN	0.0	-	1	R01_3001
4	-	-	WB22AA	-	0.0	18.0	-	TAN	0.0	-	2	R01_3001
6	-	-	WB22AC	-	0.0	18.0	-	TAN	0.0	-	3	R01_3001

Connector Name R01_9573
 Part Number 4140239C1
 Instances B6.7/L9 - Tire Pressure (TPMS) (LDL 2.0 - 1 Repeater):Diagram3 - 6x4, 6x6 w/ High Visibility Hood
 B6.7/L9 - Tire Pressure (TPMS) (LDL 2.0 - 1 Repeater):Diagram4 - 6x4, 6x6 w/ STD Hood



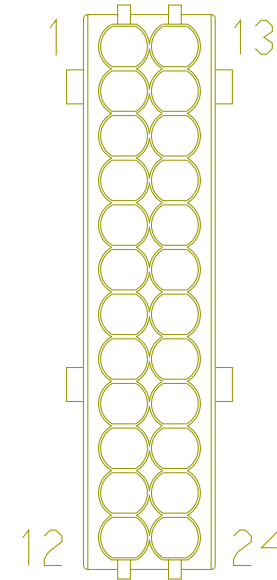
Name	Terminal Part Number	V-Min	Name	Wire Part Number	Wire CSA	Wire Spec	Wire Material description	Wire Color Description	Wire Length	End2 Terminal Part Number	End2 Pin Name	End2 Connector
1	-	-	WC22-GA	-	0.0	18.0	-	TAN	0.0	-	1	R01_3000
4	-	-	WC22AA	-	0.0	18.0	-	TAN	0.0	-	2	R01_3000
6	-	-	WC22AC	-	0.0	18.0	-	TAN	0.0	-	3	R01_3000

Connector Name R01_9800
 Part Number 3558022C1
 Instances B6.7/L9 - Antilock Brake System (ABS) - Wabco 4 Channel
 Implementation:Diagram1
 Mates N06_9800



Name	Terminal Part Number	V-Min	Name	Wire Part Number	Wire CSA	Wire Spec	Wire Material description	Wire Color Description	Wire Length	End2 Terminal Part Number	End2 Pin Name	End2 Connector
13	-	-	RV94WL	-	0.0	18.0	-	BLACK	0.0	-	1	R01_9516
14	-	-	RV94WM	-	0.0	18.0	-	BROWN	0.0	-	2	R01_9516
15	-	-	RV94WS	-	0.0	18.0	-	BLACK	0.0	-	1	R01_9517
16	-	-	RV94WT	-	0.0	18.0	-	BROWN	0.0	-	2	R01_9517
17	-	-	RV94WN	-	0.0	18.0	-	DARK BLUE	0.0	-	1	R01_9518
18	-	-	RV94G7	-	0.0	18.0	-	LIGHT GREEN	0.0	-	2	R01_9518
19	-	-	RV94WR	-	0.0	18.0	-	BROWN	0.0	-	3	R01_9518
20	-	-	RV94WU	-	0.0	18.0	-	DARK BLUE	0.0	-	1	R01_9519
21	-	-	RV94G6	-	0.0	18.0	-	LIGHT GREEN	0.0	-	2	R01_9519
22	-	-	RV94WW	-	0.0	18.0	-	BROWN	0.0	-	3	R01_9519

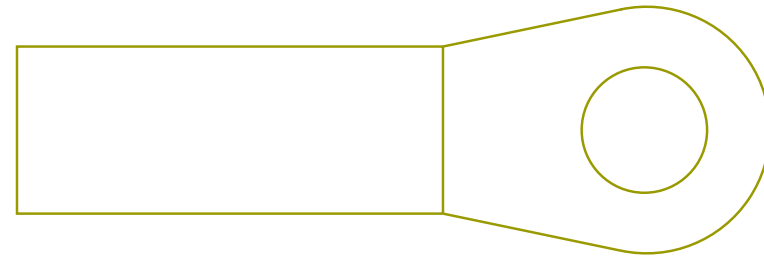
Connector Name R01_9800
 Part Number 3558022C1
 Instances B6.7/L9 - Antilock Brake System (ABS)- BENDIX 4 Channel
 Implementation:Diagram1
 B6.7/L9 - Antilock Brake Systems (ABS) (Wabco Hydraulic 4
 Channel N/ Stability):Diagram1
 B6.7/L9 - Antilock Brake Systems (ABS) (Wabco Hydraulic 4
 Channel W/ Stability):Diagram1
 Mates N06_9800



Name	Terminal Part Number	V-Min	Name	Wire Part Number	Wire CSA	Wire Spec	Wire Material description	Wire Color Description	Wire Length	End2 Terminal Part Number	End2 Pin Name	End2 Connector
13	-	-	RV94WL	-	0.0	18.0	-	BLACK	0.0	-	1	R01_9516
13	-	-	RC94A	2643680 R1	1.16	16.0	Std. Wall XLPE Primary Cable	GREY	965.0	-	1	R01_9501
14	-	-	RV94WM	-	0.0	18.0	-	BROWN	0.0	-	2	R01_9516
14	-	-	RC94B	2643682 R1	1.16	16.0	Std. Wall XLPE Primary Cable	ORANGE	965.0	-	2	R01_9501
15	-	-	RV94WS	-	0.0	18.0	-	BLACK	0.0	-	1	R01_9517
15	-	-	RC94C	2643721 R1	1.16	16.0	Std. Wall XLPE Primary Cable	DARK BLUE	1500.0	-	1	R01_9503
16	-	-	RV94WT	-	0.0	18.0	-	BROWN	0.0	-	2	R01_9517

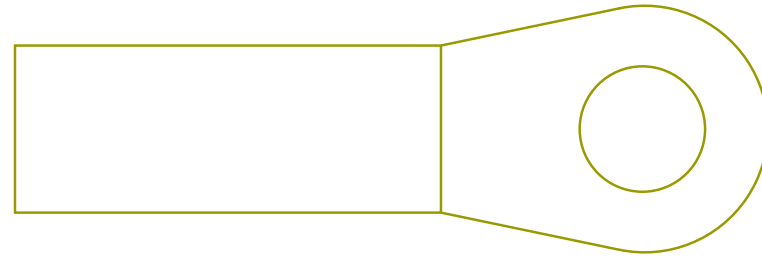
Name	Terminal Part Number	V-Min	Name	Wire Part Number	Wire CSA	Wire Spec	Wire Material description	Wire Color Description	Wire Length	End2 Terminal Part Number	End2 Pin Name	End2 Connector
16	-	-	RC94D	2643684 R1	1.16	16.0	Std. Wall XLPE Primary Cable	YELLOW 2	1500.0	-	2	R01_9503
17	-	-	RC94E	3510294 R1	1.16	16.0	Thin Wall XLPE Primary Cable	BLACK	965.0	-	A	R01_9502
18	-	-	RC94F	3510366 R1	1.16	16.0	Thin Wall XLPE Primary Cable	RED	965.0	-	B	R01_9502
19	-	-	RC94H	3510306 R1	1.16	16.0	Thin Wall XLPE Primary Cable	BROWN	965.0	-	C	R01_9502
20	-	-	RC94J	3510348 R1	1.16	16.0	Thin Wall XLPE Primary Cable	VIOLET	1400.0	-	A	R01_9504
21	-	-	RC94K	3510300 R1	1.16	16.0	Thin Wall XLPE Primary Cable	LIGHT GREEN	1400.0	-	B	R01_9504
22	-	-	RC94L	3510342 R1	1.16	16.0	Thin Wall XLPE Primary Cable	LIGHT BLUE	1400.0	-	C	R01_9504

Connector Name S96_9256
 Part Number 3866817C1
 Instances B6.7 - Current Monitoring (Ammeter):Diagram1-Combination1
 B6.7 - Current Monitoring (Ammeter):Diagram1-Combination2
 L9 - Battery International (4) 12V:Diagram1
 Mates BTRY-925CCA_1-4005-01-01A



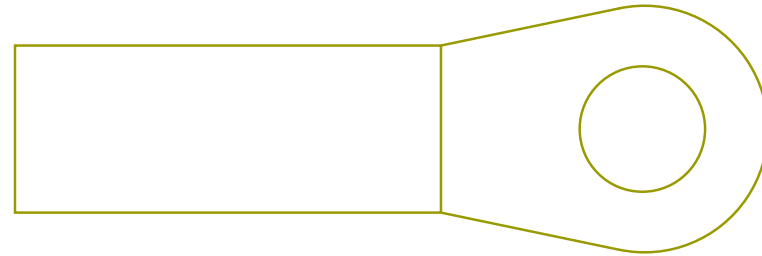
Name	Terminal Part Number	V-Min	Name	Wire Part Number	Wire CSA	Wire Spec	Wire Material description	Wire Color Description	Wire Length	End2 Terminal Part Number	End2 Pin Name	End2 Connector
A	-	-	N26B	3510333 R1	4.81	10.0	Thin Wall XLPE Primary Cable	TAN	255.0	-	A	9262F
A	-	-	N14-G	2643788 R1	4.81	10.0	Std. Wall XLPE Primary Cable	WHITE	230.0	-	-	-
A	-	-	N26B	3510333 R1	4.81	10.0	Thin Wall XLPE Primary Cable	TAN	255.0	-	-	-
A	-	-	14-G	2645235 R1	49.99	0.0	SGX FLEX 125C	BLACK	360.0	-	1	6049
A	-	-	1/0	2643728 R1	49.99	0.0	SGT 80C	RED	210.0	-	A	S96_9257

Connector Name S96_9257
 Part Number 3866817C1
 Instances L9 - Battery International (4) 12V:Diagram1
 L9 - Cranking (Starter) GEN4 BODY CONTROL MODULE W/
 Thermal Overcrank - External Switch:Diagram1
 L9 - Cranking (Starter) GEN4 BODY CONTROL MODULE W/O
 Thermal Overcrank:Diagram1
 Mates BTRY-925CCA_1-4005-01-01B



Name	Terminal Part Number	V-Min	Name	Wire Part Number	Wire CSA	Wire Spec	Wire Material description	Wire Color Description	Wire Length	End2 Terminal Part Number	End2 Pin Name	End2 Connector
1	-	-	14-G	2645235 R1	49.99	0.0	SGX FLEX 125C	BLACK	360.0	-	A	6335
1	-	-	14-G	2645235 R1	49.99	0.0	SGX FLEX 125C	BLACK	360.0	-	A	1202
A	-	-	14-G	2645235 R1	49.99	0.0	SGX FLEX 125C	BLACK	360.0	-	-	-
A	-	-	1/0	2643728 R1	49.99	0.0	SGT 80C	RED	210.0	-	A	S96_9256

Connector Name S97_9250
 Part Number 3866817C1
 Instances L9 - Battery International (4) 12V:Diagram1
 Mates BTRY-925CCA_1-4005-01-01A

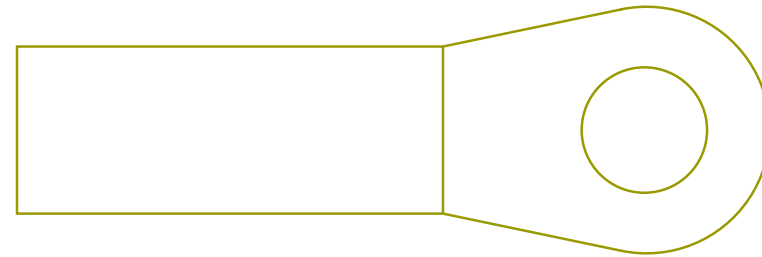


Name	Terminal Part Number	V-Min	Name	Wire Part Number	Wire CSA	Wire Spec	Wire Material description	Wire Color Description	Wire Length	End2 Terminal Part Number	End2 Pin Name	End2 Connector
A	-	-	N14HB	2643698 R1	4.81	10.0	Std. Wall XLPE Primary Cable	RED	210.0	-	-	-
A	-	-	1/0	2643728 R1	49.99	0.0	SGT 80C	RED	210.0	-	-	-

Connector Name S97_9251


Part Number 3866817C1

Instances L9 - Battery International (4) 12V:Diagram1
L9 - Cranking (Starter) GEN4 BODY CONTROL MODULE W/
Thermal Overcrank - External Switch:Diagram1
L9 - Cranking (Starter) GEN4 BODY CONTROL MODULE W/O
Thermal Overcrank:Diagram1



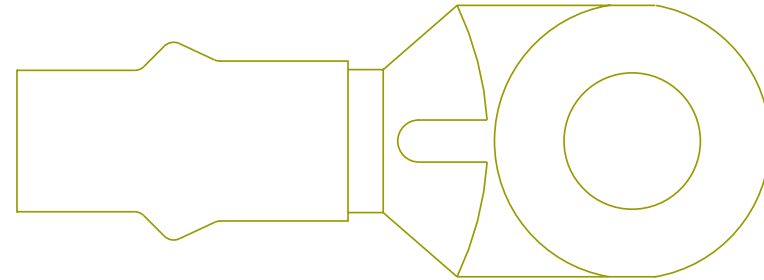
Name	Terminal Part Number	V-Min	Name	Wire Part Number	Wire CSA	Wire Spec	Wire Material description	Wire Color Description	Wire Length	End2 Terminal Part Number	End2 Pin Name	End2 Connector
1	-	-	14	2645953 R1	18.94	4.0	SGX NFLEX 125	RED	3700.0	-	1	6305
1	-	-	14	2645953 R1	18.94	4.0	SGX NFLEX 125	RED	3700.0	-	A	1702
A	-	-	1/0	2643728 R1	49.99	0.0	SGT 80C	RED	210.0	-	-	-
A	-	-	14	2645248 R1	49.99	0.0	SGX FLEX 125C	RED	360.0	-	A	P6P_945
A	-	-	N14KB	3510369 R1	4.81	10.0	Thin Wall XLPE Primary Cable	RED	274.0	-	-	-

Connector Name S97_9280
 Part Number 3525613C1
 Instances B6.7 - Brakes (Hydraulic):Diagram1
 Mates CP_HYD2_MAXI_FUSE



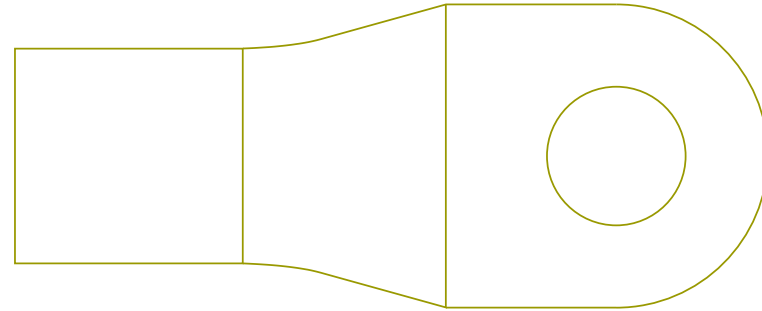
Name	Terminal Part Number	V-Min	Name	Wire Part Number	Wire CSA	Wire Spec	Wire Material description	Wire Color Description	Wire Length	End2 Terminal Part Number	End2 Pin Name	End2 Connector
1	-	-	N14KB	3510369 R1	4.81	10.0	Thin Wall XLPE Primary Cable	RED	274.0	-	-	-
2	-	-	N14KA	3510369 R1	4.81	10.0	Thin Wall XLPE Primary Cable	RED	260.0	-	A	9540

Connector Name Termianl 2
 Part Number 527859C1
 Instances B6.7/L9 - Chassis PDM:Diagram1



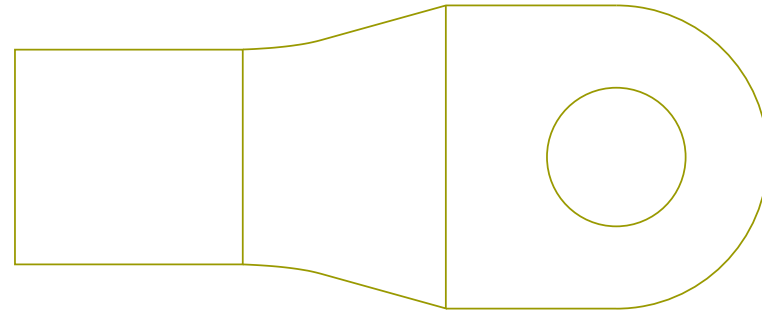
Name	Terminal Part Number	V-Min	Name	Wire Part Number	Wire CSA	Wire Spec	Wire Material description	Wire Color Description	Wire Length	End2 Terminal Part Number	End2 Pin Name	End2 Connector
A	-	-	K14A	2645964 R1	61.89	0.0	Std. Wall 125C Battery Cable	RED	0.0	-	-	-

Connector Name Terminal 1
 Part Number 2241345C1
 Instances B6.7 - Underhood PDM:PDM - UNDERHOOD



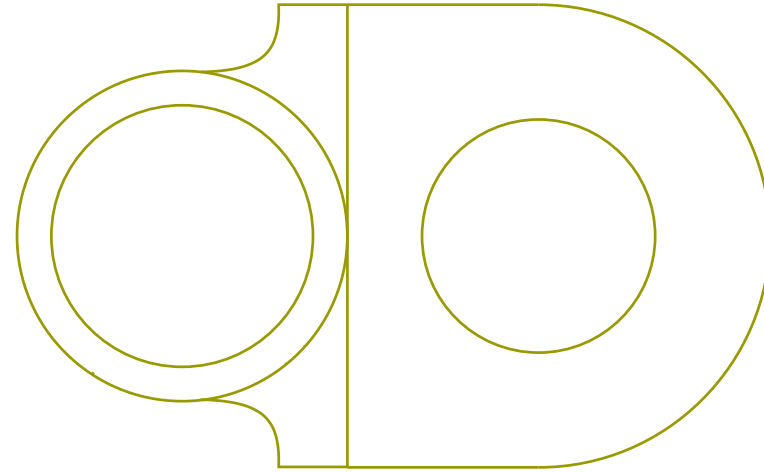
Name	Terminal Part Number	V-Min	Name	Wire Part Number	Wire CSA	Wire Spec	Wire Material description	Wire Color Description	Wire Length	End2 Terminal Part Number	End2 Pin Name	End2 Connector
A	-	-	R2H2HR1017 - Smart Part	2645964 R1	61.89	0.0	Std. Wall 125C Battery Cable	RED	170.0	-	-	-

Connector Name Terminal 1
 Part Number 2241345C1
 Instances L9 - Underhood PDM:PDM - UNDERHOOD



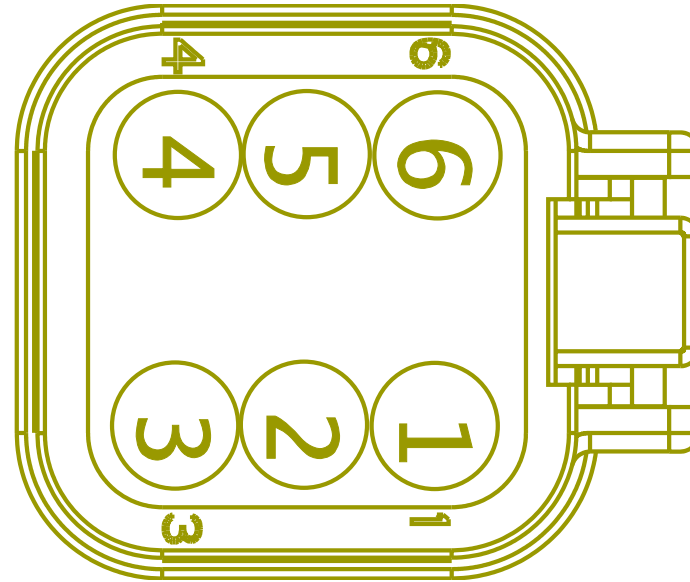
Name	Terminal Part Number	V-Min	Name	Wire Part Number	Wire CSA	Wire Spec	Wire Material description	Wire Color Description	Wire Length	End2 Terminal Part Number	End2 Pin Name	End2 Connector
A	-	-	R2H2HR1017 - Smart Part	2645964 R1	61.89	0.0	Std. Wall 125C Battery Cable	RED	170.0	-	-	-

Connector Name Terminal 2
 Part Number 2241404C1
 Instances B6.7/L9 - Battery Disconnect (W/Switch and W/
 Solenoid):Diagram1
 Mates DEV-BATTERY_DISCONNECT_SOL ENOID-01




Name	Terminal Part Number	V-Min	Name	Wire Part Number	Wire CSA	Wire Spec	Wire Material description	Wire Color Description	Wire Length	End2 Terminal Part Number	End2 Pin Name	End2 Connector
A	-	-	R2H2HR1017 - Smart Part	2645964 R1	61.89	0.0	Std. Wall 125C Battery Cable	RED	170.0	-	-	-

Connector Name W12_2_4410DM
 Part Number 3572899C1
 Instances B6.7/L9 - DLB - Remote Power Modules (1 RPM w/ Switch Packs) Option2:Diagram1-Combination2



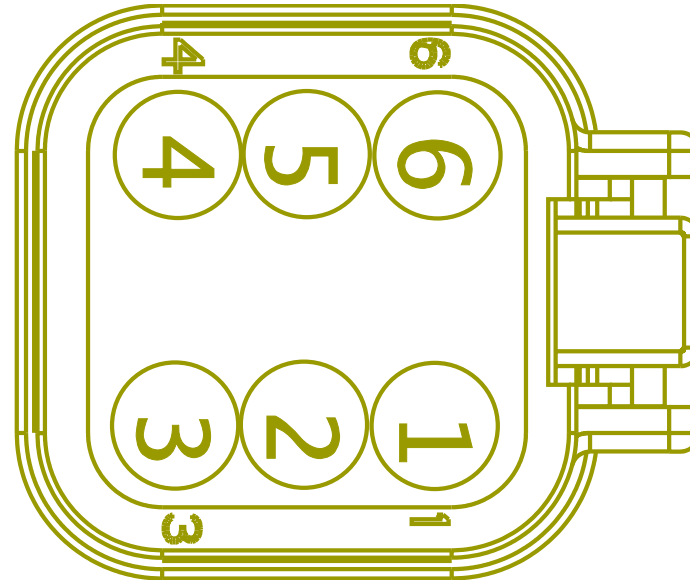
Name	Terminal Part Number	V-Min	Name	Wire Part Number	Wire CSA	Wire Spec	Wire Material description	Wire Color Description	Wire Length	End2 Terminal Part Number	End2 Pin Name	End2 Connector
2	-	-	10-GR	2643689 R1	1.91	14.0	Std. Wall XLPE Primary Cable	WHITE	925.0	-	2	4410DF
3	-	-	-	-	-	-	-	-	-	-	-	-
4	-	-	-	-	-	-	-	-	-	-	-	-
6	-	-	14C	2643760 R1	1.16	16.0	Std. Wall XLPE Primary Cable	RED	925.0	-	6	4410DF

Connector Name W12_4411M
 Part Number 3517760C1
 Instances B6.7/L9 - DLB - Remote Power Modules (1 RPM w/ Switch Packs) Option2:Diagram1-Combination1
 B6.7/L9 - DLB - Remote Power Modules (1 RPM w/ Switch Packs) Option2:Diagram1-Combination2
 Mates MODU-RPM1-2050-01-01A




Name	Terminal Part Number	V-Min	Name	Wire Part Number	Wire CSA	Wire Spec	Wire Material description	Wire Color Description	Wire Length	End2 Terminal Part Number	End2 Pin Name	End2 Connector
A	-	-	14	2645248 R1	49.99	0.0	SGX FLEX 125C	RED	360.0	-	A	4411F

Connector Name W13_4410DM
 Part Number 3572899C1
 Instances B6.7/L9 - DLB - Remote Power Module (3 RPM n/Switch Pack):Diagram1-Combination1
 B6.7/L9 - DLB - Remote Power Modules (3 RPM w/ Switch Packs):Diagram1-Combination1
 Mates MODU-RPM1-2050-01-01A




Name	Terminal Part Number	V-Min	Name	Wire Part Number	Wire CSA	Wire Spec	Wire Material description	Wire Color Description	Wire Length	End2 Terminal Part Number	End2 Pin Name	End2 Connector
2	-	-	10-GR	2643689 R1	1.91	14.0	Std. Wall XLPE Primary Cable	WHITE	925.0	-	2	4411DM
3	-	-	-	-	-	-	-	-	-	-	-	-
4	-	-	-	-	-	-	-	-	-	-	-	-
6	-	-	14C	2643760 R1	1.16	16.0	Std. Wall XLPE Primary Cable	RED	925.0	-	6	4411DM

Connector Name W13_4411M
 Part Number 3517760C1
 Instances B6.7/L9 - DLB - Remote Power Module (3 RPM n/Switch Pack):Diagram1-Combination1
 B6.7/L9 - DLB - Remote Power Modules (3 RPM w/ Switch Packs):Diagram1-Combination1
 Mates MODU-RPM1-2050-01-01A



Name	Terminal Part Number	V-Min	Name	Wire Part Number	Wire CSA	Wire Spec	Wire Material description	Wire Color Description	Wire Length	End2 Terminal Part Number	End2 Pin Name	End2 Connector
A	-	-	14	2645248 R1	49.99	0.0	SGX FLEX 125C	RED	360.0	-	A	4411F

Connector Name W13_4412M
 Part Number 3517760C1
 Instances B6.7/L9 - DLB - Remote Power Module (3 RPM n/Switch Pack):Diagram1-Combination1
 B6.7/L9 - DLB - Remote Power Modules (3 RPM w/ Switch Packs):Diagram1-Combination1
 Mates MODU-RPM2-2050-01-02A




Name	Terminal Part Number	V-Min	Name	Wire Part Number	Wire CSA	Wire Spec	Wire Material description	Wire Color Description	Wire Length	End2 Terminal Part Number	End2 Pin Name	End2 Connector
A	-	-	14D	2644026 R1	18.94	4.0	Std. Wall XLPE Battery Cable	RED	1900.0	-	A	4412F

Connector Name W40-2990
 Part Number 1661259C1
 Instances Vehicle Data Recorder (No Display):Diagram1 - Seats
 Vehicle Data Recorder (W/ Display):Diagram1 - Seats
 Mates SW-REAR_PS_SEAT-2037-02-01A



Name	Terminal Part Number	V-Min	Name	Wire Part Number	Wire CSA	Wire Spec	Wire Material description	Wire Color Description	Wire Length	End2 Terminal Part Number	End2 Pin Name	End2 Connector
A	-	-	W11-GFA	3510359 R1	0.79	18.0	Thin Wall XLPE Primary Cable	WHITE	2912.0	-	9	W40-8997
B	-	-	W11-GF	3510359 R1	0.79	18.0	Thin Wall XLPE Primary Cable	WHITE	2912.0	-	10	W40-8997

Connector Name W40-2991
 Part Number 1661260C1
 Instances Vehicle Data Recorder (No Display):Diagram1 - Seats
 Vehicle Data Recorder (W/ Display):Diagram1 - Seats
 Mates SW-REAR_PS_BELT-2037-02-01A




Name	Terminal Part Number	V-Min	Name	Wire Part Number	Wire CSA	Wire Spec	Wire Material description	Wire Color Description	Wire Length	End2 Terminal Part Number	End2 Pin Name	End2 Connector
A	-	-	W11-GMA	3510359 R1	0.79	18.0	Thin Wall XLPE Primary Cable	WHITE	2912.0	-	11	W40-8997
B	-	-	W11-GM	3510359 R1	0.79	18.0	Thin Wall XLPE Primary Cable	WHITE	2912.0	-	12	W40-8997

Connector Name W40-2992
 Part Number 1661259C1
 Instances Vehicle Data Recorder (No Display):Diagram1 - Seats
 Vehicle Data Recorder (W/ Display):Diagram1 - Seats
 Mates SW-REAR_CTR_SEAT-2037-02-0 1A



Name	Terminal Part Number	V-Min	Name	Wire Part Number	Wire CSA	Wire Spec	Wire Material description	Wire Color Description	Wire Length	End2 Terminal Part Number	End2 Pin Name	End2 Connector
A	-	-	W11-GLA	3510359 R1	0.79	18.0	Thin Wall XLPE Primary Cable	WHITE	2912.0	-	7	W40-8997
B	-	-	W11-GL	3510359 R1	0.79	18.0	Thin Wall XLPE Primary Cable	WHITE	2912.0	-	8	W40-8997

Connector Name W40-2993
 Part Number 1661260C1
 Instances Vehicle Data Recorder (No Display):Diagram1 - Seats
 Vehicle Data Recorder (W/ Display):Diagram1 - Seats
 Mates SW-REAR_CTR_BELT-2037-02-0 1A




Name	Terminal Part Number	V-Min	Name	Wire Part Number	Wire CSA	Wire Spec	Wire Material description	Wire Color Description	Wire Length	End2 Terminal Part Number	End2 Pin Name	End2 Connector
A	-	-	W11-GEA	3510359 R1	0.79	18.0	Thin Wall XLPE Primary Cable	WHITE	2912.0	-	5	W40-8997
B	-	-	W11-GE	3510359 R1	0.79	18.0	Thin Wall XLPE Primary Cable	WHITE	2912.0	-	6	W40-8997

Connector Name W40-2994
 Part Number 1661259C1
 Instances Vehicle Data Recorder (No Display):Diagram1 - Seats
 Vehicle Data Recorder (W/ Display):Diagram1 - Seats
 Mates SW-REAR_DS_SEAT-2037-02-01A



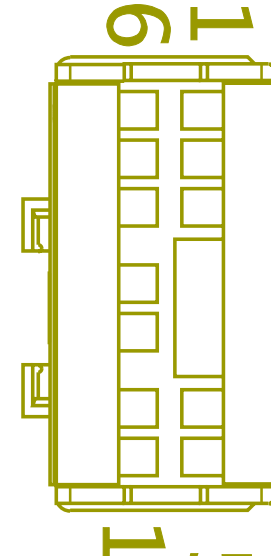
Name	Terminal Part Number	V-Min	Name	Wire Part Number	Wire CSA	Wire Spec	Wire Material description	Wire Color Description	Wire Length	End2 Terminal Part Number	End2 Pin Name	End2 Connector
A	-	-	W11-GKA	3510359 R1	0.79	18.0	Thin Wall XLPE Primary Cable	WHITE	2419.0	-	3	W40-8997
B	-	-	W11-GK	3510359 R1	0.79	18.0	Thin Wall XLPE Primary Cable	WHITE	2419.0	-	4	W40-8997

Connector Name W40-2995
 Part Number 1661260C1
 Instances Vehicle Data Recorder (No Display):Diagram1 - Seats
 Vehicle Data Recorder (W/ Display):Diagram1 - Seats
 Mates SW-REAR_DS_BELT-2037-02-01A



Name	Terminal Part Number	V-Min	Name	Wire Part Number	Wire CSA	Wire Spec	Wire Material description	Wire Color Description	Wire Length	End2 Terminal Part Number	End2 Pin Name	End2 Connector
A	-	-	W11-GDA	3510359 R1	0.79	18.0	Thin Wall XLPE Primary Cable	WHITE	2419.0	-	1	W40-8997
B	-	-	W11-GD	3510359 R1	0.79	18.0	Thin Wall XLPE Primary Cable	WHITE	2419.0	-	2	W40-8997

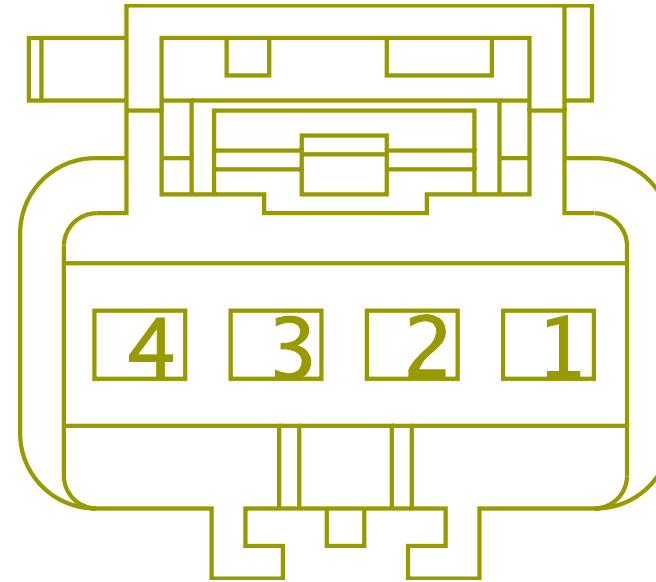
Connector Name W40-8997
 Part Number 3627614C1
 Instances Vehicle Data Recorder (No Display):Diagram1 - Seats
 Vehicle Data Recorder (W/ Display):Diagram1 - Seats
 Mates A01-8997



Name	Terminal Part Number	V-Min	Name	Wire Part Number	Wire CSA	Wire Spec	Wire Material description	Wire Color Description	Wire Length	End2 Terminal Part Number	End2 Pin Name	End2 Connector
1	-	-	W11-GDA	3510359 R1	0.79	18.0	Thin Wall XLPE Primary Cable	WHITE	2419.0	-	A	W40-2995
2	-	-	W11-GD	3510359 R1	0.79	18.0	Thin Wall XLPE Primary Cable	WHITE	2419.0	-	B	W40-2995
3	-	-	W11-GKA	3510359 R1	0.79	18.0	Thin Wall XLPE Primary Cable	WHITE	2419.0	-	A	W40-2994
4	-	-	W11-GK	3510359 R1	0.79	18.0	Thin Wall XLPE Primary Cable	WHITE	2419.0	-	B	W40-2994

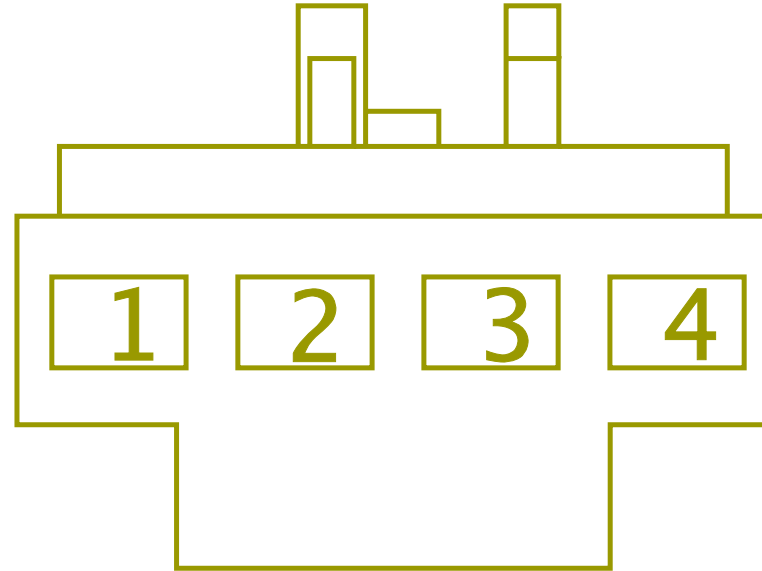
Name	Terminal Part Number	V-Min	Name	Wire Part Number	Wire CSA	Wire Spec	Wire Material description	Wire Color Description	Wire Length	End2 Terminal Part Number	End2 Pin Name	End2 Connector
5	-	-	W11-GEA	3510359 R1	0.79	18.0	Thin Wall XLPE Primary Cable	WHITE	2912.0	-	A	W40-2993
6	-	-	W11-GE	3510359 R1	0.79	18.0	Thin Wall XLPE Primary Cable	WHITE	2912.0	-	B	W40-2993
7	-	-	W11-GLA	3510359 R1	0.79	18.0	Thin Wall XLPE Primary Cable	WHITE	2912.0	-	A	W40-2992
8	-	-	W11-GL	3510359 R1	0.79	18.0	Thin Wall XLPE Primary Cable	WHITE	2912.0	-	B	W40-2992
9	-	-	W11-GFA	3510359 R1	0.79	18.0	Thin Wall XLPE Primary Cable	WHITE	2912.0	-	A	W40-2990
10	-	-	W11-GF	3510359 R1	0.79	18.0	Thin Wall XLPE Primary Cable	WHITE	2912.0	-	B	W40-2990
11	-	-	W11-GMA	3510359 R1	0.79	18.0	Thin Wall XLPE Primary Cable	WHITE	2912.0	-	A	W40-2991
12	-	-	W11-GM	3510359 R1	0.79	18.0	Thin Wall XLPE Primary Cable	WHITE	2912.0	-	B	W40-2991

Connector Name W43-100
 Part Number 4124472C1
 Instances B6.7/L9 - Driver and Passenger Seats - RollTek (Hard Wired):Diagram1
 Mates DEV-DRIVER_SEAT_ROLTEK-01



Name	Terminal Part Number	V-Min	Name	Wire Part Number	Wire CSA	Wire Spec	Wire Material description	Wire Color Description	Wire Length	End2 Terminal Part Number	End2 Pin Name	End2 Connector
1	-	-	179S4(+)	3510346 R1	0.53	20.0	Thin Wall XLPE Primary Cable	VIOLET	1600.0	-	1	W43-101
2	-	-	179S4(-)	3510346 R1	0.53	20.0	Thin Wall XLPE Primary Cable	VIOLET	1600.0	-	2	W43-101
3	-	-	179SRA(+)	3510346 R1	0.53	20.0	Thin Wall XLPE Primary Cable	VIOLET	1600.0	-	3	W43-101
4	-	-	179SRA(-)	3510346 R1	0.53	20.0	Thin Wall XLPE Primary Cable	VIOLET	1600.0	-	4	W43-101

Connector Name W43-101
 Part Number 4124471C1
 Instances B6.7/L9 - Driver and Passenger Seats - RollTek (Hard Wired):Diagram1
 Mates ROLLTEK_ECU_PASSENGER-2056 -02-01




Name	Terminal Part Number	V-Min	Name	Wire Part Number	Wire CSA	Wire Spec	Wire Material description	Wire Color Description	Wire Length	End2 Terminal Part Number	End2 Pin Name	End2 Connector
1	-	-	179S4(+)	3510346 R1	0.53	20.0	Thin Wall XLPE Primary Cable	VIOLET	1600.0	-	1	W43-100
2	-	-	179S4(-)	3510346 R1	0.53	20.0	Thin Wall XLPE Primary Cable	VIOLET	1600.0	-	2	W43-100
3	-	-	179SRA(+)	3510346 R1	0.53	20.0	Thin Wall XLPE Primary Cable	VIOLET	1600.0	-	3	W43-100
4	-	-	179SRA(-)	3510346 R1	0.53	20.0	Thin Wall XLPE Primary Cable	VIOLET	1600.0	-	4	W43-100

Connector Name W43-200
 Part Number 1661259C1
 Instances B6.7/L9 - Driver and Passenger Seats - RollTek (Hard Wired):Diagram1
 Mates DEV-DRIVER_SEAT_ROLTEK-01



Name	Terminal Part Number	V-Min	Name	Wire Part Number	Wire CSA	Wire Spec	Wire Material description	Wire Color Description	Wire Length	End2 Terminal Part Number	End2 Pin Name	End2 Connector
A	-	-	179SWCOM	3510346 R1	0.53	20.0	Thin Wall XLPE Primary Cable	VIOLET	1600.0	-	A	W43-201
B	-	-	179SW(N O)	3510346 R1	0.53	20.0	Thin Wall XLPE Primary Cable	VIOLET	1600.0	-	B	W43-201

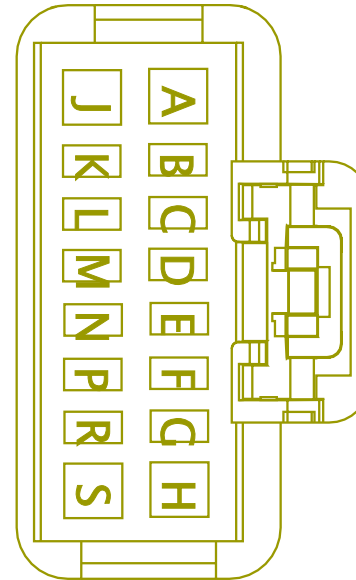
Connector Name W43-201
 Part Number 1661260C1
 Instances B6.7/L9 - Driver and Passenger Seats - RollTek (Hard Wired):Diagram1
 Mates ROLLTEK_ECU_PASSENGER-2056 -02-01



Name	Terminal Part Number	V-Min	Name	Wire Part Number	Wire CSA	Wire Spec	Wire Material description	Wire Color Description	Wire Length	End2 Terminal Part Number	End2 Pin Name	End2 Connector
A	-	-	179SWCOM	3510346 R1	0.53	20.0	Thin Wall XLPE Primary Cable	VIOLET	1600.0	-	A	W43-200
B	-	-	179SW(N O)	3510346 R1	0.53	20.0	Thin Wall XLPE Primary Cable	VIOLET	1600.0	-	B	W43-200

Connector Name 0009B
 Part Number 4063156C1
 Instances

- B6.7 - CAN Layout:HMI Standard J1939 (125Kbps)
- B6.7 - City Horn (W/ 4PIN CLK & P. Brake):Diagram1-Combination2
- B6.7 - City Horn (W/ 4PIN CLK):Diagram1-Combination2
- B6.7 - Headlight W/Plowlights, W/LOWW, W/O Interrupt:Diagram1-Combination2
- B6.7 - Headlight W/Plowlights, W/O LOWW, W/O Interrupt:Diagram1-Combination2
- B6.7 - Headlights W 10PIN CLK W/LOWW W/O Interrupt:Diagram1-Combination2
- B6.7 - Headlights W 10PIN CLK W/LOWW W/ Interrupt:Diagram1-Combination2
- B6.7 - Headlights W/O Lights ON with wipers (LOWW) W/ Headlights Interrupt:Diagram1-Combination2
- B6.7 - Headlights W/O Lights ON With Wipers (LOWW) W/O Headlights Interrupt:Diagram1-Combination2
- B6.7 - Headlights W/PlowLights, W/LOWW, W/ Interrupt:Diagram1-Combination2
- B6.7 - Headlights W/PlowLights, W/O LOWW, W/ Interrupt:Diagram1-Combination2
- B6.7 - Lane Departure Warning - (Bendix Fusion N/ Safety Direct):Diagram1-Combination2
- B6.7 - PARK LIGHTS - N/Marker Interrupt:Diagram1-Combination2
- B6.7 - PARK LIGHTS - W/Marker Interrupt 10pin CLCKSPRING:Diagram1-Combination2
- B6.7 - PARK LIGHTS - W/Marker Interrupt 4 pin clockspring:Diagram1-Combination2
- B6.7 - T-Handle for Allison Without Park Position:Diagram1-Combination2
- B6.7 - Transmission Shifter (Eaton T-Handle with Park Pawl):Diagram1-Combination2
- B6.7 - Transmission Shifter (T-Handle for Allison; With Park Position):Diagram1-Combination2
- B6.7/L9 - Adjustable Engine Speed Control (PTO) 10-pin:Diagram1-Combination2
- B6.7/L9 - Automatic Lighting:Diagram2
- B6.7/L9 - Automatic Lighting (Dual Sensor Twilight/ Solar):Diagram2-LCM-009B-N/LOAD SHED
- B6.7/L9 - Automatic Lighting - Dual Sensor Twilight/ Solar:Diagram2



B6.7/L9 - Cruise Control (W/ One Telltale 4 Pin):Diagram1-Combination1
 B6.7/L9 - Cruise Control (W/ One Telltale 4 Pin):Diagram1-Combination2
 B6.7/L9 - Cruise Control (W/ One Telltale 10 Pin):Diagram1-Combination2
 B6.7/L9 - Hazard Warning Light N/Trlr Socket:Diagram1-Combination2
 B6.7/L9 - Instrument Cluster (Premium):Diagram1-Combination2
 B6.7/L9 - Lighting Control Module:Diagram2
 B6.7/L9 - Radio w/Bluetooth:Diagram1-Combination2
 B6.7/L9 - Radio w/Steering Wheel Pod:Diagram1-Combination2
 L9 - CAN Layout:HMI Standard J1939 (125Kbps)
 L9 - City Horn (W/ 4PIN CLK & P. Brake):Diagram1-Combination2
 L9 - City Horn (W/ 4PIN CLK):Diagram1-Combination2
 L9 - Headlight W/Plowlights W/LOWW W/O Headlight Interrupt -10 PIN CLK:Diagram1-Combination2
 L9 - Headlights W 10PIN CLK W/LOWW W/Interrupt:Diagram1-Combination2
 L9 - Headlights W 10PIN CLK W/LOWW W/O Interrupt:Diagram1-Combination2
 L9 - Headlights W/O Lights ON With Wipers (LOWW) W/O Headlights Interrupt:Diagram1-Combination2
 L9 - Headlights W/O Lights ON with wipers (LOWW) W/ Headlights Interrupt:Diagram1-Combination2
 L9 - Headlights W/PlowLights W/Headlight Interrupt -10PIN CLK W/LOWW W/Interrupt:Diagram1-Combination2
 L9 - Headlights W/PlowLights W/O Lights ON with wipers (LOWW) W/ Headlights Interrupt:Diagram1-Combination2
 L9 - Headlights W/Plowlights W/O Lights ON With Wipers (LOWW) W/O Headlights Interrupt:Diagram1-Combination2
 L9 - Lane Departure Warning - (Bendix Fusion N/ Safety Direct):Diagram1-Combination2
 L9 - PARK LIGHTS - N/Marker Interrupt:Diagram1-Combination2
 L9 - PARK LIGHTS - W/Marker Interrupt 4 pin clockspring:Diagram1-Combination2
 L9 - PARK LIGHTS - W/Marker Interrupt 10pin CLCKSPRING:Diagram1-Combination2
 MODU-LCM-A004-00-01-0009B

Mates

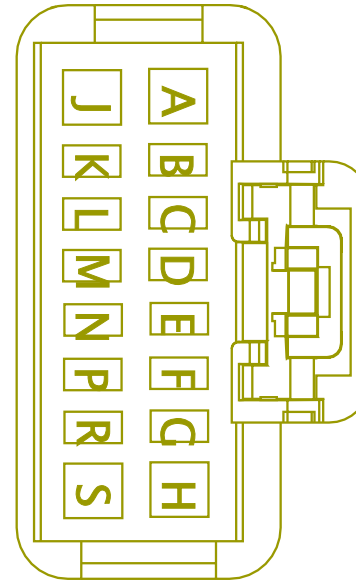
Name	Terminal Part Number	V-Min	Name	Wire Part Number	Wire CSA	Wire Spec	Wire Material description	Wire Color Description	Wire Length	End2 Terminal Part Number	End2 Pin Name	End2 Connect or
A	-	-	AC13D	3510323 R1	0.79	18.0	Thin Wall XLPE Primary Cable	PINK	1115.0	-	-	-
B	-	-	-	-	-	-	-	-	-	-	-	-
B	-	-	WIRE722 884	-	0.0	-	-	-	0.0	-	PIN1	-
C	-	-	-	-	-	-	-	-	-	-	-	-
C	-	-	WIRE722 885	-	0.0	-	-	-	0.0	-	PIN1	-
E	-	-	ZD50A	3510335 R1	0.79	18.0	Thin Wall XLPE Primary Cable	YELLOW 2	2340.0	-	B	1052
E	-	-	ZD50B	3510335 R1	0.79	18.0	Thin Wall XLPE Primary Cable	YELLOW 2	2340.0	-	-	-
E	-	-	ZS50B	2645625 R1	0.35	22.0	Thin Wall XLPE Primary Cable	YELLOW 2	2340.0	-	-	-
E	-	-	ZS50B	2645625 R1	0.35	22.0	Thin Wall XLPE Primary Cable	YELLOW 2	2340.0	-	2	1053
G	-	-	-	-	-	-	-	-	-	-	-	-
H	-	-	ZD50B	3510335 R1	0.79	18.0	Thin Wall XLPE Primary Cable	YELLOW 2	2340.0	-	A	1052

Name	Terminal Part Number	V-Min	Name	Wire Part Number	Wire CSA	Wire Spec	Wire Material description	Wire Color Description	Wire Length	End2 Terminal Part Number	End2 Pin Name	End2 Connector
H	-	-	ZD50A	3510335 R1	0.79	18.0	Thin Wall XLPE Primary Cable	YELLOW 2	2340.0	-	-	-
H	-	-	-	-	-	-	-	-	-	-	-	-
J	-	-	AC11-GN	3510359 R1	0.79	18.0	Thin Wall XLPE Primary Cable	WHITE	1470.0	-	-	-
L	-	-	AC62	3510353 R1	0.79	18.0	Thin Wall XLPE Primary Cable	DARK BLUE	1720.0	-	X	-
L	-	-	AB62	3510353 R1	0.79	18.0	Thin Wall XLPE Primary Cable	DARK BLUE	175.0	-	X	-
M	-	-	AC62DA	3510354 R1	1.16	16.0	Thin Wall XLPE Primary Cable	DARK BLUE	1065.0	-	-	-
P	-	-	AC50	3510335 R1	0.79	18.0	Thin Wall XLPE Primary Cable	YELLOW 2	2220.0	-	E11	J5-1602
P	-	-	AC50	3510335 R1	0.79	18.0	Thin Wall XLPE Primary Cable	YELLOW 2	2220.0	-	-	-
R	-	-	AC9	3510311 R1	0.79	18.0	Thin Wall XLPE Primary Cable	GREY	1080.0	-	-	-

Name	Terminal Part Number	V-Min	Name	Wire Part Number	Wire CSA	Wire Spec	Wire Material description	Wire Color Description	Wire Length	End2 Terminal Part Number	End2 Pin Name	End2 Connector
S	-	-	AC14D	3510365 R1	0.79	18.0	Thin Wall XLPE Primary Cable	RED	895.0	-	-	-

Connector Name 0009
Part Number 4063156C1
Instances

- B6.7 - CAN Layout:HMI Standard J1939 (125Kbps)
- B6.7 - City Horn (W/ 4PIN CLK & P. Brake):Diagram1-Combination1
- B6.7 - City Horn (W/ 4PIN CLK):Diagram1-Combination1
- B6.7 - Exterior Lamp Check:Diagram1
- B6.7 - Fog Lights (Halogen White TOP MTG):Diagram1
- B6.7 - Fog Lights (LED White TOP MTG):Diagram1
- B6.7 - Front Fog Lamps:Diagram1
- B6.7 - Front Fog Lights W CONNECTOR:Diagram1
- B6.7 - Headlight W/Plowlights, W/LOWW, W/O Interrupt:Diagram1-Combination1
- B6.7 - Headlight W/Plowlights, W/O LOWW, W/O Interrupt:Diagram1-Combination1
- B6.7 - Headlights W 10PIN CLK W/LOWW W/O Interrupt:Diagram1-Combination1
- B6.7 - Headlights W 10PIN CLK W/LOWW W/ Interrupt:Diagram1-Combination1
- B6.7 - Headlights W/O Lights ON with wipers (LOWW) W/ Headlights Interrupt:Diagram1-Combination1
- B6.7 - Headlights W/O Lights ON With Wipers (LOWW) W/O Headlights Interrupt:Diagram1-Combination1
- B6.7 - Headlights W/PlowLights, W/LOWW, W/ Interrupt:Diagram1-Combination1
- B6.7 - Headlights W/PlowLights, W/O LOWW, W/ Interrupt:Diagram1-Combination1
- B6.7 - Heating Ventilation & Air Conditioning (HVAC) (Manual W/ PT Transducer N/Low Pressure SW):Diagram1 - HVAC
- B6.7 - Lane Departure Warning - (Bendix Fusion N/ Safety Direct):Diagram1-Combination1
- B6.7 - License Plate Light (Tail Light Single Assy.) W/Less Power Module:Diagram1
- B6.7 - PARK LIGHTS - N/Marker Interrupt:Diagram1-Combination1
- B6.7 - PARK LIGHTS - W/Marker Interrupt 10pin CLCKSPRING:Diagram1-Combination1
- B6.7 - PARK LIGHTS - W/Marker Interrupt 4 pin clockspring:Diagram1-Combination1
- B6.7 - Rear Light (LED BOX LAMP Tail Light):Diagram1
- B6.7 - Rear Light (Tail Light) W Daisy Chain pair of Box Lamps:Diagram1
- B6.7 - Rear Light Tail Light:Diagram1



B6.7 - T-Handle for Allison Without Park Position:Diagram1-Combination1
B6.7 - Transmission Shifter (Eaton T-Handle with Park Pawl):Diagram1-Combination1
B6.7 - Transmission Shifter (T-Handle for Allison; With Park Position):Diagram1-Combination1
B6.7/L9 - Adjustable Engine Speed Control (PTO) 10-pin:Diagram1-Combination1
B6.7/L9 - Automatic Lighting:Diagram1
B6.7/L9 - Automatic Lighting (Dual Sensor Twilight/Solar):Diagram1-LCM-009-W/LOAD SHED
B6.7/L9 - Automatic Lighting - Dual Sensor Twilight/Solar:Diagram1
B6.7/L9 - Cruise Control (W/ One Telltale 10 Pin):Diagram1-Combination1
B6.7/L9 - Door Pod Module (2 Door):Diagram1
B6.7/L9 - Door Pod Module (4 Door):Diagram1
B6.7/L9 - Front Fog Lamps:Diagram1
B6.7/L9 - Hazard Warning Light N/Trlr Socket:Diagram1-Combination1
B6.7/L9 - Headlights (LED CAN) W/ Plow Lights:Diagram3-20" FRAME-LCM-0009-W/LOAD SHED
B6.7/L9 - Instrument Cluster (Premium):Diagram1-Combination1
B6.7/L9 - Lighting Control Module:Diagram1
B6.7/L9 - Panel Backlighting (Cabin Dimmer):Diagram1
B6.7/L9 - Prewire Front Fog Lights:Diagram1
B6.7/L9 - Radio:Diagram1
B6.7/L9 - Radio w/Bluetooth:Diagram1-Combination1
B6.7/L9 - Radio w/Bluetooth without Steering Wheel Pod:Diagram1
B6.7/L9 - Radio w/Steering Wheel Pod:Diagram1-Combination1
L9 - Auxiliary Trailer Power:Diagram1
L9 - CAN Layout:HMI Standard J1939 (125Kbps)
L9 - City Horn (W/ 4PIN CLK & P. Brake):Diagram1-Combination1
L9 - City Horn (W/ 4PIN CLK):Diagram1-Combination1
L9 - Exterior Lamp Check:Diagram1
L9 - Fog Lights (Halogen White TOP MTG):Diagram1
L9 - Fog Lights (LED White TOP MTG):Diagram1
L9 - Front Fog Lamps:Diagram1
L9 - Front Fog Lights W CONNECTOR:Diagram1
L9 - Headlight W/Plowlights W/LOWW W/O Headlight Interrupt -10 PIN CLK:Diagram1-Combination1

L9 - Headlights W 10PIN CLK W/LOWW W/Interrupt:Diagram1-Combination1
 L9 - Headlights W 10PIN CLK W/LOWW W/O Interrupt:Diagram1-Combination1
 L9 - Headlights W/O Lights ON With Wipers (LOWW) W/O Headlights Interrupt:Diagram1-Combination1
 L9 - Headlights W/O Lights ON with wipers (LOWW) W/ Headlights Interrupt:Diagram1-Combination1
 L9 - Headlights W/PlowLights W/Headlight Interrupt -10PIN CLK W/LOWW W/Interrupt:Diagram1-Combination1
 L9 - Headlights W/PlowLights W/O Lights ON with wipers (LOWW) W/ Headlights Interrupt:Diagram1-Combination1
 L9 - Headlights W/Plowlights W/O Lights ON With Wipers (LOWW) W/O Headlights Interrupt:Diagram1-Combination1
 L9 - Heating Ventilation & Air Conditioning (HVAC) (Manual W/PT Transducer N/Low Pressure SW):Diagram1 - HVAC
 L9 - Lane Departure Warning - (Bendix Fusion N/ Safety Direct):Diagram1-Combination1
 L9 - License Plate Light (LED BOX LAMP Daisy Chain Tail Light):Diagram1
 L9 - License Plate Light (LED BOX LAMP Tail Light):Diagram1
 L9 - License Plate Light (Tail Light Single Assy):Diagram1
 L9 - License Plate Light (Tail Light Single Assy) Option2:Diagram1
 L9 - License Plate Light (Tail Light Single Assy) Option3:Diagram1
 L9 - License Plate Light (Tail Light Single Assy) W/Less Power Module:Diagram1
 L9 - PARK LIGHTS - N/Marker Interrupt:Diagram1-Combination1
 L9 - PARK LIGHTS - W/Marker Interrupt 4 pin clockspring:Diagram1-Combination1
 L9 - PARK LIGHTS - W/Marker Interrupt 10pin CLCKSPRING:Diagram1-Combination1
 L9 - Rear Light (LED BOX LAMP Tail Light):Diagram1
 L9 - Rear Light (Tail Light):Diagram1
 L9 - Rear Light (Tail Light) W/Daisy Chain pair of Box Lamps:Diagram1
 L9/B6.7 - Adaptive Cruise Control (Bendix - Fusion 2.0 & W/ Safety Direct & Reg Speakers) option 1:Diagram1
 L9/B6.7 - Adaptive Cruise Control (Bendix - Fusion 2.0 & W/ Safety Direct & Reg Speakers) option 2:Diagram1

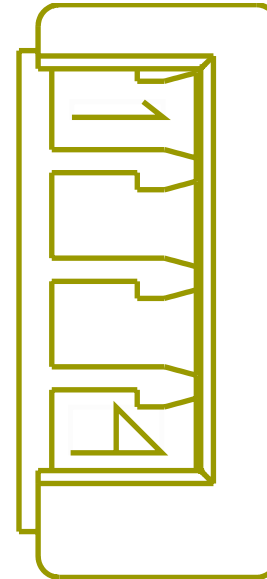
Mates

MODU-LCM-A004-00-01

Name	Terminal Part Number	V-Min	Name	Wire Part Number	Wire CSA	Wire Spec	Wire Material description	Wire Color Description	Wire Length	End2 Terminal Part Number	End2 Pin Name	End2 Connector
A	-	-	AB13D	3510323 R1	0.79	18.0	Thin Wall XLPE Primary Cable	PINK	2570.0	-	-	-
B	-	-	-	-	-	-	-	-	-	-	-	-
B	-	-	WIRE1647	-	0.0	-	-	-	0.0	-	PIN1	-
C	-	-	-	-	-	-	-	-	-	-	-	-
C	-	-	WIRE1648	-	0.0	-	-	-	0.0	-	PIN1	-
E	-	-	ZB50A	3510335 R1	0.79	18.0	Thin Wall XLPE Primary Cable	YELLOW 2	1495.0	-	B	1052
E	-	-	ZB50B	3510335 R1	0.79	18.0	Thin Wall XLPE Primary Cable	YELLOW 2	1495.0	-	-	-
E	-	-	ZM50B	2645625 R1	0.35	22.0	Thin Wall XLPE Primary Cable	YELLOW 2	1495.0	-	-	-
E	-	-	ZM50B	2645625 R1	0.35	22.0	Thin Wall XLPE Primary Cable	YELLOW 2	1495.0	-	2	1053
H	-	-	ZB50B	3510335 R1	0.79	18.0	Thin Wall XLPE Primary Cable	YELLOW 2	1495.0	-	A	1052
H	-	-	ZB50A	3510335 R1	0.79	18.0	Thin Wall XLPE Primary Cable	YELLOW 2	1495.0	-	-	-

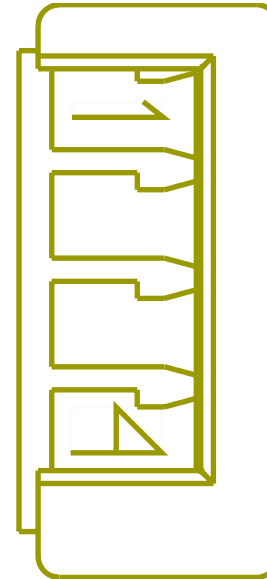
Name	Terminal Part Number	V-Min	Name	Wire Part Number	Wire CSA	Wire Spec	Wire Material description	Wire Color Description	Wire Length	End2 Terminal Part Number	End2 Pin Name	End2 Connector
J	-	-	AB11-GN	3510359 R1	0.79	18.0	Thin Wall XLPE Primary Cable	WHITE	625.0	-	-	-
L	-	-	AB62	3510353 R1	0.79	18.0	Thin Wall XLPE Primary Cable	DARK BLUE	175.0	-	X	-
M	-	-	AB62DA	3510354 R1	1.16	16.0	Thin Wall XLPE Primary Cable	DARK BLUE	1020.0	-	-	-
M	-	-	AB62DC	3510354 R1	1.16	16.0	Thin Wall XLPE Primary Cable	DARK BLUE	857.0	-	-	-
P	-	-	AB50	3510335 R1	0.79	18.0	Thin Wall XLPE Primary Cable	YELLOW 2	1125.0	-	E11	J5-1602
P	-	-	AB50	3510335 R1	0.79	18.0	Thin Wall XLPE Primary Cable	YELLOW 2	1125.0	-	-	-
R	-	-	AB9	3510311 R1	0.79	18.0	Thin Wall XLPE Primary Cable	GREY	1035.0	-	-	-
S	-	-	AB14D	3510365 R1	0.79	18.0	Thin Wall XLPE Primary Cable	RED	2350.0	-	-	-

Connector Name 1000A
 Part Number 4063415C1
 Instances B6.7/L9 - Auxiliary Gauges (Secondary):Diagram1
 B6.7/L9 - Auxiliary Gauges (Primary):Diagram1
 Mates MODU-AUX-0004-00-04A



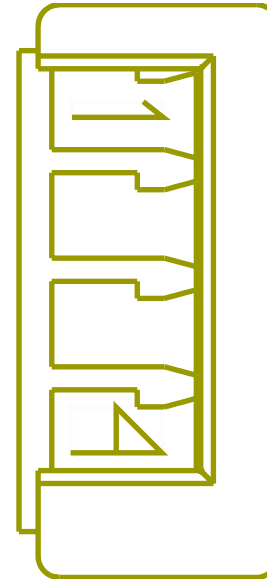
Name	Terminal Part Number	V-Min	Name	Wire Part Number	Wire CSA	Wire Spec	Wire Material description	Wire Color Description	Wire Length	End2 Terminal Part Number	End2 Pin Name	End2 Connector
1	-	-	BG28A	3510328 R1	0.53	20.0	Thin Wall XLPE Primary Cable	TAN	1095.0	-	B9	1500A
3	-	-	BG28B	3510328 R1	0.53	20.0	Thin Wall XLPE Primary Cable	TAN	1095.0	-	B10	1500A
4	-	-	BG28C	3510328 R1	0.53	20.0	Thin Wall XLPE Primary Cable	TAN	1095.0	-	B8	1500A

Connector Name 1000B
 Part Number 4063415C1
 Instances B6.7/L9 - Auxiliary Gauges (Secondary):Diagram1
 Mates MODU-AUX-0004-00-04A



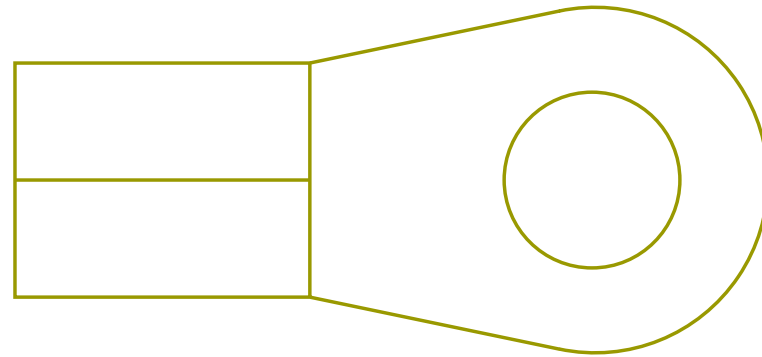
Name	Terminal Part Number	V-Min	Name	Wire Part Number	Wire CSA	Wire Spec	Wire Material description	Wire Color Description	Wire Length	End2 Terminal Part Number	End2 Pin Name	End2 Connector
1	-	-	Aux Gauge STS OUTC	2643676 R1	0.79	18.0	Std. Wall XLPE Primary Cable	TAN	210.0	-	1	1000C
3	-	-	Aux Gauge GND OUTA	2643676 R1	0.79	18.0	Std. Wall XLPE Primary Cable	TAN	210.0	-	3	1000C
4	-	-	Aux Gauge PWR OUTB	2643676 R1	0.79	18.0	Std. Wall XLPE Primary Cable	TAN	210.0	-	4	1000C

Connector Name 1000C
 Part Number 4063415C1
 Instances B6.7/L9 - Auxiliary Gauges (Secondary):Diagram1
 Mates MODU-AUX-0004-00-04B



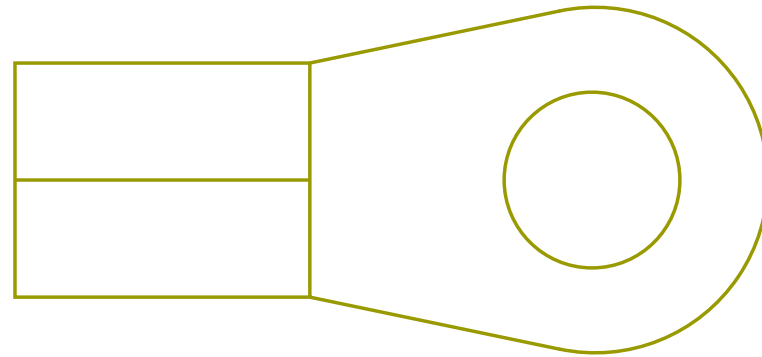
Name	Terminal Part Number	V-Min	Name	Wire Part Number	Wire CSA	Wire Spec	Wire Material description	Wire Color Description	Wire Length	End2 Terminal Part Number	End2 Pin Name	End2 Connector
1	-	-	Aux Gauge STS OUTC	2643676 R1	0.79	18.0	Std. Wall XLPE Primary Cable	TAN	210.0	-	1	1000B
3	-	-	Aux Gauge GND OUTA	2643676 R1	0.79	18.0	Std. Wall XLPE Primary Cable	TAN	210.0	-	3	1000B
4	-	-	Aux Gauge PWR OUTB	2643676 R1	0.79	18.0	Std. Wall XLPE Primary Cable	TAN	210.0	-	4	1000B

Connector Name 1002
 Part Number 2015884C1
 Instances B6.7 - Underhood PDM:PDM - UNDERHOOD
 L9 - Underhood PDM:PDM - UNDERHOOD
 Mates MODU-PDM_UNDERHOOD-0003-00 -04



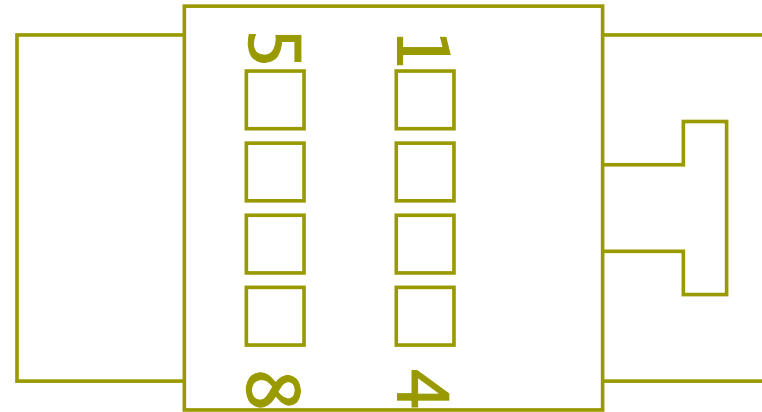
Name	Terminal Part Number	V-Min	Name	Wire Part Number	Wire CSA	Wire Spec	Wire Material description	Wire Color Description	Wire Length	End2 Terminal Part Number	End2 Pin Name	End2 Connector
A	-	-	CD14	2644026 R1	18.94	4.0	Std. Wall XLPE Battery Cable	RED	2190.0	-	-	-

Connector Name 1003
 Part Number 2015884C1
 Instances B6.7 - Underhood PDM:PDM - UNDERHOOD
 L9 - Underhood PDM:PDM - UNDERHOOD
 Mates MODU-PDM_UNDERHOOD-0003-00 -04



Name	Terminal Part Number	V-Min	Name	Wire Part Number	Wire CSA	Wire Spec	Wire Material description	Wire Color Description	Wire Length	End2 Terminal Part Number	End2 Pin Name	End2 Connector
A	-	-	CD14D	2644026 R1	18.94	4.0	Std. Wall XLPE Battery Cable	RED	2310.0	-	-	-


Connector Name 100
 Part Number 3510243C1
 Instances B6.7/L9 - Mirrors (Power) Control Switch Actuated:Diagram1-Combination2



Name	Terminal Part Number	V-Min	Name	Wire Part Number	Wire CSA	Wire Spec	Wire Material description	Wire Color Description	Wire Length	End2 Terminal Part Number	End2 Pin Name	End2 Connector
A1	-	-	EJ62D	3510352 R1	0.53	20.0	Thin Wall XLPE Primary Cable	DARK BLUE	420.0	-	X	-
A2	-	-	EJ78VA	3510298 R1	0.53	20.0	Thin Wall XLPE Primary Cable	LIGHT GREEN	370.0	-	X	-
A3	-	-	EJ78FA	3510298 R1	0.53	20.0	Thin Wall XLPE Primary Cable	LIGHT GREEN	470.0	-	X	-
A4	-	-	EJ78-GC	3510358 R1	0.53	20.0	Thin Wall XLPE Primary Cable	WHITE	710.0	-	X	-


Name	Terminal Part Number	V-Min	Name	Wire Part Number	Wire CSA	Wire Spec	Wire Material description	Wire Color Description	Wire Length	End2 Terminal Part Number	End2 Pin Name	End2 Connector
B1	-	-	EJ78J	3510298 R1	0.53	20.0	Thin Wall XLPE Primary Cable	LIGHT GREEN	1120.0	-	B	5010
B2	-	-	EJ78DA	3510298 R1	0.53	20.0	Thin Wall XLPE Primary Cable	LIGHT GREEN	320.0	-	X	-
B3	-	-	EJ78R	3510298 R1	0.53	20.0	Thin Wall XLPE Primary Cable	LIGHT GREEN	1120.0	-	A	5010
B4	-	-	EJ78EA	3510298 R1	0.53	20.0	Thin Wall XLPE Primary Cable	LIGHT GREEN	270.0	-	X	-

Connector Name 1010
 Part Number RING-M-8_0
 Instances L9 - Cranking (Starter) GEN4 BODY CONTROL MODULE W/
 Thermal Overcrank - External Switch:Diagram1
 L9 - Cranking (Starter) GEN4 BODY CONTROL MODULE W/O
 Thermal Overcrank:Diagram1



Name	Terminal Part Number	V-Min	Name	Wire Part Number	Wire CSA	Wire Spec	Wire Material description	Wire Color Description	Wire Length	End2 Terminal Part Number	End2 Pin Name	End2 Connector
A	-	-	WB2-G	3592742 R1	39.43	1.0	Std. Wall XLPE Battery Cable	WHITE	2615.0	-	A	6335
A	-	-	WB2-G	3592742 R1	39.43	1.0	Std. Wall XLPE Battery Cable	WHITE	2615.0	-	A	1202

Connector Name 1010
 Part Number 3768015C1
 Short Description B1
 Instances B6.7/L9 - Battery Feed:Diagram 1
 Mates POWER DISTRIBUTION BOX



Name	Terminal Part Number	V-Min	Name	Wire Part Number	Wire CSA	Wire Spec	Wire Material description	Wire Color Description	Wire Length	End2 Terminal Part Number	End2 Pin Name	End2 Connector
2	-	-	CD14AB	3510368 R1	3.01	12.0	Thin Wall XLPE Primary Cable	RED	75.0	-	X	-
5	-	-	UL92BT	3510329 R1	0.79	18.0	Thin Wall XLPE Primary Cable	TAN	2195.0	-	-	-
5	-	-	UD14A	3510365 R1	0.79	18.0	Thin Wall XLPE Primary Cable	RED	445.0	-	-	-
6	-	-	VJ70J	3510320 R1	3.01	12.0	Thin Wall XLPE Primary Cable	ORANGE	320.0	-	-	-


Name	Terminal Part Number	V-Min	Name	Wire Part Number	Wire CSA	Wire Spec	Wire Material description	Wire Color Description	Wire Length	End2 Terminal Part Number	End2 Pin Name	End2 Connector
6	-	-	VG70J	3510320 R1	3.01	12.0	Thin Wall XLPE Primary Cable	ORANGE	320.0	-	-	-
7	-	-	AE98H	3510365 R1	0.79	18.0	Thin Wall XLPE Primary Cable	RED	2240.0	-	-	-
7	-	-	AD98H	3510365 R1	0.79	18.0	Thin Wall XLPE Primary Cable	RED	2240.0	-	-	-
8	-	-	AC14D	3510365 R1	0.79	18.0	Thin Wall XLPE Primary Cable	RED	895.0	-	-	-
8	-	-	AB14D	3510365 R1	0.79	18.0	Thin Wall XLPE Primary Cable	RED	2350.0	-	-	-
10	-	-	CD14AC	3510368 R1	3.01	12.0	Thin Wall XLPE Primary Cable	RED	75.0	-	X	-
13	-	-	AA14EE	3510366 R1	1.16	16.0	Thin Wall XLPE Primary Cable	RED	1745.0	-	-	-
14	-	-	TA75AC	2643695 R1	3.01	12.0	Std. Wall XLPE Primary Cable	RED	3415.0	-	-	-

Name	Terminal Part Number	V-Min	Name	Wire Part Number	Wire CSA	Wire Spec	Wire Material description	Wire Color Description	Wire Length	End2 Terminal Part Number	End2 Pin Name	End2 Connect or
15	-	-	EB15	3510365 R1	0.79	18.0	Thin Wall XLPE Primary Cable	RED	1830.0	-	-	-
15	-	-	EE15	3510365 R1	0.79	18.0	Thin Wall XLPE Primary Cable	RED	2300.0	-	-	-
16	-	-	YD14CSB	3510366 R1	1.16	16.0	Thin Wall XLPE Primary Cable	RED	2230.0	-	-	-
18	-	-	CD14AD	3510368 R1	3.01	12.0	Thin Wall XLPE Primary Cable	RED	75.0	-	X	-
21	-	-	UC92DC	3510329 R1	0.79	18.0	Thin Wall XLPE Primary Cable	TAN	1845.0	-	-	-
23	-	-	EN14KBB	3510365 R1	0.79	18.0	Thin Wall XLPE Primary Cable	RED	2783.0	-	-	-
24	-	-	VW14ED	2643686 R1	1.91	14.0	Std. Wall XLPE Primary Cable	RED	3205.0	-	-	-
24	-	-	AN39	-	0.0	16.0	-	RED	0.0	-	-	-
26	-	-	CD14AE	3510368 R1	3.01	12.0	Thin Wall XLPE Primary Cable	RED	75.0	-	X	-

Name	Terminal Part Number	V-Min	Name	Wire Part Number	Wire CSA	Wire Spec	Wire Material description	Wire Color Description	Wire Length	End2 Terminal Part Number	End2 Pin Name	End2 Connector
29	-	-	SM86P	3510299 R1	0.79	18.0	Thin Wall XLPE Primary Cable	LIGHT GREEN	1855.0	-	-	-
30	-	-	RD81B	3510368 R1	3.01	12.0	Thin Wall XLPE Primary Cable	RED	2235.0	-	-	-
30	-	-	RG78V	3510302 R1	3.01	12.0	Thin Wall XLPE Primary Cable	LIGHT GREEN	2235.0	-	-	-
31	-	-	AA14MUX	3510365 R1	0.79	18.0	Thin Wall XLPE Primary Cable	RED	1545.0	-	-	-
32	-	-	HN20	3510300 R1	1.16	16.0	Thin Wall XLPE Primary Cable	LIGHT GREEN	2305.0	-	-	-
34	-	-	CD14AF	3510368 R1	3.01	12.0	Thin Wall XLPE Primary Cable	RED	75.0	-	X	-
37	-	-	MK14TS	3510364 R1	0.53	20.0	Thin Wall XLPE Primary Cable	RED	1950.0	-	-	-
37	-	-	MQ14ED	3510366 R1	1.16	16.0	Thin Wall XLPE Primary Cable	RED	4735.0	-	-	-

Name	Terminal Part Number	V-Min	Name	Wire Part Number	Wire CSA	Wire Spec	Wire Material description	Wire Color Description	Wire Length	End2 Terminal Part Number	End2 Pin Name	End2 Connector
37	-	-	VW14EA	2643760 R1	1.16	16.0	Std. Wall XLPE Primary Cable	RED	4785.0	-	-	-
37	-	-	MM14EB	2643759 R1	0.79	18.0	Std. Wall XLPE Primary Cable	RED	385.0	-	-	-
37	-	-	MP14EA	3510366 R1	1.16	16.0	Thin Wall XLPE Primary Cable	RED	4735.0	-	-	-
38	-	-	RC81A	3510302 R1	3.01	12.0	Thin Wall XLPE Primary Cable	LIGHT GREEN	3045.0	-	-	-
39	-	-	XA94AY	3510314 R1	3.01	12.0	Thin Wall XLPE Primary Cable	GREY	3095.0	-	-	-
39	-	-	XE94AY	2643782 R1	1.91	14.0	Std. Wall XLPE Primary Cable	GREY	3210.0	-	-	-
39	-	-	XS94L	3510314 R1	3.01	12.0	Thin Wall XLPE Primary Cable	GREY	2305.0	-	-	-
40	-	-	LB17BA	3510323 R1	0.79	18.0	Thin Wall XLPE Primary Cable	PINK	1720.0	-	-	-

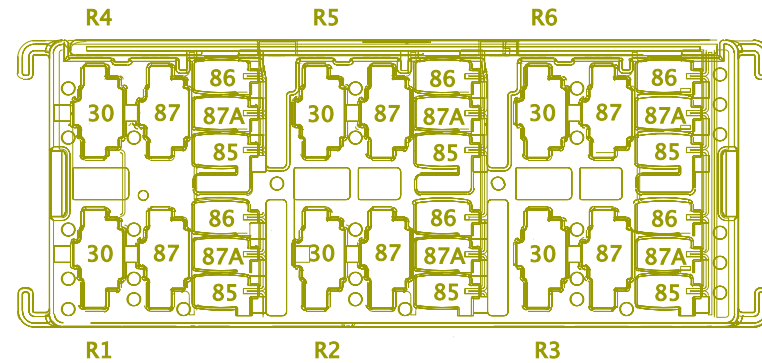
Connector Name 1011
 Part Number RING-M-8_0
 Instances L9 - Cranking (Starter) GEN4 BODY CONTROL MODULE W/
 Thermal Overcrank - External Switch:Diagram1
 L9 - Cranking (Starter) GEN4 BODY CONTROL MODULE W/O
 Thermal Overcrank:Diagram1



Name	Terminal Part Number	V-Min	Name	Wire Part Number	Wire CSA	Wire Spec	Wire Material description	Wire Color Description	Wire Length	End2 Terminal Part Number	End2 Pin Name	End2 Connector
A	-	-	WB2	3592740 R1	39.43	1.0	Std. Wall XLPE Battery Cable	RED	2250.0	-	X	-

Connector Name 1011
 Part Number 3768010C1
 Instances

- B6.7 - Body Builder Lighting - Separate Turn and Stop Lamps (Blunt Cut):Diagram1
- B6.7 - Body Builder Lighting - Separate Turn and Stop Lamps (Blunt Cut) Option2:Diagram1
- B6.7 - Fuel Heater (Vehicle Powered)(Davco):Diagram1-Combination1
- B6.7 - Fuel Heater (Vehicle Powered)(Davco):Diagram1-Combination2
- B6.7 - Fuel Heater (Vehicle Powered)(Davco):Diagram1-Combination3
- B6.7 - Fuel Heater (Vehicle Powered)(Davco):Diagram1-Combination4
- B6.7 - Fuel Heater (Vehicle Powered)(Davco):Diagram1-Combination5
- B6.7 - Fuel Heater (Vehicle Powered)(Davco):Diagram1-Combination6
- B6.7 - Fuel Heater (Vehicle Powered)(Davco):Diagram1-Combination7
- B6.7 - Fuel Heater (Vehicle Powered)(Racor):Diagram1-Combination1
- B6.7 - Fuel Heater (Vehicle Powered)(Racor):Diagram1-Combination2
- B6.7 - Fuel Heater (Vehicle Powered)(Racor):Diagram1-Combination3
- B6.7 - Fuel Heater (Vehicle Powered)(Racor):Diagram1-Combination4
- B6.7 - Fuel Heater (Vehicle Powered)(Racor):Diagram1-Combination5
- B6.7 - TEM _Electric Trailer Brake Controller Activated Stop:Diagram1
- B6.7 - TEM _Electric Trailer Brake Controller Activated Stop Option2:Diagram1
- B6.7 - Trailer Interface (Lighting) – BLUNT CUT (Part of Electric Trailer Brakes):Diagram1
- B6.7 - Trailer Interface (Lighting) – BLUNT CUT (Part of Electric Trailer Brakes) Option2:Diagram1
- B6.7 - Windshield Wipers:Diagram1
- B6.7/L9 - Relays - Grid Management:Diagram1
- L9 - Allision without Switch and with Confirmation Telltale:Diagram1-Combination1



L9 - Allison without Switch and with Confirmation
Telltale:Diagram1-Combination2
L9 - Body Builder Lighting - Separate Turn and Stop Lamps
(Blunt Cut):Diagram1
L9 - Body Builder Lighting - Separate Turn and Stop Lamps
(Blunt Cut) Option2:Diagram1
L9 - Fuel Heater (Vehicle Powered)(Davco):Diagram1-
Combination1
L9 - Fuel Heater (Vehicle Powered)(Davco):Diagram1-
Combination2
L9 - Fuel Heater (Vehicle Powered)(Davco):Diagram1-
Combination3
L9 - Fuel Heater (Vehicle Powered)(Davco):Diagram1-
Combination4
L9 - Fuel Heater (Vehicle Powered)(Davco):Diagram1-
Combination5
L9 - Fuel Heater (Vehicle Powered)(Davco):Diagram1-
Combination6
L9 - Fuel Heater (Vehicle Powered)(Davco):Diagram1-
Combination7
L9 - Fuel Heater (Vehicle Powered)(Racor):Diagram1-
Combination1
L9 - Fuel Heater (Vehicle Powered)(Racor):Diagram1-
Combination2
L9 - Fuel Heater (Vehicle Powered)(Racor):Diagram1-
Combination3
L9 - Fuel Heater (Vehicle Powered)(Racor):Diagram1-
Combination4
L9 - TEM _Electric Trailer Brake Controller Activated Stop
LT:Diagram1
L9 - Trailer Interface (Lighting) – BLUNT CUT (Part of Electric
Trailer Brakes):Diagram1
L9 - Trailer Interface (Lighting) – BLUNT CUT (Part of Electric
Trailer Brakes) Option2:Diagram1
L9 - Windshield Wipers:Diagram1
POWER DISTRIBUTION BOX

Mates

Name	Terminal Part Number	V-Min	Name	Wire Part Number	Wire CSA	Wire Spec	Wire Material description	Wire Color Description	Wire Length	End2 Terminal Part Number	End2 Pin Name	End2 Connector
R1 - 30	-	-	VJ70J	3510320 R1	3.01	12.0	Thin Wall XLPE Primary Cable	ORANGE	320.0	-	-	-
R1 - 30	-	-	VG70J	3510320 R1	3.01	12.0	Thin Wall XLPE Primary Cable	ORANGE	320.0	-	-	-
R1 - 30	-	-	-	-	-	-	-	-	-	-	-	-
R1 - 85	-	-	VJ70-GT	3510359 R1	0.79	18.0	Thin Wall XLPE Primary Cable	WHITE	1935.0	-	-	-
R1 - 85	-	-	VG70-GT	3510359 R1	0.79	18.0	Thin Wall XLPE Primary Cable	WHITE	1935.0	-	-	-
R1 - 85	-	-	-	-	-	-	-	-	-	-	-	-
R1 - 86	-	-	VJ70DA	3510317 R1	0.79	18.0	Thin Wall XLPE Primary Cable	ORANGE	365.0	-	X	-
R1 - 86	-	-	VG70D	3510317 R1	0.79	18.0	Thin Wall XLPE Primary Cable	ORANGE	2350.0	-	F15	J4-1601
R1 - 86	-	-	-	-	-	-	-	-	-	-	-	-
R1 - 87	-	-	TJ70ET	3510369 R1	4.81	10.0	Thin Wall XLPE Primary Cable	RED	1195.0	-	X	-
R1 - 87	-	-	TK70T	3510320 R1	3.01	12.0	Thin Wall XLPE Primary Cable	ORANGE	2315.0	-	9	1701F

Name	Terminal Part Number	V-Min	Name	Wire Part Number	Wire CSA	Wire Spec	Wire Material description	Wire Color Description	Wire Length	End2 Terminal Part Number	End2 Pin Name	End2 Connect or
R1 - 87	-	-	TK70T	3510320 R1	3.01	12.0	Thin Wall XLPE Primary Cable	ORANGE	2315.0	-	9	1701
R2 - 30	-	-	AA82P	3510312 R1	1.16	16.0	Thin Wall XLPE Primary Cable	GREY	0.0	-	R5 - 30	1011
R2 - 85	-	-	AA82M	3510312 R1	1.16	16.0	Thin Wall XLPE Primary Cable	GREY	225.0	-	X	-
R2 - 86	-	-	AA82F	3510311 R1	0.79	18.0	Thin Wall XLPE Primary Cable	GREY	2350.0	-	E7	J4-1601
R2 - 87	-	-	AA82E	3510312 R1	1.16	16.0	Thin Wall XLPE Primary Cable	GREY	225.0	-	X	-
R2 - 87A	-	-	AA82J	3510312 R1	1.16	16.0	Thin Wall XLPE Primary Cable	GREY	3410.0	-	72	1703M
R3 - 30	-	-	GZ92#10 3B	3510329 R1	0.79	18.0	Thin Wall XLPE Primary Cable	TAN	1055.0	-	X	-
R3 - 30	-	-	GX92#10 3B	3510329 R1	0.79	18.0	Thin Wall XLPE Primary Cable	TAN	3410.0	-	55	1703M

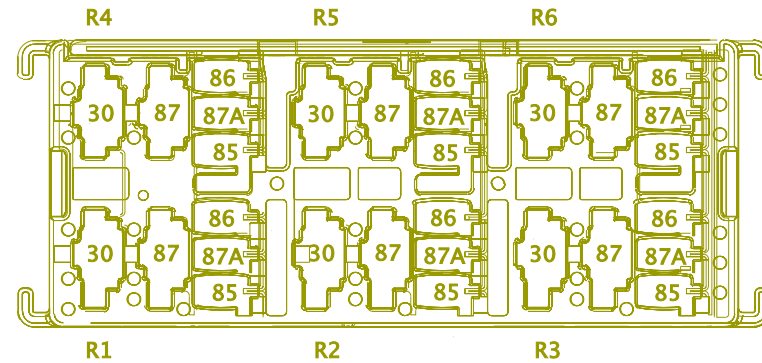
Name	Terminal Part Number	V-Min	Name	Wire Part Number	Wire CSA	Wire Spec	Wire Material description	Wire Color Description	Wire Length	End2 Terminal Part Number	End2 Pin Name	End2 Connector
R3 - 85	-	-	VA92#11 7B	3510329 R1	0.79	18.0	Thin Wall XLPE Primary Cable	TAN	2750.0	-	-	-
R3 - 86	-	-	VA92#11 7A	3510329 R1	0.79	18.0	Thin Wall XLPE Primary Cable	TAN	2350.0	-	E16	J4-1601
R3 - 87	-	-	VA92#11 7C	3510329 R1	0.79	18.0	Thin Wall XLPE Primary Cable	TAN	3410.0	-	43	1703M
R4 - 30	-	-	CD14DA	3510369 R1	4.81	10.0	Thin Wall XLPE Primary Cable	RED	575.0	-	X	-
R4 - 85	-	-	AE11-GR	3510359 R1	0.79	18.0	Thin Wall XLPE Primary Cable	WHITE	1255.0	-	-	-
R4 - 86	-	-	EJ12S	3510341 R1	0.79	18.0	Thin Wall XLPE Primary Cable	LIGHT BLUE	255.0	-	X	-
R4 - 86	-	-	EH12C	3510341 R1	0.79	18.0	Thin Wall XLPE Primary Cable	LIGHT BLUE	2825.0	-	A	J6-1606
R4 - 87	-	-	EH12D	3510344 R1	3.01	12.0	Thin Wall XLPE Primary Cable	LIGHT BLUE	245.0	-	-	-

Name	Terminal Part Number	V-Min	Name	Wire Part Number	Wire CSA	Wire Spec	Wire Material description	Wire Color Description	Wire Length	End2 Terminal Part Number	End2 Pin Name	End2 Connector
R5 - 30	-	-	AA82P	3510312 R1	1.16	16.0	Thin Wall XLPE Primary Cable	GREY	0.0	-	R2 - 30	1011
R5 - 85	-	-	AA82N	3510311 R1	0.79	18.0	Thin Wall XLPE Primary Cable	GREY	225.0	-	X	-
R5 - 86	-	-	AA82H	3510311 R1	0.79	18.0	Thin Wall XLPE Primary Cable	GREY	2350.0	-	E6	J4-1601
R5 - 87	-	-	AA82K	3510312 R1	1.16	16.0	Thin Wall XLPE Primary Cable	GREY	3410.0	-	69	1703M
R5 - 87A	-	-	AA82L	3510312 R1	1.16	16.0	Thin Wall XLPE Primary Cable	GREY	3410.0	-	70	1703M
R6 - 30	-	-	KM18	3510312 R1	1.16	16.0	Thin Wall XLPE Primary Cable	GREY	1135.0	-	X	-
R6 - 85	-	-	KK18A	3510311 R1	0.79	18.0	Thin Wall XLPE Primary Cable	GREY	2350.0	-	F12	J4-1601
R6 - 85	-	-	KM18E	3510311 R1	0.79	18.0	Thin Wall XLPE Primary Cable	GREY	2350.0	-	F12	J4-1601

Name	Terminal Part Number	V-Min	Name	Wire Part Number	Wire CSA	Wire Spec	Wire Material description	Wire Color Description	Wire Length	End2 Terminal Part Number	End2 Pin Name	End2 Connector
R6 - 85	-	-	KL18D	3510311 R1	0.79	18.0	Thin Wall XLPE Primary Cable	GREY	2350.0	-	F12	J4-1601
R6 - 86	-	-	KL18-GB	3510359 R1	0.79	18.0	Thin Wall XLPE Primary Cable	WHITE	1935.0	-	-	-
R6 - 86	-	-	KK18-GB	3510359 R1	0.79	18.0	Thin Wall XLPE Primary Cable	WHITE	1935.0	-	-	-
R6 - 87	-	-	KL18V	3510312 R1	1.16	16.0	Thin Wall XLPE Primary Cable	GREY	365.0	-	-	-
R6 - 87	-	-	KK18V	3510312 R1	1.16	16.0	Thin Wall XLPE Primary Cable	GREY	365.0	-	-	-

Connector Name 1012
 Part Number 3768010C1
 Instances

- B6.7 - Back-Up Alarm (Automatic) W/ Tailboard:Diagram1
- B6.7 - Back-Up Alarm (Automatic) W/O Tailboard:Diagram1
- B6.7 - Backup Light (Dual Daisy Reverse LT) Allison/ZF Trans 1K/2K:Diagram1-Combination1
- B6.7 - Backup Light (Dual Daisy Reverse LT) Allison/ZF Trans 1K/2K:Diagram1-Combination2
- B6.7 - Backup Light (Dual Daisy Reverse LT) Allison/ZF Trans 3K/4K:Diagram1-Combination1
- B6.7 - Backup Light (Dual Daisy Reverse LT) Allison/ZF Trans 3K/4K:Diagram1-Combination2
- B6.7 - Backup Light (Dual Reverse Light) Allison/ZF Trans 1K/2K:Diagram1-Combination1
- B6.7 - Backup Light (Dual Reverse Light) Allison/ZF Trans 1K/2K:Diagram1-Combination2
- B6.7 - Backup Light (Dual Reverse Light) Allison/ZF Trans 3K/4K:Diagram1-Combination1
- B6.7 - Backup Light (Dual Reverse Light) Allison/ZF Trans 3K/4K:Diagram1-Combination2
- B6.7 - Backup Light (Single Reverse Light) Allison 1K/2K:Diagram1-Combination1
- B6.7 - Backup Light (Single Reverse Light) Allison 1K/2K:Diagram1-Combination2
- B6.7 - Backup Light (Single Reverse Light) Allison 3K/4K:Diagram1-Combination1
- B6.7 - Backup Light (Single Reverse Light) Allison 3K/4K:Diagram1-Combination2
- B6.7 - Backup Light Single Reverse Light Allison 1K/2K:Diagram1-Combination1
- B6.7 - Backup Light Single Reverse Light Allison 1K/2K:Diagram1-Combination2
- B6.7 - Backup Light Single Reverse Light Allison 3K/4K:Diagram1-Combination1
- B6.7 - Backup Light Single Reverse Light Allison 3K/4K:Diagram1-Combination2
- B6.7 - Backup Light(Single Reverse Light) Allison 1K/2K:Diagram1-Combination1
- B6.7 - Backup Light(Single Reverse Light) Allison 1K/2K:Diagram1-Combination2
- B6.7 - Backup Light(Single Reverse Light) Allison 3K/4K:Diagram1-Combination1



B6.7 - Backup Light(Single Reverse Light) Allison
3K/4K:Diagram1-Combination2
B6.7 - Backup Lights (Reverse Lights) - Dual Lights with
Precision:Diagram1
B6.7 - Backup Lights (Reverse Lights) - Precision Daisy
Chain:Diagram1
B6.7 - Backup Lights (Reverse Lights) - Precision with Tailboard
Lights:Diagram1
B6.7 - WORK LIGHT With BackUP Alarm - 1 BULB:Diagram1-
Combination1
B6.7 - WORK LIGHT With BackUP Alarm - 1 BULB:Diagram1-
Combination2
L9 - Auxiliary Trailer Power:Diagram1
L9 - Back-Up Alarm (Automatic) W/ Tailboard:Diagram1
L9 - Back-Up Alarm (Automatic) W/O Tailboard:Diagram1
L9 - Backup Light (Dual Daisy Reverse) Allison/ZF Trans
3K/4K:Diagram1-Combination1
L9 - Backup Light (Dual Daisy Reverse) Allison/ZF Trans
3K/4K:Diagram1-Combination2
L9 - Backup Light (Dual Reverse Light) Allison/ZF Trans
3K/4K:Diagram1-Combination1
L9 - Backup Light (Dual Reverse Light) Allison/ZF Trans
3K/4K:Diagram1-Combination2
L9 - Backup Light (Single Reverse Light) - Allison
3K/4K:Diagram1-Combination1
L9 - Backup Light (Single Reverse Light) - Allison
3K/4K:Diagram1-Combination2
L9 - Backup Light (Single Reverse Light) Allison
3K/4K:Diagram1-Combination1
L9 - Backup Light (Single Reverse Light) Allison
3K/4K:Diagram1-Combination2
L9 - Backup Light - (Single Reverse Light) Allison
3K/4K:Diagram1-Combination1
L9 - Backup Light - (Single Reverse Light) Allison
3K/4K:Diagram1-Combination2
L9 - Body Builder Lighting - Combined Turn and Stop Lamps
(Automatic):Diagram1-Combination1
L9 - Body Builder Lighting - Combined Turn and Stop Lamps
(Automatic):Diagram1-Combination2
L9 - Body Builder Lighting - Combined Turn and Stop Lamps
(Manual) Option2:Diagram1-Combination1
L9 - Body Builder Lighting - Combined Turn and Stop Lamps
(Manual) Option2:Diagram1-Combination2

L9 - Body Builder Lighting - Combined Turn and Stop Lamps
 (Manual) Option2:Diagram1-Combination3
 L9 - Body Builder Lighting - Combined Turn and Stop Lamps
 (Manual) Option2:Diagram1-Combination4
 L9 - Remote Start/Stop w/ Emergency Pump:Diagram1
 L9 - WORK LIGHT With BackUP Alarm - 1 BULB:Diagram1-
 Combination1
 L9 - WORK LIGHT With BackUP Alarm - 1 BULB:Diagram1-
 Combination2

Mates

RLY-REV_ALARM/LT-3009-01-0 1A

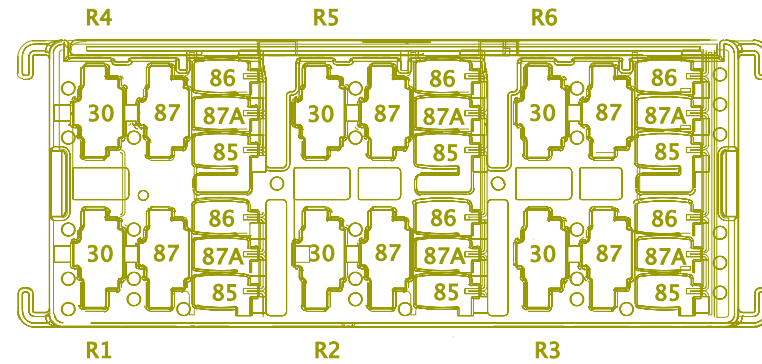
Name	Terminal Part Number	V-Min	Name	Wire Part Number	Wire CSA	Wire Spec	Wire Material description	Wire Color Description	Wire Length	End2 Terminal Part Number	End2 Pin Name	End2 Connector
R2 - 30	-	-	ZJ71A	3510317 R1	0.79	18.0	Thin Wall XLPE Primary Cable	ORANGE	120.0	-	X	-
R2 - 30	-	-	ZL71	3510318 R1	1.16	16.0	Thin Wall XLPE Primary Cable	ORANGE	475.0	-	-	-
R2 - 30	-	-	ZC71A	3510317 R1	0.79	18.0	Thin Wall XLPE Primary Cable	ORANGE	240.0	-	X	-
R2 - 85	-	-	ZC92#16 5A	3510329 R1	0.79	18.0	Thin Wall XLPE Primary Cable	TAN	3505.0	-	45	1703M
R2 - 85	-	-	ZJ92#16 5A	3510329 R1	0.79	18.0	Thin Wall XLPE Primary Cable	TAN	3505.0	-	45	1703M
R2 - 85	-	-	ZL71B	3510359 R1	0.79	18.0	Thin Wall XLPE Primary Cable	WHITE	3505.0	-	1	1703M

Name	Terminal Part Number	V-Min	Name	Wire Part Number	Wire CSA	Wire Spec	Wire Material description	Wire Color Description	Wire Length	End2 Terminal Part Number	End2 Pin Name	End2 Connector
R2 - 86	-	-	ZJ71B	3510359 R1	0.79	18.0	Thin Wall XLPE Primary Cable	WHITE	120.0	-	X	-
R2 - 86	-	-	ZL71AB	3510329 R1	0.79	18.0	Thin Wall XLPE Primary Cable	TAN	3505.0	-	45	1703M
R2 - 86	-	-	ZC71B	3510359 R1	0.79	18.0	Thin Wall XLPE Primary Cable	WHITE	240.0	-	X	-
R2 - 87	-	-	ZJ71AB	3510318 R1	1.16	16.0	Thin Wall XLPE Primary Cable	ORANGE	1805.0	-	-	-
R2 - 87	-	-	ZC71BA	3510318 R1	1.16	16.0	Thin Wall XLPE Primary Cable	ORANGE	2410.0	-	-	-
R2 - 87	-	-	ZL71BA	3510318 R1	1.16	16.0	Thin Wall XLPE Primary Cable	ORANGE	1805.0	-	-	-
R2 - 87	-	-	ZC71BA	3510318 R1	1.16	16.0	Thin Wall XLPE Primary Cable	ORANGE	2410.0	-	1	1701
R2 - 87	-	-	ZC71BA	3510318 R1	1.16	16.0	Thin Wall XLPE Primary Cable	ORANGE	2410.0	-	1	1701F

Name	Terminal Part Number	V-Min	Name	Wire Part Number	Wire CSA	Wire Spec	Wire Material description	Wire Color Description	Wire Length	End2 Terminal Part Number	End2 Pin Name	End2 Connector
R2 - 87	-	-	ZL71AC	3510318 R1	1.16	16.0	Thin Wall XLPE Primary Cable	ORANGE	1805.0	-	-	-
R4 - 30	-	-	TH14SC	3510368 R1	3.01	12.0	Thin Wall XLPE Primary Cable	RED	460.0	-	-	-
R4 - 85	-	-	TH72	3510317 R1	0.79	18.0	Thin Wall XLPE Primary Cable	ORANGE	2445.0	-	E11	J4-1601
R4 - 86	-	-	TH72-GA	3510359 R1	0.79	18.0	Thin Wall XLPE Primary Cable	WHITE	2030.0	-	-	-
R4 - 87	-	-	TH72A	3510320 R1	3.01	12.0	Thin Wall XLPE Primary Cable	ORANGE	2410.0	-	11	1701
R5 - 30	-	-	VN70JA	3510320 R1	3.01	12.0	Thin Wall XLPE Primary Cable	ORANGE	495.0	-	-	-
R5 - 85	-	-	VJ70-GV	3510359 R1	0.79	18.0	Thin Wall XLPE Primary Cable	WHITE	2030.0	-	-	-
R5 - 86	-	-	VJ70DB	3510317 R1	0.79	18.0	Thin Wall XLPE Primary Cable	ORANGE	460.0	-	X	-

Name	Terminal Part Number	V-Min	Name	Wire Part Number	Wire CSA	Wire Spec	Wire Material description	Wire Color Description	Wire Length	End2 Terminal Part Number	End2 Pin Name	End2 Connector
R5 - 86	-	-	VN70D	3510317 R1	0.79	18.0	Thin Wall XLPE Primary Cable	ORANGE	2445.0	-	F15	J4-1601
R5 - 87	-	-	VQ70TA	3510320 R1	3.01	12.0	Thin Wall XLPE Primary Cable	ORANGE	1410.0	-	X	-
R5 - 87	-	-	VS70TA	3510320 R1	3.01	12.0	Thin Wall XLPE Primary Cable	ORANGE	2410.0	-	72	1701
R5 - 87	-	-	VL70TA	3510320 R1	3.01	12.0	Thin Wall XLPE Primary Cable	ORANGE	2410.0	-	72	1701
R6 - 30	-	-	LJ104DA	3510354 R1	1.16	16.0	Thin Wall XLPE Primary Cable	DARK BLUE	460.0	-	-	-
R6 - 85	-	-	LJ104DC	3510353 R1	0.79	18.0	Thin Wall XLPE Primary Cable	DARK BLUE	2445.0	-	E1	J4-1601
R6 - 86	-	-	DF13DU	3510311 R1	0.79	18.0	Thin Wall XLPE Primary Cable	GREY	390.0	-	-	-
R6 - 87	-	-	LJ104DB	3510354 R1	1.16	16.0	Thin Wall XLPE Primary Cable	DARK BLUE	2410.0	-	44	1701

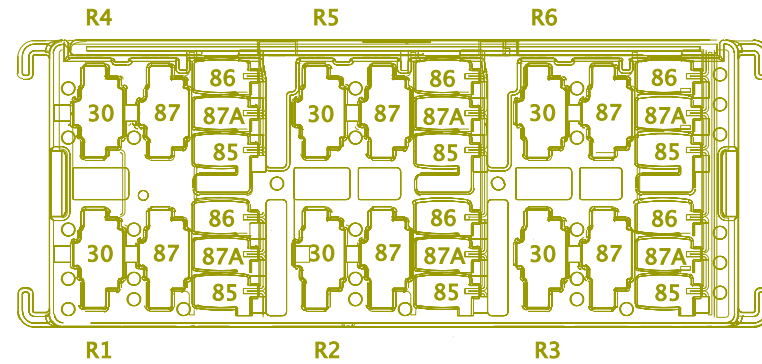
Connector Name 1012
 Part Number 3768010C1
 Instances B6.7/L9 - Body Builder Aux Power (In Cab, BOC, or EOF):Diagram1-Option 1 (In Cab, W/08HAU)
 B6.7/L9 - Body Builder Aux Power (In Cab, BOC, or EOF):Diagram1-Option 2 (Back-of-Cab, W/08HAB)
 B6.7/L9 - Body Builder Aux Power (In Cab, BOC, or EOF):Diagram1-Option 3 (End-of-Frame, W/08HAE)
 Mates RLY-AUX_TRAILER-3005-01-02A



Name	Terminal Part Number	V-Min	Name	Wire Part Number	Wire CSA	Wire Spec	Wire Material description	Wire Color Description	Wire Length	End2 Terminal Part Number	End2 Pin Name	End2 Connector
R4 - 30	-	-	VK14BA	3510366 R1	1.16	16.0	Thin Wall XLPE Primary Cable	RED	460.0	-	-	-
R4 - 85	-	-	VK12-GCL	3510359 R1	0.79	18.0	Thin Wall XLPE Primary Cable	WHITE	2060.0	-	-	-
R4 - 86	-	-	EJ12T	3510341 R1	0.79	18.0	Thin Wall XLPE Primary Cable	LIGHT BLUE	350.0	-	X	-
R4 - 87	-	-	VT12BB	3510342 R1	1.16	16.0	Thin Wall XLPE Primary Cable	LIGHT BLUE	5080.0	-	F	A01-445 OM

Name	Terminal Part Number	V-Min	Name	Wire Part Number	Wire CSA	Wire Spec	Wire Material description	Wire Color Description	Wire Length	End2 Terminal Part Number	End2 Pin Name	End2 Connector
R4 - 87	-	-	VP12BB	3510342 R1	1.16	16.0	Thin Wall XLPE Primary Cable	LIGHT BLUE	2410.0	-	75	1701

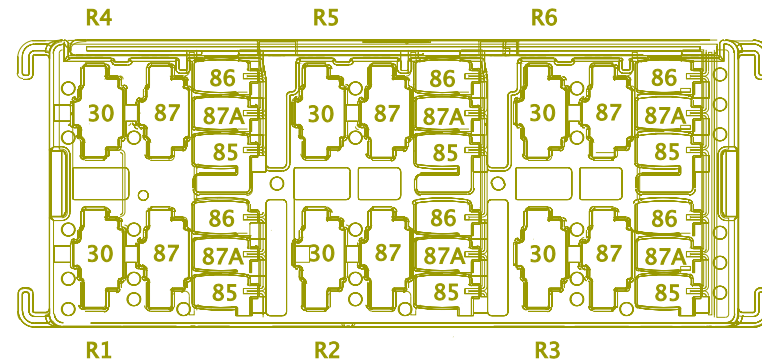
Connector Name 1013
 Part Number 3768010C1
 Instances B6.7/L9 - Mirrors (Heat) [Switch Pack Actuated includes Hood Mirrors]:Diagram1
 B6.7/L9 - Mirrors (Heat) [Switch Pack Actuated Relay Driven]:Diagram1
 Mates POWER DISTRIBUTION BOX



Name	Terminal Part Number	V-Min	Name	Wire Part Number	Wire CSA	Wire Spec	Wire Material description	Wire Color Description	Wire Length	End2 Terminal Part Number	End2 Pin Name	End2 Connector
R1 - 30	-	-	RF78RP	3510300 R1	1.16	16.0	Thin Wall XLPE Primary Cable	LIGHT GREEN	490.0	-	-	-
R1 - 85	-	-	RF78RR	3510359 R1	0.79	18.0	Thin Wall XLPE Primary Cable	WHITE	2045.0	-	-	-
R1 - 86	-	-	RN78RK	3510299 R1	0.79	18.0	Thin Wall XLPE Primary Cable	LIGHT GREEN	215.0	-	X	-
R1 - 86	-	-	RP78RC	3510299 R1	0.79	18.0	Thin Wall XLPE Primary Cable	LIGHT GREEN	2460.0	-	F13	J4-1601

Name	Terminal Part Number	V-Min	Name	Wire Part Number	Wire CSA	Wire Spec	Wire Material description	Wire Color Description	Wire Length	End2 Terminal Part Number	End2 Pin Name	End2 Connector
R1 - 86	-	-	RN78RE	3510299 R1	0.79	18.0	Thin Wall XLPE Primary Cable	LIGHT GREEN	215.0	-	X	-
R1 - 87	-	-	RF78	3510300 R1	1.16	16.0	Thin Wall XLPE Primary Cable	LIGHT GREEN	2150.0	-	X	-

Connector Name 1014
 Part Number 3768010C1
 Instances B6.7 - Starter Interlock (BCM LSD Controlled w/ Relay & N/ Auto SS) EATON XMSN:Diagram1
 B6.7 - Starter Interlock (BCM LSD Controlled w/ Relay) Eaton Procision:Diagram1
 B6.7/L9 - Heated Mirrors (Hood with Door Pods):Diagram1
 B6.7/L9 - Heated Windshield:Diagram1
 B6.7/L9 - Mirrors (Heat) [Switch Pack Actuated includes Hood Mirrors]:Diagram1
 B6.7/L9 - Relays - Grid Management:Diagram1
 L9 - Starter Interlock (BCM LSD Controlled w/ Relay & N/ Auto SS) EATON XMSN:Diagram1
 Mates POWER DISTRIBUTION BOX




Name	Terminal Part Number	V-Min	Name	Wire Part Number	Wire CSA	Wire Spec	Wire Material description	Wire Color Description	Wire Length	End2 Terminal Part Number	End2 Pin Name	End2 Connector
R1 - 30	-	-	RK78E	3510301 R1	1.91	14.0	Thin Wall XLPE Primary Cable	LIGHT GREEN	525.0	-	R5 - 30	1014
R1 - 85	-	-	RK78-GD	3510359 R1	0.79	18.0	Thin Wall XLPE Primary Cable	WHITE	2875.0	-	-	-
R1 - 86	-	-	RK78BC	3510300 R1	1.16	16.0	Thin Wall XLPE Primary Cable	LIGHT GREEN	170.0	-	X	-
R1 - 87	-	-	RK78D	3510295 R1	1.91	14.0	Thin Wall XLPE Primary Cable	BLACK	2460.0	-	A	J2

Name	Terminal Part Number	V-Min	Name	Wire Part Number	Wire CSA	Wire Spec	Wire Material description	Wire Color Description	Wire Length	End2 Terminal Part Number	End2 Pin Name	End2 Connector
R2 - 30	-	-	UD14A	3510365 R1	0.79	18.0	Thin Wall XLPE Primary Cable	RED	445.0	-	-	-
R2 - 85	-	-	UD92-GC	3510359 R1	0.79	18.0	Thin Wall XLPE Primary Cable	WHITE	3535.0	-	21	1703M
R2 - 86	-	-	UD92B	3510329 R1	0.79	18.0	Thin Wall XLPE Primary Cable	TAN	3535.0	-	28	1703M
R2 - 87	-	-	UD17B	3510323 R1	0.79	18.0	Thin Wall XLPE Primary Cable	PINK	2950.0	-	M	J6-1606
R4 - 30	-	-	CD14DB	3510369 R1	4.81	10.0	Thin Wall XLPE Primary Cable	RED	580.0	-	X	-
R4 - 85	-	-	AE11-GY	3510359 R1	0.79	18.0	Thin Wall XLPE Primary Cable	WHITE	1380.0	-	-	-
R4 - 86	-	-	DJ13DF	3510323 R1	0.79	18.0	Thin Wall XLPE Primary Cable	PINK	420.0	-	X	-
R4 - 87	-	-	DJ13DG	3510326 R1	3.01	12.0	Thin Wall XLPE Primary Cable	PINK	525.0	-	-	-

Name	Terminal Part Number	V-Min	Name	Wire Part Number	Wire CSA	Wire Spec	Wire Material description	Wire Color Description	Wire Length	End2 Terminal Part Number	End2 Pin Name	End2 Connector
R5 - 30	-	-	RK78E	3510301 R1	1.91	14.0	Thin Wall XLPE Primary Cable	LIGHT GREEN	525.0	-	R1 - 30	1014
R5 - 85	-	-	RK78-GC	3510359 R1	0.79	18.0	Thin Wall XLPE Primary Cable	WHITE	2875.0	-	-	-
R5 - 86	-	-	RK78F	3510299 R1	0.79	18.0	Thin Wall XLPE Primary Cable	LIGHT GREEN	170.0	-	X	-
R5 - 87	-	-	RK78B	3510295 R1	1.91	14.0	Thin Wall XLPE Primary Cable	BLACK	3595.0	-	A	J3
R6 - 30	-	-	RM78AA	3510300 R1	1.16	16.0	Thin Wall XLPE Primary Cable	LIGHT GREEN	490.0	-	-	-
R6 - 85	-	-	RL78RN	3510359 R1	0.79	18.0	Thin Wall XLPE Primary Cable	WHITE	2060.0	-	-	-
R6 - 85	-	-	RM78RM	3510359 R1	0.79	18.0	Thin Wall XLPE Primary Cable	WHITE	2060.0	-	-	-
R6 - 86	-	-	RR78RC	3510299 R1	0.79	18.0	Thin Wall XLPE Primary Cable	LIGHT GREEN	2475.0	-	F13	J4-1601


Name	Terminal Part Number	V-Min	Name	Wire Part Number	Wire CSA	Wire Spec	Wire Material description	Wire Color Description	Wire Length	End2 Terminal Part Number	End2 Pin Name	End2 Connect or
R6 - 86	-	-	RN78RD	3510299 R1	0.79	18.0	Thin Wall XLPE Primary Cable	LIGHT GREEN	230.0	-	X	-
R6 - 87	-	-	RM78AB	3510300 R1	1.16	16.0	Thin Wall XLPE Primary Cable	LIGHT GREEN	1350.0	-	X	-
R6 - 87	-	-	RL78AB	3510300 R1	1.16	16.0	Thin Wall XLPE Primary Cable	LIGHT GREEN	2360.0	-	63	1700

Connector Name 1015
 Part Number 3768015C1
 Instances B6.7/L9 - Key Switch Ignition:Diagram 1
 Mates POWER DISTRIBUTION BOX



Name	Terminal Part Number	V-Min	Name	Wire Part Number	Wire CSA	Wire Spec	Wire Material description	Wire Color Description	Wire Length	End2 Terminal Part Number	End2 Pin Name	End2 Connector
14	-	-	DL13AB	3510323 R1	0.79	18.0	Thin Wall XLPE Primary Cable	PINK	1000.0	-	-	-

Connector Name 1015
 Part Number 3768015C1
 Instances B6.7/L9 - Key Switch Ignition:Diagram 1
 Mates POWER DISTRIBUTION BOX



Name	Terminal Part Number	V-Min	Name	Wire Part Number	Wire CSA	Wire Spec	Wire Material description	Wire Color Description	Wire Length	End2 Terminal Part Number	End2 Pin Name	End2 Connector
2	-	-	DJ13DJ	3510326 R1	3.01	12.0	Thin Wall XLPE Primary Cable	PINK	230.0	-	X	-
5	-	-	MQ13EE	3510324 R1	1.16	16.0	Thin Wall XLPE Primary Cable	PINK	4955.0	-	-	-
5	-	-	MM13EE	3510323 R1	0.79	18.0	Thin Wall XLPE Primary Cable	PINK	4955.0	-	-	-
5	-	-	MK13TS	3510322 R1	0.53	20.0	Thin Wall XLPE Primary Cable	PINK	2170.0	-	-	-

Name	Terminal Part Number	V-Min	Name	Wire Part Number	Wire CSA	Wire Spec	Wire Material description	Wire Color Description	Wire Length	End2 Terminal Part Number	End2 Pin Name	End2 Connector
5	-	-	VW13EE	3510324 R1	1.16	16.0	Thin Wall XLPE Primary Cable	PINK	5005.0	-	-	-
5	-	-	AA14A	2645255 R1	18.94	4.0	SGX FLEX 125C	RED	550.0	-	-	-
6	-	-	HJ87KA	3510311 R1	0.79	18.0	Thin Wall XLPE Primary Cable	GREY	2445.0	-	-	-
8	-	-	WD44Y	3510312 R1	1.16	16.0	Thin Wall XLPE Primary Cable	GREY	2445.0	-	-	-
10	-	-	DJ13DK	3510326 R1	3.01	12.0	Thin Wall XLPE Primary Cable	PINK	230.0	-	X	-
13	-	-	KR59J	3510311 R1	0.79	18.0	Thin Wall XLPE Primary Cable	GREY	2840.0	-	-	-
13	-	-	KT59JB	3510311 R1	0.79	18.0	Thin Wall XLPE Primary Cable	GREY	290.0	-	-	-
13	-	-	KS59JB	3510311 R1	0.79	18.0	Thin Wall XLPE Primary Cable	GREY	290.0	-	-	-
13	-	-	KU59JB	3510311 R1	0.79	18.0	Thin Wall XLPE Primary Cable	GREY	290.0	-	-	-
13	-	-	AP13LA	-	0.0	14.0	-	PINK	0.0	-	-	-

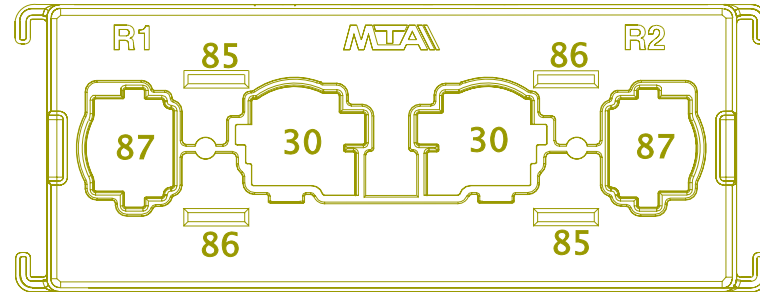
Name	Terminal Part Number	V-Min	Name	Wire Part Number	Wire CSA	Wire Spec	Wire Material description	Wire Color Description	Wire Length	End2 Terminal Part Number	End2 Pin Name	End2 Connector
13	-	-	AQ13LA	-	0.0	14.0	-	PINK	0.0	-	-	-
15	-	-	ZA71BB	3510318 R1	1.16	16.0	Thin Wall XLPE Primary Cable	ORANGE	3620.0	-	-	-
15	-	-	ZH71AA	3510318 R1	1.16	16.0	Thin Wall XLPE Primary Cable	ORANGE	3620.0	-	-	-
15	-	-	ZC71	3510318 R1	1.16	16.0	Thin Wall XLPE Primary Cable	ORANGE	355.0	-	-	-
15	-	-	ZL71	3510318 R1	1.16	16.0	Thin Wall XLPE Primary Cable	ORANGE	475.0	-	-	-
15	-	-	ZL71B	3510359 R1	0.79	18.0	Thin Wall XLPE Primary Cable	WHITE	3505.0	-	-	-
16	-	-	AB13D	3510323 R1	0.79	18.0	Thin Wall XLPE Primary Cable	PINK	2570.0	-	-	-
16	-	-	AC13D	3510323 R1	0.79	18.0	Thin Wall XLPE Primary Cable	PINK	1115.0	-	-	-
18	-	-	DJ13DL	3510326 R1	3.01	12.0	Thin Wall XLPE Primary Cable	PINK	230.0	-	X	-

Name	Terminal Part Number	V-Min	Name	Wire Part Number	Wire CSA	Wire Spec	Wire Material description	Wire Color Description	Wire Length	End2 Terminal Part Number	End2 Pin Name	End2 Connector
21	-	-	SJ86P	3510300 R1	1.16	16.0	Thin Wall XLPE Primary Cable	LIGHT GREEN	2455.0	-	-	-
21	-	-	SH86P	3510300 R1	1.16	16.0	Thin Wall XLPE Primary Cable	LIGHT GREEN	5440.0	-	-	-
22	-	-	RF78RP	3510300 R1	1.16	16.0	Thin Wall XLPE Primary Cable	LIGHT GREEN	490.0	-	-	-
22	-	-	RL78RP	-	0.0	16.0	-	LIGHT GREEN	0.0	-	-	-
23	-	-	AA13EA	3510323 R1	0.79	18.0	Thin Wall XLPE Primary Cable	PINK	1965.0	-	-	-
24	-	-	UN92YD	3510330 R1	1.16	16.0	Thin Wall XLPE Primary Cable	TAN	1470.0	-	-	-
24	-	-	AA23M	-	0.0	12.0	-	RED	0.0	-	-	-
26	-	-	DJ13DM	3510326 R1	3.01	12.0	Thin Wall XLPE Primary Cable	PINK	230.0	-	X	-
29	-	-	YD67A	3510324 R1	1.16	16.0	Thin Wall XLPE Primary Cable	PINK	2200.0	-	-	-
29	-	-	YA67A	3510324 R1	1.16	16.0	Thin Wall XLPE Primary Cable	PINK	2445.0	-	-	-

Name	Terminal Part Number	V-Min	Name	Wire Part Number	Wire CSA	Wire Spec	Wire Material description	Wire Color Description	Wire Length	End2 Terminal Part Number	End2 Pin Name	End2 Connector
30	-	-	KH39A	3510312 R1	1.16	16.0	Thin Wall XLPE Primary Cable	GREY	2525.0	-	-	-
31	-	-	LL13B	3510324 R1	1.16	16.0	Thin Wall XLPE Primary Cable	PINK	375.0	-	-	-
32	-	-	MA97F	3510348 R1	1.16	16.0	Thin Wall XLPE Primary Cable	VIOLET	3620.0	-	-	-
34	-	-	DJ13DN	3510326 R1	3.01	12.0	Thin Wall XLPE Primary Cable	PINK	230.0	-	X	-
37	-	-	XA94V	3510311 R1	0.79	18.0	Thin Wall XLPE Primary Cable	GREY	3315.0	-	-	-
37	-	-	XE94V	2643782 R1	1.91	14.0	Std. Wall XLPE Primary Cable	GREY	3430.0	-	-	-
37	-	-	XU90E	3510311 R1	0.79	18.0	Thin Wall XLPE Primary Cable	GREY	2525.0	-	-	-
38	-	-	KH39	3510312 R1	1.16	16.0	Thin Wall XLPE Primary Cable	GREY	2525.0	-	-	-
38	-	-	KX39	-	0.0	16.0	-	GREY	0.0	-	-	-

Name	Terminal Part Number	V-Min	Name	Wire Part Number	Wire CSA	Wire Spec	Wire Material description	Wire Color Description	Wire Length	End2 Terminal Part Number	End2 Pin Name	End2 Connector
39	-	-	YB67TA	3510323 R1	0.79	18.0	Thin Wall XLPE Primary Cable	PINK	2525.0	-	-	-
40	-	-	AK67A	-	0.0	16.0	-	PINK	0.0	-	-	-
40	-	-	AM67AA1	-	0.0	18.0	-	PINK	0.0	-	-	-


Connector Name 1016
 Part Number 4100070C1
 Instances B6.7/L9 - Relays - Grid Management:Diagram1
 Mates POWER DISTRIBUTION BOX



Name	Terminal Part Number	V-Min	Name	Wire Part Number	Wire CSA	Wire Spec	Wire Material description	Wire Color Description	Wire Length	End2 Terminal Part Number	End2 Pin Name	End2 Connector
R1 - 30	-	-	CD14C	3525611 R1	7.48	8.0	Thin Wall XLPE Primary Cable	RED	685.0	-	X	-
R1 - 87	-	-	CD14CA	3525611 R1	7.48	8.0	Thin Wall XLPE Primary Cable	RED	455.0	-	-	-
R2 - 30	-	-	CD14DC	3525611 R1	7.48	8.0	Thin Wall XLPE Primary Cable	RED	685.0	-	X	-
R2 - 85	-	-	AE11-GZ	3510359 R1	0.79	18.0	Thin Wall XLPE Primary Cable	WHITE	1485.0	-	-	-

Name	Terminal Part Number	V-Min	Name	Wire Part Number	Wire CSA	Wire Spec	Wire Material description	Wire Color Description	Wire Length	End2 Terminal Part Number	End2 Pin Name	End2 Connector
R2 - 86	-	-	DJ13DE	3510323 R1	0.79	18.0	Thin Wall XLPE Primary Cable	PINK	525.0	-	X	-
R2 - 87	-	-	DJ13DH	3525611 R1	7.48	8.0	Thin Wall XLPE Primary Cable	RED	170.0	-	-	-

Connector Name 1017
 Part Number 3768015C1
 Instances B6.7/L9 - Battery Feed:Diagram 1
 B6.7/L9 - Key Switch Accessory:Diagram 1
 B6.7/L9 - Key Switch Ignition:Diagram 1
 Mates POWER DISTRIBUTION BOX



Name	Terminal Part Number	V-Min	Name	Wire Part Number	Wire CSA	Wire Spec	Wire Material description	Wire Color Description	Wire Length	End2 Terminal Part Number	End2 Pin Name	End2 Connector
1	-	-	CD14CG	3510368 R1	3.01	12.0	Thin Wall XLPE Primary Cable	RED	140.0	-	X	-
2	-	-	CD14CH	3510368 R1	3.01	12.0	Thin Wall XLPE Primary Cable	RED	140.0	-	X	-
3	-	-	EH12J	3510341 R1	0.79	18.0	Thin Wall XLPE Primary Cable	LIGHT BLUE	120.0	-	X	-
4	-	-	CD14AG	3510368 R1	3.01	12.0	Thin Wall XLPE Primary Cable	RED	280.0	-	X	-

Name	Terminal Part Number	V-Min	Name	Wire Part Number	Wire CSA	Wire Spec	Wire Material description	Wire Color Description	Wire Length	End2 Terminal Part Number	End2 Pin Name	End2 Connector
5	-	-	NP14DCE	2643759 R1	0.79	18.0	Std. Wall XLPE Primary Cable	RED	810.0	-	-	-
6	-	-	QF14A	3510368 R1	3.01	12.0	Thin Wall XLPE Primary Cable	RED	4870.0	-	-	-
6	-	-	QE14A	3510368 R1	3.01	12.0	Thin Wall XLPE Primary Cable	RED	3556.0	-	-	-
8	-	-	TJ14NS	3510296 R1	3.01	12.0	Thin Wall XLPE Primary Cable	BLACK	2050.0	-	-	-
10	-	-	CD14CB	3510368 R1	3.01	12.0	Thin Wall XLPE Primary Cable	RED	140.0	-	X	-
13	-	-	NE14A	3510322 R1	0.53	20.0	Thin Wall XLPE Primary Cable	PINK	2030.0	-	-	-
13	-	-	LJ104DA	3510354 R1	1.16	16.0	Thin Wall XLPE Primary Cable	DARK BLUE	460.0	-	-	-
14	-	-	JB86C	3510301 R1	1.91	14.0	Thin Wall XLPE Primary Cable	LIGHT GREEN	1270.0	-	-	-


Name	Terminal Part Number	V-Min	Name	Wire Part Number	Wire CSA	Wire Spec	Wire Material description	Wire Color Description	Wire Length	End2 Terminal Part Number	End2 Pin Name	End2 Connect or
15	-	-	AA63BD	3510353 R1	0.79	18.0	Thin Wall XLPE Primary Cable	DARK BLUE	2275.0	-	-	-
16	-	-	MH26D	2643676 R1	0.79	18.0	Std. Wall XLPE Primary Cable	TAN	3445.0	-	-	-
16	-	-	MJ26D	2643676 R1	0.79	18.0	Std. Wall XLPE Primary Cable	TAN	3445.0	-	-	-
16	-	-	AQ14RA	-	0.0	14.0	-	PINK	0.0	-	-	-
16	-	-	AP14RA	-	0.0	14.0	-	PINK	0.0	-	-	-
17	-	-	CD14CC	3510368 R1	3.01	12.0	Thin Wall XLPE Primary Cable	RED	140.0	-	X	-
18	-	-	CD14CD	3510368 R1	3.01	12.0	Thin Wall XLPE Primary Cable	RED	140.0	-	X	-
19	-	-	CD14CE	3510368 R1	3.01	12.0	Thin Wall XLPE Primary Cable	RED	140.0	-	X	-
20	-	-	CD14CF	3510368 R1	3.01	12.0	Thin Wall XLPE Primary Cable	RED	140.0	-	X	-
21	-	-	KL18V	3510312 R1	1.16	16.0	Thin Wall XLPE Primary Cable	GREY	365.0	-	-	-

Name	Terminal Part Number	V-Min	Name	Wire Part Number	Wire CSA	Wire Spec	Wire Material description	Wire Color Description	Wire Length	End2 Terminal Part Number	End2 Pin Name	End2 Connect or
21	-	-	KK18V	3510312 R1	1.16	16.0	Thin Wall XLPE Primary Cable	GREY	365.0	-	-	-
21	-	-	7V18V9	-	0.0	16.0	-	GREY	0.0	-	-	-
22	-	-	TH14SC	3510368 R1	3.01	12.0	Thin Wall XLPE Primary Cable	RED	460.0	-	-	-
22	-	-	VK14BA	3510366 R1	1.16	16.0	Thin Wall XLPE Primary Cable	RED	460.0	-	-	-
23	-	-	JA84	3510301 R1	1.91	14.0	Thin Wall XLPE Primary Cable	LIGHT GREEN	1420.0	-	-	-
25	-	-	EJ12H	3510342 R1	1.16	16.0	Thin Wall XLPE Primary Cable	LIGHT BLUE	120.0	-	X	-
26	-	-	EJ12E	3510341 R1	0.79	18.0	Thin Wall XLPE Primary Cable	LIGHT BLUE	120.0	-	X	-
27	-	-	EH12F	3510344 R1	3.01	12.0	Thin Wall XLPE Primary Cable	LIGHT BLUE	120.0	-	X	-
28	-	-	EJ12G	3510342 R1	1.16	16.0	Thin Wall XLPE Primary Cable	LIGHT BLUE	120.0	-	X	-

Name	Terminal Part Number	V-Min	Name	Wire Part Number	Wire CSA	Wire Spec	Wire Material description	Wire Color Description	Wire Length	End2 Terminal Part Number	End2 Pin Name	End2 Connector
29	-	-	ZR12ZA	3510341 R1	0.79	18.0	Thin Wall XLPE Primary Cable	LIGHT BLUE	1220.0	-	-	-
30	-	-	SM86AE	3510299 R1	0.79	18.0	Thin Wall XLPE Primary Cable	LIGHT GREEN	1900.0	-	-	-
31	-	-	SM86F	3510299 R1	0.79	18.0	Thin Wall XLPE Primary Cable	LIGHT GREEN	2275.0	-	-	-
32	-	-	NC12B	3510340 R1	0.53	20.0	Thin Wall XLPE Primary Cable	LIGHT BLUE	2030.0	-	-	-
34	-	-	DJ13DT	3510326 R1	3.01	12.0	Thin Wall XLPE Primary Cable	PINK	425.0	-	X	-
37	-	-	PB97DF	3510347 R1	0.79	18.0	Thin Wall XLPE Primary Cable	VIOLET	3445.0	-	-	-
37	-	-	AA10VA	-	0.0	18.0	-	RED	0.0	-	-	-
38	-	-	RM78AA	3510300 R1	1.16	16.0	Thin Wall XLPE Primary Cable	LIGHT GREEN	490.0	-	-	-
38	-	-	RL78AA	3510300 R1	1.16	16.0	Thin Wall XLPE Primary Cable	LIGHT GREEN	490.0	-	-	-

Name	Terminal Part Number	V-Min	Name	Wire Part Number	Wire CSA	Wire Spec	Wire Material description	Wire Color Description	Wire Length	End2 Terminal Part Number	End2 Pin Name	End2 Connector
39	-	-	JE13U	3510322 R1	0.53	20.0	Thin Wall XLPE Primary Cable	PINK	1270.0	-	-	-
39	-	-	JC13UC	3510322 R1	0.53	20.0	Thin Wall XLPE Primary Cable	PINK	1520.0	-	-	-
40	-	-	FR13ARA	-	0.0	18.0	-	PINK	0.0	-	-	-

Connector Name 1018
 Part Number 3768015C1
 Instances B6.7/L9 - Battery Feed:Diagram 1
 B6.7/L9 - Key Switch Ignition:Diagram 1
 Vehicle Data Recorder (No Display):Diagram2 - Recorder W/
 Display
 Vehicle Data Recorder (W/ Display):Diagram2 - Recorder W/
 Display
 Mates POWER DISTRIBUTION BOX



Name	Terminal Part Number	V-Min	Name	Wire Part Number	Wire CSA	Wire Spec	Wire Material description	Wire Color Description	Wire Length	End2 Terminal Part Number	End2 Pin Name	End2 Connector
2	-	-	CD14BG	3510368 R1	3.01	12.0	Thin Wall XLPE Primary Cable	RED	150.0	-	X	-
3	-	-	CD14BD	3510368 R1	3.01	12.0	Thin Wall XLPE Primary Cable	RED	150.0	-	X	-
4	-	-	CD14BE	3510368 R1	3.01	12.0	Thin Wall XLPE Primary Cable	RED	150.0	-	X	-
6	-	-	JD86C2	3510301 R1	1.91	14.0	Thin Wall XLPE Primary Cable	LIGHT GREEN	1395.0	-	-	-


Name	Terminal Part Number	V-Min	Name	Wire Part Number	Wire CSA	Wire Spec	Wire Material description	Wire Color Description	Wire Length	End2 Terminal Part Number	End2 Pin Name	End2 Connect or
7	-	-	LL14G	3510366 R1	1.16	16.0	Thin Wall XLPE Primary Cable	RED	290.0	-	-	-
8	-	-	XT40A	3510313 R1	1.91	14.0	Thin Wall XLPE Primary Cable	GREY	2235.0	-	-	-
10	-	-	CD14CJ	3510368 R1	3.01	12.0	Thin Wall XLPE Primary Cable	RED	455.0	-	X	-
11	-	-	CD14BB	3510368 R1	3.01	12.0	Thin Wall XLPE Primary Cable	RED	150.0	-	X	-
12	-	-	CD14BC	3510368 R1	3.01	12.0	Thin Wall XLPE Primary Cable	RED	150.0	-	X	-
14	-	-	VN70JA	3510320 R1	3.01	12.0	Thin Wall XLPE Primary Cable	ORANGE	495.0	-	-	-
15	-	-	RD81D	3510368 R1	3.01	12.0	Thin Wall XLPE Primary Cable	RED	3945.0	-	-	-
16	-	-	RD81DA	3510368 R1	3.01	12.0	Thin Wall XLPE Primary Cable	RED	3945.0	-	-	-

Name	Terminal Part Number	V-Min	Name	Wire Part Number	Wire CSA	Wire Spec	Wire Material description	Wire Color Description	Wire Length	End2 Terminal Part Number	End2 Pin Name	End2 Connect or
18	-	-	CD14BA	3510368 R1	3.01	12.0	Thin Wall XLPE Primary Cable	RED	150.0	-	X	-
21	-	-	AA73C	3510298 R1	0.53	20.0	Thin Wall XLPE Primary Cable	LIGHT GREEN	885.0	-	-	-
22	-	-	RK78E	3510301 R1	1.91	14.0	Thin Wall XLPE Primary Cable	LIGHT GREEN	525.0	-	-	-
22	-	-	AQ14LA	-	0.0	14.0	-	PINK	0.0	-	-	-
22	-	-	AP14LA	-	0.0	14.0	-	PINK	0.0	-	-	-
23	-	-	ZF14SUN	2645629 R1	0.35	22.0	Thin Wall XLPE Primary Cable	RED	2890.0	-	-	-
24	-	-	JC84C	3510301 R1	1.91	14.0	Thin Wall XLPE Primary Cable	LIGHT GREEN	1715.0	-	-	-
24	-	-	JE14UA	3510301 R1	1.91	14.0	Thin Wall XLPE Primary Cable	LIGHT GREEN	1465.0	-	-	-
24	-	-	JC84	3510301 R1	1.91	14.0	Thin Wall XLPE Primary Cable	LIGHT GREEN	1715.0	-	-	-
26	-	-	DJ13DP	3510326 R1	3.01	12.0	Thin Wall XLPE Primary Cable	PINK	250.0	-	X	-

Name	Terminal Part Number	V-Min	Name	Wire Part Number	Wire CSA	Wire Spec	Wire Material description	Wire Color Description	Wire Length	End2 Terminal Part Number	End2 Pin Name	End2 Connector
26	-	-	DJ13DP	3510326 R1	3.01	12.0	Thin Wall XLPE Primary Cable	PINK	250.0	-	-	-
29	-	-	HR13X	3510324 R1	1.16	16.0	Thin Wall XLPE Primary Cable	PINK	2175.0	-	-	-
30	-	-	QU14R	3510365 R1	0.79	18.0	Thin Wall XLPE Primary Cable	RED	1575.0	-	-	-
30	-	-	QD105C	3510300 R1	1.16	16.0	Thin Wall XLPE Primary Cable	LIGHT GREEN	3810.0	-	-	-
30	-	-	QZ13R3	3510365 R1	0.79	18.0	Thin Wall XLPE Primary Cable	RED	2320.0	-	-	-
30	-	-	QL13A	3510365 R1	0.79	18.0	Thin Wall XLPE Primary Cable	RED	1575.0	-	X	-
31	-	-	NP13DCG	3510323 R1	0.79	18.0	Thin Wall XLPE Primary Cable	PINK	1035.0	-	-	-
32	-	-	QA13A	3510323 R1	0.79	18.0	Thin Wall XLPE Primary Cable	PINK	425.0	-	-	-

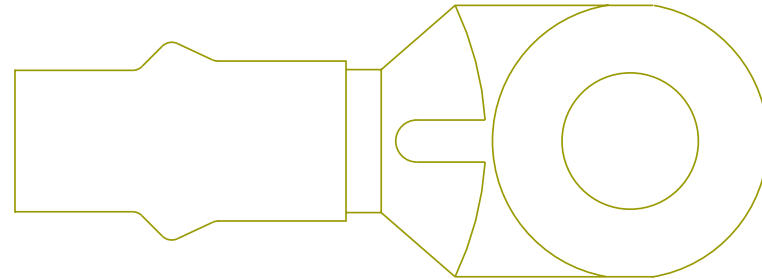
Name	Terminal Part Number	V-Min	Name	Wire Part Number	Wire CSA	Wire Spec	Wire Material description	Wire Color Description	Wire Length	End2 Terminal Part Number	End2 Pin Name	End2 Connector
34	-	-	DJ13DG	3510326 R1	3.01	12.0	Thin Wall XLPE Primary Cable	PINK	525.0	-	-	-
37	-	-	AN22AA	-	0.0	16.0	-	PINK	0.0	-	-	-
38	-	-	JA13UA	3510322 R1	0.53	20.0	Thin Wall XLPE Primary Cable	PINK	1615.0	-	-	-
39	-	-	UB92#16 3A	3510324 R1	1.16	16.0	Thin Wall XLPE Primary Cable	PINK	3640.0	-	-	-
39	-	-	UD13A	2643752 R1	1.16	16.0	Std. Wall XLPE Primary Cable	PINK	3640.0	-	-	-
39	-	-	UF92#16 3B	3510330 R1	1.16	16.0	Thin Wall XLPE Primary Cable	TAN	1195.0	-	-	-
39	-	-	UL92#163	3510329 R1	0.79	18.0	Thin Wall XLPE Primary Cable	TAN	2435.0	-	-	-
39	-	-	FD92#16 3A	3510330 R1	1.16	16.0	Thin Wall XLPE Primary Cable	TAN	0.0	-	-	-
40	-	-	MQ98F	3510328 R1	0.53	20.0	Thin Wall XLPE Primary Cable	TAN	1985.0	-	-	-
40	-	-	AQ13RA	-	0.0	14.0	-	PINK	0.0	-	-	-
40	-	-	AP13RA	-	0.0	14.0	-	PINK	0.0	-	-	-

Connector Name 1018
 Part Number 3768015C1
 Instances Vehicle Data Recorder (No Display):Diagram2 - Recorder W/
 Display
 Vehicle Data Recorder (W/ Display):Diagram2 - Recorder W/
 Display
 Mates FUSE-A2-B9-P



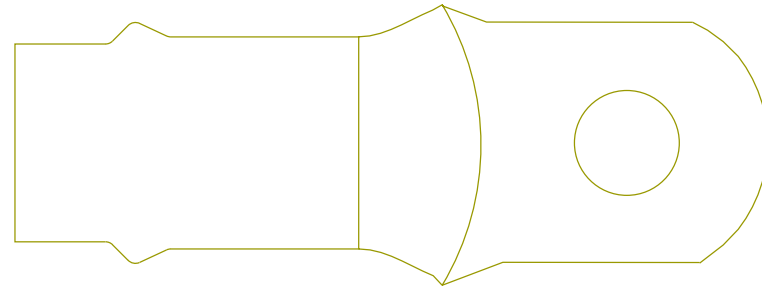
Name	Terminal Part Number	V-Min	Name	Wire Part Number	Wire CSA	Wire Spec	Wire Material description	Wire Color Description	Wire Length	End2 Terminal Part Number	End2 Pin Name	End2 Connector
26	-	-	DJ13DP	3510326 R1	3.01	12.0	Thin Wall XLPE Primary Cable	PINK	250.0	-	-	-
30	-	-	QL13A	3510365 R1	0.79	18.0	Thin Wall XLPE Primary Cable	RED	1575.0	-	X	-

Connector Name 101 Clean
 Part Number 475961C1
 Instances B6.7 - Underhood PDM:PDM - UNDERHOOD
 L9 - Underhood PDM:PDM - UNDERHOOD
 Mates MODU-PDM_UNDERHOOD-0003-00 -04



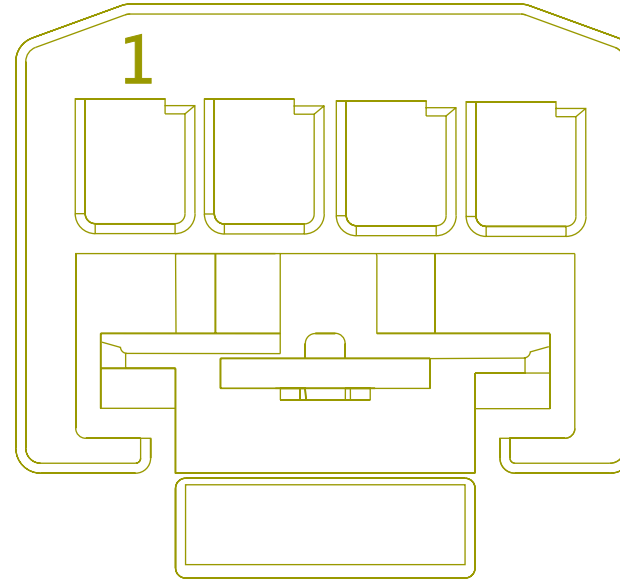
Name	Terminal Part Number	V-Min	Name	Wire Part Number	Wire CSA	Wire Spec	Wire Material description	Wire Color Description	Wire Length	End2 Terminal Part Number	End2 Pin Name	End2 Connector
A	-	-	14A	2645964 R1	61.89	0.0	SGR 125	RED	8840.0	-	1	-
A	-	-	AA14A	2645255 R1	18.94	4.0	SGX FLEX 125C	RED	550.0	-	X	-

Connector Name 101
 Part Number 3753293C1
 Instances B6.7 - Underhood PDM:PDM - UNDERHOOD
 L9 - Underhood PDM:PDM - UNDERHOOD
 Mates MODU-PDM_UNDERHOOD-0003-00 -04




Name	Terminal Part Number	V-Min	Name	Wire Part Number	Wire CSA	Wire Spec	Wire Material description	Wire Color Description	Wire Length	End2 Terminal Part Number	End2 Pin Name	End2 Connector
A	-	-	14B	2645970 R1	101.95	0.0	SGR 125	RED	300.0	-	2	(102)
A	-	-	37A	2645955 R1	32.19	2.0	Std. Wall 125C Battery Cable	RED	940.0	-	-	-

Connector Name 1020
 Part Number 4063041C1
 Short Description PAGINATION CONTROL
 Instances B6.7/L9 - Instrument Cluster (Premium):Diagram1-Combination1
 B6.7/L9 - Instrument Cluster (Premium):Diagram1-Combination2
 Mates MODU-CDC-0004-00-04A



Name	Terminal Part Number	V-Min	Name	Wire Part Number	Wire CSA	Wire Spec	Wire Material description	Wire Color Description	Wire Length	End2 Terminal Part Number	End2 Pin Name	End2 Connector
1	-	-	NA28D	3510328 R1	0.53	20.0	Thin Wall XLPE Primary Cable	TAN	1160.0	-	A9	J7-1607
2	-	-	NA9CDC	3510310 R1	0.53	20.0	Thin Wall XLPE Primary Cable	GREY	515.0	-	-	-
3	-	-	NA62F	3510352 R1	0.53	20.0	Thin Wall XLPE Primary Cable	DARK BLUE	500.0	-	-	-
4	-	-	NA11-GKF	3510358 R1	0.53	20.0	Thin Wall XLPE Primary Cable	WHITE	1720.0	-	-	-


Connector Name 1021
 Part Number 3613769C1
 Instances B6.7/L9 - Panel Light Dimmer Splice Pack - 1021:Diagram1
 Mates SP-Panel_Dimmer-B003-10-AA



Name	Terminal Part Number	V-Min	Name	Wire Part Number	Wire CSA	Wire Spec	Wire Material description	Wire Color Description	Wire Length	End2 Terminal Part Number	End2 Pin Name	End2 Connector
1	-	-	AC62DA	3510354 R1	1.16	16.0	Thin Wall XLPE Primary Cable	DARK BLUE	1065.0	-	-	-
1	-	-	AB62DA	3510354 R1	1.16	16.0	Thin Wall XLPE Primary Cable	DARK BLUE	1020.0	-	-	-
1	-	-	AB62DC	3510354 R1	1.16	16.0	Thin Wall XLPE Primary Cable	DARK BLUE	857.0	-	-	-
1	-	-	AC62DC	-	0.0	16.0	-	DARK BLUE	0.0	-	-	-
2	-	-	NA62F	3510352 R1	0.53	20.0	Thin Wall XLPE Primary Cable	DARK BLUE	500.0	-	-	-

Name	Terminal Part Number	V-Min	Name	Wire Part Number	Wire CSA	Wire Spec	Wire Material description	Wire Color Description	Wire Length	End2 Terminal Part Number	End2 Pin Name	End2 Connector
2	-	-	UL62Z	-	0.0	18.0	-	DARK BLUE	0.0	-	-	-
4	-	-	YD62A	3510353 R1	0.79	18.0	Thin Wall XLPE Primary Cable	DARK BLUE	1345.0	-	-	-
5	-	-	-	-	-	-	-	-	-	-	-	-
10	-	-	RG62DD	3510353 R1	0.79	18.0	Thin Wall XLPE Primary Cable	DARK BLUE	905.0	-	-	-
14	-	-	UF62A	3510353 R1	0.79	18.0	Thin Wall XLPE Primary Cable	DARK BLUE	1080.0	-	-	-
14	-	-	UN62A	3510353 R1	0.79	18.0	Thin Wall XLPE Primary Cable	DARK BLUE	1000.0	-	-	-

Connector Name 1022
 Part Number 3613769C1
 Instances B6.7/L9 - Ground Splice Packs 1022 & 1023:Diagram1
 Mates SP-Ground_1-0003-00-10-A0




Name	Terminal Part Number	V-Min	Name	Wire Part Number	Wire CSA	Wire Spec	Wire Material description	Wire Color Description	Wire Length	End2 Terminal Part Number	End2 Pin Name	End2 Connector
1	-	-	FB11-GBA	3510361 R1	1.91	14.0	Thin Wall XLPE Primary Cable	WHITE	170.0	-	-	-
2	-	-	AC11-GN	3510359 R1	0.79	18.0	Thin Wall XLPE Primary Cable	WHITE	1470.0	-	-	-
2	-	-	AB11-GN	3510359 R1	0.79	18.0	Thin Wall XLPE Primary Cable	WHITE	625.0	-	-	-
3	-	-	RL78RN	3510359 R1	0.79	18.0	Thin Wall XLPE Primary Cable	WHITE	2060.0	-	-	-

Name	Terminal Part Number	V-Min	Name	Wire Part Number	Wire CSA	Wire Spec	Wire Material description	Wire Color Description	Wire Length	End2 Terminal Part Number	End2 Pin Name	End2 Connector
3	-	-	RM78RM	3510359 R1	0.79	18.0	Thin Wall XLPE Primary Cable	WHITE	2060.0	-	-	-
4	-	-	KK18-GB	3510359 R1	0.79	18.0	Thin Wall XLPE Primary Cable	WHITE	1935.0	-	-	-
4	-	-	KL18-GB	3510359 R1	0.79	18.0	Thin Wall XLPE Primary Cable	WHITE	1935.0	-	-	-
4	-	-	7V18-GB7	-	0.0	18.0	-	WHITE	0.0	-	-	-
5	-	-	VK12-GCL	3510359 R1	0.79	18.0	Thin Wall XLPE Primary Cable	WHITE	2060.0	-	-	-
6	-	-	YC67-G	3510360 R1	1.16	16.0	Thin Wall XLPE Primary Cable	WHITE	500.0	-	-	-
6	-	-	YD67-G	3510359 R1	0.79	18.0	Thin Wall XLPE Primary Cable	WHITE	500.0	-	-	-
6	-	-	YA67-G	3510360 R1	1.16	16.0	Thin Wall XLPE Primary Cable	WHITE	500.0	-	-	-
6	-	-	AK67-G	-	0.0	18.0	-	WHITE	0.0	-	-	-
7	-	-	VJ70-GV	3510359 R1	0.79	18.0	Thin Wall XLPE Primary Cable	WHITE	2030.0	-	-	-

Name	Terminal Part Number	V-Min	Name	Wire Part Number	Wire CSA	Wire Spec	Wire Material description	Wire Color Description	Wire Length	End2 Terminal Part Number	End2 Pin Name	End2 Connector
8	-	-	RF78RR	3510359 R1	0.79	18.0	Thin Wall XLPE Primary Cable	WHITE	2045.0	-	-	-
9	-	-	TH72-GA	3510359 R1	0.79	18.0	Thin Wall XLPE Primary Cable	WHITE	2030.0	-	-	-
11	-	-	VG70-GT	3510359 R1	0.79	18.0	Thin Wall XLPE Primary Cable	WHITE	1935.0	-	-	-
11	-	-	VJ70-GT	3510359 R1	0.79	18.0	Thin Wall XLPE Primary Cable	WHITE	1935.0	-	-	-
14	-	-	TJ11-GAM	3510360 R1	1.16	16.0	Thin Wall XLPE Primary Cable	WHITE	920.0	-	-	-

Connector Name 1023
 Part Number 3613769C1
 Instances B6.7/L9 - Ground Splice Packs 1022 & 1023:Diagram1
 Mates SP-GROUND_2-0003-00-10-A0

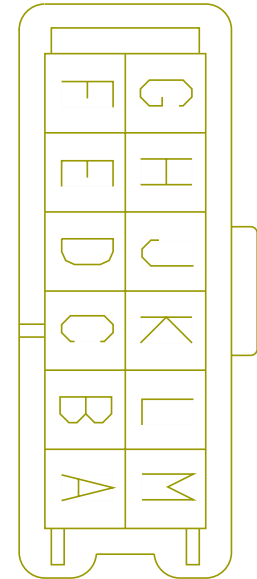


Name	Terminal Part Number	V-Min	Name	Wire Part Number	Wire CSA	Wire Spec	Wire Material description	Wire Color Description	Wire Length	End2 Terminal Part Number	End2 Pin Name	End2 Connector
1	-	-	FB11-GCB	3510361 R1	1.91	14.0	Thin Wall XLPE Primary Cable	WHITE	1175.0	-	-	-
2	-	-	YG96-GE	3510335 R1	0.79	18.0	Thin Wall XLPE Primary Cable	YELLOW 2	330.0	-	-	-
3	-	-	UC92-GAH	3510359 R1	0.79	18.0	Thin Wall XLPE Primary Cable	WHITE	1265.0	-	-	-
3	-	-	UL92-GAH	3510359 R1	0.79	18.0	Thin Wall XLPE Primary Cable	WHITE	715.0	-	-	-

Name	Terminal Part Number	V-Min	Name	Wire Part Number	Wire CSA	Wire Spec	Wire Material description	Wire Color Description	Wire Length	End2 Terminal Part Number	End2 Pin Name	End2 Connector
4	-	-	JB11-GCC	3510361 R1	1.91	14.0	Thin Wall XLPE Primary Cable	WHITE	2145.0	-	-	-
5	-	-	MJ11-GAD	3510359 R1	0.79	18.0	Thin Wall XLPE Primary Cable	WHITE	1330.0	-	-	-
5	-	-	MH11-GBD	3510359 R1	0.79	18.0	Thin Wall XLPE Primary Cable	WHITE	1330.0	-	-	-
6	-	-	VW11-GBE	3510360 R1	1.16	16.0	Thin Wall XLPE Primary Cable	WHITE	2715.0	-	-	-
6	-	-	MQ11-GBE	3510360 R1	1.16	16.0	Thin Wall XLPE Primary Cable	WHITE	2665.0	-	-	-
6	-	-	MP11-GBE	3510360 R1	1.16	16.0	Thin Wall XLPE Primary Cable	WHITE	2665.0	-	-	-
7	-	-	RF78-GB	3510360 R1	1.16	16.0	Thin Wall XLPE Primary Cable	WHITE	975.0	-	-	-
8	-	-	AN22-GAN	-	0.0	16.0	-	WHITE	0.0	-	-	-
9	-	-	UH91-GAH	3510359 R1	0.79	18.0	Thin Wall XLPE Primary Cable	WHITE	1830.0	-	-	-

Name	Terminal Part Number	V-Min	Name	Wire Part Number	Wire CSA	Wire Spec	Wire Material description	Wire Color Description	Wire Length	End2 Terminal Part Number	End2 Pin Name	End2 Connector
10	-	-	YD11-GBP	3510359 R1	0.79	18.0	Thin Wall XLPE Primary Cable	WHITE	1775.0	-	-	-
10	-	-	AK11COG2	-	0.0	18.0	-	WHITE	0.0	-	-	-
12	-	-	DL11-GAR	3510359 R1	0.79	18.0	Thin Wall XLPE Primary Cable	WHITE	3470.0	-	-	-
12	-	-	FR10ARA-G	-	0.0	18.0	-	WHITE	0.0	-	-	-
13	-	-	UF92-GAH	3510359 R1	0.79	18.0	Thin Wall XLPE Primary Cable	WHITE	1830.0	-	-	-
13	-	-	UN92-GAH	3510359 R1	0.79	18.0	Thin Wall XLPE Primary Cable	WHITE	1750.0	-	-	-
14	-	-	VW11-GEF	3510361 R1	1.91	14.0	Thin Wall XLPE Primary Cable	WHITE	1135.0	-	-	-

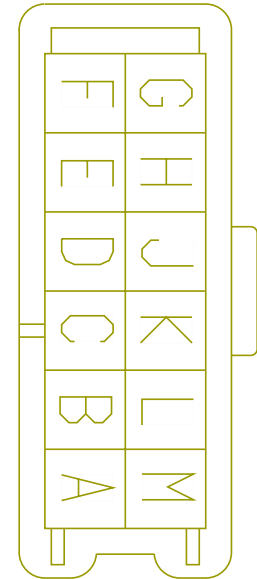
Connector Name 1024
 Part Number 3601838C1
 Instances B6.7 - CAN Layout:Body Standard J1939 (250Kbps)
 L9 - CAN Layout:Body Standard J1939 (250Kbps)
 Mates SP-IP-B001-00-10-A1-1024



Name	Terminal Part Number	V-Min	Name	Wire Part Number	Wire CSA	Wire Spec	Wire Material description	Wire Color Description	Wire Length	End2 Terminal Part Number	End2 Pin Name	End2 Connector
A	-	-	WIRE722734	-	0.0	-	-	-	0.0	-	PIN1	-
B	-	-	WIRE722870	-	0.0	-	-	-	0.0	-	13	8884A
C	-	-	WIRE722741	-	0.0	-	-	-	0.0	-	D	1024
D	-	-	WIRE722741	-	0.0	-	-	-	0.0	-	C	1024
E	-	-	WIRE722871	-	0.0	-	-	-	0.0	-	B	8884D
F	-	-	WIRE722743	-	0.0	-	-	-	0.0	-	A	1028
G	-	-	WIRE722742	-	0.0	-	-	-	0.0	-	M	1028
H	-	-	WIRE722872	-	0.0	-	-	-	0.0	-	A	8884D

Name	Terminal Part Number	V-Min	Name	Wire Part Number	Wire CSA	Wire Spec	Wire Material description	Wire Color Description	Wire Length	End2 Terminal Part Number	End2 Pin Name	End2 Connector
J	-	-	WIRE722 740	-	0.0	-	-	-	0.0	-	K	1024
K	-	-	WIRE722 740	-	0.0	-	-	-	0.0	-	J	1024
L	-	-	WIRE722 869	-	0.0	-	-	-	0.0	-	12	8884A
M	-	-	WIRE722 733	-	0.0	-	-	-	0.0	-	PIN1	-

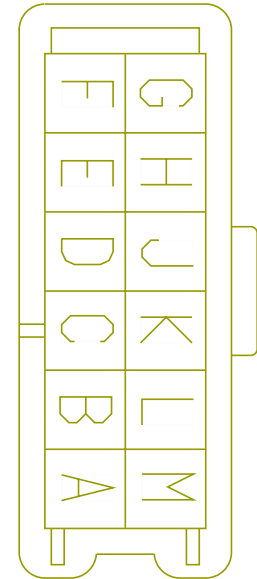
Connector Name 1025
 Part Number 3601838C1
 Instances B6.7 - CAN Layout:Body Standard J1939 (250Kbps)
 L9 - CAN Layout:Body Standard J1939 (250Kbps)
 Mates SP-IP-B001-00-10-A1-1025



Name	Terminal Part Number	V-Min	Name	Wire Part Number	Wire CSA	Wire Spec	Wire Material description	Wire Color Description	Wire Length	End2 Terminal Part Number	End2 Pin Name	End2 Connector
A	-	-	WIRE722772	-	0.0	-	-	-	0.0	-	-	-
B	-	-	WIRE722776	-	0.0	-	-	-	0.0	-	32	1703M
C	-	-	WIRE722768	-	0.0	-	-	-	0.0	-	D	1025
D	-	-	WIRE722768	-	0.0	-	-	-	0.0	-	C	1025
E	-	-	WIRE722832	-	0.0	-	-	-	0.0	-	D	1910A
E	-	-	WIRE722807	-	0.0	-	-	-	0.0	-	2	1921
E	-	-	WIRE722836	-	0.0	-	-	-	0.0	-	C	1937N
E	-	-	WIRE722828	-	0.0	-	-	-	0.0	-	11	1939M

Name	Terminal Part Number	V-Min	Name	Wire Part Number	Wire CSA	Wire Spec	Wire Material description	Wire Color Description	Wire Length	End2 Terminal Part Number	End2 Pin Name	End2 Connect or
E	-	-	WIRE722 827	-	0.0	-	-	-	0.0	-	6	1350
F	-	-	WIRE722 820	-	0.0	-	-	-	0.0	-	-	-
F	-	-	WIRE728 837	-	0.0	-	-	-	0.0	-	A	A01_250M
G	-	-	WIRE722 874	-	0.0	-	-	-	0.0	-	-	-
G	-	-	WIRE728 835	-	0.0	-	-	-	0.0	-	B	A01_250M
H	-	-	WIRE722 834	-	0.0	-	-	-	0.0	-	C	1910A
H	-	-	WIRE722 825	-	0.0	-	-	-	0.0	-	7	1921
H	-	-	WIRE722 838	-	0.0	-	-	-	0.0	-	A	1937N
H	-	-	WIRE722 824	-	0.0	-	-	-	0.0	-	1	1350
H	-	-	WIRE722 830	-	0.0	-	-	-	0.0	-	12	1939M
J	-	-	WIRE722 767	-	0.0	-	-	-	0.0	-	K	1025
K	-	-	WIRE722 767	-	0.0	-	-	-	0.0	-	J	1025
L	-	-	WIRE722 775	-	0.0	-	-	-	0.0	-	30	1703M
M	-	-	WIRE722 746	-	0.0	-	-	-	0.0	-	-	-
M	-	-	WIRE722 746	-	0.0	-	-	-	0.0	-	E	7900M


Connector Name 1026
 Part Number 3601838C1
 Instances B6.7 - CAN Layout: Cab Standard J1939 (250Kbps)
 L9 - CAN Layout: Cab Standard J1939 (250Kbps)
 Mates SP-IP-B001-00-10-A1-1026



Name	Terminal Part Number	V-Min	Name	Wire Part Number	Wire CSA	Wire Spec	Wire Material description	Wire Color Description	Wire Length	End2 Terminal Part Number	End2 Pin Name	End2 Connector
A	-	-	WIRE720037	-	0.0	-	-	-	0.0	-	PIN1	-
B	-	-	-	-	-	-	-	-	-	-	-	-
C	-	-	WIRE720039	-	0.0	-	-	-	0.0	-	D	1026
D	-	-	WIRE720039	-	0.0	-	-	-	0.0	-	C	1026
E	-	-	WIRE720050	-	0.0	-	-	-	0.0	-	16	2225
F	-	-	WIRE720042	-	0.0	-	-	-	0.0	-	PIN1	-
G	-	-	WIRE720044	-	0.0	-	-	-	0.0	-	PIN1	-
H	-	-	WIRE720049	-	0.0	-	-	-	0.0	-	8	2225
J	-	-	WIRE720040	-	0.0	-	-	-	0.0	-	K	1026

Name	Terminal Part Number	V-Min	Name	Wire Part Number	Wire CSA	Wire Spec	Wire Material description	Wire Color Description	Wire Length	End2 Terminal Part Number	End2 Pin Name	End2 Connector
K	-	-	WIRE720040	-	0.0	-	-	-	0.0	-	J	1026
L	-	-	-	-	-	-	-	-	-	-	-	-
M	-	-	WIRE720035	-	0.0	-	-	-	0.0	-	PIN1	-

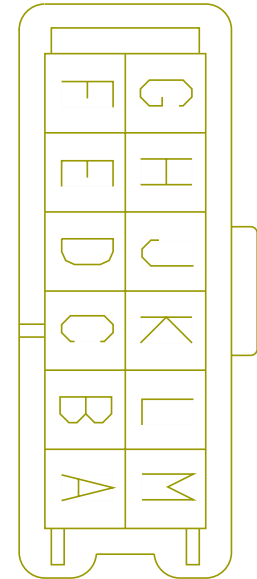
Connector Name 1027
 Part Number 3613769C1
 Instances B6.7/L9 - Ground Splice Pack 1027:Diagram1
 Mates SP-GROUND_3-0003-00-10-A0



Name	Terminal Part Number	V-Min	Name	Wire Part Number	Wire CSA	Wire Spec	Wire Material description	Wire Color Description	Wire Length	End2 Terminal Part Number	End2 Pin Name	End2 Connector
1	-	-	FB11-GCC	3510361 R1	1.91	14.0	Thin Wall XLPE Primary Cable	WHITE	1645.0	-	-	-
2	-	-	NA11-GKF	3510358 R1	0.53	20.0	Thin Wall XLPE Primary Cable	WHITE	1720.0	-	-	-
3	-	-	MM11-GBE	3510361 R1	1.91	14.0	Thin Wall XLPE Primary Cable	WHITE	685.0	-	-	-
4	-	-	MM11-GBH	3510359 R1	0.79	18.0	Thin Wall XLPE Primary Cable	WHITE	2215.0	-	-	-

Name	Terminal Part Number	V-Min	Name	Wire Part Number	Wire CSA	Wire Spec	Wire Material description	Wire Color Description	Wire Length	End2 Terminal Part Number	End2 Pin Name	End2 Connector
6	-	-	VA92#117B	3510329 R1	0.79	18.0	Thin Wall XLPE Primary Cable	TAN	2750.0	-	-	-
8	-	-	HU103BA	2643678 R1	1.16	16.0	Std. Wall XLPE Primary Cable	LIGHT GREEN	1375.0	-	-	-
10	-	-	ZM50A	2645625 R1	0.35	22.0	Thin Wall XLPE Primary Cable	YELLOW 2	2685.0	-	-	-
10	-	-	ZS50A	2645625 R1	0.35	22.0	Thin Wall XLPE Primary Cable	YELLOW 2	2685.0	-	-	-
12	-	-	RF78-GA	3510360 R1	1.16	16.0	Thin Wall XLPE Primary Cable	WHITE	2125.0	-	-	-
12	-	-	RU78-GA	-	0.0	16.0	-	WHITE	0.0	-	-	-
13	-	-	RK78-GC	3510359 R1	0.79	18.0	Thin Wall XLPE Primary Cable	WHITE	2875.0	-	-	-
14	-	-	RK78-GD	3510359 R1	0.79	18.0	Thin Wall XLPE Primary Cable	WHITE	2875.0	-	-	-

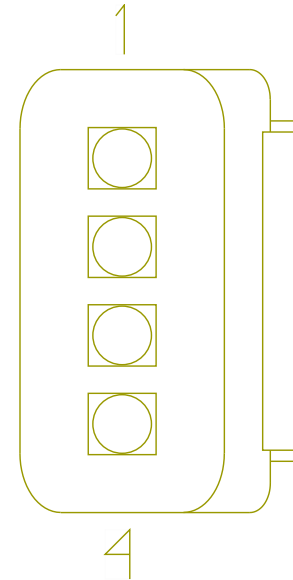
Connector Name 1028
 Part Number 3601838C1
 Instances B6.7 - CAN Layout:Body Standard J1939 (250Kbps)
 L9 - CAN Layout:Body Standard J1939 (250Kbps)
 Mates SP-IP-B001-00-10-A1-1028



Name	Terminal Part Number	V-Min	Name	Wire Part Number	Wire CSA	Wire Spec	Wire Material description	Wire Color Description	Wire Length	End2 Terminal Part Number	End2 Pin Name	End2 Connector
A	-	-	WIRE722753	-	0.0	-	-	-	0.0	-	PIN1	-
A	-	-	WIRE722743	-	0.0	-	-	-	0.0	-	F	1024
B	-	-	WIRE722868	-	0.0	-	-	-	0.0	-	B	8884G
C	-	-	WIRE722745	-	0.0	-	-	-	0.0	-	D	1028
D	-	-	WIRE722745	-	0.0	-	-	-	0.0	-	C	1028
E	-	-	WIRE722756	-	0.0	-	-	-	0.0	-	PIN1	-
F	-	-	WIRE722814	-	0.0	-	-	-	0.0	-	-	-
G	-	-	WIRE722875	-	0.0	-	-	-	0.0	-	-	-

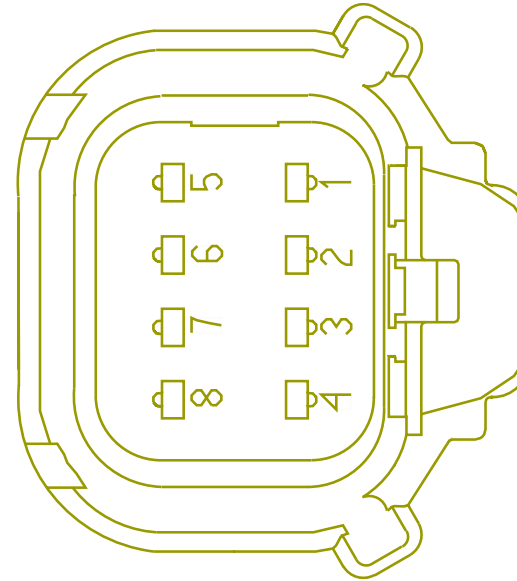
Name	Terminal Part Number	V-Min	Name	Wire Part Number	Wire CSA	Wire Spec	Wire Material description	Wire Color Description	Wire Length	End2 Terminal Part Number	End2 Pin Name	End2 Connector
H	-	-	WIRE722761	-	0.0	-	-	-	0.0	-	PIN1	-
J	-	-	WIRE722744	-	0.0	-	-	-	0.0	-	K	1028
K	-	-	WIRE722744	-	0.0	-	-	-	0.0	-	J	1028
L	-	-	WIRE722867	-	0.0	-	-	-	0.0	-	A	8884G
M	-	-	WIRE722742	-	0.0	-	-	-	0.0	-	G	1024
M	-	-	WIRE722752	-	0.0	-	-	-	0.0	-	PIN1	-

Connector Name 1032E
 Part Number 3820176C1
 Instances B6.7 - WORK LIGHT With RKE - 1 BULB:Diagram1-Combination1
 B6.7 - WORK LIGHT With RKE - 1 BULB:Diagram1-Combination2
 B6.7 - Work Lights LED With Switch Pack - Day Cab:Diagram1-Combination1
 B6.7 - Work Lights LED With Switch Pack - Day Cab:Diagram1-Combination2
 B6.7/L9 - Remote Keyless Access:Diagram1
 L9 - WORK LIGHT With RKE 1 BULB:Diagram1-Combination1
 L9 - WORK LIGHT With RKE 1 BULB:Diagram1-Combination2
 L9 - Work Lights LED With Switch Pack - Day Cab:Diagram1-Combination1
 L9 - Work Lights LED With Switch Pack - Day Cab:Diagram1-Combination2
 Mates MODU-FRONT-PS_DOOR_POD-201 6-01-02A



Name	Terminal Part Number	V-Min	Name	Wire Part Number	Wire CSA	Wire Spec	Wire Material description	Wire Color Description	Wire Length	End2 Terminal Part Number	End2 Pin Name	End2 Connector
1	-	-	FC81A	3510302 R1	3.01	12.0	Thin Wall XLPE Primary Cable	LIGHT GREEN	1245.0	-	C	3200F
2	-	-	-	-	-	-	-	-	-	-	-	-
3	-	-	-	-	-	-	-	-	-	-	-	-
4	-	-	FC81-GB	3510362 R1	3.01	12.0	Thin Wall XLPE Primary Cable	WHITE	1245.0	-	D	3200F

Connector Name 1032F
 Part Number 3709924C1
 Instances B6.7/L9 - Door Pod Module (4 Door):Diagram1
 Mates MODU-REAR-PS_DOOR_POD-2016 -02-02A




Name	Terminal Part Number	V-Min	Name	Wire Part Number	Wire CSA	Wire Spec	Wire Material description	Wire Color Description	Wire Length	End2 Terminal Part Number	End2 Pin Name	End2 Connector
3	-	-	F11-G	3510359 R1	0.79	18.0	Thin Wall XLPE Primary Cable	WHITE	0.0	-	7	1032F
7	-	-	F11-G	3510359 R1	0.79	18.0	Thin Wall XLPE Primary Cable	WHITE	0.0	-	3	1032F

Connector Name 1052
 Part Number 1661259C1
 Instances B6.7/L9 - Automatic Lighting:Diagram1
 B6.7/L9 - Automatic Lighting:Diagram2
 Mates SNSR-AMB_LT-1018-03-01A



Name	Terminal Part Number	V-Min	Name	Wire Part Number	Wire CSA	Wire Spec	Wire Material description	Wire Color Description	Wire Length	End2 Terminal Part Number	End2 Pin Name	End2 Connector
A	-	-	ZD50B	3510335 R1	0.79	18.0	Thin Wall XLPE Primary Cable	YELLOW 2	2340.0	-	H	0009B
A	-	-	ZB50B	3510335 R1	0.79	18.0	Thin Wall XLPE Primary Cable	YELLOW 2	1495.0	-	H	0009
B	-	-	ZB50A	3510335 R1	0.79	18.0	Thin Wall XLPE Primary Cable	YELLOW 2	1495.0	-	E	0009
B	-	-	ZD50A	3510335 R1	0.79	18.0	Thin Wall XLPE Primary Cable	YELLOW 2	2340.0	-	E	0009B

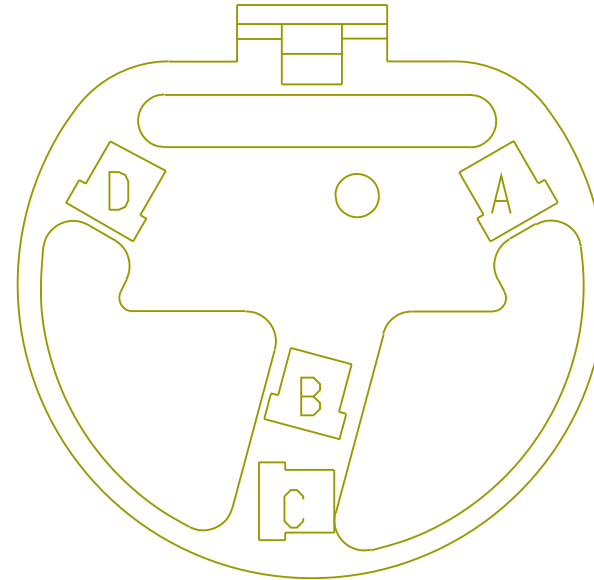
Connector Name 1053
 Part Number 4116776C1
 Instances B6.7 - Heating Ventilation & Air Conditioning (HVAC) Auto Temp Control:Diagram3 - Sensors
 B6.7/L9 - Automatic Lighting (Dual Sensor Twilight/Solar):Diagram1-LCM-009-W/LOAD SHED
 B6.7/L9 - Automatic Lighting (Dual Sensor Twilight/Solar):Diagram2-LCM-009B-N/LOAD SHED
 B6.7/L9 - Automatic Lighting - Dual Sensor Twilight/Solar:Diagram1
 B6.7/L9 - Automatic Lighting - Dual Sensor Twilight/Solar:Diagram2
 L9 - Heating Ventilation & Air Conditioning (HVAC) Auto Temp Control:Diagram3 - Sensors
 Mates DEV-SENSOR_SUN_LOAD_TWILIG HT-01



Name	Terminal Part Number	V-Min	Name	Wire Part Number	Wire CSA	Wire Spec	Wire Material description	Wire Color Description	Wire Length	End2 Terminal Part Number	End2 Pin Name	End2 Connector
1	-	-	ZF75D	2645643 R1	0.35	22.0	Thin Wall XLPE Primary Cable	LIGHT GREEN	2730.0	-	4	1200A
2	-	-	ZM50B	2645625 R1	0.35	22.0	Thin Wall XLPE Primary Cable	YELLOW 2	1495.0	-	E	0009
2	-	-	ZS50B	2645625 R1	0.35	22.0	Thin Wall XLPE Primary Cable	YELLOW 2	2340.0	-	E	0009B
3	-	-	ZF14SUN	2645629 R1	0.35	22.0	Thin Wall XLPE Primary Cable	RED	2890.0	-	-	-

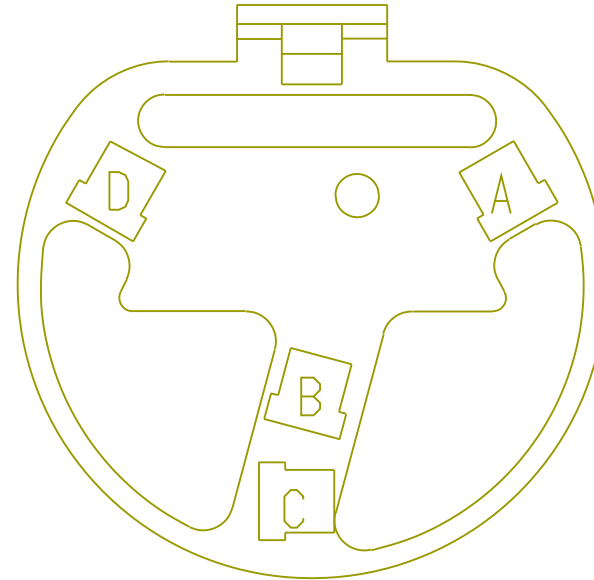
Name	Terminal Part Number	V-Min	Name	Wire Part Number	Wire CSA	Wire Spec	Wire Material description	Wire Color Description	Wire Length	End2 Terminal Part Number	End2 Pin Name	End2 Connect or
4	-	-	ZM50A	2645625 R1	0.35	22.0	Thin Wall XLPE Primary Cable	YELLOW 2	2685.0	-	-	-
4	-	-	ZS50A	2645625 R1	0.35	22.0	Thin Wall XLPE Primary Cable	YELLOW 2	2685.0	-	-	-
5	-	-	ZF75D-G	2645643 R1	0.35	22.0	Thin Wall XLPE Primary Cable	LIGHT GREEN	2730.0	-	3	1200A

Connector Name 1100MA
 Part Number 3546518C1
 Instances B6.7 - Cranking Request (w/ Key Switch w/ BCM):Diagram1-Combination2
 B6.7/L9 - Operator Input:Diagram1-Combination2
 L9 - Cranking Request (w/ Key Switch w/ BCM):Diagram1-Combination2



Name	Terminal Part Number	V-Min	Name	Wire Part Number	Wire CSA	Wire Spec	Wire Material description	Wire Color Description	Wire Length	End2 Terminal Part Number	End2 Pin Name	End2 Connector
A	-	-	EE15	3510365 R1	0.79	18.0	Thin Wall XLPE Primary Cable	RED	2300.0	-	-	-
B	-	-	LH149B	3510311 R1	0.79	18.0	Thin Wall XLPE Primary Cable	GREY	2265.0	-	S	J6-1606
C	-	-	ED149	3510311 R1	0.79	18.0	Thin Wall XLPE Primary Cable	GREY	2105.0	-	A1	J3-1600
D	-	-	DC149A	3510311 R1	0.79	18.0	Thin Wall XLPE Primary Cable	GREY	2105.0	-	A16	J3-1600

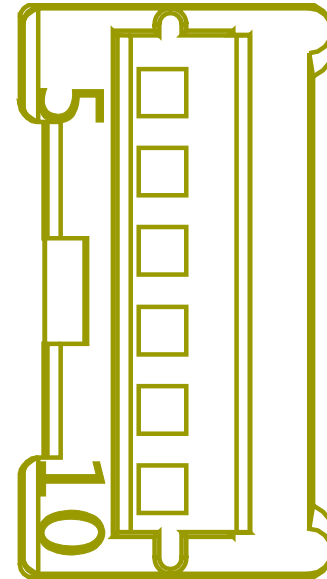
Connector Name 1100
 Part Number 3546518C1
 Instances B6.7 - Cranking Request (w/ Key Switch w/ BCM):Diagram1-Combination1
 B6.7/L9 - Operator Input:Diagram1-Combination1
 L9 - Cranking Request (w/ Key Switch w/ BCM):Diagram1-Combination1
 Mates SW-KEY-5039-01-01A



Name	Terminal Part Number	V-Min	Name	Wire Part Number	Wire CSA	Wire Spec	Wire Material description	Wire Color Description	Wire Length	End2 Terminal Part Number	End2 Pin Name	End2 Connector
A	-	-	EB15	3510365 R1	0.79	18.0	Thin Wall XLPE Primary Cable	RED	1830.0	-	-	-
B	-	-	LB17H	3510323 R1	0.79	18.0	Thin Wall XLPE Primary Cable	PINK	1635.0	-	S	J6-1606
B	-	-	LC17HA	3510323 R1	0.79	18.0	Thin Wall XLPE Primary Cable	PINK	1635.0	-	S	J6-1606
B	-	-	LD149B	3510312 R1	1.16	16.0	Thin Wall XLPE Primary Cable	GREY	665.0	-	X	-

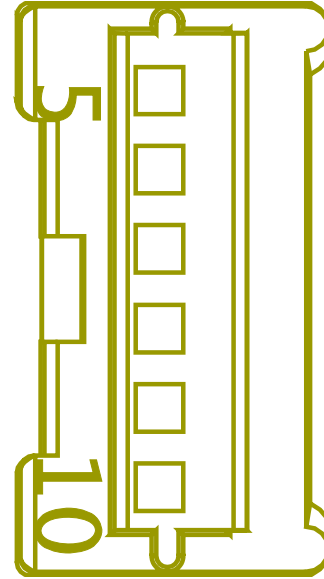
Name	Terminal Part Number	V-Min	Name	Wire Part Number	Wire CSA	Wire Spec	Wire Material description	Wire Color Description	Wire Length	End2 Terminal Part Number	End2 Pin Name	End2 Connector
C	-	-	EC149	3510311 R1	0.79	18.0	Thin Wall XLPE Primary Cable	GREY	1475.0	-	A1	J3-1600
D	-	-	DB149A	3510311 R1	0.79	18.0	Thin Wall XLPE Primary Cable	GREY	1475.0	-	A16	J3-1600

Connector Name 1101F
 Part Number 3768593C1
 Instances B6.7 - Auto Neutral (Allison W/ Multiplex Switch & Confirmation Telltale):Diagram1
 B6.7 - CAN Layout:HMI Standard J1939 (125Kbps)
 B6.7/L9 - Adaptive Cruise Control (Fusion 3.0 N/ DIU):Diagram1
 B6.7/L9 - Auxiliary Power (40A) HSD 1:Diagram1
 B6.7/L9 - Dual Auxiliary Power with Interlock:Diagram1
 B6.7/L9 - Mirrors (Heated) (MUX Switch, 2 Cab and 2 Hood Mirrors):Diagram1
 B6.7/L9 - Mirrors (Heated) (MUX Switch, 2 Cab and 2 Hood Mirrors):Diagram2- 20" FRAME
 L9 - Auto Neutral (Allison W/ Multiplex Switch & Confirmation Telltale):Diagram1
 L9 - CAN Layout:HMI Standard J1939 (125Kbps)
 Mates SW-J1939_PACK-0009-00-02A



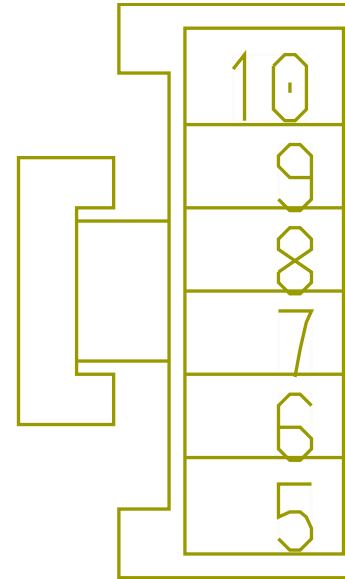
Name	Terminal Part Number	V-Min	Name	Wire Part Number	Wire CSA	Wire Spec	Wire Material description	Wire Color Description	Wire Length	End2 Terminal Part Number	End2 Pin Name	End2 Connector
5	-	-	WIRE1651	-	0.0	-	-	-	0.0	-	PIN1	-
5	-	-	-	-	-	-	-	-	-	-	-	-
6	-	-	WIRE1652	-	0.0	-	-	-	0.0	-	PIN1	-
6	-	-	-	-	-	-	-	-	-	-	-	-

Connector Name 1101F
 Part Number 3768593C1
 Instances B6.7/L9 - Transmission Power Take Off (60AKG):Diagram1
 Mates SW-J1939_PACK-0009-00-02A




Name	Terminal Part Number	V-Min	Name	Wire Part Number	Wire CSA	Wire Spec	Wire Material description	Wire Color Description	Wire Length	End2 Terminal Part Number	End2 Pin Name	End2 Connector
5	-	-	-	-	-	-	-	-	-	-	-	-
6	-	-	-	-	-	-	-	-	-	-	-	-

Connector Name 1101M
 Part Number 3522071C1
 Instances B6.7/L9 - Multiplexed Switch Pack (Primary Switch):Diagram1
 Mates SW-J1939_PACK-0009-00-02A




Name	Terminal Part Number	V-Min	Name	Wire Part Number	Wire CSA	Wire Spec	Wire Material description	Wire Color Description	Wire Length	End2 Terminal Part Number	End2 Pin Name	End2 Connector
5	-	-	-	-	-	-	-	-	-	-	-	-
6	-	-	-	-	-	-	-	-	-	-	-	-
8	-	-	AE11-GKD	3510359 R1	0.79	18.0	Thin Wall XLPE Primary Cable	WHITE	1140.0	-	-	-
10	-	-	AA14MUX	3510365 R1	0.79	18.0	Thin Wall XLPE Primary Cable	RED	1545.0	-	-	-

Connector Name 1112
 Part Number 1661260C1
 Instances B6.7/L9 - Seatbelt Reminder (Warning)(Driver & Passenger in parallel):Diagram1
 B6.7/L9 - Seatbelt Reminder (Warning)(Driver only):Diagram1
 Mates SW-SEATBELT-2017-03-01A




Name	Terminal Part Number	V-Min	Name	Wire Part Number	Wire CSA	Wire Spec	Wire Material description	Wire Color Description	Wire Length	End2 Terminal Part Number	End2 Pin Name	End2 Connector
A	-	-	QW79B	2643673 R1	0.79	18.0	Std. Wall XLPE Primary Cable	GREY	2206.0	-	X	-
A	-	-	QI79A	3510311 R1	0.79	18.0	Thin Wall XLPE Primary Cable	GREY	3110.0	-	A2	J3-1600
B	-	-	QW9BC	2643673 R1	0.79	18.0	Std. Wall XLPE Primary Cable	GREY	2176.0	-	X	-

Connector Name 1113
 Part Number 1661260C1
 Instances B6.7/L9 - Seatbelt Reminder (Warning)(Driver & Passenger in parallel):Diagram1
 Mates SW-SEATBELT-2017-03-01B



Name	Terminal Part Number	V-Min	Name	Wire Part Number	Wire CSA	Wire Spec	Wire Material description	Wire Color Description	Wire Length	End2 Terminal Part Number	End2 Pin Name	End2 Connector
A	-	-	QW79C	2643673 R1	0.79	18.0	Std. Wall XLPE Primary Cable	GREY	2906.0	-	X	-
B	-	-	QW9BD	2643673 R1	0.79	18.0	Std. Wall XLPE Primary Cable	GREY	2876.0	-	X	-

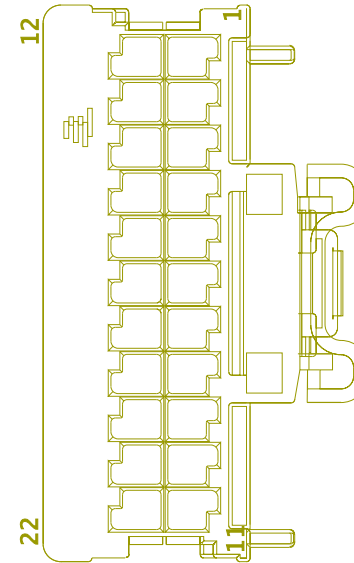
Connector Name 1126M
 Part Number 3928059C1
 Instances B6.7 - Lane Departure Warning - (Bendix Fusion N/ Safety Direct):Diagram1-Combination1
 B6.7 - Lane Departure Warning - (Bendix Fusion N/ Safety Direct):Diagram1-Combination2
 L9 - Lane Departure Warning - (Bendix Fusion N/ Safety Direct):Diagram1-Combination1
 L9 - Lane Departure Warning - (Bendix Fusion N/ Safety Direct):Diagram1-Combination2
 Mates SW-LDW_DISABLE_BEDIX_FUSIO N-3020-02-1A



Name	Terminal Part Number	V-Min	Name	Wire Part Number	Wire CSA	Wire Spec	Wire Material description	Wire Color Description	Wire Length	End2 Terminal Part Number	End2 Pin Name	End2 Connector
1	-	-	YD67COG1	3510311 R1	0.79	18.0	Thin Wall XLPE Primary Cable	GREY	560.0	-	X	-
2	-	-	YD11COG1	3510359 R1	0.79	18.0	Thin Wall XLPE Primary Cable	WHITE	320.0	-	X	-
4	-	-	YD67COG2	3510311 R1	0.79	18.0	Thin Wall XLPE Primary Cable	GREY	560.0	-	X	-
11	-	-	YD67NB	3510348 R1	1.16	16.0	Thin Wall XLPE Primary Cable	VIOLET	320.0	-	X	-

Name	Terminal Part Number	V-Min	Name	Wire Part Number	Wire CSA	Wire Spec	Wire Material description	Wire Color Description	Wire Length	End2 Terminal Part Number	End2 Pin Name	End2 Connector
12	-	-	YD62A	3510353 R1	0.79	18.0	Thin Wall XLPE Primary Cable	DARK BLUE	1345.0	-	-	-

Connector Name 1200A
 Part Number 3768152C1
 Instances
 B6.7 - CAN Layout: Cab Standard J1939 (250Kbps)
 B6.7 - Heating Ventilation & Air Conditioning (HVAC) Auto Temp Control: Diagram1 - HVAC
 B6.7 - Heating Ventilation & Air Conditioning (HVAC) Auto Temp Control: Diagram2 - Actuators
 B6.7 - Heating Ventilation & Air Conditioning (HVAC) Auto Temp Control: Diagram3 - Sensors
 B6.7 - Heating Ventilation & Air Conditioning (HVAC) Manual: Diagram1
 L9 - CAN Layout: Cab Standard J1939 (250Kbps)
 L9 - Heating Ventilation & Air Conditioning (HVAC) Auto Temp Control: Diagram1 - HVAC
 L9 - Heating Ventilation & Air Conditioning (HVAC) Auto Temp Control: Diagram2 - Actuators
 L9 - Heating Ventilation & Air Conditioning (HVAC) Auto Temp Control: Diagram3 - Sensors
 L9 - Heating Ventilation & Air Conditioning (HVAC) Manual: Diagram1



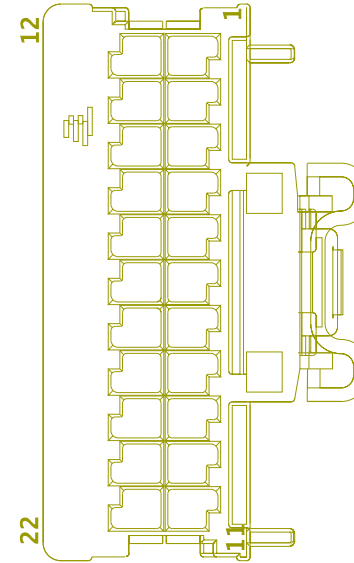
Mates MODU-HVAC_CRTL_HEAD-6003-0 6-01A

Name	Terminal Part Number	V-Min	Name	Wire Part Number	Wire CSA	Wire Spec	Wire Material description	Wire Color Description	Wire Length	End2 Terminal Part Number	End2 Pin Name	End2 Connector
1	-	-	AA73A	3510298 R1	0.53	20.0	Thin Wall XLPE Primary Cable	LIGHT GREEN	980.0	-	X	-
2	-	-	AE74-G	3510358 R1	0.53	20.0	Thin Wall XLPE Primary Cable	WHITE	1180.0	-	-	-
3	-	-	ZF75D-G	2645643 R1	0.35	22.0	Thin Wall XLPE Primary Cable	LIGHT GREEN	2730.0	-	5	1053

Name	Terminal Part Number	V-Min	Name	Wire Part Number	Wire CSA	Wire Spec	Wire Material description	Wire Color Description	Wire Length	End2 Terminal Part Number	End2 Pin Name	End2 Connector
4	-	-	ZF75D	2645643 R1	0.35	22.0	Thin Wall XLPE Primary Cable	LIGHT GREEN	2730.0	-	1	1053
5	-	-	AA75B	3510298 R1	0.53	20.0	Thin Wall XLPE Primary Cable	LIGHT GREEN	3390.0	-	P	1200E
6	-	-	TA75A	3510298 R1	0.53	20.0	Thin Wall XLPE Primary Cable	LIGHT GREEN	1390.0	-	X	-
7	-	-	WIRE720 031	-	0.0	-	-	-	0.0	-	PIN1	-
7	-	-	-	-	-	-	-	-	-	-	-	-
8	-	-	WIRE720 033	-	0.0	-	-	-	0.0	-	PIN1	-
8	-	-	-	-	-	-	-	-	-	-	-	-
9	-	-	AA74A2	3510298 R1	0.53	20.0	Thin Wall XLPE Primary Cable	LIGHT GREEN	3390.0	-	B	1200E
10	-	-	AA74B2	3510298 R1	0.53	20.0	Thin Wall XLPE Primary Cable	LIGHT GREEN	3390.0	-	G	1200E
11	-	-	AA74D5	3510298 R1	0.53	20.0	Thin Wall XLPE Primary Cable	LIGHT GREEN	3240.0	-	K	1200C
12	-	-	AA73B	3510298 R1	0.53	20.0	Thin Wall XLPE Primary Cable	LIGHT GREEN	980.0	-	X	-

Name	Terminal Part Number	V-Min	Name	Wire Part Number	Wire CSA	Wire Spec	Wire Material description	Wire Color Description	Wire Length	End2 Terminal Part Number	End2 Pin Name	End2 Connector
13	-	-	AE74-GA	3510358 R1	0.53	20.0	Thin Wall XLPE Primary Cable	WHITE	1180.0	-	-	-
14	-	-	ZF75TS1	3510298 R1	0.53	20.0	Thin Wall XLPE Primary Cable	LIGHT GREEN	1790.0	-	2	1200F
15	-	-	ZF75TS2	3510298 R1	0.53	20.0	Thin Wall XLPE Primary Cable	LIGHT GREEN	1790.0	-	1	1200F
16	-	-	ZF75TS3	3510298 R1	0.53	20.0	Thin Wall XLPE Primary Cable	LIGHT GREEN	1790.0	-	4	1200F
17	-	-	ZF75TS4	3510298 R1	0.53	20.0	Thin Wall XLPE Primary Cable	LIGHT GREEN	1790.0	-	3	1200F
18	-	-	AA74C2	3510298 R1	0.53	20.0	Thin Wall XLPE Primary Cable	LIGHT GREEN	3240.0	-	B	1200C
19	-	-	AA74E2	3510298 R1	0.53	20.0	Thin Wall XLPE Primary Cable	LIGHT GREEN	3240.0	-	M	1200C
21	-	-	AA74D2	3510298 R1	0.53	20.0	Thin Wall XLPE Primary Cable	LIGHT GREEN	3240.0	-	G	1200C
22	-	-	AA74D4	3510298 R1	0.53	20.0	Thin Wall XLPE Primary Cable	LIGHT GREEN	3240.0	-	J	1200C

Connector Name 1200B
 Part Number 3768153C1
 Instances B6.7 - Heating Ventilation & Air Conditioning (HVAC) Auto Temp
 Control:Diagram2 - Actuators
 B6.7 - Heating Ventilation & Air Conditioning (HVAC)
 Manual:Diagram1
 L9 - Heating Ventilation & Air Conditioning (HVAC) Auto Temp
 Control:Diagram2 - Actuators
 L9 - Heating Ventilation & Air Conditioning (HVAC)
 Manual:Diagram1
 Mates DEV-HVAC_CTRL_HEAD_AUTO-01




Name	Terminal Part Number	V-Min	Name	Wire Part Number	Wire CSA	Wire Spec	Wire Material description	Wire Color Description	Wire Length	End2 Terminal Part Number	End2 Pin Name	End2 Connector
1	-	-	AA74B1	3510298 R1	0.53	20.0	Thin Wall XLPE Primary Cable	LIGHT GREEN	3390.0	-	F	1200E
2	-	-	AA74B3	3510298 R1	0.53	20.0	Thin Wall XLPE Primary Cable	LIGHT GREEN	3390.0	-	H	1200E
3	-	-	AA74B4	3510298 R1	0.53	20.0	Thin Wall XLPE Primary Cable	LIGHT GREEN	3390.0	-	J	1200E
4	-	-	AA74C1	3510298 R1	0.53	20.0	Thin Wall XLPE Primary Cable	LIGHT GREEN	3240.0	-	A	1200C

Name	Terminal Part Number	V-Min	Name	Wire Part Number	Wire CSA	Wire Spec	Wire Material description	Wire Color Description	Wire Length	End2 Terminal Part Number	End2 Pin Name	End2 Connect or
5	-	-	AA74C3	3510298 R1	0.53	20.0	Thin Wall XLPE Primary Cable	LIGHT GREEN	3240.0	-	C	1200C
6	-	-	AA74C4	3510298 R1	0.53	20.0	Thin Wall XLPE Primary Cable	LIGHT GREEN	3240.0	-	D	1200C
7	-	-	AA74C5	3510298 R1	0.53	20.0	Thin Wall XLPE Primary Cable	LIGHT GREEN	3240.0	-	E	1200C
8	-	-	AA74E1	3510298 R1	0.53	20.0	Thin Wall XLPE Primary Cable	LIGHT GREEN	3240.0	-	L	1200C
9	-	-	AA74E3	3510298 R1	0.53	20.0	Thin Wall XLPE Primary Cable	LIGHT GREEN	3240.0	-	N	1200C
10	-	-	AA74E4	3510298 R1	0.53	20.0	Thin Wall XLPE Primary Cable	LIGHT GREEN	3240.0	-	P	1200C
11	-	-	AA74E5	3510298 R1	0.53	20.0	Thin Wall XLPE Primary Cable	LIGHT GREEN	3240.0	-	S	1200C
12	-	-	AA74B5	3510298 R1	0.53	20.0	Thin Wall XLPE Primary Cable	LIGHT GREEN	3390.0	-	K	1200E

Name	Terminal Part Number	V-Min	Name	Wire Part Number	Wire CSA	Wire Spec	Wire Material description	Wire Color Description	Wire Length	End2 Terminal Part Number	End2 Pin Name	End2 Connector
13	-	-	AA74A1	3510298 R1	0.53	20.0	Thin Wall XLPE Primary Cable	LIGHT GREEN	3390.0	-	A	1200E
14	-	-	AA74A3	3510298 R1	0.53	20.0	Thin Wall XLPE Primary Cable	LIGHT GREEN	3390.0	-	C	1200E
15	-	-	AA74A4	3510298 R1	0.53	20.0	Thin Wall XLPE Primary Cable	LIGHT GREEN	3390.0	-	D	1200E
16	-	-	AA74A5	3510298 R1	0.53	20.0	Thin Wall XLPE Primary Cable	LIGHT GREEN	3390.0	-	E	1200E
21	-	-	AA74D1	3510298 R1	0.53	20.0	Thin Wall XLPE Primary Cable	LIGHT GREEN	3240.0	-	F	1200C
22	-	-	AA74D3	3510298 R1	0.53	20.0	Thin Wall XLPE Primary Cable	LIGHT GREEN	3240.0	-	H	1200C

Connector Name 1200C
 Part Number 4057474C1
 Instances B6.7 - Heating Ventilation & Air Conditioning (HVAC) Auto Temp Control:Diagram2 - Actuators
 B6.7 - Heating Ventilation & Air Conditioning (HVAC) Manual:Diagram1
 B6.7/L9 - HVAC Assembly Actuators:Diagram 1
 L9 - Heating Ventilation & Air Conditioning (HVAC) Auto Temp Control:Diagram2 - Actuators
 L9 - Heating Ventilation & Air Conditioning (HVAC) Manual:Diagram1
 Mates DEV-HEAT/EVAP-01



Name	Terminal Part Number	V-Min	Name	Wire Part Number	Wire CSA	Wire Spec	Wire Material description	Wire Color Description	Wire Length	End2 Terminal Part Number	End2 Pin Name	End2 Connector
A	-	-	AA74C1	3510298 R1	0.53	20.0	Thin Wall XLPE Primary Cable	LIGHT GREEN	3240.0	-	4	1200B
A	-	-	WIRE237 300	-	0.35	22.0	Thin Wall XLPE Primary Cable	BLUE	0.0	-	1	HVAC
B	-	-	AA74C2	3510298 R1	0.53	20.0	Thin Wall XLPE Primary Cable	LIGHT GREEN	3240.0	-	18	1200A
B	-	-	WIRE237 301	-	0.35	22.0	Thin Wall XLPE Primary Cable	BLUE	0.0	-	2	HVAC

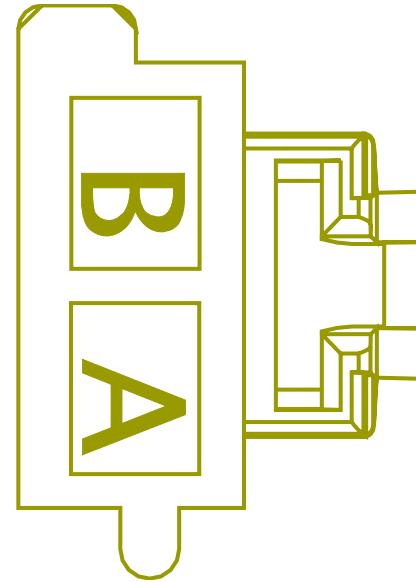
Name	Terminal Part Number	V-Min	Name	Wire Part Number	Wire CSA	Wire Spec	Wire Material description	Wire Color Description	Wire Length	End2 Terminal Part Number	End2 Pin Name	End2 Connect or
C	-	-	AA74C3	3510298 R1	0.53	20.0	Thin Wall XLPE Primary Cable	LIGHT GREEN	3240.0	-	5	1200B
C	-	-	WIRE237 302	-	0.35	22.0	Thin Wall XLPE Primary Cable	BLUE	0.0	-	3	HVAC
D	-	-	AA74C4	3510298 R1	0.53	20.0	Thin Wall XLPE Primary Cable	LIGHT GREEN	3240.0	-	6	1200B
D	-	-	WIRE237 303	-	0.35	22.0	Thin Wall XLPE Primary Cable	GREEN	0.0	-	4	HVAC
E	-	-	AA74C5	3510298 R1	0.53	20.0	Thin Wall XLPE Primary Cable	LIGHT GREEN	3240.0	-	7	1200B
E	-	-	WIRE237 304	-	0.35	22.0	Thin Wall XLPE Primary Cable	GREY	0.0	-	6	HVAC
F	-	-	AA74D1	3510298 R1	0.53	20.0	Thin Wall XLPE Primary Cable	LIGHT GREEN	3240.0	-	21	1200B
F	-	-	WIRE237 306	-	0.35	22.0	Thin Wall XLPE Primary Cable	BLUE	0.0	-	1	HVAC

Name	Terminal Part Number	V-Min	Name	Wire Part Number	Wire CSA	Wire Spec	Wire Material description	Wire Color Description	Wire Length	End2 Terminal Part Number	End2 Pin Name	End2 Connect or
G	-	-	AA74D2	3510298 R1	0.53	20.0	Thin Wall XLPE Primary Cable	LIGHT GREEN	3240.0	-	21	1200A
G	-	-	WIRE237 307	-	0.35	22.0	Thin Wall XLPE Primary Cable	BLUE	0.0	-	2	HVAC
H	-	-	AA74D3	3510298 R1	0.53	20.0	Thin Wall XLPE Primary Cable	LIGHT GREEN	3240.0	-	22	1200B
H	-	-	WIRE237 308	-	0.35	22.0	Thin Wall XLPE Primary Cable	BLUE	0.0	-	3	HVAC
J	-	-	AA74D4	3510298 R1	0.53	20.0	Thin Wall XLPE Primary Cable	LIGHT GREEN	3240.0	-	22	1200A
J	-	-	WIRE237 309	-	0.35	22.0	Thin Wall XLPE Primary Cable	GREEN	0.0	-	4	HVAC
K	-	-	AA74D5	3510298 R1	0.53	20.0	Thin Wall XLPE Primary Cable	LIGHT GREEN	3240.0	-	11	1200A
K	-	-	WIRE237 310	-	0.35	22.0	Thin Wall XLPE Primary Cable	GREY	0.0	-	6	HVAC

Name	Terminal Part Number	V-Min	Name	Wire Part Number	Wire CSA	Wire Spec	Wire Material description	Wire Color Description	Wire Length	End2 Terminal Part Number	End2 Pin Name	End2 Connect or
L	-	-	AA74E1	3510298 R1	0.53	20.0	Thin Wall XLPE Primary Cable	LIGHT GREEN	3240.0	-	8	1200B
L	-	-	WIRE237 311	-	0.35	22.0	Thin Wall XLPE Primary Cable	BLUE	0.0	-	1	HVAC
M	-	-	AA74E2	3510298 R1	0.53	20.0	Thin Wall XLPE Primary Cable	LIGHT GREEN	3240.0	-	19	1200A
M	-	-	WIRE237 312	-	0.35	22.0	Thin Wall XLPE Primary Cable	GREEN	0.0	-	2	HVAC
N	-	-	AA74E3	3510298 R1	0.53	20.0	Thin Wall XLPE Primary Cable	LIGHT GREEN	3240.0	-	9	1200B
N	-	-	WIRE237 313	-	0.35	22.0	Thin Wall XLPE Primary Cable	GREEN	0.0	-	3	HVAC
P	-	-	AA74E4	3510298 R1	0.53	20.0	Thin Wall XLPE Primary Cable	LIGHT GREEN	3240.0	-	10	1200B
P	-	-	WIRE237 314	-	0.35	22.0	Thin Wall XLPE Primary Cable	GREY	0.0	-	4	HVAC

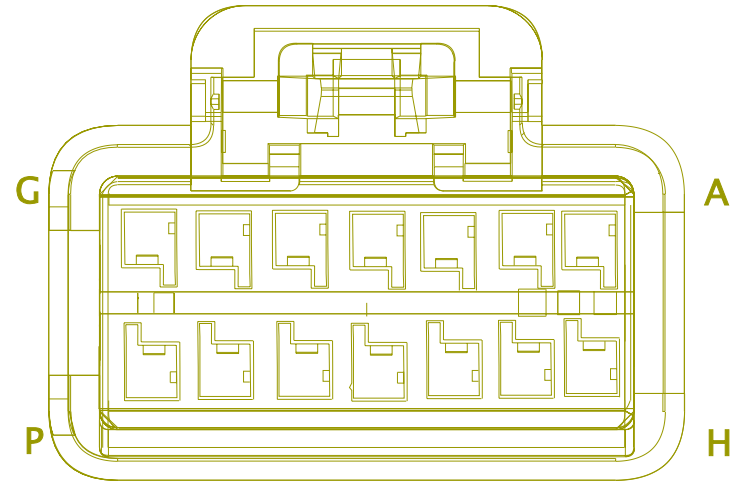
Name	Terminal Part Number	V-Min	Name	Wire Part Number	Wire CSA	Wire Spec	Wire Material description	Wire Color Description	Wire Length	End2 Terminal Part Number	End2 Pin Name	End2 Connector
S	-	-	AA74E5	3510298 R1	0.53	20.0	Thin Wall XLPE Primary Cable	LIGHT GREEN	3240.0	-	11	1200B
S	-	-	WIRE237 315	-	0.35	22.0	Thin Wall XLPE Primary Cable	BLUE	0.0	-	6	HVAC

Connector Name 1200D
 Part Number 4061870C1
 Instances B6.7 - Heating Ventilation & Air Conditioning (HVAC) Auto Temp Control:Diagram1 - HVAC
 B6.7 - Heating Ventilation & Air Conditioning (HVAC) Manual:Diagram1
 B6.7/L9 - HVAC Assembly Actuators:Diagram 1
 L9 - Heating Ventilation & Air Conditioning (HVAC) Auto Temp Control:Diagram1 - HVAC
 L9 - Heating Ventilation & Air Conditioning (HVAC) Manual:Diagram1
 Mates DEV-HEAT/EVAP-01



Name	Terminal Part Number	V-Min	Name	Wire Part Number	Wire CSA	Wire Spec	Wire Material description	Wire Color Description	Wire Length	End2 Terminal Part Number	End2 Pin Name	End2 Connector
A	-	-	TA75AC	2643695 R1	3.01	12.0	Std. Wall XLPE Primary Cable	RED	3415.0	-	-	-
A	-	-	WIRE237 316	-	0.35	22.0	Thin Wall XLPE Primary Cable	RED	0.0	-	1	HVAC
B	-	-	AD75-G	3510362 R1	3.01	12.0	Thin Wall XLPE Primary Cable	WHITE	2170.0	-	-	-
B	-	-	WIRE237 317	-	0.35	22.0	Thin Wall XLPE Primary Cable	WHITE	0.0	-	6	HVAC

Connector Name 1200E
 Part Number 4057658C1
 Instances B6.7 - Heating Ventilation & Air Conditioning (HVAC) Auto Temp Control:Diagram1 - HVAC
 B6.7 - Heating Ventilation & Air Conditioning (HVAC) Auto Temp Control:Diagram2 - Actuators
 B6.7 - Heating Ventilation & Air Conditioning (HVAC) Manual:Diagram1
 B6.7/L9 - HVAC Assembly Actuators:Diagram 1
 L9 - Heating Ventilation & Air Conditioning (HVAC) Auto Temp Control:Diagram1 - HVAC
 L9 - Heating Ventilation & Air Conditioning (HVAC) Auto Temp Control:Diagram2 - Actuators
 L9 - Heating Ventilation & Air Conditioning (HVAC) Manual:Diagram1
 Mates DEV-HEAT/EVAP-01




Name	Terminal Part Number	V-Min	Name	Wire Part Number	Wire CSA	Wire Spec	Wire Material description	Wire Color Description	Wire Length	End2 Terminal Part Number	End2 Pin Name	End2 Connector
A	-	-	AA74A1	3510298 R1	0.53	20.0	Thin Wall XLPE Primary Cable	LIGHT GREEN	3390.0	-	13	1200B
A	-	-	74A1	-	0.35	22.0	Thin Wall XLPE Primary Cable	BLUE	0.0	-	1	HVAC
B	-	-	AA74A2	3510298 R1	0.53	20.0	Thin Wall XLPE Primary Cable	LIGHT GREEN	3390.0	-	9	1200A
B	-	-	WIRE237 319	-	0.35	22.0	Thin Wall XLPE Primary Cable	BLUE	0.0	-	2	HVAC

Name	Terminal Part Number	V-Min	Name	Wire Part Number	Wire CSA	Wire Spec	Wire Material description	Wire Color Description	Wire Length	End2 Terminal Part Number	End2 Pin Name	End2 Connect or
C	-	-	AA74A3	3510298 R1	0.53	20.0	Thin Wall XLPE Primary Cable	LIGHT GREEN	3390.0	-	14	1200B
C	-	-	WIRE237 320	-	0.35	22.0	Thin Wall XLPE Primary Cable	BLUE	0.0	-	3	HVAC
D	-	-	AA74A4	3510298 R1	0.53	20.0	Thin Wall XLPE Primary Cable	LIGHT GREEN	3390.0	-	15	1200B
D	-	-	WIRE237 321	-	0.35	22.0	Thin Wall XLPE Primary Cable	GREEN	0.0	-	4	HVAC
E	-	-	AA74A5	3510298 R1	0.53	20.0	Thin Wall XLPE Primary Cable	LIGHT GREEN	3390.0	-	16	1200B
E	-	-	WIRE237 322	-	0.35	22.0	Thin Wall XLPE Primary Cable	GREY	0.0	-	6	HVAC
F	-	-	AA74B1	3510298 R1	0.53	20.0	Thin Wall XLPE Primary Cable	LIGHT GREEN	3390.0	-	1	1200B
F	-	-	WIRE237 323	-	0.35	22.0	Thin Wall XLPE Primary Cable	BLUE	0.0	-	1	HVAC

Name	Terminal Part Number	V-Min	Name	Wire Part Number	Wire CSA	Wire Spec	Wire Material description	Wire Color Description	Wire Length	End2 Terminal Part Number	End2 Pin Name	End2 Connect or
G	-	-	AA74B2	3510298 R1	0.53	20.0	Thin Wall XLPE Primary Cable	LIGHT GREEN	3390.0	-	10	1200A
G	-	-	WIRE237 324	-	0.35	22.0	Thin Wall XLPE Primary Cable	GREEN	0.0	-	2	HVAC
H	-	-	AA74B3	3510298 R1	0.53	20.0	Thin Wall XLPE Primary Cable	LIGHT GREEN	3390.0	-	2	1200B
H	-	-	WIRE237 325	-	0.35	22.0	Thin Wall XLPE Primary Cable	GREEN	0.0	-	3	HVAC
J	-	-	AA74B4	3510298 R1	0.53	20.0	Thin Wall XLPE Primary Cable	LIGHT GREEN	3390.0	-	3	1200B
J	-	-	WIRE237 326	-	0.35	22.0	Thin Wall XLPE Primary Cable	GREEN	0.0	-	4	HVAC
K	-	-	AA74B5	3510298 R1	0.53	20.0	Thin Wall XLPE Primary Cable	LIGHT GREEN	3390.0	-	12	1200B
K	-	-	WIRE237 327	-	0.35	22.0	Thin Wall XLPE Primary Cable	BLUE	0.0	-	6	HVAC


Name	Terminal Part Number	V-Min	Name	Wire Part Number	Wire CSA	Wire Spec	Wire Material description	Wire Color Description	Wire Length	End2 Terminal Part Number	End2 Pin Name	End2 Connect or
L	-	-	SA77D	3510298 R1	0.53	20.0	Thin Wall XLPE Primary Cable	LIGHT GREEN	2945.0	-	A10	J7-1607
L	-	-	WIRE237 328	-	0.35	22.0	Thin Wall XLPE Primary Cable	GREEN	0.0	-	1	HVAC
M	-	-	AA6AM	3510310 R1	0.53	20.0	Thin Wall XLPE Primary Cable	GREY	2945.0	-	B10	J7-1607
M	-	-	WIRE237 329	-	0.35	22.0	Thin Wall XLPE Primary Cable	GREEN	0.0	-	2	HVAC
N	-	-	TA75AB	3510299 R1	0.79	18.0	Thin Wall XLPE Primary Cable	LIGHT GREEN	2000.0	-	X	-
N	-	-	WIRE237 330	-	0.35	22.0	Thin Wall XLPE Primary Cable	GREEN	0.0	-	2	HVAC
P	-	-	AA75B	3510298 R1	0.53	20.0	Thin Wall XLPE Primary Cable	LIGHT GREEN	3390.0	-	5	1200A
P	-	-	WIRE237 332	-	0.35	22.0	Thin Wall XLPE Primary Cable	GREY	0.0	-	3	HVAC

Connector Name 1200F
 Part Number 4116508C1
 Instances B6.7 - Heating Ventilation & Air Conditioning (HVAC) Auto Temp Control:Diagram3 - Sensors
 L9 - Heating Ventilation & Air Conditioning (HVAC) Auto Temp Control:Diagram3 - Sensors
 Mates DEV-ITOS_SNSR-01



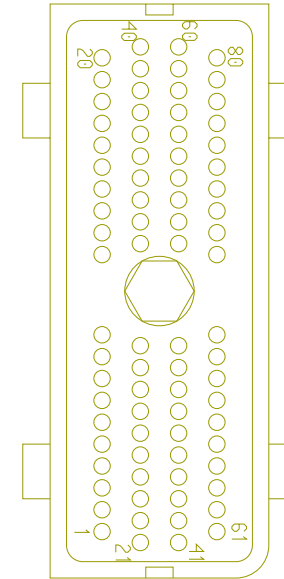
Name	Terminal Part Number	V-Min	Name	Wire Part Number	Wire CSA	Wire Spec	Wire Material description	Wire Color Description	Wire Length	End2 Terminal Part Number	End2 Pin Name	End2 Connector
1	-	-	ZF75TS2	3510298 R1	0.53	20.0	Thin Wall XLPE Primary Cable	LIGHT GREEN	1790.0	-	15	1200A
2	-	-	ZF75TS1	3510298 R1	0.53	20.0	Thin Wall XLPE Primary Cable	LIGHT GREEN	1790.0	-	14	1200A
3	-	-	ZF75TS4	3510298 R1	0.53	20.0	Thin Wall XLPE Primary Cable	LIGHT GREEN	1790.0	-	17	1200A
4	-	-	ZF75TS3	3510298 R1	0.53	20.0	Thin Wall XLPE Primary Cable	LIGHT GREEN	1790.0	-	16	1200A

Connector Name 1202
 Part Number RING-E-1-2_0
 Instances L9 - Cranking (Starter) GEN4 BODY CONTROL MODULE W/O
 Thermal Overcrank:Diagram1
 Mates MOT-STARTER-5024-01-04



Name	Terminal Part Number	V-Min	Name	Wire Part Number	Wire CSA	Wire Spec	Wire Material description	Wire Color Description	Wire Length	End2 Terminal Part Number	End2 Pin Name	End2 Connector
A	-	-	14-G	2645235 R1	49.99	0.0	SGX FLEX 125C	BLACK	360.0	-	1	S96_9257
A	-	-	WB2-G	3592742 R1	39.43	1.0	Std. Wall XLPE Battery Cable	WHITE	2615.0	-	A	1010

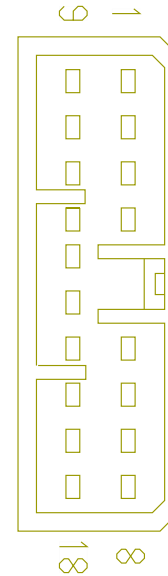
Connector Name 1234
 Part Number 3605713C1
 Instances
 B6.7 - Backup Light (Dual Daisy Reverse LT) Allison/ZF Trans
 1K/2K:Diagram1-Combination1
 B6.7 - Backup Light (Dual Daisy Reverse LT) Allison/ZF Trans
 3K/4K:Diagram1-Combination1
 B6.7 - Backup Light (Dual Reverse Light) Allison/ZF Trans
 1K/2K:Diagram1-Combination1
 B6.7 - Backup Light (Dual Reverse Light) Allison/ZF Trans
 3K/4K:Diagram1-Combination1
 B6.7 - Backup Light (Single Reverse Light) Allison
 1K/2K:Diagram1-Combination1
 B6.7 - Backup Light (Single Reverse Light) Allison
 3K/4K:Diagram1-Combination1
 B6.7 - Backup Light Single Reverse Light Allison
 1K/2K:Diagram1-Combination1
 B6.7 - Backup Light Single Reverse Light Allison
 3K/4K:Diagram1-Combination1
 B6.7 - Backup Light(Single Reverse Light) Allison
 1K/2K:Diagram1-Combination1
 B6.7 - Backup Light(Single Reverse Light) Allison
 3K/4K:Diagram1-Combination1
 B6.7 - Starter Interlocks (BCM Controlled with Input from Allison
 3K/4K TCM):Diagram1-Combination1
 B6.7/L9 - Transfer Case - High/Low Air Sol:Diagram1
 B6.7/L9 - Transfer Case - High/Neu/Low Air Sol:Diagram1
 L9 - Allison without Switch and with Confirmation
 Telltale:Diagram1-Combination1
 L9 - Starter Interlocks (BCM Controlled with Input from Allison
 3K/4K TCM):Diagram1-Combination1



Name	Terminal Part Number	V-Min	Name	Wire Part Number	Wire CSA	Wire Spec	Wire Material description	Wire Color Description	Wire Length	End2 Terminal Part Number	End2 Pin Name	End2 Connect or
3	-	-	A92#103	3510335 R1	0.79	18.0	Thin Wall XLPE Primary Cable	YELLOW 2	370.0	-	2	1235
6	-	-	-	-	-	-	-	-	-	-	-	-

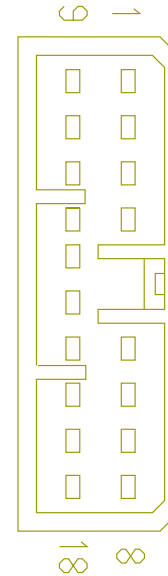
Name	Terminal Part Number	V-Min	Name	Wire Part Number	Wire CSA	Wire Spec	Wire Material description	Wire Color Description	Wire Length	End2 Terminal Part Number	End2 Pin Name	End2 Connector
17	-	-	A92#117	3510341 R1	0.79	18.0	Thin Wall XLPE Primary Cable	LIGHT BLUE	370.0	-	6	1235
27	-	-	-	-	-	-	-	-	-	-	-	-
41	-	-	A92#141	3510329 R1	0.79	18.0	Thin Wall XLPE Primary Cable	TAN	370.0	-	12	1235
65	-	-	A92#165	3510329 R1	0.79	18.0	Thin Wall XLPE Primary Cable	TAN	370.0	-	2	1236

Connector Name 1235
 Part Number 3627615C1
 Short Description TRANS MODULE 1
 Instances B6.7 - Transmission Shifter (Stalk Shifter Allison):Diagram1-Combination1
 L9 - Starter Interlocks (BCM Controlled with Input from Allison 3K/4K TCM):Diagram1-Combination1
 Mates 1501



Name	Terminal Part Number	V-Min	Name	Wire Part Number	Wire CSA	Wire Spec	Wire Material description	Wire Color Description	Wire Length	End2 Terminal Part Number	End2 Pin Name	End2 Connector
11	-	-	A92#134	3510335 R1	0.79	18.0	Thin Wall XLPE Primary Cable	YELLOW 2	370.0	-	34	P5K_1234
12	-	-	A92#141	3510329 R1	0.79	18.0	Thin Wall XLPE Primary Cable	TAN	370.0	-	41	1234

Connector Name 1235
 Part Number 3627615C1
 Short Description TRANS MODULE 1
 Instances
 B6.7 - Starter Interlocks (BCM Controlled with Input from Allison 1K/2K TCM):Diagram1-Combination1
 B6.7 - Starter Interlocks (BCM Controlled with Input from Allison 3K/4K TCM):Diagram1-Combination1
 B6.7 - Transmission (Allison 3K/4K):Diagram1-Combination1
 L9 - Allison without Switch and with Confirmation
 Telltale:Diagram1-Combination1
 L9 - Transmission (Allison 3K/4K):Diagram1-Combination1
 L9 - Transmission Shifter (Stalk Shifter Allison):Diagram1-Combination1
 Mates 1501



Name	Terminal Part Number	V-Min	Name	Wire Part Number	Wire CSA	Wire Spec	Wire Material description	Wire Color Description	Wire Length	End2 Terminal Part Number	End2 Pin Name	End2 Connector
1	-	-	A92#101	3510341 R1	0.79	18.0	Thin Wall XLPE Primary Cable	LIGHT BLUE	370.0	-	1	P5K_1234
2	-	-	A92#103	3510335 R1	0.79	18.0	Thin Wall XLPE Primary Cable	YELLOW 2	370.0	-	3	1234
2	-	-	A92#103	3510335 R1	0.79	18.0	Thin Wall XLPE Primary Cable	YELLOW 2	370.0	-	3	P5K_1234
3	-	-	A92#105	3510317 R1	0.79	18.0	Thin Wall XLPE Primary Cable	ORANGE	370.0	-	5	P5K_1234

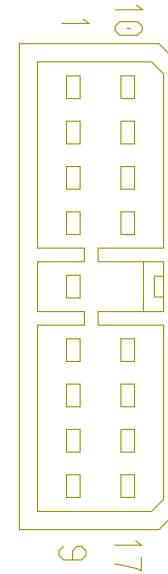
Name	Terminal Part Number	V-Min	Name	Wire Part Number	Wire CSA	Wire Spec	Wire Material description	Wire Color Description	Wire Length	End2 Terminal Part Number	End2 Pin Name	End2 Connect or
4	-	-	A92#109	3510311 R1	0.79	18.0	Thin Wall XLPE Primary Cable	GREY	370.0	-	9	P5K_1234
5	-	-	A92#110	3510323 R1	0.79	18.0	Thin Wall XLPE Primary Cable	PINK	370.0	-	10	P5K_1234
6	-	-	A92#117	3510341 R1	0.79	18.0	Thin Wall XLPE Primary Cable	LIGHT BLUE	370.0	-	17	1234
6	-	-	A92#117	3510341 R1	0.79	18.0	Thin Wall XLPE Primary Cable	LIGHT BLUE	370.0	-	17	P5K_1234
7	-	-	A92#122	3510335 R1	0.79	18.0	Thin Wall XLPE Primary Cable	YELLOW 2	370.0	-	22	P5K_1234
8	-	-	A92#123	3510299 R1	0.79	18.0	Thin Wall XLPE Primary Cable	LIGHT GREEN	370.0	-	23	P5K_1234
9	-	-	A92#115	3510359 R1	0.79	18.0	Thin Wall XLPE Primary Cable	WHITE	370.0	-	31	P5K_1234
10	-	-	A92#130	3510359 R1	0.79	18.0	Thin Wall XLPE Primary Cable	WHITE	370.0	-	30	P5K_1234

Name	Terminal Part Number	V-Min	Name	Wire Part Number	Wire CSA	Wire Spec	Wire Material description	Wire Color Description	Wire Length	End2 Terminal Part Number	End2 Pin Name	End2 Connect or
11	-	-	A92#134	3510335 R1	0.79	18.0	Thin Wall XLPE Primary Cable	YELLOW 2	370.0	-	34	P5K_1234
12	-	-	A92#141	3510329 R1	0.79	18.0	Thin Wall XLPE Primary Cable	TAN	370.0	-	41	1234
12	-	-	A92#141	3510329 R1	0.79	18.0	Thin Wall XLPE Primary Cable	TAN	370.0	-	41	7151
12	-	-	A92#141	3510329 R1	0.79	18.0	Thin Wall XLPE Primary Cable	TAN	370.0	-	41	P5K_1234
13	-	-	A92#143	3510341 R1	0.79	18.0	Thin Wall XLPE Primary Cable	LIGHT BLUE	370.0	-	43	P5K_1234
14	-	-	A92#145	3510317 R1	0.79	18.0	Thin Wall XLPE Primary Cable	ORANGE	370.0	-	45	P5K_1234
15	-	-	A92#119	3510341 R1	0.79	18.0	Thin Wall XLPE Primary Cable	LIGHT BLUE	370.0	-	19	P5K_1234
16	-	-	A92#124	3510359 R1	0.79	18.0	Thin Wall XLPE Primary Cable	WHITE	370.0	-	24	P5K_1234

Name	Terminal Part Number	V-Min	Name	Wire Part Number	Wire CSA	Wire Spec	Wire Material description	Wire Color Description	Wire Length	End2 Terminal Part Number	End2 Pin Name	End2 Connector
17	-	-	A92#162	3510335 R1	0.79	18.0	Thin Wall XLPE Primary Cable	YELLOW 2	370.0	-	62	P5K_1234
18	-	-	A92#163	3510335 R1	0.79	18.0	Thin Wall XLPE Primary Cable	YELLOW 2	370.0	-	63	P5K_1234

Connector Name 1236
 Part Number 2042685C1
 Short Description TRANS MODULE 2
 Instances
 B6.7 - Backup Light (Dual Daisy Reverse LT) Allison/ZF Trans
 1K/2K:Diagram1-Combination1
 B6.7 - Backup Light (Dual Daisy Reverse LT) Allison/ZF Trans
 3K/4K:Diagram1-Combination1
 B6.7 - Backup Light (Dual Reverse Light) Allison/ZF Trans
 1K/2K:Diagram1-Combination1
 B6.7 - Backup Light (Dual Reverse Light) Allison/ZF Trans
 3K/4K:Diagram1-Combination1
 B6.7 - Backup Light (Single Reverse Light) Allison
 1K/2K:Diagram1-Combination1
 B6.7 - Backup Light (Single Reverse Light) Allison
 3K/4K:Diagram1-Combination1
 B6.7 - Backup Light Single Reverse Light Allison
 1K/2K:Diagram1-Combination1
 B6.7 - Backup Light Single Reverse Light Allison
 3K/4K:Diagram1-Combination1
 B6.7 - Backup Light(Single Reverse Light) Allison
 1K/2K:Diagram1-Combination1
 B6.7 - Backup Light(Single Reverse Light) Allison
 3K/4K:Diagram1-Combination1
 L9 - Backup Light (Dual Daisy Reverse) Allison/ZF Trans
 3K/4K:Diagram1-Combination1
 L9 - Backup Light (Dual Reverse Light) Allison/ZF Trans
 3K/4K:Diagram1-Combination1
 L9 - Backup Light (Single Reverse Light) - Allison
 3K/4K:Diagram1-Combination1
 L9 - Backup Light (Single Reverse Light) Allison
 3K/4K:Diagram1-Combination1
 L9 - Backup Light - (Single Reverse Light) Allison
 3K/4K:Diagram1-Combination1
 L9 - Transmission (Allison 3K/4K):Diagram1-Combination1

Mates 1502

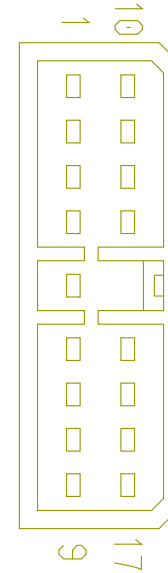


Name	Terminal Part Number	V-Min	Name	Wire Part Number	Wire CSA	Wire Spec	Wire Material description	Wire Color Description	Wire Length	End2 Terminal Part Number	End2 Pin Name	End2 Connect or
1	-	-	A92#164	3510341 R1	0.79	18.0	Thin Wall XLPE Primary Cable	LIGHT BLUE	370.0	-	64	P5K_1234
2	-	-	A92#165	3510329 R1	0.79	18.0	Thin Wall XLPE Primary Cable	TAN	370.0	-	65	P5K_1234
2	-	-	A92#165	3510329 R1	0.79	18.0	Thin Wall XLPE Primary Cable	TAN	370.0	-	65	1234
3	-	-	A92#169	3510311 R1	0.79	18.0	Thin Wall XLPE Primary Cable	GREY	370.0	-	69	P5K_1234
4	-	-	A92#170	3510323 R1	0.79	18.0	Thin Wall XLPE Primary Cable	PINK	370.0	-	70	P5K_1234
5	-	-	A92#111	3510317 R1	0.79	18.0	Thin Wall XLPE Primary Cable	ORANGE	370.0	-	11	P5K_1234
6	-	-	A92#112	3510323 R1	0.79	18.0	Thin Wall XLPE Primary Cable	PINK	370.0	-	12	P5K_1234
7	-	-	A92#116	3510341 R1	0.79	18.0	Thin Wall XLPE Primary Cable	LIGHT BLUE	370.0	-	16	P5K_1234

Name	Terminal Part Number	V-Min	Name	Wire Part Number	Wire CSA	Wire Spec	Wire Material description	Wire Color Description	Wire Length	End2 Terminal Part Number	End2 Pin Name	End2 Connect or
8	-	-	A92#177	3510299 R1	0.79	18.0	Thin Wall XLPE Primary Cable	LIGHT GREEN	370.0	-	77	P5K_1234
9	-	-	A92#131	3510335 R1	0.79	18.0	Thin Wall XLPE Primary Cable	YELLOW 2	370.0	-	31	P5K_1234
10	-	-	A92#133	3510335 R1	0.79	18.0	Thin Wall XLPE Primary Cable	YELLOW 2	370.0	-	33	P5K_1234
11	-	-	A92#136	3510317 R1	0.79	18.0	Thin Wall XLPE Primary Cable	ORANGE	370.0	-	36	P5K_1234
12	-	-	A92#137	3510359 R1	0.79	18.0	Thin Wall XLPE Primary Cable	WHITE	370.0	-	37	P5K_1234
13	-	-	A92#158	3510299 R1	0.79	18.0	Thin Wall XLPE Primary Cable	LIGHT GREEN	370.0	-	58	P5K_1234
14	-	-	A92#171	3510335 R1	0.79	18.0	Thin Wall XLPE Primary Cable	YELLOW 2	370.0	-	71	P5K_1234
15	-	-	A92#151	3510359 R1	0.79	18.0	Thin Wall XLPE Primary Cable	WHITE	370.0	-	51	P5K_1234


Name	Terminal Part Number	V-Min	Name	Wire Part Number	Wire CSA	Wire Spec	Wire Material description	Wire Color Description	Wire Length	End2 Terminal Part Number	End2 Pin Name	End2 Connector
16	-	-	A92#152	3510299 R1	0.79	18.0	Thin Wall XLPE Primary Cable	LIGHT GREEN	370.0	-	52	P5K_1234
17	-	-	A31#154	3510329 R1	0.79	18.0	Thin Wall XLPE Primary Cable	TAN	370.0	-	54	P5K_1234

Connector Name 1236
 Part Number 2042685C1
 Short Description TRANS MODULE 2
 Instances B6.7 - Transmission (Allison 3K/4K):Diagram1-Combination1
 Mates 1502




Name	Terminal Part Number	V-Min	Name	Wire Part Number	Wire CSA	Wire Spec	Wire Material description	Wire Color Description	Wire Length	End2 Terminal Part Number	End2 Pin Name	End2 Connector
3	-	-	A92#169	3510311 R1	0.79	18.0	Thin Wall XLPE Primary Cable	GREY	370.0	-	69	P5K_1234
4	-	-	A92#170	3510323 R1	0.79	18.0	Thin Wall XLPE Primary Cable	PINK	370.0	-	70	P5K_1234

Connector Name 1237
 Part Number 2018589C1
 Instances B6.7 - CAN Layout:Powertrain Standard J1939 (500Kbps)
 Mates 1503



Name	Terminal Part Number	V-Min	Name	Wire Part Number	Wire CSA	Wire Spec	Wire Material description	Wire Color Description	Wire Length	End2 Terminal Part Number	End2 Pin Name	End2 Connector
4	-	-	WIRE722742	-	0.0	-	-	-	0.0	-	27	P5K_1234
4	-	-	WIRE728824	-	0.0	-	-	-	0.0	-	27	P5K_1234
12	-	-	WIRE722745	-	0.0	-	-	-	0.0	-	6	P5K_1234
12	-	-	WIRE728823	-	0.0	-	-	-	0.0	-	6	P5K_1234

Connector Name 1237
 Part Number 2018589C1
 Short Description TRANS MODULE 3
 Instances B6.7 - Range Inhibit (sixth gear inhibit switch):Diagram1-Combination1
 L9 - CAN Layout:Powertrain Standard J1939 (500Kbps)
 L9 - Transmission (Allison 3K/4K):Diagram1-Combination1
 Mates 1503

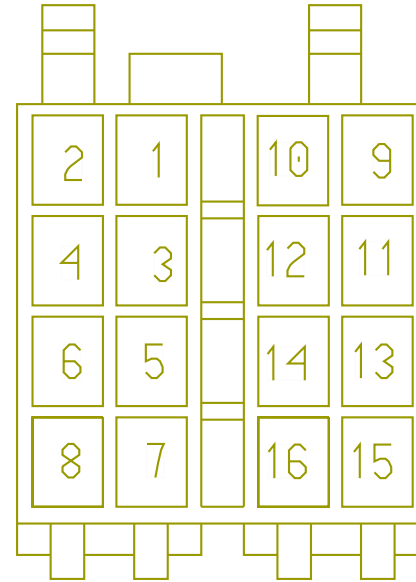


Name	Terminal Part Number	V-Min	Name	Wire Part Number	Wire CSA	Wire Spec	Wire Material description	Wire Color Description	Wire Length	End2 Terminal Part Number	End2 Pin Name	End2 Connector
1	-	-	A48#139	3510317 R1	0.79	18.0	Thin Wall XLPE Primary Cable	ORANGE	370.0	-	39	P5K_1234
2	-	-	A47#140	3510299 R1	0.79	18.0	Thin Wall XLPE Primary Cable	LIGHT GREEN	370.0	-	40	P5K_1234
3	-	-	A92#120	3510341 R1	0.79	18.0	Thin Wall XLPE Primary Cable	LIGHT BLUE	370.0	-	20	P5K_1234
4	-	-	WIRE728 824	-	0.0	-	-	-	0.0	-	27	P5K_1234
5	-	-	A92#155	3510359 R1	0.79	18.0	Thin Wall XLPE Primary Cable	WHITE	370.0	-	55	P5K_1234

Name	Terminal Part Number	V-Min	Name	Wire Part Number	Wire CSA	Wire Spec	Wire Material description	Wire Color Description	Wire Length	End2 Terminal Part Number	End2 Pin Name	End2 Connect or
6	-	-	A92#174	3510341 R1	0.79	18.0	Thin Wall XLPE Primary Cable	LIGHT BLUE	370.0	-	74	P5K_1234
7	-	-	A92#176	3510335 R1	0.79	18.0	Thin Wall XLPE Primary Cable	YELLOW 2	370.0	-	76	P5K_1234
8	-	-	A47#125	3510329 R1	0.79	18.0	Thin Wall XLPE Primary Cable	TAN	370.0	-	1	P5K_1234
9	-	-	A48#159	3510329 R1	0.79	18.0	Thin Wall XLPE Primary Cable	TAN	370.0	-	59	P5K_1234
10	-	-	A47#160	3510335 R1	0.79	18.0	Thin Wall XLPE Primary Cable	YELLOW 2	370.0	-	60	P5K_1234
11	-	-	A92#180	3510317 R1	0.79	18.0	Thin Wall XLPE Primary Cable	ORANGE	370.0	-	80	P5K_1234
12	-	-	WIRE728 823	-	0.0	-	-	-	0.0	-	6	P5K_1234
13	-	-	A92#142	3510359 R1	0.79	18.0	Thin Wall XLPE Primary Cable	WHITE	370.0	-	17	P5K_1234
14	-	-	A92#156	3510323 R1	0.79	18.0	Thin Wall XLPE Primary Cable	PINK	370.0	-	56	P5K_1234

Name	Terminal Part Number	V-Min	Name	Wire Part Number	Wire CSA	Wire Spec	Wire Material description	Wire Color Description	Wire Length	End2 Terminal Part Number	End2 Pin Name	End2 Connector
15	-	-	A92#161	3510317 R1	0.79	18.0	Thin Wall XLPE Primary Cable	ORANGE	370.0	-	61	P5K_1234
16	-	-	A92#175	3510317 R1	0.79	18.0	Thin Wall XLPE Primary Cable	ORANGE	370.0	-	75	P5K_1234
18	-	-	A92#118	3510311 R1	0.79	18.0	Thin Wall XLPE Primary Cable	GREY	370.0	-	18	P5K_1234

Connector Name 1300
 Part Number 3597143C1
 Instances B6.7 - CAN Layout:Cab Standard J1939 (250Kbps)
 B6.7/L9 - Adaptive Cruise Control (Fusion 3.0 N/ DIU):Diagram1
 B6.7/L9 - Radio:Diagram1
 B6.7/L9 - Radio w/Bluetooth:Diagram1-Combination1
 B6.7/L9 - Radio w/Bluetooth:Diagram1-Combination2
 B6.7/L9 - Radio w/Bluetooth without Steering Wheel Pod:Diagram1
 B6.7/L9 - Radio w/Steering Wheel Pod:Diagram1-Combination1
 B6.7/L9 - Radio w/Steering Wheel Pod:Diagram1-Combination2
 B6.7/L9 - Speakers:Four Speakers Daycab BT n/QC:Diagram1
 B6.7/L9 - Speakers:Four Speakers Daycab n/BT n/QC:Diagram1
 B6.7/L9 - Speakers:Four Speakers Daycab n/BT w/ QC:Diagram1
 B6.7/L9 - Speakers:Four Speakers Daycab w/BT w/ QC:Diagram1
 B6.7/L9 - Speakers:Two Speakers Daycab BT n/QC:Diagram1
 B6.7/L9 - Speakers:Two Speakers Daycab n/BT n/QC:Diagram1
 B6.7/L9 - Speakers:Two Speakers n/BT w/QC:Diagram1
 B6.7/L9 - Speakers:Two Speakers w/BT w/QC:Diagram1
 B6.7/L9 - Vehicle Information Display (W/ BT):Diagram1
 B6.7/L9 - Vehicle Information Display Premium w/ Wi-Fi VID:Diagram1
 B6.7/L9 - Vehicle Information Display W/O BT:Diagram1
 L9 - CAN Layout:Cab Standard J1939 (250Kbps)



Mates MODU-Radio-2008-02-01A

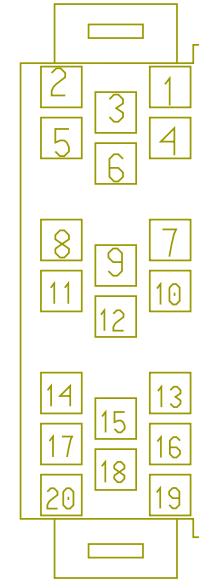
Name	Terminal Part Number	V-Min	Name	Wire Part Number	Wire CSA	Wire Spec	Wire Material description	Wire Color Description	Wire Length	End2 Terminal Part Number	End2 Pin Name	End2 Connector
1	-	-	-	-	-	-	-	-	-	-	-	-
1	-	-	WIRE720043	-	0.0	-	-	-	0.0	-	PIN1	-
2	-	-	-	-	-	-	-	-	-	-	-	-
2	-	-	WIRE720045	-	0.0	-	-	-	0.0	-	PIN1	-

Name	Terminal Part Number	V-Min	Name	Wire Part Number	Wire CSA	Wire Spec	Wire Material description	Wire Color Description	Wire Length	End2 Terminal Part Number	End2 Pin Name	End2 Connector
4	-	-	SM86AE	3510299 R1	0.79	18.0	Thin Wall XLPE Primary Cable	LIGHT GREEN	1900.0	-	-	-
7	-	-	SM86P	3510299 R1	0.79	18.0	Thin Wall XLPE Primary Cable	LIGHT GREEN	1855.0	-	-	-
8	-	-	SM86-G	3510359 R1	0.79	18.0	Thin Wall XLPE Primary Cable	WHITE	720.0	-	-	-
9	-	-	SP86DA	3510299 R1	0.79	18.0	Thin Wall XLPE Primary Cable	LIGHT GREEN	3320.0	-	C	2312
9	-	-	SP86DA	3510299 R1	0.79	18.0	Thin Wall XLPE Primary Cable	LIGHT GREEN	3320.0	-	C	2313
10	-	-	SP86EA	3510299 R1	0.79	18.0	Thin Wall XLPE Primary Cable	LIGHT GREEN	3320.0	-	D	2312
10	-	-	SP86EA	3510299 R1	0.79	18.0	Thin Wall XLPE Primary Cable	LIGHT GREEN	3320.0	-	D	2313
11	-	-	SQ86K	3510299 R1	0.79	18.0	Thin Wall XLPE Primary Cable	LIGHT GREEN	1650.0	-	C	3206M

Name	Terminal Part Number	V-Min	Name	Wire Part Number	Wire CSA	Wire Spec	Wire Material description	Wire Color Description	Wire Length	End2 Terminal Part Number	End2 Pin Name	End2 Connector
11	-	-	MQ86K	3510299 R1	0.79	18.0	Thin Wall XLPE Primary Cable	LIGHT GREEN	1650.0	-	C	3206M
12	-	-	SQ86L	3510299 R1	0.79	18.0	Thin Wall XLPE Primary Cable	LIGHT GREEN	1650.0	-	D	3206M
12	-	-	MQ86L	3510299 R1	0.79	18.0	Thin Wall XLPE Primary Cable	LIGHT GREEN	1650.0	-	D	3206M
13	-	-	SQ86H	3510299 R1	0.79	18.0	Thin Wall XLPE Primary Cable	LIGHT GREEN	1235.0	-	C	3205F
13	-	-	SQ86H	3510299 R1	0.79	18.0	Thin Wall XLPE Primary Cable	LIGHT GREEN	1235.0	-	C	3205M
13	-	-	MQ86H	3510299 R1	0.79	18.0	Thin Wall XLPE Primary Cable	LIGHT GREEN	1265.0	-	A	1916A
14	-	-	SQ86J	3510299 R1	0.79	18.0	Thin Wall XLPE Primary Cable	LIGHT GREEN	1235.0	-	D	3205F
14	-	-	SQ86J	3510299 R1	0.79	18.0	Thin Wall XLPE Primary Cable	LIGHT GREEN	1235.0	-	D	3205M

Name	Terminal Part Number	V-Min	Name	Wire Part Number	Wire CSA	Wire Spec	Wire Material description	Wire Color Description	Wire Length	End2 Terminal Part Number	End2 Pin Name	End2 Connect or
14	-	-	MQ86J	3510299 R1	0.79	18.0	Thin Wall XLPE Primary Cable	LIGHT GREEN	1265.0	-	B	1916A
15	-	-	SP86BA	3510299 R1	0.79	18.0	Thin Wall XLPE Primary Cable	LIGHT GREEN	2730.0	-	C	2312
16	-	-	SP86CA	3510299 R1	0.79	18.0	Thin Wall XLPE Primary Cable	LIGHT GREEN	2730.0	-	D	2312

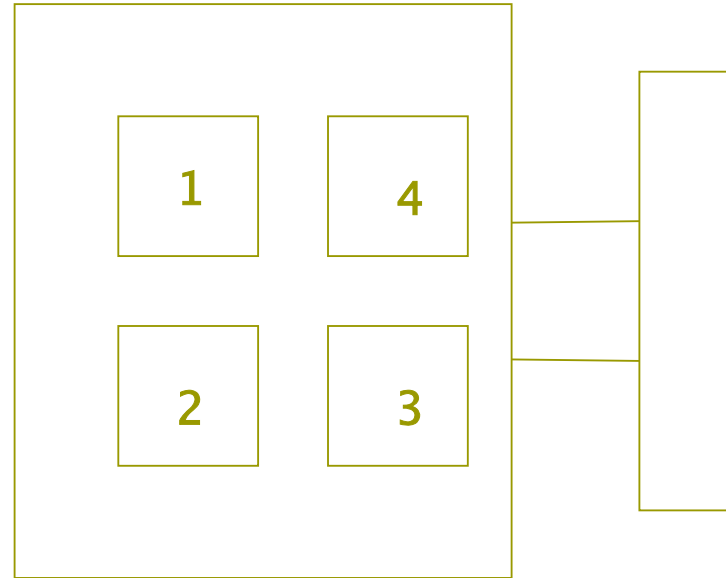
Connector Name 1301
 Part Number 3600061C1
 Instances B6.7/L9 - Radio w/Bluetooth:Diagram1-Combination1
 B6.7/L9 - Radio w/Bluetooth:Diagram1-Combination2
 B6.7/L9 - Radio w/Bluetooth without Steering Wheel Pod:Diagram1
 B6.7/L9 - Vehicle Information Display (W/ BT):Diagram1
 B6.7/L9 - Vehicle Information Display Premium w/ Wi-Fi VID:Diagram1
 B6.7/L9 - Vehicle Information Display W/O BT:Diagram1
 Mates MODU-Radio-2008-02-05A



Name	Terminal Part Number	V-Min	Name	Wire Part Number	Wire CSA	Wire Spec	Wire Material description	Wire Color Description	Wire Length	End2 Terminal Part Number	End2 Pin Name	End2 Connector
7	-	-	NE86AA	3510298 R1	0.53	20.0	Thin Wall XLPE Primary Cable	LIGHT GREEN	570.0	-	11	2225
9	-	-	NE86AC	3510298 R1	0.53	20.0	Thin Wall XLPE Primary Cable	LIGHT GREEN	570.0	-	13	2225
10	-	-	NE86AB	3510298 R1	0.53	20.0	Thin Wall XLPE Primary Cable	LIGHT GREEN	570.0	-	12	2225
11	-	-	NE86AD	3510298 R1	0.53	20.0	Thin Wall XLPE Primary Cable	LIGHT GREEN	570.0	-	14	2225
15	-	-	SR86A(+)	-	0.53	20.0	J1939 .46 WAL	YELLOW 2	1265.0	-	2	2505

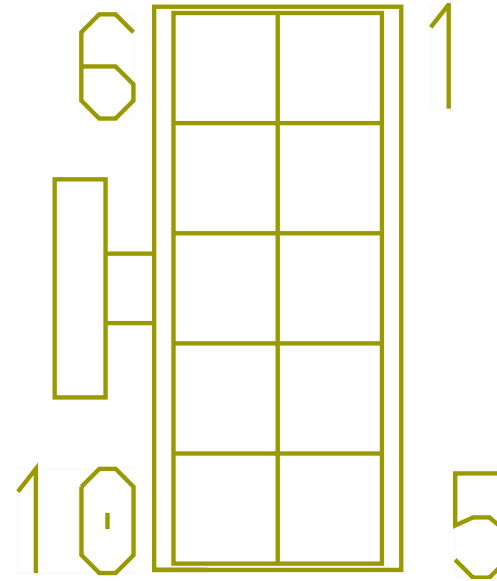
Name	Terminal Part Number	V-Min	Name	Wire Part Number	Wire CSA	Wire Spec	Wire Material description	Wire Color Description	Wire Length	End2 Terminal Part Number	End2 Pin Name	End2 Connector
16	-	-	SR86A(-)	-	0.53	20.0	J1939 .46 WAL	GREEN	1265.0	-	1	2505

Connector Name 1349
 Part Number 4089980C1
 Instances B6.7/L9 - Telematics (Zonar):Diagram1
 Mates DEV-ZONAR-2035-14-01A



Name	Terminal Part Number	V-Min	Name	Wire Part Number	Wire CSA	Wire Spec	Wire Material description	Wire Color Description	Wire Length	End2 Terminal Part Number	End2 Pin Name	End2 Connector
1	-	-	MK14TS	3510364 R1	0.53	20.0	Thin Wall XLPE Primary Cable	RED	1950.0	-	-	-
2	-	-	MK13TS	3510322 R1	0.53	20.0	Thin Wall XLPE Primary Cable	PINK	2170.0	-	-	-
3	-	-	MK11-GTS	3510358 R1	0.53	20.0	Thin Wall XLPE Primary Cable	WHITE	815.0	-	-	-

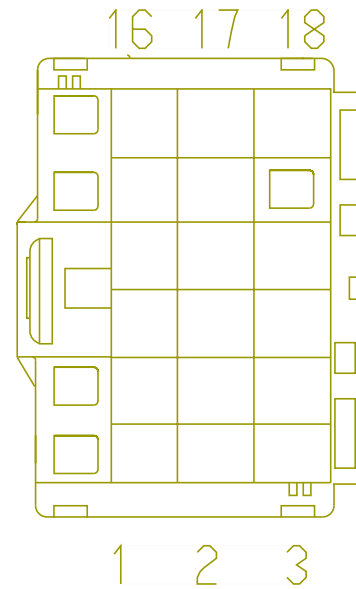
Connector Name 1350
 Part Number 3598293C1
 Instances B6.7 - CAN Layout:Body Standard J1939 (250Kbps)
 B6.7/L9 - Telematics (Zonar):Diagram1
 L9 - CAN Layout:Body Standard J1939 (250Kbps)
 Mates DEV-ZONAR-2035-14-01A



Name	Terminal Part Number	V-Min	Name	Wire Part Number	Wire CSA	Wire Spec	Wire Material description	Wire Color Description	Wire Length	End2 Terminal Part Number	End2 Pin Name	End2 Connector
1	-	-	-	-	-	-	-	-	-	-	-	-
1	-	-	WIRE722824	-	0.0	-	-	-	0.0	-	H	1025
6	-	-	-	-	-	-	-	-	-	-	-	-
6	-	-	WIRE722827	-	0.0	-	-	-	0.0	-	E	1025

Connector Name 1400
 Part Number 3596926C1
 Instances

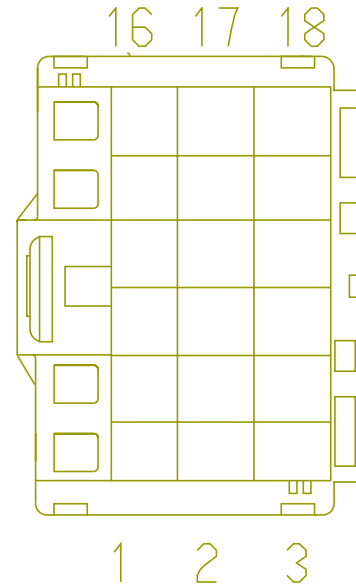
- B6.7 - Adaptive Cruise Control w/o Display (Bendix):Diagram1
- B6.7 - Antilock Brake System (ABS)-BENDIX 4 Channel Implemenation:Diagram1
- B6.7 - CAN Layout:Powertrain Standard J1939 (500Kbps)
- B6.7 - Rear Lights Stop (Daisy Chain):Diagram1
- B6.7 - Rear Lights Stop - Dual Assembly:Diagram1
- B6.7 - Rear Lights Stop - Single Assembly:Diagram1
- B6.7 - Stability Control (Bendix Straight Truck J1939 Driven Lamp):Diagram1
- B6.7 - Traction Control Bendix:Diagram1-Combination1
- B6.7 - Traction Control Bendix:Diagram1-Combination2
- B6.7/L9 - Adaptive Cruise Control (Bendix Wingman Advanced N/ DIU):Diagram1
- B6.7/L9 - Adaptive Cruise Control (Fusion 3.0 N/ DIU):Diagram1
- B6.7/L9 - Engine Brake Mux Switch:Diagram1
- B6.7/L9 - Engine Brake W/ Stalk Shifter:Diagram1
- B6.7/L9 - Exhaust Brake (Cummins):Diagram1
- B6.7/L9 - Jaw Unlock Control W/ SOLENOIDS W/SWITCH PACKS:Diagram1
- B6.7/L9 - Rear Axle Load Distribution:Diagram1
- B6.7/L9 - Transfer Case - High/Low Air Sol:Diagram1
- B6.7/L9 - Transfer Case - High/Neu/Low Air Sol:Diagram1
- L9 - Adaptive Cruise Control w/o Display (Bendix):Diagram1
- L9 - Antilock Brake System (ABS) - BENDIX 4 Channel Implemenation:Diagram1
- L9 - Bendix; Tractor or Towing Truck; N/ Air SUSP; J1939 Driven Lamp:Diagram1
- L9 - Bendix; Tractor or Towing Truck; W/ Air SUSP; J1939 Driven Lamp:Diagram1
- L9 - CAN Layout:Powertrain Standard J1939 (500Kbps)
- L9 - Rear Lights Stop (Daisy Chain):Diagram1
- L9 - Rear Lights Stop - Dual Assembly:Diagram1
- L9 - Rear Lights Stop - Single Assembly:Diagram1
- L9 - Stability Control (Bendix Straight Truck J1939 Driven Lamp):Diagram1
- L9 - Traction Control Bendix:Diagram1
- Vehicle Data Recorder (No Display):Diagram2 - Recorder W/ Display
- Vehicle Data Recorder (W/ Display):Diagram2 - Recorder W/ Display



Mates MODU-ABS-3003-01-02B

Name	Terminal Part Number	V-Min	Name	Wire Part Number	Wire CSA	Wire Spec	Wire Material description	Wire Color Description	Wire Length	End2 Terminal Part Number	End2 Pin Name	End2 Connector
1	-	-	XA94-GA	3510362 R1	3.01	12.0	Thin Wall XLPE Primary Cable	WHITE	2400.0	-	-	-
3	-	-	XA94V	3510311 R1	0.79	18.0	Thin Wall XLPE Primary Cable	GREY	3315.0	-	-	-
4	-	-	XB94BN	3510312 R1	1.16	16.0	Thin Wall XLPE Primary Cable	GREY	2550.0	-	15	1701
5	-	-	XB94BM	3510312 R1	1.16	16.0	Thin Wall XLPE Primary Cable	GREY	2550.0	-	14	1701
7	-	-	-	-	-	-	-	-	-	-	-	-
7	-	-	WIRE735 118	-	0.0	-	-	-	0.0	-	PIN1	-
8	-	-	-	-	-	-	-	-	-	-	-	-
8	-	-	WIRE735 117	-	0.0	-	-	-	0.0	-	PIN1	-
10	-	-	XA94BH	3510312 R1	1.16	16.0	Thin Wall XLPE Primary Cable	GREY	2550.0	-	18	1701
11	-	-	XA94BF	3510312 R1	1.16	16.0	Thin Wall XLPE Primary Cable	GREY	2550.0	-	19	1701
16	-	-	XA94AY	3510314 R1	3.01	12.0	Thin Wall XLPE Primary Cable	GREY	3095.0	-	-	-

Connector Name 1401
 Part Number 3596929C1
 Instances B6.7 - Antilock Brake System (ABS)-BENDIX 4 Channel
 Implementation:Diagram1
 L9 - Antilock Brake System (ABS) - BENDIX 4 Channel
 Implementation:Diagram1
 Mates MODU-ABS-3003-01-02B

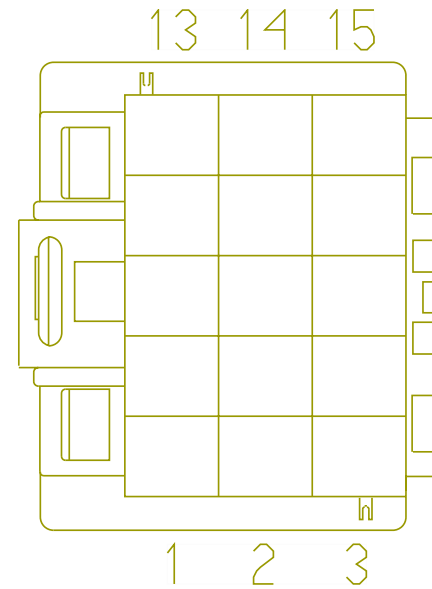


Name	Terminal Part Number	V-Min	Name	Wire Part Number	Wire CSA	Wire Spec	Wire Material description	Wire Color Description	Wire Length	End2 Terminal Part Number	End2 Pin Name	End2 Connector
1	-	-	XA94B	3510312 R1	1.16	16.0	Thin Wall XLPE Primary Cable	GREY	2500.0	-	29	1700
2	-	-	XA94	3510312 R1	1.16	16.0	Thin Wall XLPE Primary Cable	GREY	2500.0	-	27	1700
3	-	-	XA94A	3510312 R1	1.16	16.0	Thin Wall XLPE Primary Cable	GREY	2500.0	-	28	1700
4	-	-	XA94K	3510312 R1	1.16	16.0	Thin Wall XLPE Primary Cable	GREY	2500.0	-	36	1700

Name	Terminal Part Number	V-Min	Name	Wire Part Number	Wire CSA	Wire Spec	Wire Material description	Wire Color Description	Wire Length	End2 Terminal Part Number	End2 Pin Name	End2 Connector
5	-	-	XA94C	3510312 R1	1.16	16.0	Thin Wall XLPE Primary Cable	GREY	2500.0	-	30	1700
6	-	-	XA94J	3510312 R1	1.16	16.0	Thin Wall XLPE Primary Cable	GREY	2500.0	-	35	1700
7	-	-	XA94H	3510312 R1	1.16	16.0	Thin Wall XLPE Primary Cable	GREY	2500.0	-	34	1700
8	-	-	XA94D	3510312 R1	1.16	16.0	Thin Wall XLPE Primary Cable	GREY	2500.0	-	31	1700
9	-	-	XA94BK	3510312 R1	1.16	16.0	Thin Wall XLPE Primary Cable	GREY	2580.0	-	22	1701
10	-	-	XA94BL	3510312 R1	1.16	16.0	Thin Wall XLPE Primary Cable	GREY	2580.0	-	20	1701
11	-	-	XA94E	3510312 R1	1.16	16.0	Thin Wall XLPE Primary Cable	GREY	2500.0	-	32	1700
12	-	-	XA94BB	3510312 R1	1.16	16.0	Thin Wall XLPE Primary Cable	GREY	2580.0	-	24	1701

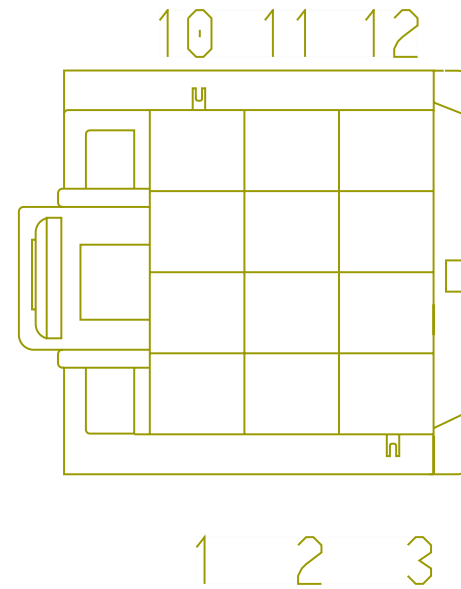
Name	Terminal Part Number	V-Min	Name	Wire Part Number	Wire CSA	Wire Spec	Wire Material description	Wire Color Description	Wire Length	End2 Terminal Part Number	End2 Pin Name	End2 Connect or
13	-	-	XA94BJ	3510312 R1	1.16	16.0	Thin Wall XLPE Primary Cable	GREY	2580.0	-	21	1701
14	-	-	XA94F	3510312 R1	1.16	16.0	Thin Wall XLPE Primary Cable	GREY	2500.0	-	33	1700
15	-	-	XA94BE	3510312 R1	1.16	16.0	Thin Wall XLPE Primary Cable	GREY	2580.0	-	16	1701
16	-	-	XA94BC	3510312 R1	1.16	16.0	Thin Wall XLPE Primary Cable	GREY	2580.0	-	25	1701
17	-	-	XA94BA	3510312 R1	1.16	16.0	Thin Wall XLPE Primary Cable	GREY	2580.0	-	23	1701
18	-	-	XA94BD	3510312 R1	1.16	16.0	Thin Wall XLPE Primary Cable	GREY	2580.0	-	17	1701

Connector Name 1402
 Part Number 3596928C1
 Instances B6.7 - Stability Control (Bendix Straight Truck J1939 Driven Lamp):Diagram1
 L9 - Bendix; Tractor or Towing Truck; N/ Air SUSP; J1939 Driven Lamp:Diagram1
 L9 - Bendix; Tractor or Towing Truck; W/ Air SUSP; J1939 Driven Lamp:Diagram1
 L9 - Stability Control (Bendix Straight Truck J1939 Driven Lamp):Diagram1
 Mates MODU-ABS-3003-01-02A



Name	Terminal Part Number	V-Min	Name	Wire Part Number	Wire CSA	Wire Spec	Wire Material description	Wire Color Description	Wire Length	End2 Terminal Part Number	End2 Pin Name	End2 Connector
3	-	-	XM94SK	3510311 R1	0.79	18.0	Thin Wall XLPE Primary Cable	GREY	2520.0	-	69	1701
5	-	-	XL94SJ	2643680 R1	1.16	16.0	Std. Wall XLPE Primary Cable	GREY	2520.0	-	49	1701

Connector Name 1403
 Part Number 3596927C1
 Instances B6.7 - CAN Layout:ABS Proprietary J1939
 B6.7 - Stability Control (Bendix Straight Truck J1939 Driven Lamp):Diagram1
 L9 - Bendix; Tractor or Towing Truck; N/ Air SUSP; J1939 Driven Lamp:Diagram1
 L9 - Bendix; Tractor or Towing Truck; W/ Air SUSP; J1939 Driven Lamp:Diagram1
 L9 - CAN Layout:ABS Proprietary J1939
 L9 - Stability Control (Bendix Straight Truck J1939 Driven Lamp):Diagram1
 Mates MODU-ABS-3003-01-02B

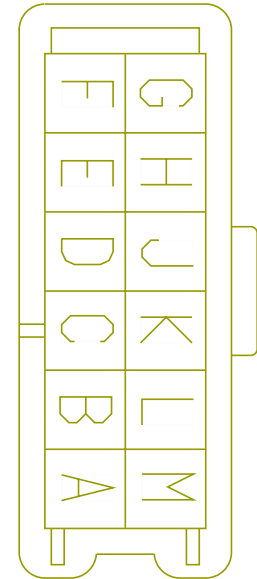


Name	Terminal Part Number	V-Min	Name	Wire Part Number	Wire CSA	Wire Spec	Wire Material description	Wire Color Description	Wire Length	End2 Terminal Part Number	End2 Pin Name	End2 Connector
1	-	-	XK94SZD	3510311 R1	0.79	18.0	Thin Wall XLPE Primary Cable	GREY	190.0	-	X	-
1	-	-	XH94SZ	3510311 R1	0.79	18.0	Thin Wall XLPE Primary Cable	GREY	2065.0	-	C10	1800
2	-	-	XL94SE	3510311 R1	0.79	18.0	Thin Wall XLPE Primary Cable	GREY	2065.0	-	D5	1800
3	-	-	XK94SH	3510311 R1	0.79	18.0	Thin Wall XLPE Primary Cable	GREY	2650.0	-	62	1701

Name	Terminal Part Number	V-Min	Name	Wire Part Number	Wire CSA	Wire Spec	Wire Material description	Wire Color Description	Wire Length	End2 Terminal Part Number	End2 Pin Name	End2 Connector
4	-	-	XK94SVD	3510311 R1	0.79	18.0	Thin Wall XLPE Primary Cable	GREY	210.0	-	X	-
4	-	-	XH94SV	3510311 R1	0.79	18.0	Thin Wall XLPE Primary Cable	GREY	2065.0	-	C3	1800
5	-	-	XL94SF	3510311 R1	0.79	18.0	Thin Wall XLPE Primary Cable	GREY	2065.0	-	D6	1800
6	-	-	XG94SL	3510311 R1	0.79	18.0	Thin Wall XLPE Primary Cable	GREY	2650.0	-	46	1701
7	-	-	XZ94SDA	-	0.0	-	Thin Wall XLPE Primary Cable	-	0.0	-	K	1410
7	-	-	XZ94SDA	-	0.0	-	Thin Wall XLPE Primary Cable	LIGHT GREEN	0.0	-	K	1410
8	-	-	XZ94SBA	-	0.0	-	Thin Wall XLPE Primary Cable	-	0.0	-	G	1410
8	-	-	XZ94SBA	-	0.0	-	Thin Wall XLPE Primary Cable	GREY	0.0	-	G	1410

Name	Terminal Part Number	V-Min	Name	Wire Part Number	Wire CSA	Wire Spec	Wire Material description	Wire Color Description	Wire Length	End2 Terminal Part Number	End2 Pin Name	End2 Connector
9	-	-	XG94SM	2643680 R1	1.16	16.0	Std. Wall XLPE Primary Cable	GREY	2650.0	-	47	1701
10	-	-	XZ94SCA	-	0.0	-	Thin Wall XLPE Primary Cable	-	0.0	-	D	1410
10	-	-	XL94SCA	3510311 R1	0.79	18.0	Thin Wall XLPE Primary Cable	GREY	1395.0	-	-	-
10	-	-	XZ94SCA	-	0.0	-	Thin Wall XLPE Primary Cable	GREY	0.0	-	D	1410
11	-	-	XZ94SAA	-	0.0	-	Thin Wall XLPE Primary Cable	-	0.0	-	A	1410
11	-	-	XL94SAA	3510311 R1	0.79	18.0	Thin Wall XLPE Primary Cable	GREY	1395.0	-	-	-
11	-	-	XZ94SAA	-	0.0	-	Thin Wall XLPE Primary Cable	GREY	0.0	-	A	1410
12	-	-	XG94SN	3510311 R1	0.79	18.0	Thin Wall XLPE Primary Cable	GREY	2650.0	-	48	1701

Connector Name 1410
 Part Number 3601838C1
 Instances B6.7 - CAN Layout:ABS Proprietary J1939
 B6.7/L9 - ABS CAN Splice Pack - 1410:Diagram1
 L9 - CAN Layout:ABS Proprietary J1939
 Mates SP-ABS_SPLICE-B002-00-10-A1



Name	Terminal Part Number	V-Min	Name	Wire Part Number	Wire CSA	Wire Spec	Wire Material description	Wire Color Description	Wire Length	End2 Terminal Part Number	End2 Pin Name	End2 Connector
A	-	-	XZ94SAA	-	0.0	-	Thin Wall XLPE Primary Cable	-	0.0	-	11	1403
A	-	-	XL94SAA	3510311 R1	0.79	18.0	Thin Wall XLPE Primary Cable	GREY	1395.0	-	-	-
A	-	-	XZ94SAA	-	0.0	-	Thin Wall XLPE Primary Cable	GREY	0.0	-	11	1403
B	-	-	WIRE239 193	-	0.0	-	-	-	0.0	-	A	1820M
B	-	-	XL94SAB	3510311 R1	0.79	18.0	Thin Wall XLPE Primary Cable	GREY	870.0	-	-	-

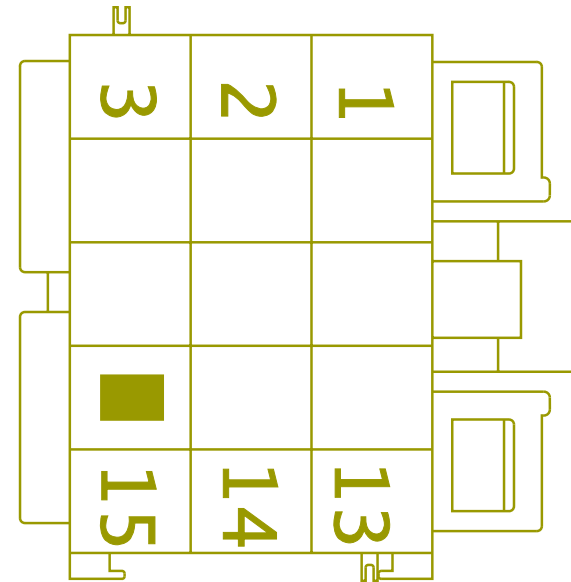
Name	Terminal Part Number	V-Min	Name	Wire Part Number	Wire CSA	Wire Spec	Wire Material description	Wire Color Description	Wire Length	End2 Terminal Part Number	End2 Pin Name	End2 Connector
C	-	-	WIRE239192	-	0.0	-	-	-	0.0	-	A	1820M
C	-	-	WIRE239184	-	0.0	-	-	-	0.0	-	54	1701
C	-	-	XL94SA	3510310R1	0.53	20.0	Thin Wall XLPE Primary Cable	GREY	1405.0	-	-	-
C	-	-	XF94SA	3510310R1	0.53	20.0	Thin Wall XLPE Primary Cable	GREY	870.0	-	-	-
D	-	-	XZ94SCA	-	0.0	-	Thin Wall XLPE Primary Cable	-	0.0	-	10	1403
D	-	-	XL94SCA	3510311R1	0.79	18.0	Thin Wall XLPE Primary Cable	GREY	1395.0	-	-	-
D	-	-	XZ94SCA	-	0.0	-	Thin Wall XLPE Primary Cable	GREY	0.0	-	10	1403
E	-	-	WIRE239194	-	0.0	-	-	-	0.0	-	C	1820M
E	-	-	XL94SCB	3510311R1	0.79	18.0	Thin Wall XLPE Primary Cable	GREY	870.0	-	-	-
F	-	-	WIRE239185	-	0.0	-	-	-	0.0	-	55	1701
F	-	-	WIRE239195	-	0.0	-	-	-	0.0	-	C	1820M

Name	Terminal Part Number	V-Min	Name	Wire Part Number	Wire CSA	Wire Spec	Wire Material description	Wire Color Description	Wire Length	End2 Terminal Part Number	End2 Pin Name	End2 Connector
F	-	-	XF94SC	3510310 R1	0.53	20.0	Thin Wall XLPE Primary Cable	GREY	870.0	-	-	-
F	-	-	XL94SC	3510310 R1	0.53	20.0	Thin Wall XLPE Primary Cable	GREY	1405.0	-	-	-
G	-	-	XZ94SBA	-	0.0	-	Thin Wall XLPE Primary Cable	-	0.0	-	8	1403
G	-	-	XF94SBA	3510311 R1	0.79	18.0	Thin Wall XLPE Primary Cable	GREY	1395.0	-	-	-
G	-	-	XL94SBA	3510311 R1	0.79	18.0	Thin Wall XLPE Primary Cable	GREY	1395.0	-	-	-
G	-	-	XZ94SBA	-	0.0	-	Thin Wall XLPE Primary Cable	GREY	0.0	-	8	1403
H	-	-	WIRE239 196	-	0.0	-	-	-	0.0	-	B	1820M
H	-	-	XF94SBB	3510311 R1	0.79	18.0	Thin Wall XLPE Primary Cable	GREY	1325.0	-	-	-
H	-	-	XL94SBB	3510311 R1	0.79	18.0	Thin Wall XLPE Primary Cable	GREY	870.0	-	-	-

Name	Terminal Part Number	V-Min	Name	Wire Part Number	Wire CSA	Wire Spec	Wire Material description	Wire Color Description	Wire Length	End2 Terminal Part Number	End2 Pin Name	End2 Connect or
J	-	-	WIRE239186	-	0.0	-	-	-	0.0	-	56	1701
J	-	-	WIRE239197	-	0.0	-	-	-	0.0	-	B	1820M
J	-	-	XF94SB	3510310R1	0.53	20.0	Thin Wall XLPE Primary Cable	GREY	870.0	-	-	-
J	-	-	XL94SB	3510310R1	0.53	20.0	Thin Wall XLPE Primary Cable	GREY	1405.0	-	-	-
K	-	-	XZ94SDA	-	0.0	-	Thin Wall XLPE Primary Cable	-	0.0	-	7	1403
K	-	-	XF94SDA	3510299R1	0.79	18.0	Thin Wall XLPE Primary Cable	LIGHT GREEN	1395.0	-	-	-
K	-	-	XL94SDA	3510299R1	0.79	18.0	Thin Wall XLPE Primary Cable	LIGHT GREEN	1395.0	-	-	-
K	-	-	XZ94SDA	-	0.0	-	Thin Wall XLPE Primary Cable	LIGHT GREEN	0.0	-	7	1403
L	-	-	WIRE239198	-	0.0	-	-	-	0.0	-	D	1820M
L	-	-	XF94SDB	3510311R1	0.79	18.0	Thin Wall XLPE Primary Cable	GREY	1325.0	-	-	-

Name	Terminal Part Number	V-Min	Name	Wire Part Number	Wire CSA	Wire Spec	Wire Material description	Wire Color Description	Wire Length	End2 Terminal Part Number	End2 Pin Name	End2 Connector
L	-	-	XL94SDB	3510311 R1	0.79	18.0	Thin Wall XLPE Primary Cable	GREY	870.0	-	-	-
M	-	-	WIRE239 187	-	0.0	-	-	-	0.0	-	57	1701
M	-	-	WIRE239 199	-	0.0	-	-	-	0.0	-	D	1820M
M	-	-	XL94SD	3510310 R1	0.53	20.0	Thin Wall XLPE Primary Cable	GREY	1405.0	-	-	-
M	-	-	XF94SD	3510310 R1	0.53	20.0	Thin Wall XLPE Primary Cable	GREY	870.0	-	-	-

Connector Name 1420
 Part Number 3557922C1
 Instances B6.7 - Antilock Brake System (ABS) - Wabco 4 Channel Implementation:Diagram1
 B6.7 - CAN Layout:Powertrain Standard J1939 (500Kbps)
 B6.7 - Rear Lights Stop (Daisy Chain):Diagram1
 B6.7 - Rear Lights Stop - Dual Assembly:Diagram1
 B6.7 - Rear Lights Stop - Single Assembly:Diagram1
 B6.7/L9 - Adaptive Cruise Control (Bendix Wingman Advanced N/ DIU):Diagram1
 B6.7/L9 - Adaptive Cruise Control (Fusion 3.0 N/ DIU):Diagram1
 B6.7/L9 - Antilock Brake Systems (ABS) (Wabco Hydraulic 4 Channel N/ Stability):Diagram1
 B6.7/L9 - Antilock Brake Systems (ABS) (Wabco Hydraulic 4 Channel W/ Stability):Diagram1
 B6.7/L9 - Engine Brake Mux Switch:Diagram1
 B6.7/L9 - Engine Brake W/ Stalk Shifter:Diagram1
 B6.7/L9 - Exhaust Brake (Cummins):Diagram1
 B6.7/L9 - Jaw Unlock Control W/ SOLENOIDS W/SWITCH PACKS:Diagram1
 B6.7/L9 - Rear Axle Load Distribution:Diagram1
 B6.7/L9 - Transfer Case - High/Low Air Sol:Diagram1
 B6.7/L9 - Transfer Case - High/Neu/Low Air Sol:Diagram1
 L9 - Antilock Brake System (ABS) - Wabco 4 Channel Implementation:Diagram1-Combination1
 L9 - Antilock Brake System (ABS) - Wabco 4 Channel Implementation:Diagram1-Combination2
 L9 - CAN Layout:Powertrain Standard J1939 (500Kbps)
 L9 - Rear Lights Stop (Daisy Chain):Diagram1
 L9 - Rear Lights Stop - Dual Assembly:Diagram1
 L9 - Rear Lights Stop - Single Assembly:Diagram1
 Vehicle Data Recorder (No Display):Diagram2 - Recorder W/ Display
 Vehicle Data Recorder (W/ Display):Diagram2 - Recorder W/ Display

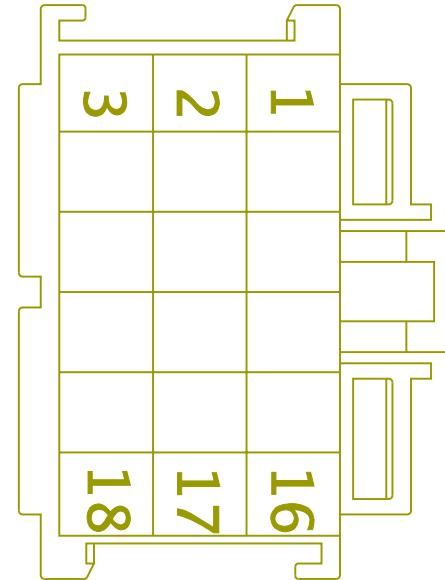


Mates MODU-ABS-3003-02-02A

Name	Terminal Part Number	V-Min	Name	Wire Part Number	Wire CSA	Wire Spec	Wire Material description	Wire Color Description	Wire Length	End2 Terminal Part Number	End2 Pin Name	End2 Connector
1	-	-	-	-	-	-	-	-	-	-	-	-

Name	Terminal Part Number	V-Min	Name	Wire Part Number	Wire CSA	Wire Spec	Wire Material description	Wire Color Description	Wire Length	End2 Terminal Part Number	End2 Pin Name	End2 Connector
1	-	-	WIRE735120	-	0.0	-	-	-	0.0	-	PIN1	-
3	-	-	-	-	-	-	-	-	-	-	-	-
3	-	-	WIRE735119	-	0.0	-	-	-	0.0	-	PIN1	-
4	-	-	XE94G1	3510359R1	0.79	18.0	Thin Wall XLPE Primary Cable	WHITE	2250.0	-	-	-
4	-	-	XE94G1	3510359R1	0.79	18.0	Thin Wall XLPE Primary Cable	WHITE	2250.0	-	X	-
7	-	-	XE94V	2643782R1	1.91	14.0	Std. Wall XLPE Primary Cable	GREY	3430.0	-	-	-
8	-	-	XE94AY	2643782R1	1.91	14.0	Std. Wall XLPE Primary Cable	GREY	3210.0	-	-	-
9	-	-	XE94G2	3510360R1	1.16	16.0	Thin Wall XLPE Primary Cable	WHITE	2250.0	-	-	-
9	-	-	XE94G2	3510360R1	1.16	16.0	Thin Wall XLPE Primary Cable	WHITE	2250.0	-	X	-

Connector Name 1421
 Part Number 3557921C1
 Instances B6.7 - Antilock Brake System (ABS) - Wabco 4 Channel
 Implementation:Diagram1
 L9 - Antilock Brake System (ABS) - Wabco 4 Channel
 Implementation:Diagram1-Combination1
 L9 - Antilock Brake System (ABS) - Wabco 4 Channel
 Implementation:Diagram1-Combination2
 Mates MODU-ABS-3003-02-02A




Name	Terminal Part Number	V-Min	Name	Wire Part Number	Wire CSA	Wire Spec	Wire Material description	Wire Color Description	Wire Length	End2 Terminal Part Number	End2 Pin Name	End2 Connector
1	-	-	XE94AK	2643782 R1	1.91	14.0	Std. Wall XLPE Primary Cable	GREY	2540.0	-	34	1700
2	-	-	XE94WR	2643782 R1	1.91	14.0	Std. Wall XLPE Primary Cable	GREY	2620.0	-	19	1701
3	-	-	XE94AB	2643782 R1	1.91	14.0	Std. Wall XLPE Primary Cable	GREY	2540.0	-	27	1700
4	-	-	XE94AH	2643782 R1	1.91	14.0	Std. Wall XLPE Primary Cable	GREY	2540.0	-	36	1700

Name	Terminal Part Number	V-Min	Name	Wire Part Number	Wire CSA	Wire Spec	Wire Material description	Wire Color Description	Wire Length	End2 Terminal Part Number	End2 Pin Name	End2 Connector
5	-	-	XE94WN	2643782 R1	1.91	14.0	Std. Wall XLPE Primary Cable	GREY	2620.0	-	18	1701
6	-	-	XE94AL	2643782 R1	1.91	14.0	Std. Wall XLPE Primary Cable	GREY	2540.0	-	29	1700
8	-	-	XE94WW	2643782 R1	1.91	14.0	Std. Wall XLPE Primary Cable	GREY	2620.0	-	16	1701
9	-	-	XE94WU	3510313 R1	1.91	14.0	Thin Wall XLPE Primary Cable	GREY	2620.0	-	17	1701
10	-	-	XE94AE	3510311 R1	0.79	18.0	Thin Wall XLPE Primary Cable	GREY	2540.0	-	32	1700
11	-	-	XE94WL	3510311 R1	0.79	18.0	Thin Wall XLPE Primary Cable	GREY	2620.0	-	14	1701
12	-	-	XE94AC	3510311 R1	0.79	18.0	Thin Wall XLPE Primary Cable	GREY	2540.0	-	30	1700
13	-	-	XE94AF	3510311 R1	0.79	18.0	Thin Wall XLPE Primary Cable	GREY	2540.0	-	33	1700

Name	Terminal Part Number	V-Min	Name	Wire Part Number	Wire CSA	Wire Spec	Wire Material description	Wire Color Description	Wire Length	End2 Terminal Part Number	End2 Pin Name	End2 Connector
14	-	-	XE94WM	3510311 R1	0.79	18.0	Thin Wall XLPE Primary Cable	GREY	2620.0	-	15	1701
15	-	-	XE94AD	3510311 R1	0.79	18.0	Thin Wall XLPE Primary Cable	GREY	2540.0	-	31	1700
17	-	-	XE94WS	3510311 R1	0.79	18.0	Thin Wall XLPE Primary Cable	GREY	2620.0	-	22	1701
18	-	-	XE94WT	3510311 R1	0.79	18.0	Thin Wall XLPE Primary Cable	GREY	2620.0	-	23	1701

Connector Name 1500A
 Part Number 3710061C1
 Instances

- B6.7 - 26" Fuel Tank:Diagram1-Combination1
- B6.7 - 26" Fuel Tank - Secondary:Diagram1-Combination1
- B6.7 - 26" Fuel Tank - Secondary:Diagram1-Combination2
- B6.7 - Adaptive Cruise Control w/o Display (Bendix):Diagram1
- B6.7 - Ambient Air Temperature:Diagram1
- B6.7 - Ambient Temperature Monitoring:Diagram1
- B6.7 - Antilock Brake System (ABS)-BENDIX 4 Channel Implemenation:Diagram1
- B6.7 - Axle Loading (Weight) Rear:Diagram1-Combination1
- B6.7 - Axle Loading (Weight) Rear:Diagram1-Combination2
- B6.7 - Brake Pressure (Auxiliary Gauge):Diagram1
- B6.7 - Brake Pressure (Virtual Gauge):Diagram1
- B6.7 - Brakes (Hydraulic):Diagram1
- B6.7 - CAN Layout:Powertrain Standard J1939 (500Kbps)
- B6.7 - Coolant Level Monitoring (No CLA Module):Diagram1
- B6.7 - Current Monitoring (Ammeter):Diagram1-Combination1
- B6.7 - Current Monitoring (Ammeter):Diagram1-Combination2
- B6.7 - Driver Controlled Locking Differential - RR Axle (Dana w/ one sw):Diagram1
- B6.7 - Driver Controlled Locking Differential - RR Axle (Dana w/ one sw):Diagram1
- B6.7 - Driver Controlled Locking Differential - RR Axle (Meritor w/ one sw):Diagram1
- B6.7 - Lane Departure Warning - (Bendix Fusion N/ Safety Direct):Diagram1-Combination1
- B6.7 - Lane Departure Warning - (Bendix Fusion N/ Safety Direct):Diagram1-Combination2
- B6.7 - Power Lift Gate:Diagram1
- B6.7 - Range Inhibit (sixth gear inhibit switch):Diagram1-Combination1
- B6.7 - Range Inhibit (sixth gear inhibit switch):Diagram1-Combination2
- B6.7 - Rear Suspension Pressure Monitoring (Auxiliary Gauge):Diagram1-Combination1
- B6.7 - Rear Suspension Pressure Monitoring (Auxiliary Gauge):Diagram1-Combination2
- B6.7 - Rear Suspension Pressure Monitoring (Virtual Gauge):Diagram1-Combination1
- B6.7 - Rear Suspension Pressure Monitoring (Virtual Gauge):Diagram1-Combination2



B6.7 - Stability Control (Bendix Straight Truck J1939 Driven Lamp):Diagram1
B6.7 - Starting Aid (Grid Heater):Diagram1
B6.7 - T-Handle for Allison Without Park Position:Diagram1-Combination1
B6.7 - T-Handle for Allison Without Park Position:Diagram1-Combination2
B6.7 - Traction Control Bendix:Diagram1-Combination1
B6.7 - Traction Control Bendix:Diagram1-Combination2
B6.7 - Transmission I/O (Procision W/ Body Builder):Diagram1
B6.7 - Transmission Power Take Off (Auto Trans Single PTO w/21 Parameters):Diagram1
B6.7 - Transmission Power Take Off (Auto Trans with Lectradrive):Diagram1
B6.7 - Transmission Power Take Off (Lectrashift PTO with Manual Trans):Diagram1
B6.7 - Transmission Power Take Off (Manual Trans Single PTO w/ 21 Parameters):Diagram1
B6.7 - Transmission Power Take Off (Single PTO W/ RPM and Auto Trans):Diagram1
B6.7 - Transmission Power Take Off (Single PTO W/ RPM and Manual Trans):Diagram1
B6.7 - Transmission Shifter (Eaton Procision):Diagram1
B6.7 - Transmission Shifter (Eaton T-Handle with Park Pawl):Diagram1-Combination1
B6.7 - Transmission Shifter (Eaton T-Handle with Park Pawl):Diagram1-Combination2
B6.7 - Transmission Shifter (Push Button Shifter - Allison 3K/4K):Diagram1-LCM-0009B
B6.7 - Transmission Shifter (Push Button Shifter - Allison 3K/4K):Diagram2-LCM-0009
B6.7 - Transmission Shifter (Stalk Shifter Allison):Diagram1-Combination1
B6.7 - Transmission Shifter (Stalk Shifter Allison):Diagram1-Combination2
B6.7 - Transmission Shifter (T-Handle for Allison; With Park Position):Diagram1-Combination1
B6.7 - Transmission Shifter (T-Handle for Allison; With Park Position):Diagram1-Combination2
B6.7 - Two Speed Axle (with BCM; Automactic Transmission and switch on dash):Diagram1
B6.7 - Vehicle Speedometer System (Manual XMSN) NA:Diagram1
B6.7 - Water In Fuel (WIF) Davco 245 W/ Heater:Diagram1

B6.7 - Water In Fuel (WIF) Davco W/ Heater:Diagram1-Combination1
B6.7 - Water In Fuel (WIF) Davco W/ Heater:Diagram1-Combination2
B6.7 - Water In Fuel (WIF) Davco W/ Heater:Diagram1-Combination3
B6.7 - Water In Fuel (WIF) Davco W/ Heater:Diagram1-Combination4
B6.7 - Water In Fuel (WIF) Racor N/ Heater:Diagram1-Combination1
B6.7 - Water In Fuel (WIF) Racor N/ Heater:Diagram1-Combination2
B6.7 - Water In Fuel (WIF) Racor N/ Heater:Diagram1-Combination3
B6.7 - Water In Fuel (WIF) Racor N/ Heater:Diagram1-Combination4
B6.7 - Water In Fuel (WIF) Racor N/ Heater:Diagram1-Combination5
B6.7 - Water In Fuel (WIF) Racor W/ Heater:Diagram1-Combination1
B6.7 - Water In Fuel (WIF) Racor W/ Heater:Diagram1-Combination2
B6.7 - Water In Fuel (WIF) Racor W/ Heater:Diagram1-Combination3
B6.7 - Water In Fuel (WIF) Racor W/ Heater:Diagram1-Combination4
B6.7 - Water In Fuel (WIF) Racor W/ Heater:Diagram1-Combination5
B6.7 - Windshield Washer Pump & Low Fluid Sensor:Diagram1-Combination1
B6.7 - Windshield Washer Pump & Low Fluid Sensor:Diagram1-Combination2
B6.7/L9 - DPF - With Bistable Inhibit Sw:Diagram1
B6.7/L9 - DPF - With Monostable Inhibit Sw:Diagram1
B6.7/L9 - Park Brake Controls (Monitoring) (Door Switch City Horn Hydraulic with Lever):Diagram1
B6.7/L9 - Park Brake Controls (Monitoring) (Hydraulic with Lever):Diagram1
B6.7/L9 - Park Brake Controls (Monitoring) W (Door Switch City Horn Hydraulic with Lever):Diagram1
B6.7/L9 - Adaptive Cruise Control (Bendix - Fusion W/O DIU & N/ Safety Direct & Reg Speakers):Diagram1
B6.7/L9 - Adaptive Cruise Control (Bendix Wingman Advanced N/ DIU):Diagram1

B6.7/L9 - Adaptive Cruise Control (Fusion 3.0 N/ DIU):Diagram1
B6.7/L9 - Adjustable Engine Speed Control (PTO) 4-pin:Diagram1
B6.7/L9 - Adjustable Engine Speed Control (PTO) 10-pin:Diagram1-Combination1
B6.7/L9 - Adjustable Engine Speed Control (PTO) 10-pin:Diagram1-Combination2
B6.7/L9 - Antilock Brake Systems (ABS) (Wabco Hydraulic 4 Channel N/ Stability):Diagram1
B6.7/L9 - Antilock Brake Systems (ABS) (Wabco Hydraulic 4 Channel W/ Stability):Diagram1
B6.7/L9 - Auto Neutral (Eaton Procision):Diagram1
B6.7/L9 - Auxiliary Gauges (Secondary):Diagram1
B6.7/L9 - Auxiliary Gauges (Primary):Diagram1
B6.7/L9 - Auxiliary Guage:Diagram1
B6.7/L9 - Compressed Air Supply:Diagram1
B6.7/L9 - Compressed Air Supply (Aux Air Pressure Gauge) (Hydraulic Split Brake System):Diagram1
B6.7/L9 - Compressed Air Supply (Aux Air Pressure Gauge) (Hydraulic Split Brake System):Diagram2- W/AIR DRYER
B6.7/L9 - Compressed Air Supply (Aux Gauge):Diagram1
B6.7/L9 - Coolant Temperature Monitoring:Diagram1
B6.7/L9 - Cruise Control (W/ One Telltale 4 Pin):Diagram1-Combination1
B6.7/L9 - Cruise Control (W/ One Telltale 4 Pin):Diagram1-Combination2
B6.7/L9 - Cruise Control (W/ One Telltale 10 Pin):Diagram1-Combination1
B6.7/L9 - Cruise Control (W/ One Telltale 10 Pin):Diagram1-Combination2
B6.7/L9 - Directional Signals (Turn) (LED CAN) W/ Plow Lights W/O Fender Lights:Diagram1
B6.7/L9 - Directional Signals (Turn) (LED CAN) W/ Plow Lights W/O Fender Lights:Diagram2- 20" Frame
B6.7/L9 - Directional Signals (Turn) (LED CAN) W/O Plow Lights W/O Fender Lights:Diagram1
B6.7/L9 - Directional Signals (Turn) (LED CAN) W/O Plow Lights W/O Fender Lights:Diagram2- 20" Frame
B6.7/L9 - Door Ajar Reminder (Entry/Exit) 2 Door:Diagram1
B6.7/L9 - Door Ajar Reminder(Entry /Exit):4 Door:Diagram1
B6.7/L9 - DPF - Regen Switch Only:Diagram1
B6.7/L9 - Economy Monitor:Diagram1
B6.7/L9 - Engine Brake Mux Switch:Diagram1
B6.7/L9 - Engine Brake W/ Stalk Shifter:Diagram1

B6.7/L9 - Engine Oil Level Monitoring:Diagram1
B6.7/L9 - Engine Oil Pressure:Diagram1
B6.7/L9 - Engine Oil Temperature NA MUX:Diagram1
B6.7/L9 - Engine Oil Temperature NA MUX AUX
Gauge:Diagram1
B6.7/L9 - Engine Speed (Tachometer):Diagram1
B6.7/L9 - Engine Usage Monitoring (Base) NA:Diagram1
B6.7/L9 - Engine Usage Monitoring (VID Option):Diagram1
B6.7/L9 - Engine Warning MUX:Diagram1
B6.7/L9 - Exterior Lamp Reminder:Diagram1
B6.7/L9 - GEN IV Cluster (Monitor):Diagram1
B6.7/L9 - Hazard Warning Light N/Trlr Socket:Diagram1-
Combination1
B6.7/L9 - Hazard Warning Light N/Trlr Socket:Diagram1-
Combination2
B6.7/L9 - Headlights (LED CAN) W/ Plow Lights:Diagram1-
LCM-0009-W/LOAD SHED
B6.7/L9 - Headlights (LED CAN) W/ Plow Lights:Diagram2-
LCM-0009B-N/LOAD SHED
B6.7/L9 - Headlights (LED CAN) W/ Plow Lights:Diagram3-20"
FRAME-LCM-0009-W/LOAD SHED
B6.7/L9 - Headlights (LED CAN) W/ Plow Lights:Diagram4-20"
FRAME-LCM-0009B-N/LOAD SHED
B6.7/L9 - Headlights (LED CAN) W/O Plow Lights:Diagram1-
LCM-0009-W/LOAD SHED
B6.7/L9 - Headlights (LED CAN) W/O Plow Lights:Diagram2-
LCM-0009B-N/LOAD SHED
B6.7/L9 - Headlights (LED CAN) W/O Plow Lights:Diagram3-20"
FRAME-LCM-0009-W/LOAD SHED
B6.7/L9 - Headlights (LED CAN) W/O Plow Lights:Diagram4-20"
FRAME-LCM-0009B-N/LOAD SHED
B6.7/L9 - High Exhaust System Temperature (HEST)
Monitoring:Diagram1
B6.7/L9 - Instrument Cluster (Premium):Diagram1-Combination1
B6.7/L9 - Instrument Cluster (Premium):Diagram1-Combination2
B6.7/L9 - Instrument Cluster (Standard):Diagram1
B6.7/L9 - Instrument Cluster - Bulb Check:Diagram1
B6.7/L9 - Instrument Cluster - Request and Status:Diagram1
B6.7/L9 - Intake Manifold Pressure (IMP) (Cummins 2350A and
MX-1 NA) AUX gauge:Diagram1
B6.7/L9 - Intake Manifold Pressure (IMP) (Cummins 2350A
NA):Diagram1
B6.7/L9 - Jaw Unlock Control:Diagram1

B6.7/L9 - Jaw Unlock Control W/ SOLENOIDS W/SWITCH
 PACKS:Diagram1
 B6.7/L9 - Marker Lighting (LED CAN Headlamp) N/Plow Lts N/
 Fender Lts N/Guide Posts:Diagram1
 B6.7/L9 - Marker Lighting (LED CAN Headlamp) N/Plow Lts N/
 Fender Lts N/Guide Posts:Diagram2-20" Frame
 B6.7/L9 - Marker Lighting (LED CAN Headlamp) N/Plow Lts N/
 Fender Lts W/Guide Posts:Diagram1
 B6.7/L9 - Marker Lighting (LED CAN Headlamp) N/Plow Lts N/
 Fender Lts W/Guide Posts:Diagram2-20" Frame
 B6.7/L9 - Marker Lighting (LED CAN Headlamp) W/Plow Lts N/
 Fender Lts N/Guide Posts:Diagram1
 B6.7/L9 - Marker Lighting (LED CAN Headlamp) W/Plow Lts N/
 Fender Lts N/Guide Posts:Diagram2-20" Frame
 B6.7/L9 - Odometer (via BCM/EGC)-Horizon:Diagram1
 B6.7/L9 - Over the Air Programming (OnCommand Link / N2
 Module):Diagram1
 B6.7/L9 - Park Brake Control (Monitoring) (GEN IV
 BCM):Diagram1
 B6.7/L9 - Park Brake Control (Monitoring) (W/Vehicle
 Speed):Diagram1
 B6.7/L9 - Park Brake Controls (Monitoring) (Door Switch City
 Horn):Diagram1
 B6.7/L9 - Park Brake Controls (Monitoring) W (Door Switch City
 Horn):Diagram1
 B6.7/L9 - Park Brake Controls (Monitoring) W (Hydraulic with
 Lever):Diagram1
 B6.7/L9 - Power Divider Lock Control and Monitoring:Diagram1
 B6.7/L9 - PTO (Fuel and Hours):Diagram1
 B6.7/L9 - Seatbelt Reminder (Warning)(Driver only):Diagram1
 B6.7/L9 - Telematics (Omnivision w/J1939):Diagram1
 B6.7/L9 - Theft Deterrent (Without additional relay):Diagram1
 B6.7/L9 - Tire Pressure (TPMS) (LDL 2.0 - 1
 Repeater):Diagram1 - 4X2, 4x4 w/ High Visibilty Hood
 B6.7/L9 - Tire Pressure (TPMS) (LDL 2.0 - 1
 Repeater):Diagram2 - 4X2, 4x4 w/ STD Hood
 B6.7/L9 - Tire Pressure (TPMS) (LDL 2.0 - 1
 Repeater):Diagram3 - 6x4, 6x6 w/ High Visibilty Hood
 B6.7/L9 - Tire Pressure (TPMS) (LDL 2.0 - 1
 Repeater):Diagram4 - 6x4, 6x6 w/ STD Hood
 B6.7/L9 - Trans Range Inhibit (J1939 Comm):Diagram1
 B6.7/L9 - Transfer Case - High/Low Air Sol:Diagram1
 B6.7/L9 - Transfer Case - High/Neu/Low Air Sol:Diagram1
 B6.7/L9 - Transmission - MODE Selection:Diagram1

B6.7/L9 - Transmission Oil Temperature Automatic Trans
Option2:Diagram1
B6.7/L9 - Transmission Oil Temperature-Automatic Trans w/Aux
Gauge:Diagram1
B6.7/L9 - Trip Odometer (w/ECM & TCM):Diagram1
B6.7/L9 - Trip Odometer (w/ECM):Diagram1
B6.7/L9 - Trip Odometer (w/VID):Diagram1
B6.7/L9 - Up Shift Indicator:Diagram1
B6.7/L9 - Vehicle Speed Control (Cruise Control) 4
Pin:Diagram1
B6.7/L9 - Vehicle Speed Control (Cruise Control) 10
Pin:Diagram1
B6.7/L9 - Vehicle Speed Limit Override:Diagram1
B6.7/L9 - Vehicle Speedometer System (Automatic XMSN)
NA:Diagram1
B6.7/L9 - Voltage Monitoring (Voltmeter) (with Aux
gauge):Diagram1
B6.7/L9 - Voltage Monitoring Voltmeter:Diagram1
L9 - 26" Fuel Tank:Diagram1-Combination1
L9 - 26" Fuel Tank - Secondary:Diagram1-Combination1
L9 - 26" Fuel Tank - Secondary:Diagram1-Combination2
L9 - Adaptive Cruise Control w/o Display (Bendix):Diagram1
L9 - Ambient Air Temperature:Diagram1
L9 - Antilock Brake System (ABS) - BENDIX 4 Channel
Implemenation:Diagram1
L9 - Axle Loading (Weight) Rear:Diagram1-Combination1
L9 - Axle Loading (Weight) Rear:Diagram1-Combination2
L9 - Axle Temperature Monitoring (Single Rear Aux
Gauge):Diagram1
L9 - Axle Temperature Monitoring (Single Rear Virtual
Gauge):Diagram1
L9 - Axle Temperature Monitoring (Tandem Rear Aux
Gauge):Diagram1
L9 - Axle Temperature Monitoring (Tandem Rear Virtual
Gauge):Diagram1
L9 - Bendix; Tractor or Towing Truck; N/ Air SUSP; J1939 Driven
Lamp:Diagram1
L9 - Bendix; Tractor or Towing Truck; W/ Air SUSP; J1939
Driven Lamp:Diagram1
L9 - Brake Pressure (Auxiliary Gauge):Diagram1
L9 - Brake Pressure (Virtual Gauge):Diagram1
L9 - Brakes (Hydraulic):Diagram1
L9 - CAN Layout:Powertrain Standard J1939 (500Kbps)
L9 - Coolant Level Monitoring (No CLA Module):Diagram1

L9 - Driver Controlled Locking Differential - FR and RR Axles
(Meritor w/ two sw):Diagram1
L9 - Driver Controlled Locking Differential - FR & RR Axle (Dana
w/ one switch):Diagram1
L9 - Driver Controlled Locking Differential - FR & RR Axle
(Meritor w/ one sw):Diagram1
L9 - Driver Controlled Locking Differential - RR Axle (Dana w/
one sw):Diagram1
L9 - Driver Controlled Locking Differential - RR Axle (Meritor w/
one sw):Diagram1
L9 - Lane Departure Warning - (Bendix Fusion N/ Safety
Direct):Diagram1-Combination1
L9 - Lane Departure Warning - (Bendix Fusion N/ Safety
Direct):Diagram1-Combination2
L9 - Power Lift Gate:Diagram1
L9 - Rear Suspension Pressure Monitoring (Auxiliary
Gauge):Diagram1-Combination1
L9 - Rear Suspension Pressure Monitoring (Auxiliary
Gauge):Diagram1-Combination2
L9 - Rear Suspension Pressure Monitoring (Virtual
Gauge):Diagram1-Combination1
L9 - Rear Suspension Pressure Monitoring (Virtual
Gauge):Diagram1-Combination2
L9 - Stability Control (Bendix Straight Truck J1939 Driven
Lamp):Diagram1
L9 - Starting Aid (Grid Heater):Diagram1
L9 - Traction Control Bendix:Diagram1
L9 - Transmission Oil Temperature - Manual Trans:Diagram1
L9 - Transmission Oil Temperature - Manual Trans w/Aux
Gauge:Diagram1
L9 - Transmission Power Take Off (Auto Trans Single PTO w/21
Parameters):Diagram1
L9 - Transmission Power Take Off (Auto Trans with
Lectradrive):Diagram1
L9 - Transmission Power Take Off (Lectrashift PTO with Manual
Trans):Diagram1
L9 - Transmission Power Take Off (Manual Trans Single PTO w/
21 Parameters):Diagram1
L9 - Transmission Power Take Off (Single PTO W/ RPM and
Auto Trans):Diagram1
L9 - Transmission Power Take Off (Single PTO W/ RPM and
Manual Trans):Diagram1
L9 - Transmission Shifter (Push Button Shifter - Allison
3K/4K):Diagram3-LCM-0009B


L9 - Transmission Shifter (Push Button Shifter - Allison 3K/4K):Diagram4-LCM-0009
L9 - Transmission Shifter (Stalk Shifter Allison):Diagram1-Combination1
L9 - Transmission Shifter (Stalk Shifter Allison):Diagram1-Combination2
L9 - Two Speed Axle (with BCM; Automactic Transmission and switch on dash):Diagram1
L9 - Vehicle Speedometer System (Manual XMSN) NA:Diagram1
L9 - Water In Fuel (WIF) Davco 245 W/ Heater:Diagram1
L9 - Water In Fuel (WIF) Davco W/ Heater:Diagram1-Combination1
L9 - Water In Fuel (WIF) Davco W/ Heater:Diagram1-Combination2
L9 - Water In Fuel (WIF) Davco W/ Heater:Diagram1-Combination3
L9 - Water In Fuel (WIF) Davco W/ Heater:Diagram1-Combination4
L9 - Water In Fuel (WIF) Davco W/ Heater Option2:Diagram1
L9 - Water In Fuel (WIF) Racor N/ Heater:Diagram1-Combination1
L9 - Water In Fuel (WIF) Racor N/ Heater:Diagram1-Combination2
L9 - Water In Fuel (WIF) Racor N/ Heater:Diagram1-Combination3
L9 - Water In Fuel (WIF) Racor N/ Heater:Diagram1-Combination4
L9 - Windshield Washer Pump & Low Fluid Sensor:Diagram1-Combination1
L9 - Windshield Washer Pump & Low Fluid Sensor:Diagram1-Combination2
L9/B6.7 - Adaptive Cruise Control (Bendix - Fusion 2.0 & W/ Safety Direct & Reg Speakers) option 1:Diagram1
L9/B6.7 - Adaptive Cruise Control (Bendix - Fusion 2.0 & W/ Safety Direct & Reg Speakers) option 2:Diagram1
MODU-EGC-A003-10-00

Mates

Name	Terminal Part Number	V-Min	Name	Wire Part Number	Wire CSA	Wire Spec	Wire Material description	Wire Color Description	Wire Length	End2 Terminal Part Number	End2 Pin Name	End2 Connect or
A2	-	-	AA14EE	3510366 R1	1.16	16.0	Thin Wall XLPE Primary Cable	RED	1745.0	-	-	-
A3	-	-	AA13EA	3510323 R1	0.79	18.0	Thin Wall XLPE Primary Cable	PINK	1965.0	-	-	-
A7	-	-	QA23-GT	3510359 R1	0.79	18.0	Thin Wall XLPE Primary Cable	WHITE	590.0	-	X	-
A9	-	-	-	-	-	-	-	-	-	-	-	-
A9	-	-	WIRE735 121	-	0.0	-	-	-	0.0	-	PIN1	-
A10	-	-	-	-	-	-	-	-	-	-	-	-
A10	-	-	WIRE735 122	-	0.0	-	-	-	0.0	-	PIN1	-
B3	-	-	AE11-GKE	3510360 R1	1.16	16.0	Thin Wall XLPE Primary Cable	WHITE	470.0	-	-	-
B4	-	-	MQ98F	3510328 R1	0.53	20.0	Thin Wall XLPE Primary Cable	TAN	1985.0	-	-	-
B5	-	-	MQ11-GMW	3510358 R1	0.53	20.0	Thin Wall XLPE Primary Cable	WHITE	3630.0	-	B	1919A
B5	-	-	MQ11-GMW	3510358 R1	0.53	20.0	Thin Wall XLPE Primary Cable	WHITE	3630.0	-	-	-


Name	Terminal Part Number	V-Min	Name	Wire Part Number	Wire CSA	Wire Spec	Wire Material description	Wire Color Description	Wire Length	End2 Terminal Part Number	End2 Pin Name	End2 Connector
B8	-	-	BG28C	3510328 R1	0.53	20.0	Thin Wall XLPE Primary Cable	TAN	1095.0	-	4	1000A
B8	-	-	BG28C	3510328 R1	0.53	20.0	Thin Wall XLPE Primary Cable	TAN	1095.0	-	-	-
B9	-	-	BG28A	3510328 R1	0.53	20.0	Thin Wall XLPE Primary Cable	TAN	1095.0	-	1	1000A
B9	-	-	BG28A	3510328 R1	0.53	20.0	Thin Wall XLPE Primary Cable	TAN	1095.0	-	-	-
B10	-	-	BG28B	3510328 R1	0.53	20.0	Thin Wall XLPE Primary Cable	TAN	1095.0	-	3	1000A
B10	-	-	BG28B	3510328 R1	0.53	20.0	Thin Wall XLPE Primary Cable	TAN	1095.0	-	-	-

Connector Name 1501
 Part Number 2018589C1
 Short Description TRANS MODULE 1
 Instances B6.7 - Transmission Shifter (Stalk Shifter Allison):Diagram1-Combination1
 L9 - Starter Interlocks (BCM Controlled with Input from Allison 3K/4K TCM):Diagram1-Combination1
 Mates 1235



Name	Terminal Part Number	V-Min	Name	Wire Part Number	Wire CSA	Wire Spec	Wire Material description	Wire Color Description	Wire Length	End2 Terminal Part Number	End2 Pin Name	End2 Connector
11	-	-	SM92#134	3510335 R1	0.79	18.0	Thin Wall XLPE Primary Cable	YELLOW 2	2670.0	-	19	1702
12	-	-	SY92A141	3510329 R1	0.79	18.0	Thin Wall XLPE Primary Cable	TAN	2670.0	-	20	1702

Connector Name 1501
 Part Number 2018589C1
 Short Description TRANS MODULE 1
 Instances
 B6.7 - Starter Interlocks (BCM Controlled with Input from Allison 1K/2K TCM):Diagram1-Combination1
 B6.7 - Starter Interlocks (BCM Controlled with Input from Allison 3K/4K TCM):Diagram1-Combination1
 B6.7 - Transmission (Allison 3K/4K):Diagram1-Combination1
 L9 - Allison without Switch and with Confirmation
 Telltale:Diagram1-Combination1
 L9 - Transmission (Allison 3K/4K):Diagram1-Combination1
 L9 - Transmission Shifter (Stalk Shifter Allison):Diagram1-Combination1
 Mates 1235



Name	Terminal Part Number	V-Min	Name	Wire Part Number	Wire CSA	Wire Spec	Wire Material description	Wire Color Description	Wire Length	End2 Terminal Part Number	End2 Pin Name	End2 Connector
1	-	-	SM92#101	3510341 R1	0.79	18.0	Thin Wall XLPE Primary Cable	LIGHT BLUE	3065.0	-	-	-
2	-	-	SR92#103	3510335 R1	0.79	18.0	Thin Wall XLPE Primary Cable	YELLOW 2	2550.0	-	X	-
2	-	-	SN92#103	3510335 R1	0.79	18.0	Thin Wall XLPE Primary Cable	YELLOW 2	2915.0	-	X	-
2	-	-	SR92#103	3510335 R1	0.79	18.0	Thin Wall XLPE Primary Cable	YELLOW 2	2550.0	-	-	-

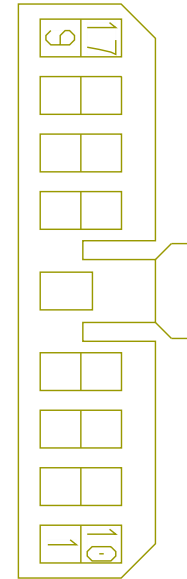
Name	Terminal Part Number	V-Min	Name	Wire Part Number	Wire CSA	Wire Spec	Wire Material description	Wire Color Description	Wire Length	End2 Terminal Part Number	End2 Pin Name	End2 Connector
3	-	-	SM92#105	3510317 R1	0.79	18.0	Thin Wall XLPE Primary Cable	ORANGE	3065.0	-	-	-
4	-	-	SM92#109	3510359 R1	0.79	18.0	Thin Wall XLPE Primary Cable	WHITE	2590.0	-	-	-
4	-	-	LE92#109	3510359 R1	0.79	18.0	Thin Wall XLPE Primary Cable	WHITE	590.0	-	X	-
5	-	-	SM92#110	3510365 R1	0.79	18.0	Thin Wall XLPE Primary Cable	RED	190.0	-	1	-
6	-	-	TM92A117	3510341 R1	0.79	18.0	Thin Wall XLPE Primary Cable	LIGHT BLUE	165.0	-	X	-
6	-	-	TN92#117	3510341 R1	0.79	18.0	Thin Wall XLPE Primary Cable	LIGHT BLUE	3100.0	-	25	1702
6	-	-	TN92#117	3510341 R1	0.79	18.0	Thin Wall XLPE Primary Cable	LIGHT BLUE	3100.0	-	-	-
6	-	-	TL92#117	3510341 R1	0.79	18.0	Thin Wall XLPE Primary Cable	LIGHT BLUE	3065.0	-	-	-

Name	Terminal Part Number	V-Min	Name	Wire Part Number	Wire CSA	Wire Spec	Wire Material description	Wire Color Description	Wire Length	End2 Terminal Part Number	End2 Pin Name	End2 Connector
6	-	-	TM92A117	3510341 R1	0.79	18.0	Thin Wall XLPE Primary Cable	LIGHT BLUE	165.0	-	-	-
7	-	-	SM92#122	3510335 R1	0.79	18.0	Thin Wall XLPE Primary Cable	YELLOW 2	3065.0	-	-	-
8	-	-	SM92#123	3510299 R1	0.79	18.0	Thin Wall XLPE Primary Cable	LIGHT GREEN	3065.0	-	-	-
9	-	-	SR92#115	3510359 R1	0.79	18.0	Thin Wall XLPE Primary Cable	WHITE	850.0	-	-	-
10	-	-	SM92#130	3510359 R1	0.79	18.0	Thin Wall XLPE Primary Cable	WHITE	3065.0	-	-	-
11	-	-	SM92#134	3510335 R1	0.79	18.0	Thin Wall XLPE Primary Cable	YELLOW 2	2670.0	-	19	1702
11	-	-	SM92#134	3510335 R1	0.79	18.0	Thin Wall XLPE Primary Cable	YELLOW 2	2670.0	-	-	-
12	-	-	SY92A141	3510329 R1	0.79	18.0	Thin Wall XLPE Primary Cable	TAN	2670.0	-	20	1702

Name	Terminal Part Number	V-Min	Name	Wire Part Number	Wire CSA	Wire Spec	Wire Material description	Wire Color Description	Wire Length	End2 Terminal Part Number	End2 Pin Name	End2 Connect or
12	-	-	SY92A141	3510329 R1	0.79	18.0	Thin Wall XLPE Primary Cable	TAN	2670.0	-	-	-
13	-	-	SM92#143	3510341 R1	0.79	18.0	Thin Wall XLPE Primary Cable	LIGHT BLUE	3065.0	-	-	-
14	-	-	SY92#145	3510317 R1	0.79	18.0	Thin Wall XLPE Primary Cable	ORANGE	3100.0	-	-	-
14	-	-	TL92#145	3510317 R1	0.79	18.0	Thin Wall XLPE Primary Cable	ORANGE	3065.0	-	-	-
15	-	-	SR92#119	3510341 R1	0.79	18.0	Thin Wall XLPE Primary Cable	LIGHT BLUE	910.0	-	-	-
16	-	-	SR92#124	3510359 R1	0.79	18.0	Thin Wall XLPE Primary Cable	WHITE	3100.0	-	-	-
17	-	-	SM92#162	3510335 R1	0.79	18.0	Thin Wall XLPE Primary Cable	YELLOW 2	3065.0	-	-	-
18	-	-	SM92#163	3510335 R1	0.79	18.0	Thin Wall XLPE Primary Cable	YELLOW 2	3100.0	-	-	-

Connector Name 1502
 Part Number 1661601C1
 Short Description TRANS MODULE 2
 Instances
 B6.7 - Backup Light (Dual Daisy Reverse LT) Allison/ZF Trans
 1K/2K:Diagram1-Combination1
 B6.7 - Backup Light (Dual Daisy Reverse LT) Allison/ZF Trans
 3K/4K:Diagram1-Combination1
 B6.7 - Backup Light (Dual Reverse Light) Allison/ZF Trans
 1K/2K:Diagram1-Combination1
 B6.7 - Backup Light (Dual Reverse Light) Allison/ZF Trans
 3K/4K:Diagram1-Combination1
 B6.7 - Backup Light (Single Reverse Light) Allison
 1K/2K:Diagram1-Combination1
 B6.7 - Backup Light (Single Reverse Light) Allison
 3K/4K:Diagram1-Combination1
 B6.7 - Backup Light Single Reverse Light Allison
 1K/2K:Diagram1-Combination1
 B6.7 - Backup Light Single Reverse Light Allison
 3K/4K:Diagram1-Combination1
 B6.7 - Backup Light(Single Reverse Light) Allison
 1K/2K:Diagram1-Combination1
 B6.7 - Backup Light(Single Reverse Light) Allison
 3K/4K:Diagram1-Combination1
 L9 - Backup Light (Dual Daisy Reverse) Allison/ZF Trans
 3K/4K:Diagram1-Combination1
 L9 - Backup Light (Dual Reverse Light) Allison/ZF Trans
 3K/4K:Diagram1-Combination1
 L9 - Backup Light (Single Reverse Light) - Allison
 3K/4K:Diagram1-Combination1
 L9 - Backup Light (Single Reverse Light) Allison
 3K/4K:Diagram1-Combination1
 L9 - Backup Light - (Single Reverse Light) Allison
 3K/4K:Diagram1-Combination1
 L9 - Transmission (Allison 3K/4K):Diagram1-Combination1

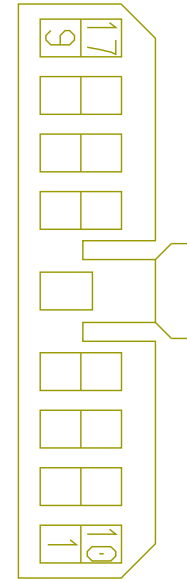
Mates 1236



Name	Terminal Part Number	V-Min	Name	Wire Part Number	Wire CSA	Wire Spec	Wire Material description	Wire Color Description	Wire Length	End2 Terminal Part Number	End2 Pin Name	End2 Connector
1	-	-	SM92#164	3510341 R1	0.79	18.0	Thin Wall XLPE Primary Cable	LIGHT BLUE	3065.0	-	-	-
2	-	-	SM92#165	3510329 R1	0.79	18.0	Thin Wall XLPE Primary Cable	TAN	2670.0	-	7	1702
2	-	-	SM92#165	3510329 R1	0.79	18.0	Thin Wall XLPE Primary Cable	TAN	2670.0	-	1	1702
2	-	-	SM92#165	3510329 R1	0.79	18.0	Thin Wall XLPE Primary Cable	TAN	2670.0	-	-	-
3	-	-	SM92#169	3510359 R1	0.79	18.0	Thin Wall XLPE Primary Cable	WHITE	2590.0	-	-	-
4	-	-	SM92#170	3510365 R1	0.79	18.0	Thin Wall XLPE Primary Cable	RED	190.0	-	1	-
5	-	-	SW92#111	2645921 R1	0.79	18.0	TXL 150C	ORANGE	800.0	-	-	-
6	-	-	SR92A112	3510323 R1	0.79	18.0	Thin Wall XLPE Primary Cable	PINK	590.0	-	-	-
6	-	-	ST92A112	2645918 R1	0.79	18.0	TXL 150C	PINK	800.0	-	-	-
7	-	-	SW92#116	2645922 R1	0.79	18.0	TXL 150C	LIGHT BLUE	800.0	-	-	-

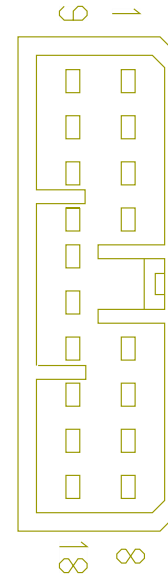
Name	Terminal Part Number	V-Min	Name	Wire Part Number	Wire CSA	Wire Spec	Wire Material description	Wire Color Description	Wire Length	End2 Terminal Part Number	End2 Pin Name	End2 Connector
8	-	-	SW92#177	2645920 R1	0.79	18.0	TXL 150C	LIGHT GREEN	800.0	-	-	-
9	-	-	SR92A131	3510323 R1	0.79	18.0	Thin Wall XLPE Primary Cable	PINK	590.0	-	-	-
9	-	-	ST92#131	2645910 R1	0.79	18.0	TXL 150C	YELLOW 2	800.0	-	-	-
10	-	-	SW92#133	2645910 R1	0.79	18.0	TXL 150C	YELLOW 2	800.0	-	-	-
11	-	-	SW92#136	2645921 R1	0.79	18.0	TXL 150C	ORANGE	800.0	-	-	-
12	-	-	SW92#137	2645919 R1	0.79	18.0	TXL 150C	WHITE	800.0	-	-	-
13	-	-	SR92A158	3510299 R1	0.79	18.0	Thin Wall XLPE Primary Cable	LIGHT GREEN	640.0	-	-	-
13	-	-	ST92#158	2645920 R1	0.79	18.0	TXL 150C	LIGHT GREEN	800.0	-	-	-
14	-	-	SW92#171	2645910 R1	0.79	18.0	TXL 150C	YELLOW 2	800.0	-	-	-
15	-	-	SW92#151	2645919 R1	0.79	18.0	TXL 150C	WHITE	800.0	-	-	-
16	-	-	SW92#152	2645920 R1	0.79	18.0	TXL 150C	LIGHT GREEN	800.0	-	-	-
17	-	-	SW31#154	2645915 R1	0.79	18.0	TXL 150C	TAN	800.0	-	-	-

Connector Name 1502
 Part Number 1661601C1
 Short Description TRANS MODULE 2
 Instances B6.7 - Transmission (Allison 3K/4K):Diagram1-Combination1
 Mates 1236



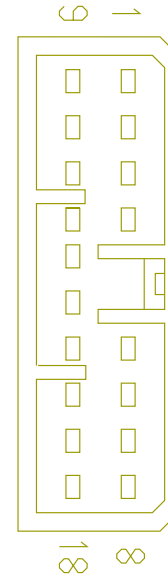
Name	Terminal Part Number	V-Min	Name	Wire Part Number	Wire CSA	Wire Spec	Wire Material description	Wire Color Description	Wire Length	End2 Terminal Part Number	End2 Pin Name	End2 Connector
3	-	-	LE92#169	3510359 R1	0.79	18.0	Thin Wall XLPE Primary Cable	WHITE	590.0	-	X	-
4	-	-	SM92#170	3510365 R1	0.79	18.0	Thin Wall XLPE Primary Cable	RED	190.0	-	1	-

Connector Name 1503
 Part Number 3627615C1
 Instances B6.7 - CAN Layout:Powertrain Standard J1939 (500Kbps)
 Mates 1237



Name	Terminal Part Number	V-Min	Name	Wire Part Number	Wire CSA	Wire Spec	Wire Material description	Wire Color Description	Wire Length	End2 Terminal Part Number	End2 Pin Name	End2 Connector
4	-	-	WIRE735147	-	0.0	-	-	-	0.0	-	PIN1	-
12	-	-	WIRE735146	-	0.0	-	-	-	0.0	-	PIN1	-

Connector Name 1503
 Part Number 3627615C1
 Short Description TRANS MODULE 3
 Instances B6.7 - Range Inhibit (sixth gear inhibit switch):Diagram1-Combination1
 L9 - CAN Layout:Powertrain Standard J1939 (500Kbps)
 L9 - Transmission (Allison 3K/4K):Diagram1-Combination1
 Mates 1237

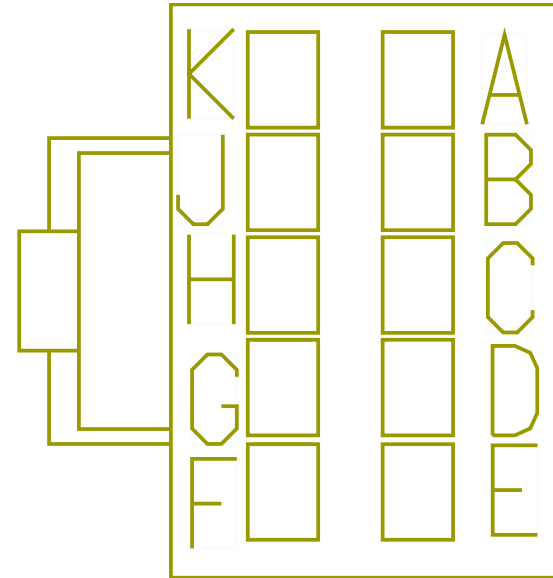


Name	Terminal Part Number	V-Min	Name	Wire Part Number	Wire CSA	Wire Spec	Wire Material description	Wire Color Description	Wire Length	End2 Terminal Part Number	End2 Pin Name	End2 Connector
1	-	-	SA48#139	2645921 R1	0.79	18.0	TXL 150C	ORANGE	2690.0	-	-	-
1	-	-	SL48#139	3510317 R1	0.79	18.0	Thin Wall XLPE Primary Cable	ORANGE	1420.0	-	-	-
2	-	-	SW47#140	3510299 R1	0.79	18.0	Thin Wall XLPE Primary Cable	LIGHT GREEN	900.0	-	-	-
3	-	-	SA92A120	2645922 R1	0.79	18.0	TXL 150C	LIGHT BLUE	800.0	-	-	-
3	-	-	SV92#120	3510341 R1	0.79	18.0	Thin Wall XLPE Primary Cable	LIGHT BLUE	1065.0	-	-	-
4	-	-	WIRE735 147	-	0.0	-	-	-	0.0	-	PIN1	-

Name	Terminal Part Number	V-Min	Name	Wire Part Number	Wire CSA	Wire Spec	Wire Material description	Wire Color Description	Wire Length	End2 Terminal Part Number	End2 Pin Name	End2 Connector
5	-	-	SW92#155	2645919 R1	0.79	18.0	TXL 150C	WHITE	800.0	-	-	-
6	-	-	SW92#174	2645922 R1	0.79	18.0	TXL 150C	LIGHT BLUE	800.0	-	-	-
7	-	-	SW92#176	2645910 R1	0.79	18.0	TXL 150C	YELLOW 2	800.0	-	-	-
8	-	-	SW47#125	3510311 R1	0.79	18.0	Thin Wall XLPE Primary Cable	GREY	3100.0	-	-	-
9	-	-	SA48#159	2645915 R1	0.79	18.0	TXL 150C	TAN	2690.0	-	-	-
9	-	-	SL48#159	3510329 R1	0.79	18.0	Thin Wall XLPE Primary Cable	TAN	1420.0	-	-	-
10	-	-	SW47#160	3510335 R1	0.79	18.0	Thin Wall XLPE Primary Cable	YELLOW 2	900.0	-	-	-
11	-	-	SA92#180	2645921 R1	0.79	18.0	TXL 150C	ORANGE	800.0	-	-	-
11	-	-	SV92#180	3510317 R1	0.79	18.0	Thin Wall XLPE Primary Cable	ORANGE	1065.0	-	-	-
12	-	-	WIRE735 146	-	0.0	-	-	-	0.0	-	PIN1	-
13	-	-	TL92#142	3510359 R1	0.79	18.0	Thin Wall XLPE Primary Cable	WHITE	3065.0	-	-	-

Name	Terminal Part Number	V-Min	Name	Wire Part Number	Wire CSA	Wire Spec	Wire Material description	Wire Color Description	Wire Length	End2 Terminal Part Number	End2 Pin Name	End2 Connector
13	-	-	TM92A142	3510359 R1	0.79	18.0	Thin Wall XLPE Primary Cable	WHITE	165.0	-	-	-
14	-	-	SR92#156	3510323 R1	0.79	18.0	Thin Wall XLPE Primary Cable	PINK	3100.0	-	-	-
15	-	-	PV92#161	3510329 R1	0.79	18.0	Thin Wall XLPE Primary Cable	TAN	2670.0	-	12	1702
15	-	-	SR92#161	3510317 R1	0.79	18.0	Thin Wall XLPE Primary Cable	ORANGE	3100.0	-	-	-
16	-	-	SR92#175	3510317 R1	0.79	18.0	Thin Wall XLPE Primary Cable	ORANGE	390.0	-	-	-
18	-	-	SW92#118	2645914 R1	0.79	18.0	TXL 150C	GREY	800.0	-	-	-

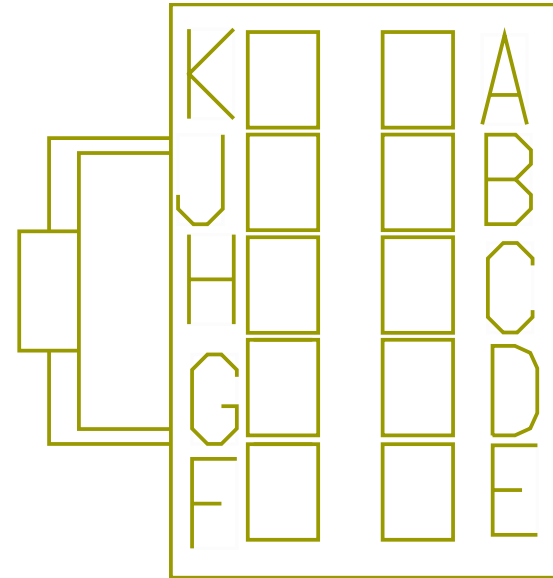
Connector Name 16A
 Part Number 3540612C1
 Instances B6.7 - CAN Layout:Powertrain Standard J1939 (500Kbps)
 L9/B6.7 - Adaptive Cruise Control (Bendix - Fusion 2.0 & W/
 Safety Direct & Reg Speakers) option 1:Diagram1
 L9/B6.7 - Adaptive Cruise Control (Bendix - Fusion 2.0 & W/
 Safety Direct & Reg Speakers) option 2:Diagram1
 Mates 16B



Name	Terminal Part Number	V-Min	Name	Wire Part Number	Wire CSA	Wire Spec	Wire Material description	Wire Color Description	Wire Length	End2 Terminal Part Number	End2 Pin Name	End2 Connector
C	-	-	EB13COG	3510324 R1	1.16	16.0	Thin Wall XLPE Primary Cable	PINK	1877.0	-	1	-
C	-	-	EB13COG	3510324 R1	1.16	16.0	Thin Wall XLPE Primary Cable	PINK	1877.0	-	X	-
D	-	-	EB11COG	3510359 R1	0.79	18.0	Thin Wall XLPE Primary Cable	WHITE	2206.0	-	X	-
G	-	-	EB67COG	3510310 R1	0.53	20.0	Thin Wall XLPE Primary Cable	GREY	2606.0	-	7	D49-1979

Name	Terminal Part Number	V-Min	Name	Wire Part Number	Wire CSA	Wire Spec	Wire Material description	Wire Color Description	Wire Length	End2 Terminal Part Number	End2 Pin Name	End2 Connector
H	-	-	EB14CSB	3510366 R1	1.16	16.0	Thin Wall XLPE Primary Cable	RED	1852.0	-	X	-
J	-	-	WIRE735 133	-	0.0	-	-	-	0.0	-	PIN1	-
K	-	-	WIRE735 132	-	0.0	-	-	-	0.0	-	PIN1	-

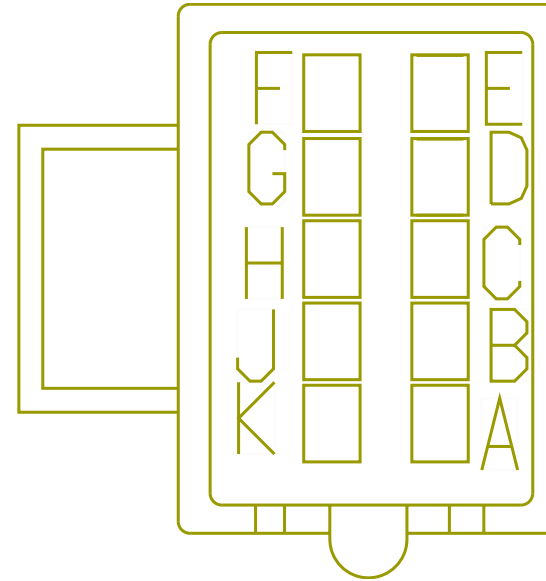
Connector Name 16A
 Part Number 3540612C1
 Short Description BENDIX/TAKATA LDW
 Instances
 B6.7 - CAN Layout:Fusion Proprietary J1939
 B6.7 - Lane Departure Warning - (Bendix Fusion N/ Safety Direct):Diagram1-Combination1
 B6.7 - Lane Departure Warning - (Bendix Fusion N/ Safety Direct):Diagram1-Combination2
 L9 - CAN Layout:Fusion Proprietary J1939
 L9 - CAN Layout:Powertrain Standard J1939 (500Kbps)
 L9 - Lane Departure Warning - (Bendix Fusion N/ Safety Direct):Diagram1-Combination1
 L9 - Lane Departure Warning - (Bendix Fusion N/ Safety Direct):Diagram1-Combination2
 Mates 16B



Name	Terminal Part Number	V-Min	Name	Wire Part Number	Wire CSA	Wire Spec	Wire Material description	Wire Color Description	Wire Length	End2 Terminal Part Number	End2 Pin Name	End2 Connector
C	-	-	13COG	3510324 R1	1.16	16.0	Thin Wall XLPE Primary Cable	PINK	1865.0	-	1	-
C	-	-	13COG	3510324 R1	1.16	16.0	Thin Wall XLPE Primary Cable	PINK	1865.0	-	X	-
D	-	-	11COG	3510359 R1	0.79	18.0	Thin Wall XLPE Primary Cable	WHITE	2590.0	-	X	-
E	-	-	WIRE196 487	-	0.0	-	-	-	0.0	-	X	-
F	-	-	WIRE196 486	-	0.0	-	-	-	0.0	-	1	-
F	-	-	WIRE196 486	-	0.0	-	-	-	0.0	-	X	-

Name	Terminal Part Number	V-Min	Name	Wire Part Number	Wire CSA	Wire Spec	Wire Material description	Wire Color Description	Wire Length	End2 Terminal Part Number	End2 Pin Name	End2 Connect or
G	-	-	67COG	3510310 R1	0.53	20.0	Thin Wall XLPE Primary Cable	GREY	2740.0	-	7	1979
H	-	-	14CSB	3510366 R1	1.16	16.0	Thin Wall XLPE Primary Cable	RED	1840.0	-	X	-
J	-	-	WIRE728 860	-	0.0	-	-	-	0.0	-	PIN1	-
K	-	-	WIRE728 855	-	0.0	-	-	-	0.0	-	PIN1	-

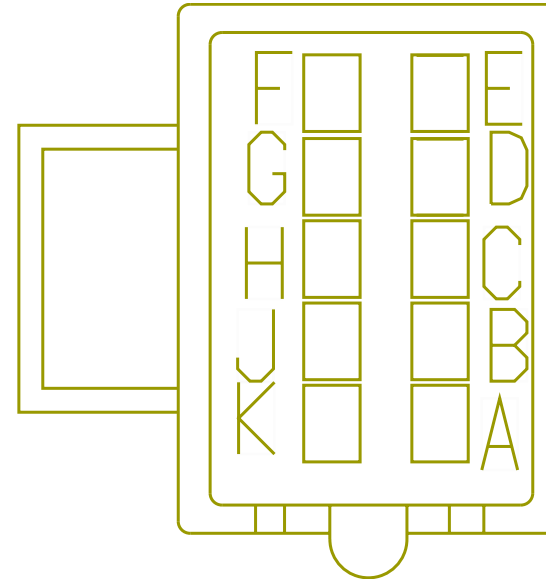
Connector Name 16B
 Part Number 3540613C1
 Instances B6.7 - CAN Layout:Powertrain Standard J1939 (500Kbps)
 L9/B6.7 - Adaptive Cruise Control (Bendix - Fusion 2.0 & W/
 Safety Direct & Reg Speakers) option 1:Diagram1
 L9/B6.7 - Adaptive Cruise Control (Bendix - Fusion 2.0 & W/
 Safety Direct & Reg Speakers) option 2:Diagram1
 Mates 16A



Name	Terminal Part Number	V-Min	Name	Wire Part Number	Wire CSA	Wire Spec	Wire Material description	Wire Color Description	Wire Length	End2 Terminal Part Number	End2 Pin Name	End2 Connector
C	-	-	YD13COG	3510324 R1	1.16	16.0	Thin Wall XLPE Primary Cable	PINK	250.0	-	X	-
D	-	-	YD11COG	3510359 R1	0.79	18.0	Thin Wall XLPE Primary Cable	WHITE	1735.0	-	X	-
G	-	-	YD67COG	3510311 R1	0.79	18.0	Thin Wall XLPE Primary Cable	GREY	1495.0	-	X	-
H	-	-	YD14CSB	3510366 R1	1.16	16.0	Thin Wall XLPE Primary Cable	RED	2230.0	-	-	-
J	-	-	WIRE735 134	-	0.0	-	-	-	0.0	-	PIN1	-

Name	Terminal Part Number	V-Min	Name	Wire Part Number	Wire CSA	Wire Spec	Wire Material description	Wire Color Description	Wire Length	End2 Terminal Part Number	End2 Pin Name	End2 Connector
K	-	-	WIRE735 135	-	0.0	-	-	-	0.0	-	PIN1	-

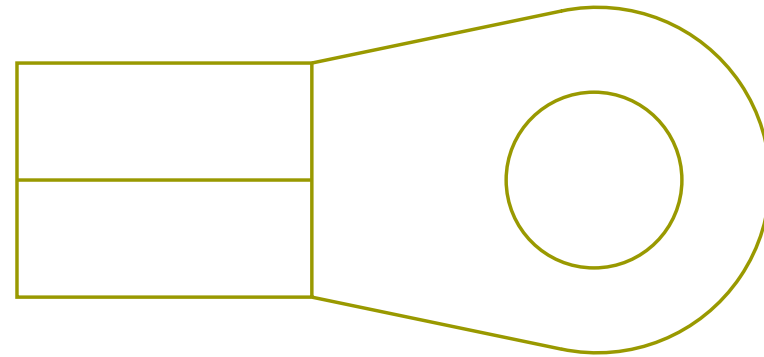
Connector Name 16B
 Part Number 3540613C1
 Short Description BENDIX/TAKATA LDW ROOF CONN
 Instances
 B6.7 - CAN Layout:Fusion Proprietary J1939
 B6.7 - Lane Departure Warning - (Bendix Fusion N/ Safety Direct):Diagram1-Combination1
 B6.7 - Lane Departure Warning - (Bendix Fusion N/ Safety Direct):Diagram1-Combination2
 L9 - CAN Layout:Fusion Proprietary J1939
 L9 - CAN Layout:Powertrain Standard J1939 (500Kbps)
 L9 - Lane Departure Warning - (Bendix Fusion N/ Safety Direct):Diagram1-Combination1
 L9 - Lane Departure Warning - (Bendix Fusion N/ Safety Direct):Diagram1-Combination2
 Mates 16A



Name	Terminal Part Number	V-Min	Name	Wire Part Number	Wire CSA	Wire Spec	Wire Material description	Wire Color Description	Wire Length	End2 Terminal Part Number	End2 Pin Name	End2 Connector
C	-	-	YD13COG	3510324 R1	1.16	16.0	Thin Wall XLPE Primary Cable	PINK	250.0	-	X	-
D	-	-	YD11COG	3510359 R1	0.79	18.0	Thin Wall XLPE Primary Cable	WHITE	1735.0	-	X	-
E	-	-	WIRE196 489	-	0.0	-	-	-	0.0	-	46	1700
F	-	-	WIRE196 488	-	0.0	-	-	-	0.0	-	45	1700
G	-	-	YD67COG	3510311 R1	0.79	18.0	Thin Wall XLPE Primary Cable	GREY	1495.0	-	X	-

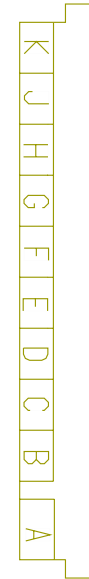
Name	Terminal Part Number	V-Min	Name	Wire Part Number	Wire CSA	Wire Spec	Wire Material description	Wire Color Description	Wire Length	End2 Terminal Part Number	End2 Pin Name	End2 Connector
H	-	-	YD14CSB	3510366 R1	1.16	16.0	Thin Wall XLPE Primary Cable	RED	2230.0	-	-	-
J	-	-	WIRE735 134	-	0.0	-	-	-	0.0	-	PIN1	-
K	-	-	WIRE735 135	-	0.0	-	-	-	0.0	-	PIN1	-

Connector Name 1605
 Part Number 373759C2
 Instances B6.7/L9 - Body Control Module (BCM):Connector J8-1605
 (Power Feed)
 Mates MODU-BCM-A000-10-00



Name	Terminal Part Number	V-Min	Name	Wire Part Number	Wire CSA	Wire Spec	Wire Material description	Wire Color Description	Wire Length	End2 Terminal Part Number	End2 Pin Name	End2 Connector
A	-	-	HZ14BC	2644026 R1	18.94	4.0	Std. Wall XLPE Battery Cable	RED	795.0	-	X	-

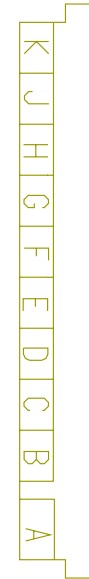
Connector Name 1620
 Part Number 2007315C1
 Instances B6.7/L9 - ZVR Splice Packs 1620:Diagram1
 Mates SP-ZVR_SPLICE_PACK-B000-10 -A1



Name	Terminal Part Number	V-Min	Name	Wire Part Number	Wire CSA	Wire Spec	Wire Material description	Wire Color Description	Wire Length	End2 Terminal Part Number	End2 Pin Name	End2 Connector
A	-	-	AA9Z	3510311 R1	0.79	18.0	Thin Wall XLPE Primary Cable	GREY	1360.0	-	-	-
B	-	-	NA9CDC	3510310 R1	0.53	20.0	Thin Wall XLPE Primary Cable	GREY	515.0	-	-	-
C	-	-	XS9AC	3510311 R1	0.79	18.0	Thin Wall XLPE Primary Cable	GREY	2085.0	-	-	-
D	-	-	ME110B	3510311 R1	0.79	18.0	Thin Wall XLPE Primary Cable	GREY	990.0	-	-	-

Name	Terminal Part Number	V-Min	Name	Wire Part Number	Wire CSA	Wire Spec	Wire Material description	Wire Color Description	Wire Length	End2 Terminal Part Number	End2 Pin Name	End2 Connector
F	-	-	AB9	3510311 R1	0.79	18.0	Thin Wall XLPE Primary Cable	GREY	1035.0	-	-	-
F	-	-	AC9	3510311 R1	0.79	18.0	Thin Wall XLPE Primary Cable	GREY	1080.0	-	-	-
G	-	-	KA9B	3510311 R1	0.79	18.0	Thin Wall XLPE Primary Cable	GREY	220.0	-	-	-
H	-	-	ND9A	3510358 R1	0.53	20.0	Thin Wall XLPE Primary Cable	WHITE	670.0	-	-	-
J	-	-	QW9BB	3510311 R1	0.79	18.0	Thin Wall XLPE Primary Cable	GREY	1914.0	-	-	-
K	-	-	VU9ZF	3510311 R1	0.79	18.0	Thin Wall XLPE Primary Cable	GREY	1035.0	-	-	-
K	-	-	NL9ZB	3510311 R1	0.79	18.0	Thin Wall XLPE Primary Cable	GREY	910.0	-	-	-


Connector Name 1623
 Part Number 2007315C1
 Instances B6.7/L9 - Park / Turn Lights Splice Packs
 1623/1625/400:Diagram1
 Mates SP-MARKER_LT_SPLICE_PACK-B 000-10-A1



Name	Terminal Part Number	V-Min	Name	Wire Part Number	Wire CSA	Wire Spec	Wire Material description	Wire Color Description	Wire Length	End2 Terminal Part Number	End2 Pin Name	End2 Connector
A	-	-	YP54	3510306 R1	1.16	16.0	Thin Wall XLPE Primary Cable	BROWN	1205.0	-	-	-
C	-	-	YS54B	3510305 R1	0.79	18.0	Thin Wall XLPE Primary Cable	BROWN	1080.0	-	-	-
C	-	-	YP54B	3510305 R1	0.79	18.0	Thin Wall XLPE Primary Cable	BROWN	1080.0	-	-	-
D	-	-	YS58T	3510305 R1	0.79	18.0	Thin Wall XLPE Primary Cable	BROWN	1085.0	-	1	2000

Name	Terminal Part Number	V-Min	Name	Wire Part Number	Wire CSA	Wire Spec	Wire Material description	Wire Color Description	Wire Length	End2 Terminal Part Number	End2 Pin Name	End2 Connector
E	-	-	XY58DB	3510305 R1	0.79	18.0	Thin Wall XLPE Primary Cable	BROWN	1515.0	-	-	-
F	-	-	YP58T	3510305 R1	0.79	18.0	Thin Wall XLPE Primary Cable	BROWN	1085.0	-	1	2000
G	-	-	ZQ68	3510306 R1	1.16	16.0	Thin Wall XLPE Primary Cable	BROWN	290.0	-	-	-
G	-	-	ZN68	3510306 R1	1.16	16.0	Thin Wall XLPE Primary Cable	BROWN	1160.0	-	-	-
G	-	-	ZP68	3510306 R1	1.16	16.0	Thin Wall XLPE Primary Cable	BROWN	320.0	-	-	-


Connector Name 1625
 Part Number 3543733C1
 Instances B6.7/L9 - Park / Turn Lights Splice Packs
 1623/1625/400:Diagram1
 Mates SP-REAR_TURN_SIGNAL_SPLICE_PACK-B000-10-A1



Name	Terminal Part Number	V-Min	Name	Wire Part Number	Wire CSA	Wire Spec	Wire Material description	Wire Color Description	Wire Length	End2 Terminal Part Number	End2 Pin Name	End2 Connector
A	-	-	YL57C	3510318 R1	1.16	16.0	Thin Wall XLPE Primary Cable	ORANGE	1180.0	-	-	-
A	-	-	YL57E	-	0.0	16.0	-	ORANGE	0.0	-	-	-
B	-	-	YL57	3510318 R1	1.16	16.0	Thin Wall XLPE Primary Cable	ORANGE	1170.0	-	-	-
B	-	-	YL57AA	-	0.0	16.0	-	ORANGE	0.0	-	-	-
C	-	-	YV57BB	3510330 R1	1.16	16.0	Thin Wall XLPE Primary Cable	TAN	1170.0	-	-	-
C	-	-	YX57BB	3510300 R1	1.16	16.0	Thin Wall XLPE Primary Cable	LIGHT GREEN	1170.0	-	-	-


Name	Terminal Part Number	V-Min	Name	Wire Part Number	Wire CSA	Wire Spec	Wire Material description	Wire Color Description	Wire Length	End2 Terminal Part Number	End2 Pin Name	End2 Connector
D	-	-	YL56CB	-	0.0	16.0	-	ORANGE	0.0	-	-	-
E	-	-	YL56A	3510318 R1	1.16	16.0	Thin Wall XLPE Primary Cable	ORANGE	1180.0	-	-	-
F	-	-	YL56	3510318 R1	1.16	16.0	Thin Wall XLPE Primary Cable	ORANGE	1170.0	-	-	-
F	-	-	YL56CA	-	0.0	16.0	-	ORANGE	0.0	-	-	-
G	-	-	YX56BB	3510336 R1	1.16	16.0	Thin Wall XLPE Primary Cable	YELLOW 2	1170.0	-	-	-

Connector Name 1650MA
 Part Number 3544066C1
 Instances B6.7 - CAN Layout: Cab Standard J1939 (250Kbps)
 L9 - CAN Layout: Cab Standard J1939 (250Kbps)




Name	Terminal Part Number	V-Min	Name	Wire Part Number	Wire CSA	Wire Spec	Wire Material description	Wire Color Description	Wire Length	End2 Terminal Part Number	End2 Pin Name	End2 Connector
H	-	-	WIRE722840	-	0.0	-	-	-	0.0	-	PIN1	-
J	-	-	WIRE722841	-	0.0	-	-	-	0.0	-	PIN1	-

Connector Name 1650/1650MA
 Part Number 3757649C1
 Instances B6.7 - CAN Layout:Powertrain Standard J1939 (500Kbps)
 L9 - CAN Layout:Powertrain Standard J1939 (500Kbps)
 Mates DEV-9PinDiag-0008-00-10-01A



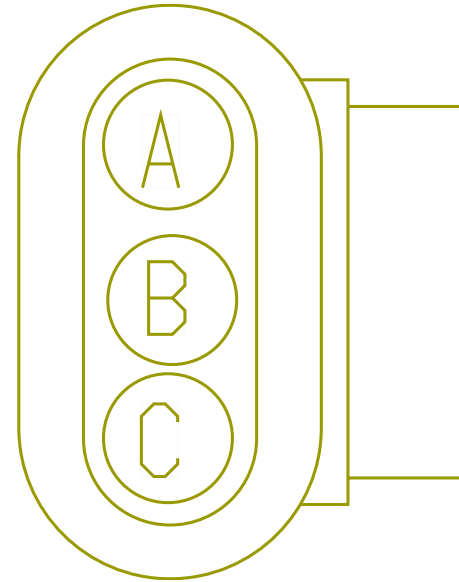
Name	Terminal Part Number	V-Min	Name	Wire Part Number	Wire CSA	Wire Spec	Wire Material description	Wire Color Description	Wire Length	End2 Terminal Part Number	End2 Pin Name	End2 Connector
C	-	-	WIRE735138	-	0.0	-	-	-	0.0	-	PIN1	-
D	-	-	WIRE735139	-	0.0	-	-	-	0.0	-	PIN1	-

Connector Name 1650
 Part Number 3757649C1
 Instances B6.7 - CAN Layout:Cab Standard J1939 (250Kbps)
 L9 - CAN Layout:Cab Standard J1939 (250Kbps)
 Mates DEV-9PinDiag-0008-00-10-01A



Name	Terminal Part Number	V-Min	Name	Wire Part Number	Wire CSA	Wire Spec	Wire Material description	Wire Color Description	Wire Length	End2 Terminal Part Number	End2 Pin Name	End2 Connector
H	-	-	WIRE720027	-	0.0	-	-	-	0.0	-	PIN1	-
J	-	-	WIRE720029	-	0.0	-	-	-	0.0	-	PIN1	-

Connector Name 1657M
 Part Number 1667741C1
 Instances B6.7 - CAN Layout:Powertrain Standard J1939 (500Kbps)



Name	Terminal Part Number	V-Min	Name	Wire Part Number	Wire CSA	Wire Spec	Wire Material description	Wire Color Description	Wire Length	End2 Terminal Part Number	End2 Pin Name	End2 Connector
A	-	-	WIRE728853	-	0.0	-	-	-	0.0	-	X	-
B	-	-	MN5C(-)	-	0.0	-	-	-	0.0	-	X	-

Connector Name 1660
 Part Number 2006789C1
 Instances B6.7 - CAN Layout:Telematics J1708
 L9 - CAN Layout:Telematics J1708
 Mates SP-IP-B001-00-10-A1-1660



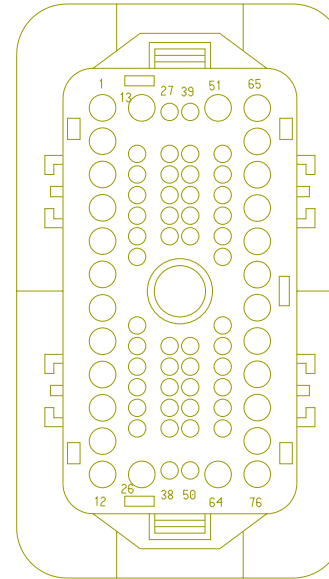
Name	Terminal Part Number	V-Min	Name	Wire Part Number	Wire CSA	Wire Spec	Wire Material description	Wire Color Description	Wire Length	End2 Terminal Part Number	End2 Pin Name	End2 Connector
A	-	-	WIRE722 842	-	0.0	-	-	-	0.0	-	E2	J5-1602
E	-	-	WIRE722 852	-	0.0	-	-	-	0.0	-	C	1919A
E	-	-	WIRE722 851	-	0.0	-	-	-	0.0	-	C	1910A
E	-	-	WIRE722 853	-	0.0	-	-	-	0.0	-	4	1939M
F	-	-	WIRE722 860	-	0.0	-	-	-	0.0	-	4	8998

Connector Name 1661
 Part Number 2006789C1
 Instances B6.7 - CAN Layout:Telematics J1708
 L9 - CAN Layout:Telematics J1708
 Mates SP-IP-B001-00-10-A1-1661



Name	Terminal Part Number	V-Min	Name	Wire Part Number	Wire CSA	Wire Spec	Wire Material description	Wire Color Description	Wire Length	End2 Terminal Part Number	End2 Pin Name	End2 Connector
A	-	-	WIRE722 843	-	0.0	-	-	-	0.0	-	E1	J5-1602
E	-	-	WIRE722 848	-	0.0	-	-	-	0.0	-	D	1910A
E	-	-	WIRE722 849	-	0.0	-	-	-	0.0	-	D	1919A
E	-	-	WIRE722 847	-	0.0	-	-	-	0.0	-	5	1939M
F	-	-	WIRE722 859	-	0.0	-	-	-	0.0	-	1	8998
F	-	-	WIRE722 859	-	0.0	-	-	-	0.0	-	5	8998

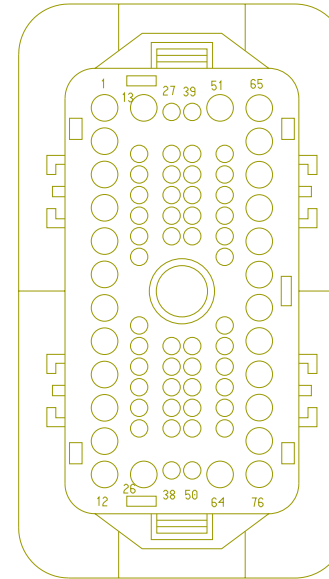
Connector Name 1700F
 Part Number 3595624C1
 Instances B6.7 - CAN Layout:Fusion Proprietary J1939
 Mates 1700



Name	Terminal Part Number	V-Min	Name	Wire Part Number	Wire CSA	Wire Spec	Wire Material description	Wire Color Description	Wire Length	End2 Terminal Part Number	End2 Pin Name	End2 Connector
45	-	-	WIRE196490	-	0.0	-	-	-	0.0	-	2	8903
46	-	-	WIRE196491	-	0.0	-	-	-	0.0	-	7	8903

Connector Name 1700
 Part Number 3595624C1
 Short Description DASH HARNESS CONNECTOR
 Instances

- B6.7 - Adaptive Cruise Control w/o Display (Bendix):Diagram1
- B6.7 - Antilock Brake System (ABS) - Wabco 4 Channel Implementation:Diagram1
- B6.7 - Antilock Brake System (ABS)-BENDIX 4 Channel Implemenation:Diagram1
- B6.7 - CAN Layout:Powertrain Standard J1939 (500Kbps)
- B6.7 - City Horn (W/ 4PIN CLK & P. Brake):Diagram1-Combination1
- B6.7 - City Horn (W/ 4PIN CLK & P. Brake):Diagram1-Combination2
- B6.7 - City Horn (W/ 4PIN CLK):Diagram1-Combination1
- B6.7 - City Horn (W/ 4PIN CLK):Diagram1-Combination2
- B6.7 - City Horn (W/ 10PIN CLK & P. Brake):Diagram1
- B6.7 - City Horn (W/ 10PIN CLK):Diagram1
- B6.7 - Crank Inhibit (W/ Hood Switch):Diagram1
- B6.7 - Directional Signal (Turn) W/ DAISY CHAIN BOX LAMPS:Diagram1
- B6.7 - Directional Signal (Turn) W/ Daisy Chain Box Lamps W/ Plow Lights:Diagram1
- B6.7 - Directional Signal (Turn) W/ LED BOX LAMPS:Diagram1
- B6.7 - Directional Signal (Turn) W/ LED BOX LAMPS W/Plow Lights:Diagram1
- B6.7 - Directional Signal (Turn) W/ Single Tail Board W/Hazard SW:Diagram1
- B6.7 - Directional Signal (Turn) W/ Single Tail Board W/Plow Lights:Diagram1
- B6.7 - Fog Lights (Halogen White TOP MTG):Diagram1
- B6.7 - Fog Lights (LED White TOP MTG):Diagram1
- B6.7 - Front Fog Lamps:Diagram1
- B6.7 - Front Fog Lights W CONNECTOR:Diagram1
- B6.7 - Front Marker Lights N/ PLow Lights:Diagram1
- B6.7 - Front Marker Lights W/ Plow Lights:Diagram1
- B6.7 - Headlight W/Plowlights, W/LOWW, W/O Interrupt:Diagram1-Combination1
- B6.7 - Headlight W/Plowlights, W/LOWW, W/O Interrupt:Diagram1-Combination2
- B6.7 - Headlight W/Plowlights, W/O LOWW, W/O Interrupt:Diagram1-Combination1
- B6.7 - Headlight W/Plowlights, W/O LOWW, W/O Interrupt:Diagram1-Combination2



B6.7 - Headlights W 10PIN CLK W/LOWW W/O
Interrupt:Diagram1-Combination1
B6.7 - Headlights W 10PIN CLK W/LOWW W/O
Interrupt:Diagram1-Combination2
B6.7 - Headlights W 10PIN CLK W/LOWW W/
Interrupt:Diagram1-Combination1
B6.7 - Headlights W 10PIN CLK W/LOWW W/
Interrupt:Diagram1-Combination2
B6.7 - Headlights W/O Lights ON with wipers (LOWW) W/
Headlights Interrupt:Diagram1-Combination1
B6.7 - Headlights W/O Lights ON with wipers (LOWW) W/
Headlights Interrupt:Diagram1-Combination2
B6.7 - Headlights W/O Lights ON With Wipers (LOWW) W/O
Headlights Interrupt:Diagram1-Combination1
B6.7 - Headlights W/O Lights ON With Wipers (LOWW) W/O
Headlights Interrupt:Diagram1-Combination2
B6.7 - Headlights W/PlowLights, W/LOWW, W/
Interrupt:Diagram1-Combination1
B6.7 - Headlights W/PlowLights, W/LOWW, W/
Interrupt:Diagram1-Combination2
B6.7 - Headlights W/PlowLights, W/O LOWW, W/
Interrupt:Diagram1-Combination1
B6.7 - Headlights W/PlowLights, W/O LOWW, W/
Interrupt:Diagram1-Combination2
B6.7 - Lane Departure Warning - (Bendix Fusion N/ Safety
Direct):Diagram1-Combination1
B6.7 - Lane Departure Warning - (Bendix Fusion N/ Safety
Direct):Diagram1-Combination2
B6.7 - Transmission Power Take Off (Auto Trans with
Lectradrive):Diagram1
B6.7 - Transmission Power Take Off (Lectrashift PTO with
Manual Trans):Diagram1
B6.7 - Windshield Washer Pump:Diagram1-Combination1
B6.7 - Windshield Washer Pump:Diagram1-Combination2
B6.7 - Windshield Washer Pump & Low Fluid Sensor:Diagram1-
Combination1
B6.7 - Windshield Washer Pump & Low Fluid Sensor:Diagram1-
Combination2
B6.7/L9 - Auxiliary Power (40A) HSD:Diagram1
B6.7/L9 - Compressed Air Supply (Aux Gauge):Diagram1
B6.7/L9 - Heated Mirrors (Hood with Door Pods):Diagram1
B6.7/L9 - Hood Switch:Diagram1
B6.7/L9 - Mirrors (Heat) [Switch Pack Actuated includes Hood
Mirrors]:Diagram1

B6.7/L9 - Tire Pressure (TPMS) (LDL 2.0 - 1 Repeater):Diagram1 - 4X2, 4x4 w/ High Visibilty Hood
B6.7/L9 - Tire Pressure (TPMS) (LDL 2.0 - 1 Repeater):Diagram2 - 4X2, 4x4 w/ STD Hood
B6.7/L9 - Tire Pressure (TPMS) (LDL 2.0 - 1 Repeater):Diagram3 - 6x4, 6x6 w/ High Visibilty Hood
B6.7/L9 - Tire Pressure (TPMS) (LDL 2.0 - 1 Repeater):Diagram4 - 6x4, 6x6 w/ STD Hood
L9 - Adaptive Cruise Control w/o Display (Bendix):Diagram1
L9 - Antilock Brake System (ABS) - BENDIX 4 Channel Implemenation:Diagram1
L9 - Antilock Brake System (ABS) - Wabco 4 Channel Implementation:Diagram1-Combination1
L9 - Antilock Brake System (ABS) - Wabco 4 Channel Implementation:Diagram1-Combination2
L9 - CAN Layout:Fusion Proprietary J1939
L9 - City Horn (W/ 4PIN CLK & P. Brake):Diagram1-Combination1
L9 - City Horn (W/ 4PIN CLK & P. Brake):Diagram1-Combination2
L9 - City Horn (W/ 4PIN CLK):Diagram1-Combination1
L9 - City Horn (W/ 4PIN CLK):Diagram1-Combination2
L9 - City Horn (W/ 10PIN CLK & P. Brake):Diagram1
L9 - City Horn (W/ 10PIN CLK):Diagram1
L9 - Directional Signal (Turn) W/ DAISY CHAIN BOX LAMPS:Diagram1
L9 - Directional Signal (Turn) W/ Daisy Chain Box Lamps W/ Plow Lights:Diagram1
L9 - Directional Signal (Turn) W/ LED BOX LAMPS:Diagram1
L9 - Directional Signal (Turn) W/ LED BOX LAMPS W/Plow Lights:Diagram1
L9 - Directional Signal (Turn) W/ Single Tail Board W/Hazard SW:Diagram1
L9 - Directional Signal (Turn) W/ Single Tail Board W/Plow Lights:Diagram1
L9 - Fog Lights (Halogen White TOP MTG):Diagram1
L9 - Fog Lights (LED White TOP MTG):Diagram1
L9 - Front Fog Lamps:Diagram1
L9 - Front Fog Lights W CONNECTOR:Diagram1
L9 - Front Marker Lights N/ PLow Lights:Diagram1
L9 - Front Marker Lights W/ Plow Lights:Diagram1
L9 - Headlight W/Plowlights W/LOWW W/O Headlight Interrupt -10 PIN CLK:Diagram1-Combination1

L9 - Headlight W/Plowlights W/LOWW W/O Headlight Interrupt
-10 PIN CLK:Diagram1-Combination2
L9 - Headlights W 10PIN CLK W/LOWW W/Interrupt:Diagram1-
Combination1
L9 - Headlights W 10PIN CLK W/LOWW W/Interrupt:Diagram1-
Combination2
L9 - Headlights W 10PIN CLK W/LOWW W/O
Interrupt:Diagram1-Combination1
L9 - Headlights W 10PIN CLK W/LOWW W/O
Interrupt:Diagram1-Combination2
L9 - Headlights W/O Lights ON With Wipers (LOWW) W/O
Headlights Interrupt:Diagram1-Combination1
L9 - Headlights W/O Lights ON With Wipers (LOWW) W/O
Headlights Interrupt:Diagram1-Combination2
L9 - Headlights W/O Lights ON with wipers (LOWW) W/
Headlights Interrupt:Diagram1-Combination1
L9 - Headlights W/O Lights ON with wipers (LOWW) W/
Headlights Interrupt:Diagram1-Combination2
L9 - Headlights W/PlowLights W/Headlight Interrupt -10PIN CLK
W/LOWW W/Interrupt:Diagram1-Combination1
L9 - Headlights W/PlowLights W/Headlight Interrupt -10PIN CLK
W/LOWW W/Interrupt:Diagram1-Combination2
L9 - Headlights W/PlowLights W/O Lights ON with wipers
(LOWW) W/ Headlights Interrupt:Diagram1-Combination1
L9 - Headlights W/PlowLights W/O Lights ON with wipers
(LOWW) W/ Headlights Interrupt:Diagram1-Combination2
L9 - Headlights W/Plowlights W/O Lights ON With Wipers
(LOWW) W/O Headlights Interrupt:Diagram1-Combination1
L9 - Headlights W/Plowlights W/O Lights ON With Wipers
(LOWW) W/O Headlights Interrupt:Diagram1-Combination2
L9 - Lane Departure Warning - (Bendix Fusion N/ Safety
Direct):Diagram1-Combination1
L9 - Lane Departure Warning - (Bendix Fusion N/ Safety
Direct):Diagram1-Combination2
L9 - Transmission Power Take Off (Lectrashift PTO with Manual
Trans):Diagram1
L9 - Windshield Washer Pump:Diagram1-Combination1
L9 - Windshield Washer Pump:Diagram1-Combination2
L9 - Windshield Washer Pump & Low Fluid Sensor:Diagram1-
Combination1
L9 - Windshield Washer Pump & Low Fluid Sensor:Diagram1-
Combination2
L9/B6.7 - Adaptive Cruise Control (Bendix - Fusion 2.0 & W/
Safety Direct & Reg Speakers) option 1:Diagram1

L9/B6.7 - Adaptive Cruise Control (Bendix - Fusion 2.0 & W/
Safety Direct & Reg Speakers) option 2:Diagram1

Mates

1700

Name	Terminal Part Number	V-Min	Name	Wire Part Number	Wire CSA	Wire Spec	Wire Material description	Wire Color Description	Wire Length	End2 Terminal Part Number	End2 Pin Name	End2 Connect or
1	-	-	MC52	2643693 R1	1.91	14.0	Std. Wall XLPE Primary Cable	YELLOW 2	2790.0	-	A	M04_8001
1	-	-	MC52	2643693 R1	1.91	14.0	Std. Wall XLPE Primary Cable	YELLOW 2	2790.0	-	A	M02_8001
1	-	-	MA52	2643693 R1	1.91	14.0	Std. Wall XLPE Primary Cable	YELLOW 2	2790.0	-	A	M04_8001
1	-	-	MA52	2643693 R1	1.91	14.0	Std. Wall XLPE Primary Cable	YELLOW 2	2790.0	-	A	M02_8001
1	-	-	MA52	2643693 R1	1.91	14.0	Std. Wall XLPE Primary Cable	YELLOW 2	2790.0	-	A	M02_8000
2	-	-	MC53	2643693 R1	1.91	14.0	Std. Wall XLPE Primary Cable	YELLOW 2	2790.0	-	C	M04_8001
2	-	-	MC53	2643693 R1	1.91	14.0	Std. Wall XLPE Primary Cable	YELLOW 2	2790.0	-	C	M02_8001
2	-	-	MC53	2643693 R1	1.91	14.0	Std. Wall XLPE Primary Cable	YELLOW 2	2790.0	-	C	M02_8000

Name	Terminal Part Number	V-Min	Name	Wire Part Number	Wire CSA	Wire Spec	Wire Material description	Wire Color Description	Wire Length	End2 Terminal Part Number	End2 Pin Name	End2 Connector
3	-	-	MC52D	2643693 R1	1.91	14.0	Std. Wall XLPE Primary Cable	YELLOW 2	3750.0	-	A	M04_8000
3	-	-	MC52D	2643693 R1	1.91	14.0	Std. Wall XLPE Primary Cable	YELLOW 2	3750.0	-	A	M02_8000
3	-	-	MW52D	2643693 R1	1.91	14.0	Std. Wall XLPE Primary Cable	YELLOW 2	3750.0	-	A	M04_8000
3	-	-	PP52D	2643693 R1	1.91	14.0	Std. Wall XLPE Primary Cable	YELLOW 2	3750.0	-	A	M02_8000
4	-	-	MC53B	2643693 R1	1.91	14.0	Std. Wall XLPE Primary Cable	YELLOW 2	3750.0	-	C	M04_8000
4	-	-	MC53B	2643693 R1	1.91	14.0	Std. Wall XLPE Primary Cable	YELLOW 2	3750.0	-	C	M02_8000
4	-	-	MW53B	2643693 R1	1.91	14.0	Std. Wall XLPE Primary Cable	YELLOW 2	3750.0	-	C	M04_8000
4	-	-	MW53B	2643693 R1	1.91	14.0	Std. Wall XLPE Primary Cable	YELLOW 2	3750.0	-	C	M02_8000

Name	Terminal Part Number	V-Min	Name	Wire Part Number	Wire CSA	Wire Spec	Wire Material description	Wire Color Description	Wire Length	End2 Terminal Part Number	End2 Pin Name	End2 Connect or
4	-	-	MB53B	2643693 R1	1.91	14.0	Std. Wall XLPE Primary Cable	YELLOW 2	4095.0	-	C	M04_8000
5	-	-	MA54B	2643688 R1	1.91	14.0	Std. Wall XLPE Primary Cable	BROWN	1925.0	-	X	-
5	-	-	MW54B	2643688 R1	1.91	14.0	Std. Wall XLPE Primary Cable	BROWN	1705.0	-	X	-
5	-	-	RF54B	2643688 R1	1.91	14.0	Std. Wall XLPE Primary Cable	BROWN	1825.0	-	X	-
8	-	-	MC53E	2643693 R1	1.91	14.0	Std. Wall XLPE Primary Cable	YELLOW 2	665.0	-	X	-
9	-	-	MC53F	2643693 R1	1.91	14.0	Std. Wall XLPE Primary Cable	YELLOW 2	665.0	-	X	-
10	-	-	MC52B	2643693 R1	1.91	14.0	Std. Wall XLPE Primary Cable	YELLOW 2	765.0	-	X	-
11	-	-	MC52E	2643693 R1	1.91	14.0	Std. Wall XLPE Primary Cable	YELLOW 2	765.0	-	X	-

Name	Terminal Part Number	V-Min	Name	Wire Part Number	Wire CSA	Wire Spec	Wire Material description	Wire Color Description	Wire Length	End2 Terminal Part Number	End2 Pin Name	End2 Connector
12	-	-	MG103C	3510302 R1	3.01	12.0	Thin Wall XLPE Primary Cable	LIGHT GREEN	470.0	-	-	-
12	-	-	MH103C	3510302 R1	3.01	12.0	Thin Wall XLPE Primary Cable	LIGHT GREEN	470.0	-	-	-
13	-	-	MG103D	2643753 R1	3.01	12.0	Std. Wall XLPE Primary Cable	LIGHT GREEN	590.0	-	A	M04_4069
14	-	-	MA56B	3510318 R1	1.16	16.0	Thin Wall XLPE Primary Cable	ORANGE	2790.0	-	D	M04_8001
14	-	-	MC56B	3510318 R1	1.16	16.0	Thin Wall XLPE Primary Cable	ORANGE	1205.0	-	X	-
14	-	-	MW56B	3510318 R1	1.16	16.0	Thin Wall XLPE Primary Cable	ORANGE	1825.0	-	X	-
14	-	-	YM56	3510318 R1	1.16	16.0	Thin Wall XLPE Primary Cable	ORANGE	675.0	-	C	J2-1604
14	-	-	YY56B	3510318 R1	1.16	16.0	Thin Wall XLPE Primary Cable	ORANGE	300.0	-	X	-

Name	Terminal Part Number	V-Min	Name	Wire Part Number	Wire CSA	Wire Spec	Wire Material description	Wire Color Description	Wire Length	End2 Terminal Part Number	End2 Pin Name	End2 Connector
14	-	-	YT56B	3510318 R1	1.16	16.0	Thin Wall XLPE Primary Cable	ORANGE	675.0	-	C	J2-1604
14	-	-	MA56B	3510318 R1	1.16	16.0	Thin Wall XLPE Primary Cable	ORANGE	2790.0	-	D	8001
15	-	-	MA57B	3510318 R1	1.16	16.0	Thin Wall XLPE Primary Cable	ORANGE	4095.0	-	D	M04_8000
15	-	-	MW57B	3510318 R1	1.16	16.0	Thin Wall XLPE Primary Cable	ORANGE	1555.0	-	X	-
15	-	-	MC57B	3510318 R1	1.16	16.0	Thin Wall XLPE Primary Cable	ORANGE	1555.0	-	X	-
15	-	-	YK57B	3510318 R1	1.16	16.0	Thin Wall XLPE Primary Cable	ORANGE	305.0	-	X	-
15	-	-	YT57B	3510318 R1	1.16	16.0	Thin Wall XLPE Primary Cable	ORANGE	675.0	-	K	J2-1604
15	-	-	YR57	3510318 R1	1.16	16.0	Thin Wall XLPE Primary Cable	ORANGE	675.0	-	K	J2-1604

Name	Terminal Part Number	V-Min	Name	Wire Part Number	Wire CSA	Wire Spec	Wire Material description	Wire Color Description	Wire Length	End2 Terminal Part Number	End2 Pin Name	End2 Connector
15	-	-	RF57B	3510318 R1	1.16	16.0	Thin Wall XLPE Primary Cable	ORANGE	3750.0	-	D	8000
17	-	-	NX87C	3510311 R1	0.79	18.0	Thin Wall XLPE Primary Cable	GREY	3905.0	-	1	4022A
17	-	-	SC87C	3510311 R1	0.79	18.0	Thin Wall XLPE Primary Cable	GREY	1165.0	-	1	4022B
17	-	-	HK87C	3510311 R1	0.79	18.0	Thin Wall XLPE Primary Cable	GREY	980.0	-	A8	J3-1600
18	-	-	SC9BB	3510311 R1	0.79	18.0	Thin Wall XLPE Primary Cable	GREY	1165.0	-	2	4022B
18	-	-	NX9BB	3510311 R1	0.79	18.0	Thin Wall XLPE Primary Cable	GREY	3905.0	-	2	4022A
18	-	-	KA9BB	3510311 R1	0.79	18.0	Thin Wall XLPE Primary Cable	GREY	690.0	-	X	-
19	-	-	NY87KA	2643680 R1	1.16	16.0	Std. Wall XLPE Primary Cable	GREY	3820.0	-	1	4021A

Name	Terminal Part Number	V-Min	Name	Wire Part Number	Wire CSA	Wire Spec	Wire Material description	Wire Color Description	Wire Length	End2 Terminal Part Number	End2 Pin Name	End2 Connector
19	-	-	SA87KA	2643680 R1	1.16	16.0	Std. Wall XLPE Primary Cable	GREY	2400.0	-	1	4021B
19	-	-	HJ87KA	3510311 R1	0.79	18.0	Thin Wall XLPE Primary Cable	GREY	2445.0	-	-	-
19	-	-	SB87KA	2643680 R1	1.16	16.0	Std. Wall XLPE Primary Cable	GREY	1165.0	-	1	4021B
20	-	-	NY87BA	2643673 R1	0.79	18.0	Std. Wall XLPE Primary Cable	GREY	3820.0	-	2	4021A
20	-	-	SA87BA	2643673 R1	0.79	18.0	Std. Wall XLPE Primary Cable	GREY	2400.0	-	2	4021B
20	-	-	HJ87BA	3510311 R1	0.79	18.0	Thin Wall XLPE Primary Cable	GREY	430.0	-	X	-
20	-	-	SB87BA	2643673 R1	0.79	18.0	Std. Wall XLPE Primary Cable	GREY	1165.0	-	2	4021B
21	-	-	MR85E	2643680 R1	1.16	16.0	Std. Wall XLPE Primary Cable	GREY	1830.0	-	A	M04_8301

Name	Terminal Part Number	V-Min	Name	Wire Part Number	Wire CSA	Wire Spec	Wire Material description	Wire Color Description	Wire Length	End2 Terminal Part Number	End2 Pin Name	End2 Connector
21	-	-	MR85E	2643680 R1	1.16	16.0	Std. Wall XLPE Primary Cable	GREY	1830.0	-	A	M02_8301
22	-	-	TE64A	3510336 R1	1.16	16.0	Thin Wall XLPE Primary Cable	YELLOW 2	2450.0	-	1	8201A
22	-	-	SM64A	3510336 R1	1.16	16.0	Thin Wall XLPE Primary Cable	YELLOW 2	2550.0	-	1	8201A
22	-	-	MD64A	2643684 R1	1.16	16.0	Std. Wall XLPE Primary Cable	YELLOW 2	2400.0	-	A	8201
22	-	-	SM64A	3510336 R1	1.16	16.0	Thin Wall XLPE Primary Cable	YELLOW 2	2550.0	-	1	M04_8201A
22	-	-	YJ64A	3510336 R1	1.16	16.0	Thin Wall XLPE Primary Cable	YELLOW 2	640.0	-	F	J1-1603
23	-	-	TC64B	3510336 R1	1.16	16.0	Thin Wall XLPE Primary Cable	YELLOW 2	3190.0	-	1	8200C
23	-	-	SM64B	3510336 R1	1.16	16.0	Thin Wall XLPE Primary Cable	YELLOW 2	3290.0	-	1	8200A

Name	Terminal Part Number	V-Min	Name	Wire Part Number	Wire CSA	Wire Spec	Wire Material description	Wire Color Description	Wire Length	End2 Terminal Part Number	End2 Pin Name	End2 Connector
23	-	-	MD64B	3510336 R1	1.16	16.0	Thin Wall XLPE Primary Cable	YELLOW 2	3240.0	-	A	8200
23	-	-	SM64B	3510336 R1	1.16	16.0	Thin Wall XLPE Primary Cable	YELLOW 2	3290.0	-	1	M04_8200A
23	-	-	YJ64B	3510336 R1	1.16	16.0	Thin Wall XLPE Primary Cable	YELLOW 2	640.0	-	K	J1-1603
24	-	-	MU67AA	3510322 R1	0.53	20.0	Thin Wall XLPE Primary Cable	PINK	2900.0	-	8	M02_8903
24	-	-	SP67AA	3510322 R1	0.53	20.0	Thin Wall XLPE Primary Cable	PINK	3020.0	-	8	M04_8903
24	-	-	YD67Y	3510323 R1	0.79	18.0	Thin Wall XLPE Primary Cable	PINK	305.0	-	X	-
26	-	-	WP22A	-	0.0	16.0	-	TAN	0.0	-	PIN1	-
26	-	-	WN22J	-	0.0	16.0	-	TAN	0.0	-	PIN1	-
27	-	-	MH94AB	3510313 R1	1.91	14.0	Thin Wall XLPE Primary Cable	GREY	1270.0	-	3	M04_8508A
27	-	-	ME94	2643673 R1	0.79	18.0	Std. Wall XLPE Primary Cable	GREY	1270.0	-	A	M04_8500

Name	Terminal Part Number	V-Min	Name	Wire Part Number	Wire CSA	Wire Spec	Wire Material description	Wire Color Description	Wire Length	End2 Terminal Part Number	End2 Pin Name	End2 Connect or
27	-	-	ME94	2643673 R1	0.79	18.0	Std. Wall XLPE Primary Cable	GREY	1270.0	-	A	M06_8500
27	-	-	NE94AB	3510313 R1	1.91	14.0	Thin Wall XLPE Primary Cable	GREY	1170.0	-	3	8508A
28	-	-	MH94AA	3510313 R1	1.91	14.0	Thin Wall XLPE Primary Cable	GREY	1270.0	-	2	M04_8508A
28	-	-	ME94A	2643673 R1	0.79	18.0	Std. Wall XLPE Primary Cable	GREY	1170.0	-	B	M04_8500
28	-	-	ME94A	2643673 R1	0.79	18.0	Std. Wall XLPE Primary Cable	GREY	1170.0	-	B	M06_8500
28	-	-	NE94AA	3510313 R1	1.91	14.0	Thin Wall XLPE Primary Cable	GREY	1170.0	-	2	8508A
28	-	-	ML6A	2643673 R1	0.79	18.0	Std. Wall XLPE Primary Cable	GREY	1830.0	-	B	9830
29	-	-	MH94AL	3510313 R1	1.91	14.0	Thin Wall XLPE Primary Cable	GREY	1270.0	-	1	M04_8508A

Name	Terminal Part Number	V-Min	Name	Wire Part Number	Wire CSA	Wire Spec	Wire Material description	Wire Color Description	Wire Length	End2 Terminal Part Number	End2 Pin Name	End2 Connector
29	-	-	ME94B	2643673 R1	0.79	18.0	Std. Wall XLPE Primary Cable	GREY	1270.0	-	C	M04_8500
29	-	-	ME94B	2643673 R1	0.79	18.0	Std. Wall XLPE Primary Cable	GREY	1270.0	-	C	M06_8500
29	-	-	NE94AL	3510313 R1	1.91	14.0	Thin Wall XLPE Primary Cable	GREY	1170.0	-	1	8508A
29	-	-	ML40	2643673 R1	0.79	18.0	Std. Wall XLPE Primary Cable	GREY	1830.0	-	C	9830
30	-	-	MH94AC	3510311 R1	0.79	18.0	Thin Wall XLPE Primary Cable	GREY	1215.0	-	1	M04_8506A
30	-	-	ME94C	2643673 R1	0.79	18.0	Std. Wall XLPE Primary Cable	GREY	1215.0	-	1	M04_8502
30	-	-	ME94C	2643673 R1	0.79	18.0	Std. Wall XLPE Primary Cable	GREY	1215.0	-	1	M02_8502
30	-	-	NE94AC	3510311 R1	0.79	18.0	Thin Wall XLPE Primary Cable	GREY	1165.0	-	1	8506A

Name	Terminal Part Number	V-Min	Name	Wire Part Number	Wire CSA	Wire Spec	Wire Material description	Wire Color Description	Wire Length	End2 Terminal Part Number	End2 Pin Name	End2 Connector
31	-	-	MH94AD	3510311 R1	0.79	18.0	Thin Wall XLPE Primary Cable	GREY	1215.0	-	2	M04_8506A
31	-	-	ME94D	2643673 R1	0.79	18.0	Std. Wall XLPE Primary Cable	GREY	1215.0	-	2	M04_8502
31	-	-	ME94D	2643673 R1	0.79	18.0	Std. Wall XLPE Primary Cable	GREY	1215.0	-	2	M02_8502
31	-	-	NE94AD	3510311 R1	0.79	18.0	Thin Wall XLPE Primary Cable	GREY	1165.0	-	2	8506A
32	-	-	MH94AE	3510311 R1	0.79	18.0	Thin Wall XLPE Primary Cable	GREY	4205.0	-	1	M04_8507A
32	-	-	ME94E	2643673 R1	0.79	18.0	Std. Wall XLPE Primary Cable	GREY	4205.0	-	1	M04_8503A
32	-	-	ME94E	2643673 R1	0.79	18.0	Std. Wall XLPE Primary Cable	GREY	4205.0	-	1	M02_8503A
32	-	-	NE94AE	3510311 R1	0.79	18.0	Thin Wall XLPE Primary Cable	GREY	4105.0	-	1	8507A

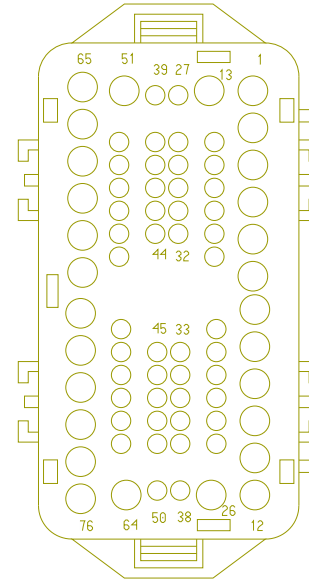
Name	Terminal Part Number	V-Min	Name	Wire Part Number	Wire CSA	Wire Spec	Wire Material description	Wire Color Description	Wire Length	End2 Terminal Part Number	End2 Pin Name	End2 Connector
33	-	-	MH94AF	3510311 R1	0.79	18.0	Thin Wall XLPE Primary Cable	GREY	4205.0	-	2	M04_8507A
33	-	-	ME94F	2643673 R1	0.79	18.0	Std. Wall XLPE Primary Cable	GREY	4205.0	-	2	M04_8503A
33	-	-	ME94F	2643673 R1	0.79	18.0	Std. Wall XLPE Primary Cable	GREY	4205.0	-	2	M02_8503A
33	-	-	NE94AF	3510311 R1	0.79	18.0	Thin Wall XLPE Primary Cable	GREY	4105.0	-	2	8507A
34	-	-	MH94AK	3510313 R1	1.91	14.0	Thin Wall XLPE Primary Cable	GREY	4680.0	-	3	M04_8509A
34	-	-	ME94H	2643673 R1	0.79	18.0	Std. Wall XLPE Primary Cable	GREY	4680.0	-	A	M04_8501
34	-	-	ME94H	2643673 R1	0.79	18.0	Std. Wall XLPE Primary Cable	GREY	4680.0	-	A	M06_8501
34	-	-	NE94AK	3510313 R1	1.91	14.0	Thin Wall XLPE Primary Cable	GREY	4580.0	-	3	8509A

Name	Terminal Part Number	V-Min	Name	Wire Part Number	Wire CSA	Wire Spec	Wire Material description	Wire Color Description	Wire Length	End2 Terminal Part Number	End2 Pin Name	End2 Connector
35	-	-	MH94AJ	3510313 R1	1.91	14.0	Thin Wall XLPE Primary Cable	GREY	4680.0	-	2	M04_8509A
35	-	-	ME94J	2643673 R1	0.79	18.0	Std. Wall XLPE Primary Cable	GREY	4580.0	-	B	M04_8501
35	-	-	ME94J	2643673 R1	0.79	18.0	Std. Wall XLPE Primary Cable	GREY	4580.0	-	B	M06_8501
35	-	-	NE94AJ	3510313 R1	1.91	14.0	Thin Wall XLPE Primary Cable	GREY	4580.0	-	2	8509A
36	-	-	MH94AH	3510313 R1	1.91	14.0	Thin Wall XLPE Primary Cable	GREY	4680.0	-	1	M04_8509A
36	-	-	ME94K	2643673 R1	0.79	18.0	Std. Wall XLPE Primary Cable	GREY	4680.0	-	C	M04_8501
36	-	-	ME94K	2643673 R1	0.79	18.0	Std. Wall XLPE Primary Cable	GREY	4680.0	-	C	M06_8501
36	-	-	NE94AH	3510313 R1	1.91	14.0	Thin Wall XLPE Primary Cable	GREY	4580.0	-	1	8509A

Name	Terminal Part Number	V-Min	Name	Wire Part Number	Wire CSA	Wire Spec	Wire Material description	Wire Color Description	Wire Length	End2 Terminal Part Number	End2 Pin Name	End2 Connect or
43	-	-	NR104CC	2643720 R1	0.79	18.0	Std. Wall XLPE Primary Cable	DARK BLUE	0.0	-	A	M02_8805
44	-	-	NR104CB	2643720 R1	0.79	18.0	Std. Wall XLPE Primary Cable	DARK BLUE	0.0	-	B	M02_8805
45	-	-	WIRE196 490	-	0.0	-	-	-	0.0	-	2	8903
46	-	-	WIRE196 491	-	0.0	-	-	-	0.0	-	7	8903
47	-	-	MU67-GA	3510358 R1	0.53	20.0	Thin Wall XLPE Primary Cable	WHITE	2900.0	-	5	M02_8903
47	-	-	SP67-GA	3510358 R1	0.53	20.0	Thin Wall XLPE Primary Cable	WHITE	3020.0	-	5	M04_8903
47	-	-	YD67-G	3510359 R1	0.79	18.0	Thin Wall XLPE Primary Cable	WHITE	500.0	-	-	-
53	-	-	WP22C	-	0.0	18.0	-	RED	0.0	-	X	-
53	-	-	WN22C	-	0.0	18.0	-	RED	0.0	-	X	-
54	-	-	WP22B	-	0.0	18.0	-	TAN	0.0	-	PIN1	-
54	-	-	WN22F	-	0.0	18.0	-	TAN	0.0	-	PIN1	-
61	-	-	WIRE728 855	-	0.0	-	-	-	0.0	-	PIN1	-
62	-	-	WIRE728 854	-	0.0	-	-	-	0.0	-	PIN1	-

Name	Terminal Part Number	V-Min	Name	Wire Part Number	Wire CSA	Wire Spec	Wire Material description	Wire Color Description	Wire Length	End2 Terminal Part Number	End2 Pin Name	End2 Connector
63	-	-	MS78BC	2643678 R1	1.16	16.0	Std. Wall XLPE Primary Cable	LIGHT GREEN	4635.0	-	A	M06_8701
64	-	-	MT78AC	2643678 R1	1.16	16.0	Std. Wall XLPE Primary Cable	LIGHT GREEN	3240.0	-	A	M02_8700

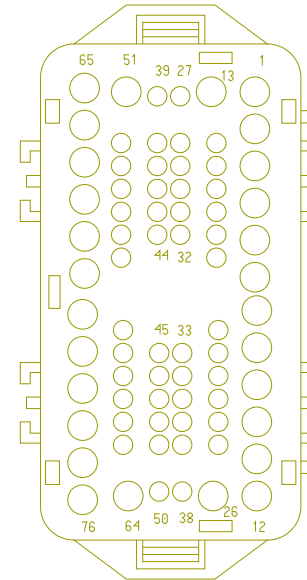
Connector Name 1700
 Part Number 3595625C1
 Instances B6.7 - CAN Layout:Fusion Proprietary J1939
 Mates 1700F



Name	Terminal Part Number	V-Min	Name	Wire Part Number	Wire CSA	Wire Spec	Wire Material description	Wire Color Description	Wire Length	End2 Terminal Part Number	End2 Pin Name	End2 Connector
45	-	-	WIRE196488	-	0.0	-	-	-	0.0	-	F	16B
46	-	-	WIRE196489	-	0.0	-	-	-	0.0	-	E	16B

Connector Name 1700
 Part Number 3595625C1
 Short Description FORWARD CHASSIS
 Instances

- B6.7 - Adaptive Cruise Control w/o Display (Bendix):Diagram1
- B6.7 - Antilock Brake System (ABS) - Wabco 4 Channel Implementation:Diagram1
- B6.7 - Antilock Brake System (ABS)-BENDIX 4 Channel Implemenation:Diagram1
- B6.7 - CAN Layout:Powertrain Standard J1939 (500Kbps)
- B6.7 - City Horn (W/ 4PIN CLK & P. Brake):Diagram1-Combination1
- B6.7 - City Horn (W/ 4PIN CLK & P. Brake):Diagram1-Combination2
- B6.7 - City Horn (W/ 4PIN CLK):Diagram1-Combination1
- B6.7 - City Horn (W/ 4PIN CLK):Diagram1-Combination2
- B6.7 - City Horn (W/ 10PIN CLK & P. Brake):Diagram1
- B6.7 - City Horn (W/ 10PIN CLK):Diagram1
- B6.7 - Crank Inhibit (W/ Hood Switch):Diagram1
- B6.7 - Directional Signal (Turn) W/ DAISY CHAIN BOX LAMPS:Diagram1
- B6.7 - Directional Signal (Turn) W/ Daisy Chain Box Lamps W/ Plow Lights:Diagram1
- B6.7 - Directional Signal (Turn) W/ LED BOX LAMPS:Diagram1
- B6.7 - Directional Signal (Turn) W/ LED BOX LAMPS W/Plow Lights:Diagram1
- B6.7 - Directional Signal (Turn) W/ Single Tail Board W/Hazard SW:Diagram1
- B6.7 - Directional Signal (Turn) W/ Single Tail Board W/Plow Lights:Diagram1
- B6.7 - Fog Lights (Halogen White TOP MTG):Diagram1
- B6.7 - Fog Lights (LED White TOP MTG):Diagram1
- B6.7 - Front Fog Lamps:Diagram1
- B6.7 - Front Fog Lights W CONNECTOR:Diagram1
- B6.7 - Front Marker Lights N/ PLow Lights:Diagram1
- B6.7 - Front Marker Lights W/ Plow Lights:Diagram1
- B6.7 - Headlight W/Plowlights, W/LOWW, W/O Interrupt:Diagram1-Combination1
- B6.7 - Headlight W/Plowlights, W/LOWW, W/O Interrupt:Diagram1-Combination2
- B6.7 - Headlight W/Plowlights, W/O LOWW, W/O Interrupt:Diagram1-Combination1
- B6.7 - Headlight W/Plowlights, W/O LOWW, W/O Interrupt:Diagram1-Combination2



B6.7 - Headlights W 10PIN CLK W/LOWW W/O
Interrupt:Diagram1-Combination1
B6.7 - Headlights W 10PIN CLK W/LOWW W/O
Interrupt:Diagram1-Combination2
B6.7 - Headlights W 10PIN CLK W/LOWW W/
Interrupt:Diagram1-Combination1
B6.7 - Headlights W 10PIN CLK W/LOWW W/
Interrupt:Diagram1-Combination2
B6.7 - Headlights W/O Lights ON with wipers (LOWW) W/
Headlights Interrupt:Diagram1-Combination1
B6.7 - Headlights W/O Lights ON with wipers (LOWW) W/
Headlights Interrupt:Diagram1-Combination2
B6.7 - Headlights W/O Lights ON With Wipers (LOWW) W/O
Headlights Interrupt:Diagram1-Combination1
B6.7 - Headlights W/O Lights ON With Wipers (LOWW) W/O
Headlights Interrupt:Diagram1-Combination2
B6.7 - Headlights W/PlowLights, W/LOWW, W/
Interrupt:Diagram1-Combination1
B6.7 - Headlights W/PlowLights, W/LOWW, W/
Interrupt:Diagram1-Combination2
B6.7 - Headlights W/PlowLights, W/O LOWW, W/
Interrupt:Diagram1-Combination1
B6.7 - Headlights W/PlowLights, W/O LOWW, W/
Interrupt:Diagram1-Combination2
B6.7 - Lane Departure Warning - (Bendix Fusion N/ Safety
Direct):Diagram1-Combination1
B6.7 - Lane Departure Warning - (Bendix Fusion N/ Safety
Direct):Diagram1-Combination2
B6.7 - Transmission Power Take Off (Auto Trans with
Lectradrive):Diagram1
B6.7 - Transmission Power Take Off (Lectrashift PTO with
Manual Trans):Diagram1
B6.7 - Windshield Washer Pump:Diagram1-Combination1
B6.7 - Windshield Washer Pump:Diagram1-Combination2
B6.7 - Windshield Washer Pump & Low Fluid Sensor:Diagram1-
Combination1
B6.7 - Windshield Washer Pump & Low Fluid Sensor:Diagram1-
Combination2
B6.7/L9 - Auxiliary Power (40A) HSD:Diagram1
B6.7/L9 - Compressed Air Supply (Aux Gauge):Diagram1
B6.7/L9 - Heated Mirrors (Hood with Door Pods):Diagram1
B6.7/L9 - Hood Switch:Diagram1
B6.7/L9 - Mirrors (Heat) [Switch Pack Actuated includes Hood
Mirrors]:Diagram1

B6.7/L9 - Tire Pressure (TPMS) (LDL 2.0 - 1 Repeater):Diagram1 - 4X2, 4x4 w/ High Visibilty Hood
 B6.7/L9 - Tire Pressure (TPMS) (LDL 2.0 - 1 Repeater):Diagram2 - 4X2, 4x4 w/ STD Hood
 B6.7/L9 - Tire Pressure (TPMS) (LDL 2.0 - 1 Repeater):Diagram3 - 6x4, 6x6 w/ High Visibilty Hood
 B6.7/L9 - Tire Pressure (TPMS) (LDL 2.0 - 1 Repeater):Diagram4 - 6x4, 6x6 w/ STD Hood
 L9 - Adaptive Cruise Control w/o Display (Bendix):Diagram1
 L9 - Antilock Brake System (ABS) - BENDIX 4 Channel Implemenation:Diagram1
 L9 - Antilock Brake System (ABS) - Wabco 4 Channel Implementation:Diagram1-Combination1
 L9 - Antilock Brake System (ABS) - Wabco 4 Channel Implementation:Diagram1-Combination2
 L9 - CAN Layout:Fusion Proprietary J1939
 L9 - City Horn (W/ 4PIN CLK & P. Brake):Diagram1-Combination1
 L9 - City Horn (W/ 4PIN CLK & P. Brake):Diagram1-Combination2
 L9 - City Horn (W/ 4PIN CLK):Diagram1-Combination1
 L9 - City Horn (W/ 4PIN CLK):Diagram1-Combination2
 L9 - City Horn (W/ 10PIN CLK & P. Brake):Diagram1
 L9 - City Horn (W/ 10PIN CLK):Diagram1
 L9 - Directional Signal (Turn) W/ DAISY CHAIN BOX LAMPS:Diagram1
 L9 - Directional Signal (Turn) W/ Daisy Chain Box Lamps W/ Plow Lights:Diagram1
 L9 - Directional Signal (Turn) W/ LED BOX LAMPS:Diagram1
 L9 - Directional Signal (Turn) W/ LED BOX LAMPS W/Plow Lights:Diagram1
 L9 - Directional Signal (Turn) W/ Single Tail Board W/Hazard SW:Diagram1
 L9 - Directional Signal (Turn) W/ Single Tail Board W/Plow Lights:Diagram1
 L9 - Fog Lights (Halogen White TOP MTG):Diagram1
 L9 - Fog Lights (LED White TOP MTG):Diagram1
 L9 - Front Fog Lamps:Diagram1
 L9 - Front Fog Lights W CONNECTOR:Diagram1
 L9 - Front Marker Lights N/ PLow Lights:Diagram1
 L9 - Front Marker Lights W/ Plow Lights:Diagram1
 L9 - Headlight W/Plowlights W/LOWW W/O Headlight Interrupt -10 PIN CLK:Diagram1-Combination1

L9 - Headlight W/Plowlights W/LOWW W/O Headlight Interrupt
-10 PIN CLK:Diagram1-Combination2
L9 - Headlights W 10PIN CLK W/LOWW W/Interrupt:Diagram1-
Combination1
L9 - Headlights W 10PIN CLK W/LOWW W/Interrupt:Diagram1-
Combination2
L9 - Headlights W 10PIN CLK W/LOWW W/O
Interrupt:Diagram1-Combination1
L9 - Headlights W 10PIN CLK W/LOWW W/O
Interrupt:Diagram1-Combination2
L9 - Headlights W/O Lights ON With Wipers (LOWW) W/O
Headlights Interrupt:Diagram1-Combination1
L9 - Headlights W/O Lights ON With Wipers (LOWW) W/O
Headlights Interrupt:Diagram1-Combination2
L9 - Headlights W/O Lights ON with wipers (LOWW) W/
Headlights Interrupt:Diagram1-Combination1
L9 - Headlights W/O Lights ON with wipers (LOWW) W/
Headlights Interrupt:Diagram1-Combination2
L9 - Headlights W/PlowLights W/Headlight Interrupt -10PIN CLK
W/LOWW W/Interrupt:Diagram1-Combination1
L9 - Headlights W/PlowLights W/Headlight Interrupt -10PIN CLK
W/LOWW W/Interrupt:Diagram1-Combination2
L9 - Headlights W/PlowLights W/O Lights ON with wipers
(LOWW) W/ Headlights Interrupt:Diagram1-Combination1
L9 - Headlights W/PlowLights W/O Lights ON with wipers
(LOWW) W/ Headlights Interrupt:Diagram1-Combination2
L9 - Headlights W/Plowlights W/O Lights ON With Wipers
(LOWW) W/O Headlights Interrupt:Diagram1-Combination1
L9 - Headlights W/Plowlights W/O Lights ON With Wipers
(LOWW) W/O Headlights Interrupt:Diagram1-Combination2
L9 - Lane Departure Warning - (Bendix Fusion N/ Safety
Direct):Diagram1-Combination1
L9 - Lane Departure Warning - (Bendix Fusion N/ Safety
Direct):Diagram1-Combination2
L9 - Transmission Power Take Off (Lectrashift PTO with Manual
Trans):Diagram1
L9 - Windshield Washer Pump:Diagram1-Combination1
L9 - Windshield Washer Pump:Diagram1-Combination2
L9 - Windshield Washer Pump & Low Fluid Sensor:Diagram1-
Combination1
L9 - Windshield Washer Pump & Low Fluid Sensor:Diagram1-
Combination2
L9/B6.7 - Adaptive Cruise Control (Bendix - Fusion 2.0 & W/
Safety Direct & Reg Speakers) option 1:Diagram1

L9/B6.7 - Adaptive Cruise Control (Bendix - Fusion 2.0 & W/
Safety Direct & Reg Speakers) option 2:Diagram1

Mates

1700

Name	Terminal Part Number	V-Min	Name	Wire Part Number	Wire CSA	Wire Spec	Wire Material description	Wire Color Description	Wire Length	End2 Terminal Part Number	End2 Pin Name	End2 Connect or
1	-	-	YG52AA	3510337 R1	1.91	14.0	Thin Wall XLPE Primary Cable	YELLOW 2	1350.0	-	5	1873D
1	-	-	YF52A	3510337 R1	1.91	14.0	Thin Wall XLPE Primary Cable	YELLOW 2	640.0	-	H	J1-1603
2	-	-	YG53AA	3510337 R1	1.91	14.0	Thin Wall XLPE Primary Cable	YELLOW 2	1430.0	-	5	1873F
2	-	-	YF53A	3510337 R1	1.91	14.0	Thin Wall XLPE Primary Cable	YELLOW 2	675.0	-	B	J2-1604
3	-	-	YG52BA	3510337 R1	1.91	14.0	Thin Wall XLPE Primary Cable	YELLOW 2	1390.0	-	5	1873E
3	-	-	YF52B	3510337 R1	1.91	14.0	Thin Wall XLPE Primary Cable	YELLOW 2	640.0	-	L	J1-1603
4	-	-	YG53BA	3510337 R1	1.91	14.0	Thin Wall XLPE Primary Cable	YELLOW 2	1470.0	-	5	1873G
4	-	-	YF53B	3510337 R1	1.91	14.0	Thin Wall XLPE Primary Cable	YELLOW 2	675.0	-	H	J2-1604

Name	Terminal Part Number	V-Min	Name	Wire Part Number	Wire CSA	Wire Spec	Wire Material description	Wire Color Description	Wire Length	End2 Terminal Part Number	End2 Pin Name	End2 Connector
5	-	-	YS54B	3510305 R1	0.79	18.0	Thin Wall XLPE Primary Cable	BROWN	1080.0	-	-	-
8	-	-	YG53AC	3510337 R1	1.91	14.0	Thin Wall XLPE Primary Cable	YELLOW 2	1430.0	-	4	1873F
9	-	-	YG53BC	3510337 R1	1.91	14.0	Thin Wall XLPE Primary Cable	YELLOW 2	1470.0	-	4	1873G
10	-	-	YG52AC	3510337 R1	1.91	14.0	Thin Wall XLPE Primary Cable	YELLOW 2	1350.0	-	4	1873D
11	-	-	YG52BC	3510337 R1	1.91	14.0	Thin Wall XLPE Primary Cable	YELLOW 2	1390.0	-	4	1873E
12	-	-	HW14LP	2643698 R1	4.81	10.0	Std. Wall XLPE Primary Cable	RED	1310.0	-	1	1873
12	-	-	HU103C	2643776 R1	4.81	10.0	Std. Wall XLPE Primary Cable	LIGHT GREEN	1280.0	-	1	1873B
13	-	-	HU103D	3510302 R1	3.01	12.0	Thin Wall XLPE Primary Cable	LIGHT GREEN	1280.0	-	4	1873B

Name	Terminal Part Number	V-Min	Name	Wire Part Number	Wire CSA	Wire Spec	Wire Material description	Wire Color Description	Wire Length	End2 Terminal Part Number	End2 Pin Name	End2 Connector
14	-	-	YM56	3510318 R1	1.16	16.0	Thin Wall XLPE Primary Cable	ORANGE	675.0	-	C	J2-1604
14	-	-	YY56B	3510318 R1	1.16	16.0	Thin Wall XLPE Primary Cable	ORANGE	300.0	-	X	-
14	-	-	YT56B	3510318 R1	1.16	16.0	Thin Wall XLPE Primary Cable	ORANGE	675.0	-	C	J2-1604
14	-	-	MW56B	3510318 R1	1.16	16.0	Thin Wall XLPE Primary Cable	ORANGE	1825.0	-	X	-
14	-	-	MC56B	3510318 R1	1.16	16.0	Thin Wall XLPE Primary Cable	ORANGE	1205.0	-	X	-
14	-	-	MA56B	3510318 R1	1.16	16.0	Thin Wall XLPE Primary Cable	ORANGE	2790.0	-	D	M04_8001
14	-	-	YT56B	3510318 R1	1.16	16.0	Thin Wall XLPE Primary Cable	ORANGE	675.0	-	K	J2-1604
14	-	-	YM56	3510318 R1	1.16	16.0	Thin Wall XLPE Primary Cable	ORANGE	675.0	-	K	J2-1604

Name	Terminal Part Number	V-Min	Name	Wire Part Number	Wire CSA	Wire Spec	Wire Material description	Wire Color Description	Wire Length	End2 Terminal Part Number	End2 Pin Name	End2 Connect or
15	-	-	YT57B	3510318 R1	1.16	16.0	Thin Wall XLPE Primary Cable	ORANGE	675.0	-	K	J2-1604
15	-	-	YR57	3510318 R1	1.16	16.0	Thin Wall XLPE Primary Cable	ORANGE	675.0	-	K	J2-1604
15	-	-	YK57B	3510318 R1	1.16	16.0	Thin Wall XLPE Primary Cable	ORANGE	305.0	-	X	-
15	-	-	MW57B	3510318 R1	1.16	16.0	Thin Wall XLPE Primary Cable	ORANGE	1555.0	-	X	-
15	-	-	MC57B	3510318 R1	1.16	16.0	Thin Wall XLPE Primary Cable	ORANGE	1555.0	-	X	-
15	-	-	MA57B	3510318 R1	1.16	16.0	Thin Wall XLPE Primary Cable	ORANGE	4095.0	-	D	M04_8000
15	-	-	YT57B	3510318 R1	1.16	16.0	Thin Wall XLPE Primary Cable	ORANGE	675.0	-	C	J2-1604
15	-	-	YR57	3510318 R1	1.16	16.0	Thin Wall XLPE Primary Cable	ORANGE	675.0	-	C	J2-1604

Name	Terminal Part Number	V-Min	Name	Wire Part Number	Wire CSA	Wire Spec	Wire Material description	Wire Color Description	Wire Length	End2 Terminal Part Number	End2 Pin Name	End2 Connector
17	-	-	HK87C	3510311 R1	0.79	18.0	Thin Wall XLPE Primary Cable	GREY	980.0	-	A8	J3-1600
17	-	-	SC87C	3510311 R1	0.79	18.0	Thin Wall XLPE Primary Cable	GREY	1165.0	-	1	4022B
17	-	-	NX87C	3510311 R1	0.79	18.0	Thin Wall XLPE Primary Cable	GREY	3905.0	-	1	4022A
18	-	-	KA9BB	3510311 R1	0.79	18.0	Thin Wall XLPE Primary Cable	GREY	690.0	-	X	-
18	-	-	SC9BB	3510311 R1	0.79	18.0	Thin Wall XLPE Primary Cable	GREY	1165.0	-	2	4022B
18	-	-	NX9BB	3510311 R1	0.79	18.0	Thin Wall XLPE Primary Cable	GREY	3905.0	-	2	4022A
19	-	-	HJ87KA	3510311 R1	0.79	18.0	Thin Wall XLPE Primary Cable	GREY	2445.0	-	-	-
19	-	-	SB87KA	2643680 R1	1.16	16.0	Std. Wall XLPE Primary Cable	GREY	1165.0	-	1	4021B

Name	Terminal Part Number	V-Min	Name	Wire Part Number	Wire CSA	Wire Spec	Wire Material description	Wire Color Description	Wire Length	End2 Terminal Part Number	End2 Pin Name	End2 Connector
19	-	-	NY87KA	2643680 R1	1.16	16.0	Std. Wall XLPE Primary Cable	GREY	3820.0	-	1	4021A
20	-	-	HJ87BA	3510311 R1	0.79	18.0	Thin Wall XLPE Primary Cable	GREY	430.0	-	X	-
20	-	-	NY87BA	2643673 R1	0.79	18.0	Std. Wall XLPE Primary Cable	GREY	3820.0	-	2	4021A
20	-	-	SB87BA	2643673 R1	0.79	18.0	Std. Wall XLPE Primary Cable	GREY	1165.0	-	2	4021B
21	-	-	AA85	3510312 R1	1.16	16.0	Thin Wall XLPE Primary Cable	GREY	640.0	-	E	J1-1603
22	-	-	YJ64A	3510336 R1	1.16	16.0	Thin Wall XLPE Primary Cable	YELLOW 2	640.0	-	F	J1-1603
22	-	-	MD64A	2643684 R1	1.16	16.0	Std. Wall XLPE Primary Cable	YELLOW 2	2400.0	-	A	8201
23	-	-	YJ64B	3510336 R1	1.16	16.0	Thin Wall XLPE Primary Cable	YELLOW 2	640.0	-	K	J1-1603

Name	Terminal Part Number	V-Min	Name	Wire Part Number	Wire CSA	Wire Spec	Wire Material description	Wire Color Description	Wire Length	End2 Terminal Part Number	End2 Pin Name	End2 Connect or
23	-	-	RD64B	2643684 R1	1.16	16.0	Std. Wall XLPE Primary Cable	YELLOW 2	3140.0	-	A	8200
24	-	-	YD67Y	3510323 R1	0.79	18.0	Thin Wall XLPE Primary Cable	PINK	305.0	-	X	-
24	-	-	YA67A	3510324 R1	1.16	16.0	Thin Wall XLPE Primary Cable	PINK	2445.0	-	-	-
24	-	-	MU67AA	3510322 R1	0.53	20.0	Thin Wall XLPE Primary Cable	PINK	2900.0	-	8	M02-8903
26	-	-	AN39	-	0.0	16.0	-	RED	0.0	-	-	-
27	-	-	XE94AB	2643782 R1	1.91	14.0	Std. Wall XLPE Primary Cable	GREY	2540.0	-	3	1421
27	-	-	XA94	3510312 R1	1.16	16.0	Thin Wall XLPE Primary Cable	GREY	2500.0	-	2	1401
28	-	-	XE94AA	2643782 R1	1.91	14.0	Std. Wall XLPE Primary Cable	GREY	335.0	-	-	-
28	-	-	XA94A	3510312 R1	1.16	16.0	Thin Wall XLPE Primary Cable	GREY	2500.0	-	3	1401

Name	Terminal Part Number	V-Min	Name	Wire Part Number	Wire CSA	Wire Spec	Wire Material description	Wire Color Description	Wire Length	End2 Terminal Part Number	End2 Pin Name	End2 Connector
28	-	-	XE94AA	2643782 R1	1.91	14.0	Std. Wall XLPE Primary Cable	GREY	335.0	-	X	-
28	-	-	NL6A	2643673 R1	0.79	18.0	Std. Wall XLPE Primary Cable	GREY	1000.0	-	E8	J5-1602
29	-	-	XE94AL	2643782 R1	1.91	14.0	Std. Wall XLPE Primary Cable	GREY	2540.0	-	6	1421
29	-	-	XA94B	3510312 R1	1.16	16.0	Thin Wall XLPE Primary Cable	GREY	2500.0	-	1	1401
29	-	-	NL40	2643673 R1	0.79	18.0	Std. Wall XLPE Primary Cable	GREY	980.0	-	B2	J3-1600
30	-	-	XE94AC	3510311 R1	0.79	18.0	Thin Wall XLPE Primary Cable	GREY	2540.0	-	12	1421
30	-	-	XA94C	3510312 R1	1.16	16.0	Thin Wall XLPE Primary Cable	GREY	2500.0	-	5	1401
31	-	-	XE94AD	3510311 R1	0.79	18.0	Thin Wall XLPE Primary Cable	GREY	2540.0	-	15	1421

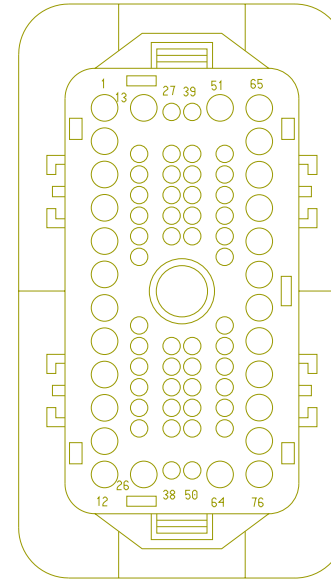
Name	Terminal Part Number	V-Min	Name	Wire Part Number	Wire CSA	Wire Spec	Wire Material description	Wire Color Description	Wire Length	End2 Terminal Part Number	End2 Pin Name	End2 Connector
31	-	-	XA94D	3510312 R1	1.16	16.0	Thin Wall XLPE Primary Cable	GREY	2500.0	-	8	1401
32	-	-	XE94AE	3510311 R1	0.79	18.0	Thin Wall XLPE Primary Cable	GREY	2540.0	-	10	1421
32	-	-	XA94E	3510312 R1	1.16	16.0	Thin Wall XLPE Primary Cable	GREY	2500.0	-	11	1401
33	-	-	XE94AF	3510311 R1	0.79	18.0	Thin Wall XLPE Primary Cable	GREY	2540.0	-	13	1421
33	-	-	XA94F	3510312 R1	1.16	16.0	Thin Wall XLPE Primary Cable	GREY	2500.0	-	14	1401
34	-	-	XE94AK	2643782 R1	1.91	14.0	Std. Wall XLPE Primary Cable	GREY	2540.0	-	1	1421
34	-	-	XA94H	3510312 R1	1.16	16.0	Thin Wall XLPE Primary Cable	GREY	2500.0	-	7	1401
35	-	-	XE94AJ	2643782 R1	1.91	14.0	Std. Wall XLPE Primary Cable	GREY	335.0	-	-	-

Name	Terminal Part Number	V-Min	Name	Wire Part Number	Wire CSA	Wire Spec	Wire Material description	Wire Color Description	Wire Length	End2 Terminal Part Number	End2 Pin Name	End2 Connector
35	-	-	XA94J	3510312 R1	1.16	16.0	Thin Wall XLPE Primary Cable	GREY	2500.0	-	6	1401
35	-	-	XE94AJ	2643782 R1	1.91	14.0	Std. Wall XLPE Primary Cable	GREY	335.0	-	X	-
36	-	-	XE94AH	2643782 R1	1.91	14.0	Std. Wall XLPE Primary Cable	GREY	2540.0	-	4	1421
36	-	-	XA94K	3510312 R1	1.16	16.0	Thin Wall XLPE Primary Cable	GREY	2500.0	-	4	1401
43	-	-	LF104CC	3510353 R1	0.79	18.0	Thin Wall XLPE Primary Cable	DARK BLUE	665.0	-	B9	J7-1607
44	-	-	LF104CB	2643720 R1	0.79	18.0	Std. Wall XLPE Primary Cable	DARK BLUE	665.0	-	B5	J7-1607
45	-	-	WIRE196 488	-	0.0	-	-	-	0.0	-	F	16B
46	-	-	WIRE196 489	-	0.0	-	-	-	0.0	-	E	16B
47	-	-	YD67-G	3510359 R1	0.79	18.0	Thin Wall XLPE Primary Cable	WHITE	500.0	-	-	-

Name	Terminal Part Number	V-Min	Name	Wire Part Number	Wire CSA	Wire Spec	Wire Material description	Wire Color Description	Wire Length	End2 Terminal Part Number	End2 Pin Name	End2 Connect or
47	-	-	YC67-G	3510360 R1	1.16	16.0	Thin Wall XLPE Primary Cable	WHITE	500.0	-	-	-
47	-	-	MU67-GA	3510358 R1	0.53	20.0	Thin Wall XLPE Primary Cable	WHITE	2900.0	-	5	M02-8903
53	-	-	AN22AA	-	0.0	16.0	-	PINK	0.0	-	-	-
54	-	-	AN22-GAN	-	0.0	16.0	-	WHITE	0.0	-	-	-
61	-	-	MN5A(-)	-	0.0	-	-	-	0.0	-	X	-
62	-	-	WIRE728 850	-	0.0	-	-	-	0.0	-	X	-
63	-	-	RL78AB	3510300 R1	1.16	16.0	Thin Wall XLPE Primary Cable	LIGHT GREEN	2360.0	-	R6 - 87	1014
63	-	-	RM78AC	3510300 R1	1.16	16.0	Thin Wall XLPE Primary Cable	LIGHT GREEN	1010.0	-	X	-
64	-	-	RM78AD	3510300 R1	1.16	16.0	Thin Wall XLPE Primary Cable	LIGHT GREEN	1010.0	-	X	-

Connector Name 1701F
 Part Number 3595622C1
 Short Description CONNECTOR TO DASH HARNESS
 Instances

- B6.7 - 26" Fuel Tank:Diagram1-Combination1
- B6.7 - 26" Fuel Tank - Secondary:Diagram1-Combination1
- B6.7 - 26" Fuel Tank - Secondary:Diagram1-Combination2
- B6.7 - Antilock Brake System (ABS) - Wabco 4 Channel Implementation:Diagram1
- B6.7 - Antilock Brake System (ABS)-BENDIX 4 Channel Implemenation:Diagram1
- B6.7 - Auxiliary Air Solenoids (1 Normally Closed):Diagram1
- B6.7 - Auxillary Air Solenoids Normally Open:Diagram 1
- B6.7 - Axle Loading (Weight) Rear:Diagram1-Combination1
- B6.7 - Axle Loading (Weight) Rear:Diagram1-Combination2
- B6.7 - Back-Up Alarm (Automatic) W/ Tailboard:Diagram1
- B6.7 - Back-Up Alarm (Automatic) W/O Tailboard:Diagram1
- B6.7 - Back-Up Alarm (Manual) W/ Tailboard:Diagram1
- B6.7 - Back-Up Alarm (Manual) W/O Tailboard:Diagram1
- B6.7 - Backup Light (Dual Daisy Reverse LT) Allison/ZF Trans 1K/2K:Diagram1-Combination1
- B6.7 - Backup Light (Dual Daisy Reverse LT) Allison/ZF Trans 1K/2K:Diagram1-Combination2
- B6.7 - Backup Light (Dual Daisy Reverse LT) Allison/ZF Trans 3K/4K:Diagram1-Combination1
- B6.7 - Backup Light (Dual Daisy Reverse LT) Allison/ZF Trans 3K/4K:Diagram1-Combination2
- B6.7 - Backup Light (Dual Reverse Light) Allison/ZF Trans 1K/2K:Diagram1-Combination1
- B6.7 - Backup Light (Dual Reverse Light) Allison/ZF Trans 1K/2K:Diagram1-Combination2
- B6.7 - Backup Light (Dual Reverse Light) Allison/ZF Trans 3K/4K:Diagram1-Combination1
- B6.7 - Backup Light (Dual Reverse Light) Allison/ZF Trans 3K/4K:Diagram1-Combination2
- B6.7 - Backup Light (Single Reverse Light) Allison 1K/2K:Diagram1-Combination1
- B6.7 - Backup Light (Single Reverse Light) Allison 1K/2K:Diagram1-Combination2
- B6.7 - Backup Light (Single Reverse Light) Allison 3K/4K:Diagram1-Combination1
- B6.7 - Backup Light (Single Reverse Light) Allison 3K/4K:Diagram1-Combination2



B6.7 - Backup Light Single Reverse Light Allison
1K/2K:Diagram1-Combination1
B6.7 - Backup Light Single Reverse Light Allison
1K/2K:Diagram1-Combination2
B6.7 - Backup Light Single Reverse Light Allison
3K/4K:Diagram1-Combination1
B6.7 - Backup Light Single Reverse Light Allison
3K/4K:Diagram1-Combination2
B6.7 - Backup Light(Single Reverse Light) Allison
1K/2K:Diagram1-Combination1
B6.7 - Backup Light(Single Reverse Light) Allison
3K/4K:Diagram1-Combination1
B6.7 - Backup Light(Single Reverse Light) Allison
3K/4K:Diagram1-Combination2
B6.7 - Backup Lights (Dual Daisy Reverse) Eaton/Manual
Trans:Diagram1
B6.7 - Backup Lights (Dual Reverse Light) Eaton/Manual
Trans:Diagram1
B6.7 - Backup Lights (Reverse Lights) - Dual Lights with
Procision:Diagram1
B6.7 - Backup Lights (Reverse Lights) - Procision Daisy
Chain:Diagram1
B6.7 - Backup Lights (Reverse Lights) - Procision with Tailboard
Lights:Diagram1
B6.7 - Backup Lights (Single Reverse Lights) Eaton/Manual
Trans:Diagram1
B6.7 - Body Builder Lighting - Separate Turn and Stop Lamps
(Blunt Cut):Diagram1
B6.7 - Body Builder Lighting - Separate Turn and Stop Lamps
(Blunt Cut) Option2:Diagram1
B6.7 - CAN Layout:Body Standard J1939 (250Kbps)
B6.7 - Center Chassis Ground Splice Packs
8802/8805/8807/8809:Diagram1
B6.7 - Cranking (Starter) GEN4 BODY CONTROL MODULE W/
O Thermal Overcrank:Diagram1-Combination2
B6.7 - Directional Signal (Turn) W/ DAISY CHAIN BOX
LAMPS:Diagram1
B6.7 - Directional Signal (Turn) W/ Daisy Chain Box Lamps W/
Plow Lights:Diagram1
B6.7 - Directional Signal (Turn) W/ LED BOX LAMPS:Diagram1
B6.7 - Directional Signal (Turn) W/ LED BOX LAMPS W/Plow
Lights:Diagram1
B6.7 - Directional Signal (Turn) W/ Single Tail Board W/Hazard
SW:Diagram1

B6.7 - Directional Signal (Turn) W/ Single Tail Board W/Plow
Lights:Diagram1
B6.7 - Drain Valve Heater:Diagram1-Combination1
B6.7 - Drain Valve Heater:Diagram1-Combination2
B6.7 - Drain Valve Heater:Diagram1-Combination3
B6.7 - Drain Valve Heater:Diagram1-Combination4
B6.7 - Drain Valve Heater:Diagram1-Combination5
B6.7 - Drain Valve Heater:Diagram1-Combination6
B6.7 - Driver Controlled Locking Differential - RR Axle (Dana w/
one sw):Diagram1
B6.7 - Driver Controlled Locking Differential - RR Axle (Dana w/
one sw):Diagram1
B6.7 - Driver Controlled Locking Differential - RR Axle (Meritor
w/ one sw):Diagram1
B6.7 - Fuel Heater (Vehicle Powered)(Davco):Diagram1-
Combination1
B6.7 - Fuel Heater (Vehicle Powered)(Davco):Diagram1-
Combination2
B6.7 - Fuel Heater (Vehicle Powered)(Davco):Diagram1-
Combination3
B6.7 - Fuel Heater (Vehicle Powered)(Davco):Diagram1-
Combination4
B6.7 - Fuel Heater (Vehicle Powered)(Davco):Diagram1-
Combination5
B6.7 - Fuel Heater (Vehicle Powered)(Davco):Diagram1-
Combination6
B6.7 - Fuel Heater (Vehicle Powered)(Davco):Diagram1-
Combination7
B6.7 - Fuel Heater (Vehicle Powered)(Racor):Diagram1-
Combination1
B6.7 - Fuel Heater (Vehicle Powered)(Racor):Diagram1-
Combination2
B6.7 - Fuel Heater (Vehicle Powered)(Racor):Diagram1-
Combination3
B6.7 - Fuel Heater (Vehicle Powered)(Racor):Diagram1-
Combination4
B6.7 - Fuel Heater (Vehicle Powered)(Racor):Diagram1-
Combination5
B6.7 - License Plate Light (Tail Light Single Assy.) W/Less
Power Module:Diagram1
B6.7 - Power Lift Gate:Diagram1
B6.7 - Rear Light (LED BOX LAMP Tail Light):Diagram1
B6.7 - Rear Light (Tail Light) W Daisy Chain pair of Box
Lamps:Diagram1

B6.7 - Rear Light Tail Light:Diagram1
B6.7 - Rear Lights Stop (Daisy Chain):Diagram1
B6.7 - Rear Lights Stop - Dual Assembly:Diagram1
B6.7 - Rear Lights Stop - Single Assembly:Diagram1
B6.7 - Rear Suspension Pressure Monitoring (Auxiliary Gauge):Diagram1-Combination1
B6.7 - Rear Suspension Pressure Monitoring (Auxiliary Gauge):Diagram1-Combination2
B6.7 - Rear Suspension Pressure Monitoring (Virtual Gauge):Diagram1-Combination1
B6.7 - Rear Suspension Pressure Monitoring (Virtual Gauge):Diagram1-Combination2
B6.7 - Remote Start/Stop:Diagram1
B6.7 - RIGHTSIDE AIR DRYER:Diagram1-Combination1
B6.7 - RIGHTSIDE AIR DRYER:Diagram1-Combination2
B6.7 - RIGHTSIDE AIR DRYER:Diagram1-Combination3
B6.7 - RIGHTSIDE AIR DRYER:Diagram1-Combination4
B6.7 - RIGHTSIDE AIR DRYER:Diagram1-Combination5
B6.7 - RIGHTSIDE AIR DRYER:Diagram1-Combination6
B6.7 - RIGHTSIDE AIR DRYER:Diagram1-Combination7
B6.7 - RIGHTSIDE AIR DRYER:Diagram1-Combination8
B6.7 - Stability Control (Bendix Straight Truck J1939 Driven Lamp):Diagram1
B6.7 - TEM _Electric Trailer Brake Controller Activated Stop:Diagram1
B6.7 - TEM _Electric Trailer Brake Controller Activated Stop Option2:Diagram1
B6.7 - Traction Control Bendix:Diagram1-Combination1
B6.7 - Traction Control Bendix:Diagram1-Combination2
B6.7 - Trailer Interface (Lighting) – BLUNT CUT (Part of Electric Trailer Brakes):Diagram1
B6.7 - Trailer Interface (Lighting) – BLUNT CUT (Part of Electric Trailer Brakes) Option2:Diagram1
B6.7 - WORK LIGHT - 1 BULB:Diagram1-Combination1
B6.7 - WORK LIGHT - 1 BULB:Diagram1-Combination2
B6.7 - WORK LIGHT With BackUP 1 BULB - Manual Trans:Diagram1-Combination1
B6.7 - WORK LIGHT With BackUP 1 BULB - Manual Trans:Diagram1-Combination2
B6.7 - WORK LIGHT With BackUP Alarm - 1 BULB:Diagram1-Combination1
B6.7 - WORK LIGHT With BackUP Alarm - 1 BULB:Diagram1-Combination2

B6.7 - WORK LIGHT With RKE - 1 BULB:Diagram1-Combination1
B6.7 - WORK LIGHT With RKE - 1 BULB:Diagram1-Combination2
B6.7 - Work Lights LED With Switch Pack - Day Cab:Diagram1-Combination1
B6.7 - Work Lights LED With Switch Pack - Day Cab:Diagram1-Combination2
B6.7/L9 - DLB - Remote Power Module (3 RPM n/Switch Pack):Diagram1-Combination1
B6.7/L9 - DLB - Remote Power Modules (1 RPM n/ Switch Packs):Diagram1-Combination1
B6.7/L9 - DLB - Remote Power Modules (1 RPM n/ Switch Packs):Diagram1-Combination2
B6.7/L9 - DLB - Remote Power Modules (1 RPM n/ Switch Packs):Diagram1-Combination3
B6.7/L9 - DLB - Remote Power Modules (1 RPM w/ Switch Packs) Option 1:Diagram1-Combination1
B6.7/L9 - DLB - Remote Power Modules (1 RPM w/ Switch Packs) Option 1:Diagram1-Combination2
B6.7/L9 - DLB - Remote Power Modules (1 RPM w/ Switch Packs) Option 1:Diagram1-Combination3
B6.7/L9 - DLB - Remote Power Modules (1 RPM w/ Switch Packs) Option2:Diagram1-Combination1
B6.7/L9 - DLB - Remote Power Modules (1 RPM w/ Switch Packs) Option2:Diagram1-Combination2
B6.7/L9 - DLB - Remote Power Modules (2 RPM n/ Switch Pack):Diagram1-Combination1
B6.7/L9 - DLB - Remote Power Modules (2 RPM n/ Switch Pack):Diagram1-Combination2
B6.7/L9 - DLB - Remote Power Modules (2 RPM n/ Switch Pack):Diagram1-Combination3
B6.7/L9 - DLB - Remote Power Modules (2 RPM n/ Switch Pack):Diagram1-Combination4
B6.7/L9 - DLB - Remote Power Modules (2 RPM w/ Switch Packs):Diagram1-Combination1
B6.7/L9 - DLB - Remote Power Modules (2 RPM w/ Switch Packs):Diagram1-Combination2
B6.7/L9 - DLB - Remote Power Modules (2 RPM w/ Switch Packs):Diagram1-Combination3
B6.7/L9 - DLB - Remote Power Modules (2 RPM w/ Switch Packs):Diagram1-Combination4
B6.7/L9 - DLB - Remote Power Modules (3 RPM w/ Switch Packs):Diagram1-Combination1

L9 - 26" Fuel Tank:Diagram1-Combination1
L9 - 26" Fuel Tank - Secondary:Diagram1-Combination1
L9 - 26" Fuel Tank - Secondary:Diagram1-Combination2
L9 - Antilock Brake System (ABS) - BENDIX 4 Channel
Implementation:Diagram1
L9 - Antilock Brake System (ABS) - Wabco 4 Channel
Implementation:Diagram1-Combination1
L9 - Antilock Brake System (ABS) - Wabco 4 Channel
Implementation:Diagram1-Combination2
L9 - Auxiliary Air Solenoids (1 Normally Closed):Diagram1
L9 - Auxiliary Air Solenoids (2 Normally Closed):Diagram1-
Combination1
L9 - Auxiliary Air Solenoids (2 Normally Closed):Diagram1-
Combination2
L9 - Auxiliary Air Solenoids (2 Normally Closed):Diagram1-
Combination3
L9 - Auxiliary Air Solenoids (3 Normally Closed):Diagram1
L9 - Auxiliary Trailer Power:Diagram1
L9 - Axle Loading (Weight) Rear:Diagram1-Combination1
L9 - Axle Loading (Weight) Rear:Diagram1-Combination2
L9 - Axle Temperature Monitoring (Single Rear Aux
Gauge):Diagram1
L9 - Axle Temperature Monitoring (Single Rear Virtual
Gauge):Diagram1
L9 - Axle Temperature Monitoring (Tandem Rear Aux
Gauge):Diagram1
L9 - Axle Temperature Monitoring (Tandem Rear Virtual
Gauge):Diagram1
L9 - Back-Up Alarm (Automatic) W/ Tailboard:Diagram1
L9 - Back-Up Alarm (Automatic) W/O Tailboard:Diagram1
L9 - Back-Up Alarm (Manual) W/ Tailboard:Diagram1-
Combination1
L9 - Back-Up Alarm (Manual) W/ Tailboard:Diagram1-
Combination2
L9 - Back-Up Alarm (Manual) W/O Tailboard:Diagram1-
Combination1
L9 - Back-Up Alarm (Manual) W/O Tailboard:Diagram1-
Combination2
L9 - Backup Light (Dual Daisy Reverse) Allison/ZF Trans
3K/4K:Diagram1-Combination1
L9 - Backup Light (Dual Daisy Reverse) Allison/ZF Trans
3K/4K:Diagram1-Combination2
L9 - Backup Light (Dual Reverse Light) Allison/ZF Trans
3K/4K:Diagram1-Combination1

L9 - Backup Light (Dual Reverse Light) Allison/ZF Trans
3K/4K:Diagram1-Combination2
L9 - Backup Light (Single Reverse Light) - Allison
3K/4K:Diagram1-Combination1
L9 - Backup Light (Single Reverse Light) - Allison
3K/4K:Diagram1-Combination2
L9 - Backup Light (Single Reverse Light) Allison
3K/4K:Diagram1-Combination1
L9 - Backup Light (Single Reverse Light) Allison
3K/4K:Diagram1-Combination2
L9 - Backup Light - (Single Reverse Light) Allison
3K/4K:Diagram1-Combination1
L9 - Backup Light - (Single Reverse Light) Allison
3K/4K:Diagram1-Combination2
L9 - Backup Lights (Dual Daisy Reverse) Eaton/Manual
Trans:Diagram1-Combination1
L9 - Backup Lights (Dual Daisy Reverse) Eaton/Manual
Trans:Diagram1-Combination2
L9 - Backup Lights (Dual Reverse Light) Eaton/Manual
Trans:Diagram1-Combination1
L9 - Backup Lights (Dual Reverse Light) Eaton/Manual
Trans:Diagram1-Combination2
L9 - Backup Lights (Single Reverse Lights) Eaton/Manual
Trans:Diagram1-Combination1
L9 - Backup Lights (Single Reverse Lights) Eaton/Manual
Trans:Diagram1-Combination2
L9 - Bendix; Tractor or Towing Truck; N/ Air SUSP; J1939 Driven
Lamp:Diagram1
L9 - Bendix; Tractor or Towing Truck; W/ Air SUSP; J1939
Driven Lamp:Diagram1
L9 - Body Builder Lighting - Combined Turn and Stop Lamps
(Automatic):Diagram1-Combination1
L9 - Body Builder Lighting - Combined Turn and Stop Lamps
(Automatic):Diagram1-Combination2
L9 - Body Builder Lighting - Combined Turn and Stop Lamps
(Manual) Option2:Diagram1-Combination1
L9 - Body Builder Lighting - Combined Turn and Stop Lamps
(Manual) Option2:Diagram1-Combination2
L9 - Body Builder Lighting - Combined Turn and Stop Lamps
(Manual) Option2:Diagram1-Combination3
L9 - Body Builder Lighting - Combined Turn and Stop Lamps
(Manual) Option2:Diagram1-Combination4
L9 - Body Builder Lighting - Separate Turn and Stop Lamps
(Blunt Cut):Diagram1

L9 - Body Builder Lighting - Separate Turn and Stop Lamps
(Blunt Cut) Option2:Diagram1
L9 - CAN Layout:ABS Proprietary J1939
L9 - CAN Layout:Body Standard J1939 (250Kbps)
L9 - Center Chassis Ground Splice Packs
8802/8805/8807/8809:Diagram1
L9 - Collision Avoidance System (Warning):Diagram1
L9 - Directional Signal (Turn) W/ DAISY CHAIN BOX
LAMPS:Diagram1
L9 - Directional Signal (Turn) W/ Daisy Chain Box Lamps W/
Plow Lights:Diagram1
L9 - Directional Signal (Turn) W/ LED BOX LAMPS:Diagram1
L9 - Directional Signal (Turn) W/ LED BOX LAMPS W/Plow
Lights:Diagram1
L9 - Directional Signal (Turn) W/ Single Tail Board W/Hazard
SW:Diagram1
L9 - Directional Signal (Turn) W/ Single Tail Board W/Plow
Lights:Diagram1
L9 - Drain Valve Heater:Diagram1-Combination1
L9 - Drain Valve Heater:Diagram1-Combination2
L9 - Drain Valve Heater:Diagram1-Combination3
L9 - Drain Valve Heater:Diagram1-Combination4
L9 - Driver Controlled Locking Differential - FR and RR Axles
(Meritor w/ two sw):Diagram1
L9 - Driver Controlled Locking Differential - FR & RR Axle (Dana
w/ one switch):Diagram1
L9 - Driver Controlled Locking Differential - FR & RR Axle
(Meritor w/ one sw):Diagram1
L9 - Driver Controlled Locking Differential - RR Axle (Dana w/
one sw):Diagram1
L9 - Driver Controlled Locking Differential - RR Axle (Meritor w/
one sw):Diagram1
L9 - Fuel Heater (Vehicle Powered)(Davco):Diagram1-
Combination1
L9 - Fuel Heater (Vehicle Powered)(Davco):Diagram1-
Combination2
L9 - Fuel Heater (Vehicle Powered)(Davco):Diagram1-
Combination3
L9 - Fuel Heater (Vehicle Powered)(Davco):Diagram1-
Combination4
L9 - Fuel Heater (Vehicle Powered)(Davco):Diagram1-
Combination5
L9 - Fuel Heater (Vehicle Powered)(Davco):Diagram1-
Combination6

L9 - Fuel Heater (Vehicle Powered)(Davco):Diagram1-Combination7
L9 - Fuel Heater (Vehicle Powered)(Racor):Diagram1-Combination1
L9 - Fuel Heater (Vehicle Powered)(Racor):Diagram1-Combination2
L9 - Fuel Heater (Vehicle Powered)(Racor):Diagram1-Combination3
L9 - Fuel Heater (Vehicle Powered)(Racor):Diagram1-Combination4
L9 - License Plate Light (LED BOX LAMP Daisy Chain Tail Light):Diagram1
L9 - License Plate Light (LED BOX LAMP Tail Light):Diagram1
L9 - License Plate Light (Tail Light Single Assy):Diagram1
L9 - License Plate Light (Tail Light Single Assy) Option2:Diagram1
L9 - License Plate Light (Tail Light Single Assy) Option3:Diagram1
L9 - License Plate Light (Tail Light Single Assy) W/Less Power Module:Diagram1
L9 - Power Lift Gate:Diagram1
L9 - Rear Light (LED BOX LAMP Tail Light):Diagram1
L9 - Rear Light (Tail Light):Diagram1
L9 - Rear Light (Tail Light) W/Daisy Chain pair of Box Lamps:Diagram1
L9 - Rear Lights Stop (Daisy Chain):Diagram1
L9 - Rear Lights Stop - Dual Assembly:Diagram1
L9 - Rear Lights Stop - Single Assembly:Diagram1
L9 - Rear Suspension Pressure Monitoring (Auxiliary Gauge):Diagram1-Combination1
L9 - Rear Suspension Pressure Monitoring (Auxiliary Gauge):Diagram1-Combination2
L9 - Rear Suspension Pressure Monitoring (Virtual Gauge):Diagram1-Combination1
L9 - Rear Suspension Pressure Monitoring (Virtual Gauge):Diagram1-Combination2
L9 - Remote Start/Stop:Diagram1
L9 - Remote Start/Stop w/ Emergency Pump:Diagram1
L9 - RIGHTSIDE AIR DRYER:Diagram1-Combination1
L9 - RIGHTSIDE AIR DRYER:Diagram1-Combination2
L9 - RIGHTSIDE AIR DRYER:Diagram1-Combination3
L9 - RIGHTSIDE AIR DRYER:Diagram1-Combination4
L9 - RIGHTSIDE AIR DRYER:Diagram1-Combination5
L9 - RIGHTSIDE AIR DRYER:Diagram1-Combination6

L9 - RIGHTSIDE AIR DRYER:Diagram1-Combination7
 L9 - Stability Control (Bendix Straight Truck J1939 Driven Lamp):Diagram1
 L9 - TEM _Electric Trailer Brake Controller Activated Stop LT:Diagram1
 L9 - Traction Control Bendix:Diagram1
 L9 - Trailer Interface (Lighting) – BLUNT CUT (Part of Electric Trailer Brakes):Diagram1
 L9 - Trailer Interface (Lighting) – BLUNT CUT (Part of Electric Trailer Brakes) Option2:Diagram1
 L9 - WORK LIGHT - 1 BULB:Diagram1-Combination1
 L9 - WORK LIGHT - 1 BULB:Diagram1-Combination2
 L9 - WORK LIGHT With BackUP - 1 BULB - Manual Trans:Diagram1-Combination1
 L9 - WORK LIGHT With BackUP - 1 BULB - Manual Trans:Diagram1-Combination2
 L9 - WORK LIGHT With BackUP - 1 BULB - Manual Trans:Diagram1-Combination3
 L9 - WORK LIGHT With BackUP - 1 BULB - Manual Trans:Diagram1-Combination4
 L9 - WORK LIGHT With BackUP Alarm - 1 BULB:Diagram1-Combination1
 L9 - WORK LIGHT With BackUP Alarm - 1 BULB:Diagram1-Combination2
 L9 - WORK LIGHT With RKE 1 BULB:Diagram1-Combination1
 L9 - WORK LIGHT With RKE 1 BULB:Diagram1-Combination2
 L9 - Work Lights LED With Switch Pack - Day Cab:Diagram1-Combination1
 L9 - Work Lights LED With Switch Pack - Day Cab:Diagram1-Combination2

Mates 1701

Name	Terminal Part Number	V-Min	Name	Wire Part Number	Wire CSA	Wire Spec	Wire Material description	Wire Color Description	Wire Length	End2 Terminal Part Number	End2 Pin Name	End2 Connector
1	-	-	ZG71BA	3510318 R1	1.16	16.0	Thin Wall XLPE Primary Cable	ORANGE	630.0	-	X	-

Name	Terminal Part Number	V-Min	Name	Wire Part Number	Wire CSA	Wire Spec	Wire Material description	Wire Color Description	Wire Length	End2 Terminal Part Number	End2 Pin Name	End2 Connector
1	-	-	ZK71BA	3510318 R1	1.16	16.0	Thin Wall XLPE Primary Cable	ORANGE	175.0	-	X	-
1	-	-	ZC71BK	3510318 R1	1.16	16.0	Thin Wall XLPE Primary Cable	ORANGE	805.0	-	-	-
1	-	-	RK71A	2643690 R1	1.91	14.0	Std. Wall XLPE Primary Cable	ORANGE	4580.0	-	1	9800
1	-	-	ZK71A	3510318 R1	1.16	16.0	Thin Wall XLPE Primary Cable	ORANGE	630.0	-	X	-
1	-	-	SL71A	2643690 R1	1.91	14.0	Std. Wall XLPE Primary Cable	ORANGE	4480.0	-	1	9800
1	-	-	ZC71BA	3510318 R1	1.16	16.0	Thin Wall XLPE Primary Cable	ORANGE	2410.0	-	R2 - 87	1012
1	-	-	ZA71BK	3510318 R1	1.16	16.0	Thin Wall XLPE Primary Cable	ORANGE	2855.0	-	44	1703M
2	-	-	RK56	2643690 R1	1.91	14.0	Std. Wall XLPE Primary Cable	ORANGE	4580.0	-	2	9800

Name	Terminal Part Number	V-Min	Name	Wire Part Number	Wire CSA	Wire Spec	Wire Material description	Wire Color Description	Wire Length	End2 Terminal Part Number	End2 Pin Name	End2 Connect or
2	-	-	SL56	2643690 R1	1.91	14.0	Std. Wall XLPE Primary Cable	ORANGE	4480.0	-	2	9800
2	-	-	YN56A	3510319 R1	1.91	14.0	Thin Wall XLPE Primary Cable	ORANGE	720.0	-	D	J1-1603
3	-	-	RK57	2643690 R1	1.91	14.0	Std. Wall XLPE Primary Cable	ORANGE	4580.0	-	3	9800
3	-	-	SL57	2643690 R1	1.91	14.0	Std. Wall XLPE Primary Cable	ORANGE	4480.0	-	3	9800
3	-	-	YN57A	3510319 R1	1.91	14.0	Thin Wall XLPE Primary Cable	ORANGE	720.0	-	M	J1-1603
4	-	-	RK68	2643688 R1	1.91	14.0	Std. Wall XLPE Primary Cable	BROWN	4580.0	-	4	9800
4	-	-	SL68	2643688 R1	1.91	14.0	Std. Wall XLPE Primary Cable	BROWN	4480.0	-	4	9800
5	-	-	VG56T	3510339 R1	4.81	10.0	Thin Wall XLPE Primary Cable	YELLOW 2	720.0	-	B	J1-1603

Name	Terminal Part Number	V-Min	Name	Wire Part Number	Wire CSA	Wire Spec	Wire Material description	Wire Color Description	Wire Length	End2 Terminal Part Number	End2 Pin Name	End2 Connector
5	-	-	NC56T	2643802 R1	4.81	10.0	Std. Wall XLPE Primary Cable	YELLOW 2	4630.0	-	B	9716
5	-	-	NE56T	2643802 R1	4.81	10.0	Std. Wall XLPE Primary Cable	YELLOW 2	2270.0	-	X	-
5	-	-	UC67TA	2643680 R1	1.16	16.0	Std. Wall XLPE Primary Cable	GREY	4605.0	-	1	N02_9769
6	-	-	VG57T	3510303 R1	4.81	10.0	Thin Wall XLPE Primary Cable	LIGHT GREEN	720.0	-	A	J1-1603
6	-	-	NC57T	2643776 R1	4.81	10.0	Std. Wall XLPE Primary Cable	LIGHT GREEN	4630.0	-	C	9716
6	-	-	NE57T	2643776 R1	4.81	10.0	Std. Wall XLPE Primary Cable	LIGHT GREEN	2330.0	-	X	-
6	-	-	UC67U	2643680 R1	1.16	16.0	Std. Wall XLPE Primary Cable	GREY	4605.0	-	3	N02_9769
7	-	-	VP58T	3510308 R1	3.01	12.0	Thin Wall XLPE Primary Cable	BROWN	300.0	-	X	-

Name	Terminal Part Number	V-Min	Name	Wire Part Number	Wire CSA	Wire Spec	Wire Material description	Wire Color Description	Wire Length	End2 Terminal Part Number	End2 Pin Name	End2 Connector
7	-	-	NE54T	2643779 R1	4.81	10.0	Std. Wall XLPE Primary Cable	BROWN	2205.0	-	X	-
7	-	-	NC54T	2643779 R1	4.81	10.0	Std. Wall XLPE Primary Cable	BROWN	4630.0	-	A	9716
8	-	-	VT68T	3510308 R1	3.01	12.0	Thin Wall XLPE Primary Cable	BROWN	270.0	-	X	-
8	-	-	NC68T	2643779 R1	4.81	10.0	Std. Wall XLPE Primary Cable	BROWN	4655.0	-	B	9715
8	-	-	NE68T	2643779 R1	4.81	10.0	Std. Wall XLPE Primary Cable	BROWN	2155.0	-	X	-
9	-	-	TK70T	3510320 R1	3.01	12.0	Thin Wall XLPE Primary Cable	ORANGE	2315.0	-	R1 - 87	1011
9	-	-	NE70T	2643698 R1	4.81	10.0	Std. Wall XLPE Primary Cable	RED	2105.0	-	X	-
9	-	-	NC70T	2643698 R1	4.81	10.0	Std. Wall XLPE Primary Cable	RED	4555.0	-	A	9715

Name	Terminal Part Number	V-Min	Name	Wire Part Number	Wire CSA	Wire Spec	Wire Material description	Wire Color Description	Wire Length	End2 Terminal Part Number	End2 Pin Name	End2 Connect or
9	-	-	UC67V	2643680 R1	1.16	16.0	Std. Wall XLPE Primary Cable	GREY	4605.0	-	4	N02_9769
10	-	-	NC94T	2643784 R1	4.81	10.0	Std. Wall XLPE Primary Cable	GREY	4555.0	-	C	9715
10	-	-	NE94T	2643784 R1	4.81	10.0	Std. Wall XLPE Primary Cable	GREY	2105.0	-	X	-
10	-	-	UC67W	2643680 R1	1.16	16.0	Std. Wall XLPE Primary Cable	GREY	4605.0	-	5	N02_9769
11	-	-	NB72	2643755 R1	3.01	12.0	Std. Wall XLPE Primary Cable	ORANGE	2655.0	-	C	9781M
12	-	-	ND56BB	2643684 R1	1.16	16.0	Std. Wall XLPE Primary Cable	YELLOW 2	2835.0	-	B	N05_4450M
12	-	-	PV56BB	2643684 R1	1.16	16.0	Std. Wall XLPE Primary Cable	YELLOW 2	4630.0	-	B	4450AM
13	-	-	SL9	2643680 R1	1.16	16.0	Std. Wall XLPE Primary Cable	GREY	2130.0	-	A	N02_8802

Name	Terminal Part Number	V-Min	Name	Wire Part Number	Wire CSA	Wire Spec	Wire Material description	Wire Color Description	Wire Length	End2 Terminal Part Number	End2 Pin Name	End2 Connector
13	-	-	SL9	2643680 R1	1.16	16.0	Std. Wall XLPE Primary Cable	GREY	2130.0	-	A	N05_8802
13	-	-	SL9	2643680 R1	1.16	16.0	Std. Wall XLPE Primary Cable	GREY	2130.0	-	-	-
14	-	-	MR94WL	3510312 R1	1.16	16.0	Thin Wall XLPE Primary Cable	GREY	4580.0	-	13	9800
14	-	-	PR94BM	3510312 R1	1.16	16.0	Thin Wall XLPE Primary Cable	GREY	4480.0	-	24	9800
14	-	-	MR94WL	3510312 R1	1.16	16.0	Thin Wall XLPE Primary Cable	GREY	4480.0	-	13	9800
15	-	-	MR94WM	3510312 R1	1.16	16.0	Thin Wall XLPE Primary Cable	GREY	4580.0	-	14	9800
15	-	-	PR94BN	3510312 R1	1.16	16.0	Thin Wall XLPE Primary Cable	GREY	4480.0	-	23	9800
15	-	-	MR94WM	3510312 R1	1.16	16.0	Thin Wall XLPE Primary Cable	GREY	4480.0	-	14	9800

Name	Terminal Part Number	V-Min	Name	Wire Part Number	Wire CSA	Wire Spec	Wire Material description	Wire Color Description	Wire Length	End2 Terminal Part Number	End2 Pin Name	End2 Connector
16	-	-	MR94WW	3510313 R1	1.91	14.0	Thin Wall XLPE Primary Cable	GREY	4580.0	-	22	9800
16	-	-	KA17A	3510324 R1	1.16	16.0	Thin Wall XLPE Primary Cable	PINK	2725.0	-	-	-
16	-	-	MD94BE	2643680 R1	1.16	16.0	Std. Wall XLPE Primary Cable	GREY	4580.0	-	13	9800
17	-	-	MR94WU	3510313 R1	1.91	14.0	Thin Wall XLPE Primary Cable	GREY	4580.0	-	20	9800
17	-	-	MD94BD	2643680 R1	1.16	16.0	Std. Wall XLPE Primary Cable	GREY	4580.0	-	14	9800
18	-	-	MR94WN	3510313 R1	1.91	14.0	Thin Wall XLPE Primary Cable	GREY	4580.0	-	17	9800
18	-	-	MD94BH	3510312 R1	1.16	16.0	Thin Wall XLPE Primary Cable	GREY	4580.0	-	15	9800
19	-	-	MR94WR	3510313 R1	1.91	14.0	Thin Wall XLPE Primary Cable	GREY	4580.0	-	19	9800

Name	Terminal Part Number	V-Min	Name	Wire Part Number	Wire CSA	Wire Spec	Wire Material description	Wire Color Description	Wire Length	End2 Terminal Part Number	End2 Pin Name	End2 Connector
19	-	-	MD94BF	3510312 R1	1.16	16.0	Thin Wall XLPE Primary Cable	GREY	4580.0	-	16	9800
20	-	-	MD94BL	3510312 R1	1.16	16.0	Thin Wall XLPE Primary Cable	GREY	4580.0	-	22	9800
21	-	-	MD94BJ	3510312 R1	1.16	16.0	Thin Wall XLPE Primary Cable	GREY	4580.0	-	20	9800
22	-	-	MR94WS	3510312 R1	1.16	16.0	Thin Wall XLPE Primary Cable	GREY	4580.0	-	15	9800
22	-	-	MD94BK	3510312 R1	1.16	16.0	Thin Wall XLPE Primary Cable	GREY	4580.0	-	21	9800
22	-	-	MR94WS	3510312 R1	1.16	16.0	Thin Wall XLPE Primary Cable	GREY	4480.0	-	15	9800
23	-	-	MR94WT	3510312 R1	1.16	16.0	Thin Wall XLPE Primary Cable	GREY	4580.0	-	16	9800
23	-	-	MD94BA	2643680 R1	1.16	16.0	Std. Wall XLPE Primary Cable	GREY	4580.0	-	17	9800

Name	Terminal Part Number	V-Min	Name	Wire Part Number	Wire CSA	Wire Spec	Wire Material description	Wire Color Description	Wire Length	End2 Terminal Part Number	End2 Pin Name	End2 Connector
23	-	-	MR94WT	3510312 R1	1.16	16.0	Thin Wall XLPE Primary Cable	GREY	4480.0	-	16	9800
24	-	-	MR94-G7	2643782 R1	1.91	14.0	Std. Wall XLPE Primary Cable	GREY	4480.0	-	18	9800
24	-	-	MD94BB	3510312 R1	1.16	16.0	Thin Wall XLPE Primary Cable	GREY	4580.0	-	18	9800
25	-	-	MR94-G6	2643782 R1	1.91	14.0	Std. Wall XLPE Primary Cable	GREY	4480.0	-	21	9800
25	-	-	MD94BC	3510312 R1	1.16	16.0	Thin Wall XLPE Primary Cable	GREY	4580.0	-	19	9800
27	-	-	SP36A	2643676 R1	0.79	18.0	Std. Wall XLPE Primary Cable	TAN	4305.0	-	A	9101
27	-	-	SP36A	2643676 R1	0.79	18.0	Std. Wall XLPE Primary Cable	TAN	4305.0	-	A	N02_9101
29	-	-	DC36B	2643676 R1	0.79	18.0	Std. Wall XLPE Primary Cable	TAN	4535.0	-	A	9100A

Name	Terminal Part Number	V-Min	Name	Wire Part Number	Wire CSA	Wire Spec	Wire Material description	Wire Color Description	Wire Length	End2 Terminal Part Number	End2 Pin Name	End2 Connector
29	-	-	RE36B	2643676 R1	0.79	18.0	Std. Wall XLPE Primary Cable	TAN	3030.0	-	A	9100
29	-	-	RE36B	2643676 R1	0.79	18.0	Std. Wall XLPE Primary Cable	TAN	3030.0	-	A	N02_9100
29	-	-	RG36B	2643676 R1	0.79	18.0	Std. Wall XLPE Primary Cable	TAN	3130.0	-	A	N02_9103
31	-	-	TA39B	2643680 R1	1.16	16.0	Std. Wall XLPE Primary Cable	GREY	4480.0	-	A	9900D
31	-	-	PF39B	2643673 R1	0.79	18.0	Std. Wall XLPE Primary Cable	GREY	3855.0	-	A	9900C
31	-	-	NH39B	3510312 R1	1.16	16.0	Thin Wall XLPE Primary Cable	GREY	3360.0	-	A	9900A
31	-	-	UB39B	3510312 R1	1.16	16.0	Thin Wall XLPE Primary Cable	GREY	200.0	-	1	9300
31	-	-	NH39B	3510312 R1	1.16	16.0	Thin Wall XLPE Primary Cable	GREY	3360.0	-	A	N02_9900A

Name	Terminal Part Number	V-Min	Name	Wire Part Number	Wire CSA	Wire Spec	Wire Material description	Wire Color Description	Wire Length	End2 Terminal Part Number	End2 Pin Name	End2 Connector
31	-	-	PF39B	2643673 R1	0.79	18.0	Std. Wall XLPE Primary Cable	GREY	3855.0	-	A	N02_990 0C
31	-	-	TA39B	2643680 R1	1.16	16.0	Std. Wall XLPE Primary Cable	GREY	4480.0	-	A	N02_990 0D
32	-	-	NG59B	2643673 R1	0.79	18.0	Std. Wall XLPE Primary Cable	GREY	2380.0	-	B	9736
32	-	-	NG59B	2643673 R1	0.79	18.0	Std. Wall XLPE Primary Cable	GREY	2605.0	-	B	9736
33	-	-	NG59C	2643673 R1	0.79	18.0	Std. Wall XLPE Primary Cable	GREY	2380.0	-	C	9736
33	-	-	NG59C	2643673 R1	0.79	18.0	Std. Wall XLPE Primary Cable	GREY	2605.0	-	C	9736
34	-	-	NG59D	2643673 R1	0.79	18.0	Std. Wall XLPE Primary Cable	GREY	2380.0	-	D	9736
34	-	-	NG59D	2643673 R1	0.79	18.0	Std. Wall XLPE Primary Cable	GREY	2605.0	-	D	9736

Name	Terminal Part Number	V-Min	Name	Wire Part Number	Wire CSA	Wire Spec	Wire Material description	Wire Color Description	Wire Length	End2 Terminal Part Number	End2 Pin Name	End2 Connector
35	-	-	NG59E	2643673 R1	0.79	18.0	Std. Wall XLPE Primary Cable	GREY	2380.0	-	E	9736
35	-	-	NG59E	2643673 R1	0.79	18.0	Std. Wall XLPE Primary Cable	GREY	2605.0	-	E	9736
36	-	-	NZ59G	2643673 R1	0.79	18.0	Std. Wall XLPE Primary Cable	GREY	6080.0	-	B	9740C
36	-	-	NX59G	2643673 R1	0.79	18.0	Std. Wall XLPE Primary Cable	GREY	4485.0	-	B	9740D
36	-	-	NU59G	2643673 R1	0.79	18.0	Std. Wall XLPE Primary Cable	GREY	5580.0	-	B	9740
37	-	-	NZ59H	2643673 R1	0.79	18.0	Std. Wall XLPE Primary Cable	GREY	6080.0	-	C	9740C
37	-	-	NU59H	2643673 R1	0.79	18.0	Std. Wall XLPE Primary Cable	GREY	5580.0	-	C	9740
37	-	-	NX59H	2643673 R1	0.79	18.0	Std. Wall XLPE Primary Cable	GREY	4485.0	-	C	9740D

Name	Terminal Part Number	V-Min	Name	Wire Part Number	Wire CSA	Wire Spec	Wire Material description	Wire Color Description	Wire Length	End2 Terminal Part Number	End2 Pin Name	End2 Connector
38	-	-	NZ59J	2643673 R1	0.79	18.0	Std. Wall XLPE Primary Cable	GREY	6080.0	-	D	9740C
38	-	-	NU59J	2643673 R1	0.79	18.0	Std. Wall XLPE Primary Cable	GREY	5580.0	-	D	9740
38	-	-	NX59J	2643673 R1	0.79	18.0	Std. Wall XLPE Primary Cable	GREY	4485.0	-	D	9740D
39	-	-	NZ59K	2643673 R1	0.79	18.0	Std. Wall XLPE Primary Cable	GREY	6080.0	-	E	9740C
39	-	-	NU59K	2643673 R1	0.79	18.0	Std. Wall XLPE Primary Cable	GREY	5580.0	-	E	9740
39	-	-	NX59K	2643673 R1	0.79	18.0	Std. Wall XLPE Primary Cable	GREY	4485.0	-	E	9740D
40	-	-	PK39A	2643673 R1	0.79	18.0	Std. Wall XLPE Primary Cable	GREY	4470.0	-	A	9003A
40	-	-	PH39A	2643673 R1	0.79	18.0	Std. Wall XLPE Primary Cable	GREY	3760.0	-	A	9003

Name	Terminal Part Number	V-Min	Name	Wire Part Number	Wire CSA	Wire Spec	Wire Material description	Wire Color Description	Wire Length	End2 Terminal Part Number	End2 Pin Name	End2 Connector
40	-	-	NP39A	2643673 R1	0.79	18.0	Std. Wall XLPE Primary Cable	GREY	3435.0	-	A	9001
40	-	-	NN39A	2643673 R1	0.79	18.0	Std. Wall XLPE Primary Cable	GREY	4025.0	-	A	9002
40	-	-	PH39A	2643673 R1	0.79	18.0	Std. Wall XLPE Primary Cable	GREY	3760.0	-	A	N02_9003
40	-	-	TC39A	2643673 R1	0.79	18.0	Std. Wall XLPE Primary Cable	GREY	4605.0	-	A	N02_9003L
40	-	-	PG39A	2643673 R1	0.79	18.0	Std. Wall XLPE Primary Cable	GREY	4060.0	-	A	N02_9003K
40	-	-	NR39A	2643673 R1	0.79	18.0	Std. Wall XLPE Primary Cable	GREY	6955.0	-	A	N02_9002C
40	-	-	NN39A	2643673 R1	0.79	18.0	Std. Wall XLPE Primary Cable	GREY	4025.0	-	A	N02_9002
40	-	-	NP39A	2643673 R1	0.79	18.0	Std. Wall XLPE Primary Cable	GREY	3435.0	-	A	N02_9001

Name	Terminal Part Number	V-Min	Name	Wire Part Number	Wire CSA	Wire Spec	Wire Material description	Wire Color Description	Wire Length	End2 Terminal Part Number	End2 Pin Name	End2 Connect or
42	-	-	ND56BC	2643684 R1	1.16	16.0	Std. Wall XLPE Primary Cable	YELLOW 2	2835.0	-	A	N05_4460M
42	-	-	PV56BC	2643684 R1	1.16	16.0	Std. Wall XLPE Primary Cable	YELLOW 2	4605.0	-	A	4460AM
42	-	-	PV56BC	2643684 R1	1.16	16.0	Std. Wall XLPE Primary Cable	YELLOW 2	4605.0	-	A	4450AM
43	-	-	SW104CA	3510354 R1	1.16	16.0	Thin Wall XLPE Primary Cable	DARK BLUE	4580.0	-	B	N02_9778
43	-	-	MG32A	2643676 R1	0.79	18.0	Std. Wall XLPE Primary Cable	TAN	4580.0	-	5	9800
43	-	-	SW104CA	3510354 R1	1.16	16.0	Thin Wall XLPE Primary Cable	DARK BLUE	4580.0	-	B	N05_9778
44	-	-	RH32	2643676 R1	0.79	18.0	Std. Wall XLPE Primary Cable	TAN	4580.0	-	6	9800
44	-	-	SW59CA	3510312 R1	1.16	16.0	Thin Wall XLPE Primary Cable	GREY	4680.0	-	A	N05_9778

Name	Terminal Part Number	V-Min	Name	Wire Part Number	Wire CSA	Wire Spec	Wire Material description	Wire Color Description	Wire Length	End2 Terminal Part Number	End2 Pin Name	End2 Connector
45	-	-	RL49A	3510311 R1	0.79	18.0	Thin Wall XLPE Primary Cable	GREY	4480.0	-	8	9800
46	-	-	VS94SL	2643673 R1	0.79	18.0	Std. Wall XLPE Primary Cable	GREY	2905.0	-	C	N05_951 3A
46	-	-	NW59M	2643673 R1	0.79	18.0	Std. Wall XLPE Primary Cable	GREY	4985.0	-	B	9740E
47	-	-	VS94SM	2643673 R1	0.79	18.0	Std. Wall XLPE Primary Cable	GREY	2905.0	-	A	N05_951 3A
47	-	-	NW59N	2643673 R1	0.79	18.0	Std. Wall XLPE Primary Cable	GREY	4985.0	-	C	9740E
48	-	-	VS94SN	2643673 R1	0.79	18.0	Std. Wall XLPE Primary Cable	GREY	2905.0	-	B	N05_951 3A
48	-	-	NW59P	2643673 R1	0.79	18.0	Std. Wall XLPE Primary Cable	GREY	4985.0	-	D	9740E
49	-	-	VP94SJ	2643673 R1	0.79	18.0	Std. Wall XLPE Primary Cable	GREY	2710.0	-	1	N02_951 2A

Name	Terminal Part Number	V-Min	Name	Wire Part Number	Wire CSA	Wire Spec	Wire Material description	Wire Color Description	Wire Length	End2 Terminal Part Number	End2 Pin Name	End2 Connector
49	-	-	VP94SJ	2643673 R1	0.79	18.0	Std. Wall XLPE Primary Cable	GREY	2710.0	-	1	N05_951 2A
49	-	-	NW59R	2643673 R1	0.79	18.0	Std. Wall XLPE Primary Cable	GREY	4985.0	-	E	9740E
50	-	-	MJ49	2643673 R1	0.79	18.0	Std. Wall XLPE Primary Cable	GREY	4580.0	-	7	9800
51	-	-	RA20	2643678 R1	1.16	16.0	Std. Wall XLPE Primary Cable	LIGHT GREEN	3860.0	-	6	4410D
51	-	-	HN20	3510300 R1	1.16	16.0	Thin Wall XLPE Primary Cable	LIGHT GREEN	2305.0	-	-	-
51	-	-	HN20	3510300 R1	1.16	16.0	Thin Wall XLPE Primary Cable	LIGHT GREEN	2305.0	-	51	1701
52	-	-	WIRE722 724	-	0.0	-	-	-	0.0	-	4	4410H
52	-	-	WIRE722 725	-	0.0	-	-	-	0.0	-	4	4410D
52	-	-	WIRE722 726	-	0.0	-	-	-	0.0	-	4	4410F
53	-	-	WIRE722 721	-	0.0	-	-	-	0.0	-	3	4410H
53	-	-	WIRE722 722	-	0.0	-	-	-	0.0	-	3	4410D

Name	Terminal Part Number	V-Min	Name	Wire Part Number	Wire CSA	Wire Spec	Wire Material description	Wire Color Description	Wire Length	End2 Terminal Part Number	End2 Pin Name	End2 Connect or
53	-	-	WIRE722 723	-	0.0	-	-	-	0.0	-	3	4410F
54	-	-	TF94SAB	2643673 R1	0.79	18.0	Std. Wall XLPE Primary Cable	GREY	4355.0	-	1	N02_951 4F
54	-	-	TF94SAB	2643673 R1	0.79	18.0	Std. Wall XLPE Primary Cable	GREY	4355.0	-	1	N05_951 4F
54	-	-	WIRE239 188	-	0.0	-	-	-	0.0	-	1	9514F
55	-	-	PD61B	2643673 R1	0.79	18.0	Std. Wall XLPE Primary Cable	GREY	4505.0	-	C	9865M
55	-	-	PD61B	2643673 R1	0.79	18.0	Std. Wall XLPE Primary Cable	GREY	4505.0	-	-	-
55	-	-	TF94SCB	2643673 R1	0.79	18.0	Std. Wall XLPE Primary Cable	GREY	4355.0	-	2	N02_951 4F
55	-	-	TF94SCB	2643673 R1	0.79	18.0	Std. Wall XLPE Primary Cable	GREY	4355.0	-	2	N05_951 4F
55	-	-	WIRE239 189	-	0.0	-	-	-	0.0	-	2	9514F
56	-	-	PD106B	2643673 R1	0.79	18.0	Std. Wall XLPE Primary Cable	GREY	4505.0	-	B	9865M

Name	Terminal Part Number	V-Min	Name	Wire Part Number	Wire CSA	Wire Spec	Wire Material description	Wire Color Description	Wire Length	End2 Terminal Part Number	End2 Pin Name	End2 Connector
56	-	-	PD106B	2643673 R1	0.79	18.0	Std. Wall XLPE Primary Cable	GREY	4505.0	-	-	-
56	-	-	WIRE239 190	-	0.0	-	-	-	0.0	-	3	9514F
57	-	-	PD110B	2643673 R1	0.79	18.0	Std. Wall XLPE Primary Cable	GREY	4505.0	-	A	9865M
57	-	-	PD110B	2643673 R1	0.79	18.0	Std. Wall XLPE Primary Cable	GREY	4505.0	-	-	-
57	-	-	WIRE239 191	-	0.0	-	-	-	0.0	-	4	9514F
60	-	-	XA94SZC	2643673 R1	0.79	18.0	Std. Wall XLPE Primary Cable	GREY	4680.0	-	A	9510H
61	-	-	XA94SVC	2643673 R1	0.79	18.0	Std. Wall XLPE Primary Cable	GREY	4680.0	-	B	9510H
62	-	-	XA94SH	2643673 R1	0.79	18.0	Std. Wall XLPE Primary Cable	GREY	4680.0	-	C	9510H
63	-	-	ND57BB	2643678 R1	1.16	16.0	Std. Wall XLPE Primary Cable	LIGHT GREEN	2835.0	-	C	N05_445 0M

Name	Terminal Part Number	V-Min	Name	Wire Part Number	Wire CSA	Wire Spec	Wire Material description	Wire Color Description	Wire Length	End2 Terminal Part Number	End2 Pin Name	End2 Connector
63	-	-	PV57BB	2643678 R1	1.16	16.0	Std. Wall XLPE Primary Cable	LIGHT GREEN	4630.0	-	C	4450AM
64	-	-	ND57BC	2643678 R1	1.16	16.0	Std. Wall XLPE Primary Cable	LIGHT GREEN	2735.0	-	B	N05_4460M
64	-	-	PV57BC	2643678 R1	1.16	16.0	Std. Wall XLPE Primary Cable	LIGHT GREEN	4505.0	-	B	4460AM
64	-	-	PV57BC	2643678 R1	1.16	16.0	Std. Wall XLPE Primary Cable	LIGHT GREEN	4505.0	-	B	4450AM
66	-	-	YL112	2643680 R1	1.16	16.0	Std. Wall XLPE Primary Cable	GREY	3255.0	-	1	N05_7803
66	-	-	YL112	2643680 R1	1.16	16.0	Std. Wall XLPE Primary Cable	GREY	3255.0	-	1	7803
67	-	-	PN19	2643680 R1	1.16	16.0	Std. Wall XLPE Primary Cable	GREY	4805.0	-	A	N02_9803
67	-	-	TK19	2643680 R1	1.16	16.0	Std. Wall XLPE Primary Cable	GREY	3885.0	-	A	N02_9803A

Name	Terminal Part Number	V-Min	Name	Wire Part Number	Wire CSA	Wire Spec	Wire Material description	Wire Color Description	Wire Length	End2 Terminal Part Number	End2 Pin Name	End2 Connector
67	-	-	TL19	2643680 R1	1.16	16.0	Std. Wall XLPE Primary Cable	GREY	4005.0	-	A	N02_980 3B
67	-	-	TP19	2643680 R1	1.16	16.0	Std. Wall XLPE Primary Cable	GREY	4955.0	-	A	N02_980 3C
67	-	-	TR19	2643680 R1	1.16	16.0	Std. Wall XLPE Primary Cable	GREY	4005.0	-	A	N02_980 3D
67	-	-	PM19	2643680 R1	1.16	16.0	Std. Wall XLPE Primary Cable	GREY	5455.0	-	A	N02_9801
67	-	-	SA19	2643680 R1	1.16	16.0	Std. Wall XLPE Primary Cable	GREY	4360.0	-	A	N02_980 1A
67	-	-	TB19	2643680 R1	1.16	16.0	Std. Wall XLPE Primary Cable	GREY	3355.0	-	A	N02_980 1B
67	-	-	TG19	2643680 R1	1.16	16.0	Std. Wall XLPE Primary Cable	GREY	3985.0	-	A	N02_980 1C
67	-	-	TH19	2643680 R1	1.16	16.0	Std. Wall XLPE Primary Cable	GREY	4055.0	-	A	N02_980 1D

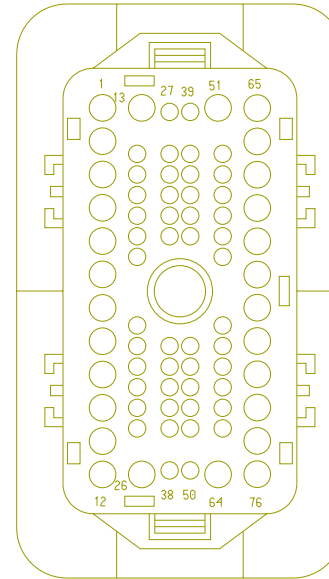
Name	Terminal Part Number	V-Min	Name	Wire Part Number	Wire CSA	Wire Spec	Wire Material description	Wire Color Description	Wire Length	End2 Terminal Part Number	End2 Pin Name	End2 Connector
67	-	-	TM19	2643680 R1	1.16	16.0	Std. Wall XLPE Primary Cable	GREY	2855.0	-	A	N02_980 1E
67	-	-	TN19	2643680 R1	1.16	16.0	Std. Wall XLPE Primary Cable	GREY	5155.0	-	A	N02_980 1F
67	-	-	TK19	2643680 R1	1.16	16.0	Std. Wall XLPE Primary Cable	GREY	3885.0	-	A	9803A
67	-	-	TB19	2643680 R1	1.16	16.0	Std. Wall XLPE Primary Cable	GREY	3355.0	-	A	9803D
67	-	-	TL19	2643680 R1	1.16	16.0	Std. Wall XLPE Primary Cable	GREY	4005.0	-	A	9803B
67	-	-	TP19	2643680 R1	1.16	16.0	Std. Wall XLPE Primary Cable	GREY	4955.0	-	A	9803C
67	-	-	PN19	2643680 R1	1.16	16.0	Std. Wall XLPE Primary Cable	GREY	4805.0	-	A	9108B
67	-	-	PM19	2643680 R1	1.16	16.0	Std. Wall XLPE Primary Cable	GREY	5455.0	-	A	9801

Name	Terminal Part Number	V-Min	Name	Wire Part Number	Wire CSA	Wire Spec	Wire Material description	Wire Color Description	Wire Length	End2 Terminal Part Number	End2 Pin Name	End2 Connector
67	-	-	PX19	2643680 R1	1.16	16.0	Std. Wall XLPE Primary Cable	GREY	5735.0	-	A	9108C
67	-	-	TG19	2643680 R1	1.16	16.0	Std. Wall XLPE Primary Cable	GREY	3985.0	-	A	9801C
67	-	-	TH19	2643680 R1	1.16	16.0	Std. Wall XLPE Primary Cable	GREY	4055.0	-	A	9801D
67	-	-	TM19	2643680 R1	1.16	16.0	Std. Wall XLPE Primary Cable	GREY	2855.0	-	A	9801E
67	-	-	TN19	2643680 R1	1.16	16.0	Std. Wall XLPE Primary Cable	GREY	5155.0	-	A	9801F
68	-	-	UA65	2643682 R1	1.16	16.0	Std. Wall XLPE Primary Cable	ORANGE	4505.0	-	A	9766
68	-	-	NF65	2643682 R1	1.16	16.0	Std. Wall XLPE Primary Cable	ORANGE	2735.0	-	A	9718
69	-	-	VP94SK	2643673 R1	0.79	18.0	Std. Wall XLPE Primary Cable	GREY	2710.0	-	2	N02_951 2A

Name	Terminal Part Number	V-Min	Name	Wire Part Number	Wire CSA	Wire Spec	Wire Material description	Wire Color Description	Wire Length	End2 Terminal Part Number	End2 Pin Name	End2 Connector
69	-	-	VP94SK	2643673 R1	0.79	18.0	Std. Wall XLPE Primary Cable	GREY	2710.0	-	2	N05_951 2A
71	-	-	PV68BB	2643688 R1	1.91	14.0	Std. Wall XLPE Primary Cable	BROWN	4630.0	-	A	4450AM
71	-	-	ND68BB	2643688 R1	1.91	14.0	Std. Wall XLPE Primary Cable	BROWN	2835.0	-	A	N05_445 0M
72	-	-	ND70BB	2643686 R1	1.91	14.0	Std. Wall XLPE Primary Cable	RED	2735.0	-	C	N05_446 0M
72	-	-	PV70BB	2643686 R1	1.91	14.0	Std. Wall XLPE Primary Cable	RED	4605.0	-	C	4460AM
72	-	-	PV70BB	2643686 R1	1.91	14.0	Std. Wall XLPE Primary Cable	RED	4605.0	-	C	4450AM
73	-	-	ND71BB	2643806 R1	1.16	16.0	Std. Wall XLPE Primary Cable	LIGHT BLUE	2835.0	-	E	N05_445 0M
73	-	-	PV71BB	2643806 R1	1.16	16.0	Std. Wall XLPE Primary Cable	LIGHT BLUE	4630.0	-	E	4450AM

Name	Terminal Part Number	V-Min	Name	Wire Part Number	Wire CSA	Wire Spec	Wire Material description	Wire Color Description	Wire Length	End2 Terminal Part Number	End2 Pin Name	End2 Connector
74	-	-	PV54BB	2643688 R1	1.91	14.0	Std. Wall XLPE Primary Cable	BROWN	4630.0	-	D	4450AM
74	-	-	ND54BB	2643688 R1	1.91	14.0	Std. Wall XLPE Primary Cable	BROWN	2835.0	-	D	N05_4450M

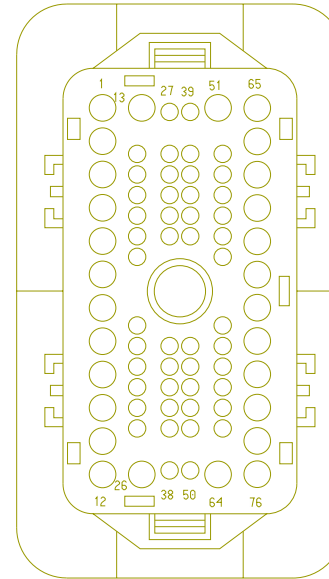
Connector Name 1701F
 Part Number 3595622C1
 Instances B6.7 - CAN Layout:ABS Proprietary J1939
 B6.7 - Remote Start/Stop w/ Emergency Pump:Diagram1
 B6.7/L9 - Body Builder Aux Power (In Cab, BOC, or EOF):Diagram1-Option 2 (Back-of-Cab, W/08HAB)
 B6.7/L9 - Body Builder Aux Power (In Cab, BOC, or EOF):Diagram1-Option 3 (End-of-Frame, W/08HAE)
 Mates 1701



Name	Terminal Part Number	V-Min	Name	Wire Part Number	Wire CSA	Wire Spec	Wire Material description	Wire Color Description	Wire Length	End2 Terminal Part Number	End2 Pin Name	End2 Connector
43	-	-	SW104CA	3510354 R1	1.16	16.0	Thin Wall XLPE Primary Cable	DARK BLUE	4580.0	-	B	N02_9778
44	-	-	SW59CA	3510312 R1	1.16	16.0	Thin Wall XLPE Primary Cable	GREY	4680.0	-	A	N02_9778
54	-	-	WIRE239 188	-	0.0	-	-	-	0.0	-	1	9514F
55	-	-	WIRE239 189	-	0.0	-	-	-	0.0	-	2	9514F
56	-	-	WIRE239 190	-	0.0	-	-	-	0.0	-	3	9514F
57	-	-	WIRE239 191	-	0.0	-	-	-	0.0	-	4	9514F

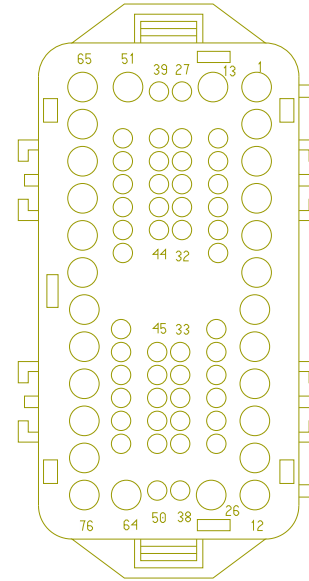
Name	Terminal Part Number	V-Min	Name	Wire Part Number	Wire CSA	Wire Spec	Wire Material description	Wire Color Description	Wire Length	End2 Terminal Part Number	End2 Pin Name	End2 Connector
75	-	-	ND12BB	2643694 R1	1.91	14.0	Std. Wall XLPE Primary Cable	LIGHT BLUE	2260.0	-	F	N01-4450M
75	-	-	PV12BB	2643694 R1	1.91	14.0	Std. Wall XLPE Primary Cable	LIGHT BLUE	4484.0	-	F	4450AM

Connector Name 1701F
 Part Number 3595622C1
 Short Description CONNECTOR TO DASH HARNESS
 Instances B6.7 - Rear Light (Tail Light):Diagram1
 Mates 1701



Name	Terminal Part Number	V-Min	Name	Wire Part Number	Wire CSA	Wire Spec	Wire Material description	Wire Color Description	Wire Length	End2 Terminal Part Number	End2 Pin Name	End2 Connector
4	-	-	SL68	2643688 R1	1.91	14.0	Std. Wall XLPE Primary Cable	BROWN	4480.0	-	4	9800

Connector Name 1701
 Part Number 3595623C1
 Instances B6.7 - CAN Layout:ABS Proprietary J1939
 B6.7 - Remote Start/Stop w/ Emergency Pump:Diagram1
 B6.7/L9 - Body Builder Aux Power (In Cab, BOC, or EOF):Diagram1-Option 2 (Back-of-Cab, W/08HAB)
 B6.7/L9 - Body Builder Aux Power (In Cab, BOC, or EOF):Diagram1-Option 3 (End-of-Frame, W/08HAE)
 Mates 1701F

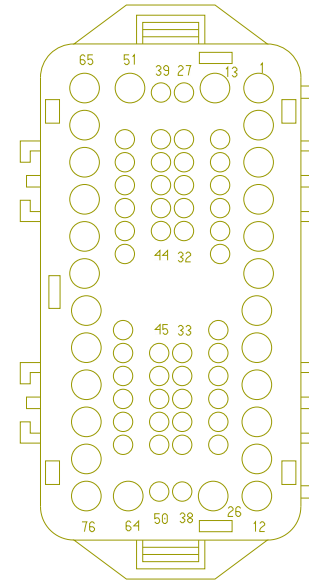


Name	Terminal Part Number	V-Min	Name	Wire Part Number	Wire CSA	Wire Spec	Wire Material description	Wire Color Description	Wire Length	End2 Terminal Part Number	End2 Pin Name	End2 Connector
43	-	-	LF104D	3510353 R1	0.79	18.0	Thin Wall XLPE Primary Cable	DARK BLUE	1080.0	-	F8	J5-1602
44	-	-	LJ104DB	3510354 R1	1.16	16.0	Thin Wall XLPE Primary Cable	DARK BLUE	2410.0	-	R6-87	A01_1012
54	-	-	WIRE239 184	-	0.0	-	-	-	0.0	-	C	1410
55	-	-	WIRE239 185	-	0.0	-	-	-	0.0	-	F	1410
56	-	-	WIRE239 186	-	0.0	-	-	-	0.0	-	J	1410
57	-	-	WIRE239 187	-	0.0	-	-	-	0.0	-	M	1410

Name	Terminal Part Number	V-Min	Name	Wire Part Number	Wire CSA	Wire Spec	Wire Material description	Wire Color Description	Wire Length	End2 Terminal Part Number	End2 Pin Name	End2 Connector
75	-	-	VP12BB	3510342 R1	1.16	16.0	Thin Wall XLPE Primary Cable	LIGHT BLUE	2410.0	-	R4 - 87	1012

Connector Name
Part Number
Short Description
Instances

1701
3595623C1
CENTER CHASSIS
B6.7 - 26" Fuel Tank:Diagram1-Combination1
B6.7 - 26" Fuel Tank - Secondary:Diagram1-Combination1
B6.7 - 26" Fuel Tank - Secondary:Diagram1-Combination2
B6.7 - Antilock Brake System (ABS) - Wabco 4 Channel
Implementation:Diagram1
B6.7 - Antilock Brake System (ABS)-BENDIX 4 Channel
Implemenation:Diagram1
B6.7 - Auxiliary Air Solenoids (1 Normally Closed):Diagram1
B6.7 - Auxillary Air Solenoids Normally Open:Diagram 1
B6.7 - Axle Loading (Weight) Rear:Diagram1-Combination1
B6.7 - Axle Loading (Weight) Rear:Diagram1-Combination2
B6.7 - Back-Up Alarm (Automatic) W/ Tailboard:Diagram1
B6.7 - Back-Up Alarm (Automatic) W/O Tailboard:Diagram1
B6.7 - Back-Up Alarm (Manual) W/ Tailboard:Diagram1
B6.7 - Back-Up Alarm (Manual) W/O Tailboard:Diagram1
B6.7 - Backup Light (Dual Daisy Reverse LT) Allison/ZF Trans
1K/2K:Diagram1-Combination1
B6.7 - Backup Light (Dual Daisy Reverse LT) Allison/ZF Trans
1K/2K:Diagram1-Combination2
B6.7 - Backup Light (Dual Daisy Reverse LT) Allison/ZF Trans
3K/4K:Diagram1-Combination1
B6.7 - Backup Light (Dual Daisy Reverse LT) Allison/ZF Trans
3K/4K:Diagram1-Combination2
B6.7 - Backup Light (Dual Reverse Light) Allison/ZF Trans
1K/2K:Diagram1-Combination1
B6.7 - Backup Light (Dual Reverse Light) Allison/ZF Trans
1K/2K:Diagram1-Combination2
B6.7 - Backup Light (Dual Reverse Light) Allison/ZF Trans
3K/4K:Diagram1-Combination1
B6.7 - Backup Light (Dual Reverse Light) Allison/ZF Trans
3K/4K:Diagram1-Combination2
B6.7 - Backup Light (Single Reverse Light) Allison
1K/2K:Diagram1-Combination1
B6.7 - Backup Light (Single Reverse Light) Allison
1K/2K:Diagram1-Combination2
B6.7 - Backup Light (Single Reverse Light) Allison
3K/4K:Diagram1-Combination1
B6.7 - Backup Light (Single Reverse Light) Allison
3K/4K:Diagram1-Combination2



B6.7 - Backup Light Single Reverse Light Allison
1K/2K:Diagram1-Combination1
B6.7 - Backup Light Single Reverse Light Allison
1K/2K:Diagram1-Combination2
B6.7 - Backup Light Single Reverse Light Allison
3K/4K:Diagram1-Combination1
B6.7 - Backup Light Single Reverse Light Allison
3K/4K:Diagram1-Combination2
B6.7 - Backup Light(Single Reverse Light) Allison
1K/2K:Diagram1-Combination1
B6.7 - Backup Light(Single Reverse Light) Allison
3K/4K:Diagram1-Combination1
B6.7 - Backup Light(Single Reverse Light) Allison
3K/4K:Diagram1-Combination2
B6.7 - Backup Lights (Dual Daisy Reverse) Eaton/Manual
Trans:Diagram1
B6.7 - Backup Lights (Dual Reverse Light) Eaton/Manual
Trans:Diagram1
B6.7 - Backup Lights (Reverse Lights) - Dual Lights with
Precision:Diagram1
B6.7 - Backup Lights (Reverse Lights) - Precision Daisy
Chain:Diagram1
B6.7 - Backup Lights (Reverse Lights) - Precision with Tailboard
Lights:Diagram1
B6.7 - Backup Lights (Single Reverse Lights) Eaton/Manual
Trans:Diagram1
B6.7 - Body Builder Lighting - Separate Turn and Stop Lamps
(Blunt Cut):Diagram1
B6.7 - Body Builder Lighting - Separate Turn and Stop Lamps
(Blunt Cut) Option2:Diagram1
B6.7 - CAN Layout:Body Standard J1939 (250Kbps)
B6.7 - Center Chassis Ground Splice Packs
8802/8805/8807/8809:Diagram1
B6.7 - Cranking (Starter) GEN4 BODY CONTROL MODULE W/
O Thermal Overcrank:Diagram1-Combination2
B6.7 - Directional Signal (Turn) W/ DAISY CHAIN BOX
LAMPS:Diagram1
B6.7 - Directional Signal (Turn) W/ Daisy Chain Box Lamps W/
Plow Lights:Diagram1
B6.7 - Directional Signal (Turn) W/ LED BOX LAMPS:Diagram1
B6.7 - Directional Signal (Turn) W/ LED BOX LAMPS W/Plow
Lights:Diagram1
B6.7 - Directional Signal (Turn) W/ Single Tail Board W/Hazard
SW:Diagram1

B6.7 - Directional Signal (Turn) W/ Single Tail Board W/Plow
Lights:Diagram1
B6.7 - Drain Valve Heater:Diagram1-Combination1
B6.7 - Drain Valve Heater:Diagram1-Combination2
B6.7 - Drain Valve Heater:Diagram1-Combination3
B6.7 - Drain Valve Heater:Diagram1-Combination4
B6.7 - Drain Valve Heater:Diagram1-Combination5
B6.7 - Drain Valve Heater:Diagram1-Combination6
B6.7 - Driver Controlled Locking Differential - RR Axle (Dana w/
one sw):Diagram1
B6.7 - Driver Controlled Locking Differential - RR Axle (Dana w/
one sw):Diagram1
B6.7 - Driver Controlled Locking Differential - RR Axle (Meritor
w/ one sw):Diagram1
B6.7 - Fuel Heater (Vehicle Powered)(Davco):Diagram1-
Combination1
B6.7 - Fuel Heater (Vehicle Powered)(Davco):Diagram1-
Combination2
B6.7 - Fuel Heater (Vehicle Powered)(Davco):Diagram1-
Combination3
B6.7 - Fuel Heater (Vehicle Powered)(Davco):Diagram1-
Combination4
B6.7 - Fuel Heater (Vehicle Powered)(Davco):Diagram1-
Combination5
B6.7 - Fuel Heater (Vehicle Powered)(Davco):Diagram1-
Combination6
B6.7 - Fuel Heater (Vehicle Powered)(Davco):Diagram1-
Combination7
B6.7 - Fuel Heater (Vehicle Powered)(Racor):Diagram1-
Combination1
B6.7 - Fuel Heater (Vehicle Powered)(Racor):Diagram1-
Combination2
B6.7 - Fuel Heater (Vehicle Powered)(Racor):Diagram1-
Combination3
B6.7 - Fuel Heater (Vehicle Powered)(Racor):Diagram1-
Combination4
B6.7 - Fuel Heater (Vehicle Powered)(Racor):Diagram1-
Combination5
B6.7 - License Plate Light (Tail Light Single Assy.) W/Less
Power Module:Diagram1
B6.7 - Power Lift Gate:Diagram1
B6.7 - Rear Light (LED BOX LAMP Tail Light):Diagram1
B6.7 - Rear Light (Tail Light) W Daisy Chain pair of Box
Lamps:Diagram1

B6.7 - Rear Light Tail Light:Diagram1
B6.7 - Rear Lights Stop (Daisy Chain):Diagram1
B6.7 - Rear Lights Stop - Dual Assembly:Diagram1
B6.7 - Rear Lights Stop - Single Assembly:Diagram1
B6.7 - Rear Suspension Pressure Monitoring (Auxiliary Gauge):Diagram1-Combination1
B6.7 - Rear Suspension Pressure Monitoring (Auxiliary Gauge):Diagram1-Combination2
B6.7 - Rear Suspension Pressure Monitoring (Virtual Gauge):Diagram1-Combination1
B6.7 - Rear Suspension Pressure Monitoring (Virtual Gauge):Diagram1-Combination2
B6.7 - Remote Start/Stop:Diagram1
B6.7 - RIGHTSIDE AIR DRYER:Diagram1-Combination1
B6.7 - RIGHTSIDE AIR DRYER:Diagram1-Combination2
B6.7 - RIGHTSIDE AIR DRYER:Diagram1-Combination3
B6.7 - RIGHTSIDE AIR DRYER:Diagram1-Combination4
B6.7 - RIGHTSIDE AIR DRYER:Diagram1-Combination5
B6.7 - RIGHTSIDE AIR DRYER:Diagram1-Combination6
B6.7 - RIGHTSIDE AIR DRYER:Diagram1-Combination7
B6.7 - RIGHTSIDE AIR DRYER:Diagram1-Combination8
B6.7 - Stability Control (Bendix Straight Truck J1939 Driven Lamp):Diagram1
B6.7 - TEM _Electric Trailer Brake Controller Activated Stop:Diagram1
B6.7 - TEM _Electric Trailer Brake Controller Activated Stop Option2:Diagram1
B6.7 - Traction Control Bendix:Diagram1-Combination1
B6.7 - Traction Control Bendix:Diagram1-Combination2
B6.7 - Trailer Interface (Lighting) – BLUNT CUT (Part of Electric Trailer Brakes):Diagram1
B6.7 - Trailer Interface (Lighting) – BLUNT CUT (Part of Electric Trailer Brakes) Option2:Diagram1
B6.7 - WORK LIGHT - 1 BULB:Diagram1-Combination1
B6.7 - WORK LIGHT - 1 BULB:Diagram1-Combination2
B6.7 - WORK LIGHT With BackUP 1 BULB - Manual Trans:Diagram1-Combination1
B6.7 - WORK LIGHT With BackUP 1 BULB - Manual Trans:Diagram1-Combination2
B6.7 - WORK LIGHT With BackUP Alarm - 1 BULB:Diagram1-Combination1
B6.7 - WORK LIGHT With BackUP Alarm - 1 BULB:Diagram1-Combination2

B6.7 - WORK LIGHT With RKE - 1 BULB:Diagram1-Combination1
B6.7 - WORK LIGHT With RKE - 1 BULB:Diagram1-Combination2
B6.7 - Work Lights LED With Switch Pack - Day Cab:Diagram1-Combination1
B6.7 - Work Lights LED With Switch Pack - Day Cab:Diagram1-Combination2
B6.7/L9 - DLB - Remote Power Module (3 RPM n/Switch Pack):Diagram1-Combination1
B6.7/L9 - DLB - Remote Power Modules (1 RPM n/ Switch Packs):Diagram1-Combination1
B6.7/L9 - DLB - Remote Power Modules (1 RPM n/ Switch Packs):Diagram1-Combination2
B6.7/L9 - DLB - Remote Power Modules (1 RPM n/ Switch Packs):Diagram1-Combination3
B6.7/L9 - DLB - Remote Power Modules (1 RPM w/ Switch Packs) Option 1:Diagram1-Combination1
B6.7/L9 - DLB - Remote Power Modules (1 RPM w/ Switch Packs) Option 1:Diagram1-Combination2
B6.7/L9 - DLB - Remote Power Modules (1 RPM w/ Switch Packs) Option 1:Diagram1-Combination3
B6.7/L9 - DLB - Remote Power Modules (1 RPM w/ Switch Packs) Option2:Diagram1-Combination1
B6.7/L9 - DLB - Remote Power Modules (1 RPM w/ Switch Packs) Option2:Diagram1-Combination2
B6.7/L9 - DLB - Remote Power Modules (2 RPM n/ Switch Pack):Diagram1-Combination1
B6.7/L9 - DLB - Remote Power Modules (2 RPM n/ Switch Pack):Diagram1-Combination2
B6.7/L9 - DLB - Remote Power Modules (2 RPM n/ Switch Pack):Diagram1-Combination3
B6.7/L9 - DLB - Remote Power Modules (2 RPM n/ Switch Pack):Diagram1-Combination4
B6.7/L9 - DLB - Remote Power Modules (2 RPM w/ Switch Packs):Diagram1-Combination1
B6.7/L9 - DLB - Remote Power Modules (2 RPM w/ Switch Packs):Diagram1-Combination2
B6.7/L9 - DLB - Remote Power Modules (2 RPM w/ Switch Packs):Diagram1-Combination3
B6.7/L9 - DLB - Remote Power Modules (2 RPM w/ Switch Packs):Diagram1-Combination4
B6.7/L9 - DLB - Remote Power Modules (3 RPM w/ Switch Packs):Diagram1-Combination1

L9 - 26" Fuel Tank:Diagram1-Combination1
L9 - 26" Fuel Tank - Secondary:Diagram1-Combination1
L9 - 26" Fuel Tank - Secondary:Diagram1-Combination2
L9 - Antilock Brake System (ABS) - BENDIX 4 Channel
Implementation:Diagram1
L9 - Antilock Brake System (ABS) - Wabco 4 Channel
Implementation:Diagram1-Combination1
L9 - Antilock Brake System (ABS) - Wabco 4 Channel
Implementation:Diagram1-Combination2
L9 - Auxiliary Air Solenoids (1 Normally Closed):Diagram1
L9 - Auxiliary Air Solenoids (2 Normally Closed):Diagram1-
Combination1
L9 - Auxiliary Air Solenoids (2 Normally Closed):Diagram1-
Combination2
L9 - Auxiliary Air Solenoids (2 Normally Closed):Diagram1-
Combination3
L9 - Auxiliary Air Solenoids (3 Normally Closed):Diagram1
L9 - Auxiliary Trailer Power:Diagram1
L9 - Axle Loading (Weight) Rear:Diagram1-Combination1
L9 - Axle Loading (Weight) Rear:Diagram1-Combination2
L9 - Axle Temperature Monitoring (Single Rear Aux
Gauge):Diagram1
L9 - Axle Temperature Monitoring (Single Rear Virtual
Gauge):Diagram1
L9 - Axle Temperature Monitoring (Tandem Rear Aux
Gauge):Diagram1
L9 - Axle Temperature Monitoring (Tandem Rear Virtual
Gauge):Diagram1
L9 - Back-Up Alarm (Automatic) W/ Tailboard:Diagram1
L9 - Back-Up Alarm (Automatic) W/O Tailboard:Diagram1
L9 - Back-Up Alarm (Manual) W/ Tailboard:Diagram1-
Combination1
L9 - Back-Up Alarm (Manual) W/ Tailboard:Diagram1-
Combination2
L9 - Back-Up Alarm (Manual) W/O Tailboard:Diagram1-
Combination1
L9 - Back-Up Alarm (Manual) W/O Tailboard:Diagram1-
Combination2
L9 - Backup Light (Dual Daisy Reverse) Allison/ZF Trans
3K/4K:Diagram1-Combination1
L9 - Backup Light (Dual Daisy Reverse) Allison/ZF Trans
3K/4K:Diagram1-Combination2
L9 - Backup Light (Dual Reverse Light) Allison/ZF Trans
3K/4K:Diagram1-Combination1

L9 - Backup Light (Dual Reverse Light) Allison/ZF Trans
3K/4K:Diagram1-Combination2
L9 - Backup Light (Single Reverse Light) - Allison
3K/4K:Diagram1-Combination1
L9 - Backup Light (Single Reverse Light) - Allison
3K/4K:Diagram1-Combination2
L9 - Backup Light (Single Reverse Light) Allison
3K/4K:Diagram1-Combination1
L9 - Backup Light (Single Reverse Light) Allison
3K/4K:Diagram1-Combination2
L9 - Backup Light - (Single Reverse Light) Allison
3K/4K:Diagram1-Combination1
L9 - Backup Light - (Single Reverse Light) Allison
3K/4K:Diagram1-Combination2
L9 - Backup Lights (Dual Daisy Reverse) Eaton/Manual
Trans:Diagram1-Combination1
L9 - Backup Lights (Dual Daisy Reverse) Eaton/Manual
Trans:Diagram1-Combination2
L9 - Backup Lights (Dual Reverse Light) Eaton/Manual
Trans:Diagram1-Combination1
L9 - Backup Lights (Dual Reverse Light) Eaton/Manual
Trans:Diagram1-Combination2
L9 - Backup Lights (Single Reverse Lights) Eaton/Manual
Trans:Diagram1-Combination1
L9 - Backup Lights (Single Reverse Lights) Eaton/Manual
Trans:Diagram1-Combination2
L9 - Bendix; Tractor or Towing Truck; N/ Air SUSP; J1939 Driven
Lamp:Diagram1
L9 - Bendix; Tractor or Towing Truck; W/ Air SUSP; J1939
Driven Lamp:Diagram1
L9 - Body Builder Lighting - Combined Turn and Stop Lamps
(Automatic):Diagram1-Combination1
L9 - Body Builder Lighting - Combined Turn and Stop Lamps
(Automatic):Diagram1-Combination2
L9 - Body Builder Lighting - Combined Turn and Stop Lamps
(Manual) Option2:Diagram1-Combination1
L9 - Body Builder Lighting - Combined Turn and Stop Lamps
(Manual) Option2:Diagram1-Combination2
L9 - Body Builder Lighting - Combined Turn and Stop Lamps
(Manual) Option2:Diagram1-Combination3
L9 - Body Builder Lighting - Combined Turn and Stop Lamps
(Manual) Option2:Diagram1-Combination4
L9 - Body Builder Lighting - Separate Turn and Stop Lamps
(Blunt Cut):Diagram1

L9 - Body Builder Lighting - Separate Turn and Stop Lamps
(Blunt Cut) Option2:Diagram1
L9 - CAN Layout:ABS Proprietary J1939
L9 - CAN Layout:Body Standard J1939 (250Kbps)
L9 - Center Chassis Ground Splice Packs
8802/8805/8807/8809:Diagram1
L9 - Collision Avoidance System (Warning):Diagram1
L9 - Directional Signal (Turn) W/ DAISY CHAIN BOX
LAMPS:Diagram1
L9 - Directional Signal (Turn) W/ Daisy Chain Box Lamps W/
Plow Lights:Diagram1
L9 - Directional Signal (Turn) W/ LED BOX LAMPS:Diagram1
L9 - Directional Signal (Turn) W/ LED BOX LAMPS W/Plow
Lights:Diagram1
L9 - Directional Signal (Turn) W/ Single Tail Board W/Hazard
SW:Diagram1
L9 - Directional Signal (Turn) W/ Single Tail Board W/Plow
Lights:Diagram1
L9 - Drain Valve Heater:Diagram1-Combination1
L9 - Drain Valve Heater:Diagram1-Combination2
L9 - Drain Valve Heater:Diagram1-Combination3
L9 - Drain Valve Heater:Diagram1-Combination4
L9 - Driver Controlled Locking Differential - FR and RR Axles
(Meritor w/ two sw):Diagram1
L9 - Driver Controlled Locking Differential - FR & RR Axle (Dana
w/ one switch):Diagram1
L9 - Driver Controlled Locking Differential - FR & RR Axle
(Meritor w/ one sw):Diagram1
L9 - Driver Controlled Locking Differential - RR Axle (Dana w/
one sw):Diagram1
L9 - Driver Controlled Locking Differential - RR Axle (Meritor w/
one sw):Diagram1
L9 - Fuel Heater (Vehicle Powered)(Davco):Diagram1-
Combination1
L9 - Fuel Heater (Vehicle Powered)(Davco):Diagram1-
Combination2
L9 - Fuel Heater (Vehicle Powered)(Davco):Diagram1-
Combination3
L9 - Fuel Heater (Vehicle Powered)(Davco):Diagram1-
Combination4
L9 - Fuel Heater (Vehicle Powered)(Davco):Diagram1-
Combination5
L9 - Fuel Heater (Vehicle Powered)(Davco):Diagram1-
Combination6

L9 - Fuel Heater (Vehicle Powered)(Davco):Diagram1-Combination7
L9 - Fuel Heater (Vehicle Powered)(Racor):Diagram1-Combination1
L9 - Fuel Heater (Vehicle Powered)(Racor):Diagram1-Combination2
L9 - Fuel Heater (Vehicle Powered)(Racor):Diagram1-Combination3
L9 - Fuel Heater (Vehicle Powered)(Racor):Diagram1-Combination4
L9 - License Plate Light (LED BOX LAMP Daisy Chain Tail Light):Diagram1
L9 - License Plate Light (LED BOX LAMP Tail Light):Diagram1
L9 - License Plate Light (Tail Light Single Assy):Diagram1
L9 - License Plate Light (Tail Light Single Assy) Option2:Diagram1
L9 - License Plate Light (Tail Light Single Assy) Option3:Diagram1
L9 - License Plate Light (Tail Light Single Assy) W/Less Power Module:Diagram1
L9 - Power Lift Gate:Diagram1
L9 - Rear Light (LED BOX LAMP Tail Light):Diagram1
L9 - Rear Light (Tail Light):Diagram1
L9 - Rear Light (Tail Light) W/Daisy Chain pair of Box Lamps:Diagram1
L9 - Rear Lights Stop (Daisy Chain):Diagram1
L9 - Rear Lights Stop - Dual Assembly:Diagram1
L9 - Rear Lights Stop - Single Assembly:Diagram1
L9 - Rear Suspension Pressure Monitoring (Auxiliary Gauge):Diagram1-Combination1
L9 - Rear Suspension Pressure Monitoring (Auxiliary Gauge):Diagram1-Combination2
L9 - Rear Suspension Pressure Monitoring (Virtual Gauge):Diagram1-Combination1
L9 - Rear Suspension Pressure Monitoring (Virtual Gauge):Diagram1-Combination2
L9 - Remote Start/Stop:Diagram1
L9 - Remote Start/Stop w/ Emergency Pump:Diagram1
L9 - RIGHTSIDE AIR DRYER:Diagram1-Combination1
L9 - RIGHTSIDE AIR DRYER:Diagram1-Combination2
L9 - RIGHTSIDE AIR DRYER:Diagram1-Combination3
L9 - RIGHTSIDE AIR DRYER:Diagram1-Combination4
L9 - RIGHTSIDE AIR DRYER:Diagram1-Combination5
L9 - RIGHTSIDE AIR DRYER:Diagram1-Combination6

L9 - RIGHTSIDE AIR DRYER:Diagram1-Combination7
 L9 - Stability Control (Bendix Straight Truck J1939 Driven Lamp):Diagram1
 L9 - TEM _Electric Trailer Brake Controller Activated Stop LT:Diagram1
 L9 - Traction Control Bendix:Diagram1
 L9 - Trailer Interface (Lighting) – BLUNT CUT (Part of Electric Trailer Brakes):Diagram1
 L9 - Trailer Interface (Lighting) – BLUNT CUT (Part of Electric Trailer Brakes) Option2:Diagram1
 L9 - WORK LIGHT - 1 BULB:Diagram1-Combination1
 L9 - WORK LIGHT - 1 BULB:Diagram1-Combination2
 L9 - WORK LIGHT With BackUP - 1 BULB - Manual Trans:Diagram1-Combination1
 L9 - WORK LIGHT With BackUP - 1 BULB - Manual Trans:Diagram1-Combination2
 L9 - WORK LIGHT With BackUP - 1 BULB - Manual Trans:Diagram1-Combination3
 L9 - WORK LIGHT With BackUP - 1 BULB - Manual Trans:Diagram1-Combination4
 L9 - WORK LIGHT With BackUP Alarm - 1 BULB:Diagram1-Combination1
 L9 - WORK LIGHT With BackUP Alarm - 1 BULB:Diagram1-Combination2
 L9 - WORK LIGHT With RKE 1 BULB:Diagram1-Combination1
 L9 - WORK LIGHT With RKE 1 BULB:Diagram1-Combination2
 L9 - Work Lights LED With Switch Pack - Day Cab:Diagram1-Combination1
 L9 - Work Lights LED With Switch Pack - Day Cab:Diagram1-Combination2

Mates 1701F

Name	Terminal Part Number	V-Min	Name	Wire Part Number	Wire CSA	Wire Spec	Wire Material description	Wire Color Description	Wire Length	End2 Terminal Part Number	End2 Pin Name	End2 Connector
1	-	-	RK71A	2643690 R1	1.91	14.0	Std. Wall XLPE Primary Cable	ORANGE	4580.0	-	1	9800

Name	Terminal Part Number	V-Min	Name	Wire Part Number	Wire CSA	Wire Spec	Wire Material description	Wire Color Description	Wire Length	End2 Terminal Part Number	End2 Pin Name	End2 Connector
1	-	-	ZC71BK	3510318 R1	1.16	16.0	Thin Wall XLPE Primary Cable	ORANGE	805.0	-	-	-
1	-	-	ZK71BA	3510318 R1	1.16	16.0	Thin Wall XLPE Primary Cable	ORANGE	175.0	-	X	-
1	-	-	SL71A	2643690 R1	1.91	14.0	Std. Wall XLPE Primary Cable	ORANGE	4480.0	-	1	9800
1	-	-	ZC71BA	3510318 R1	1.16	16.0	Thin Wall XLPE Primary Cable	ORANGE	2410.0	-	R2 - 87	1012
1	-	-	ZG71BA	3510318 R1	1.16	16.0	Thin Wall XLPE Primary Cable	ORANGE	630.0	-	X	-
1	-	-	ZA71A	3510318 R1	1.16	16.0	Thin Wall XLPE Primary Cable	ORANGE	805.0	-	-	-
1	-	-	ZE71AD	3510318 R1	1.16	16.0	Thin Wall XLPE Primary Cable	ORANGE	805.0	-	-	-
1	-	-	SL71A	2643690 R1	1.91	14.0	Std. Wall XLPE Primary Cable	ORANGE	4480.0	-	-	-

Name	Terminal Part Number	V-Min	Name	Wire Part Number	Wire CSA	Wire Spec	Wire Material description	Wire Color Description	Wire Length	End2 Terminal Part Number	End2 Pin Name	End2 Connector
1	-	-	ZE71AB	3510318 R1	1.16	16.0	Thin Wall XLPE Primary Cable	ORANGE	805.0	-	-	-
1	-	-	ZK71A	3510318 R1	1.16	16.0	Thin Wall XLPE Primary Cable	ORANGE	630.0	-	X	-
2	-	-	YL56	3510318 R1	1.16	16.0	Thin Wall XLPE Primary Cable	ORANGE	1170.0	-	-	-
2	-	-	YN56A	3510319 R1	1.91	14.0	Thin Wall XLPE Primary Cable	ORANGE	720.0	-	D	J1-1603
2	-	-	YM56A	3510319 R1	1.91	14.0	Thin Wall XLPE Primary Cable	ORANGE	720.0	-	D	J1-1603
2	-	-	SL56	2643690 R1	1.91	14.0	Std. Wall XLPE Primary Cable	ORANGE	4480.0	-	2	9800
3	-	-	YN57A	3510319 R1	1.91	14.0	Thin Wall XLPE Primary Cable	ORANGE	720.0	-	M	J1-1603
3	-	-	YL57	3510318 R1	1.16	16.0	Thin Wall XLPE Primary Cable	ORANGE	1170.0	-	-	-

Name	Terminal Part Number	V-Min	Name	Wire Part Number	Wire CSA	Wire Spec	Wire Material description	Wire Color Description	Wire Length	End2 Terminal Part Number	End2 Pin Name	End2 Connect or
3	-	-	YM57A	3510319 R1	1.91	14.0	Thin Wall XLPE Primary Cable	ORANGE	720.0	-	M	J1-1603
3	-	-	SL57	2643690 R1	1.91	14.0	Std. Wall XLPE Primary Cable	ORANGE	4480.0	-	3	9800
4	-	-	ZQ68A	3510306 R1	1.16	16.0	Thin Wall XLPE Primary Cable	BROWN	1310.0	-	X	-
4	-	-	ZP68A	3510306 R1	1.16	16.0	Thin Wall XLPE Primary Cable	BROWN	840.0	-	X	-
4	-	-	ZN68	3510306 R1	1.16	16.0	Thin Wall XLPE Primary Cable	BROWN	1160.0	-	-	-
5	-	-	NE56T	2643802 R1	4.81	10.0	Std. Wall XLPE Primary Cable	YELLOW 2	2270.0	-	X	-
5	-	-	VG56T	3510339 R1	4.81	10.0	Thin Wall XLPE Primary Cable	YELLOW 2	720.0	-	B	J1-1603
5	-	-	YB67TA	3510323 R1	0.79	18.0	Thin Wall XLPE Primary Cable	PINK	2525.0	-	-	-

Name	Terminal Part Number	V-Min	Name	Wire Part Number	Wire CSA	Wire Spec	Wire Material description	Wire Color Description	Wire Length	End2 Terminal Part Number	End2 Pin Name	End2 Connect or
5	-	-	YT56T	3510318 R1	1.16	16.0	Thin Wall XLPE Primary Cable	ORANGE	805.0	-	-	-
6	-	-	NE57T	2643776 R1	4.81	10.0	Std. Wall XLPE Primary Cable	LIGHT GREEN	2330.0	-	X	-
6	-	-	VG57T	3510303 R1	4.81	10.0	Thin Wall XLPE Primary Cable	LIGHT GREEN	720.0	-	A	J1-1603
6	-	-	YB67U	2643673 R1	0.79	18.0	Std. Wall XLPE Primary Cable	GREY	2475.0	-	3	1942F
7	-	-	NE54T	2643779 R1	4.81	10.0	Std. Wall XLPE Primary Cable	BROWN	2205.0	-	X	-
7	-	-	VG58T	3510308 R1	3.01	12.0	Thin Wall XLPE Primary Cable	BROWN	755.0	-	F	J2-1604
7	-	-	VM58TA	3510308 R1	3.01	12.0	Thin Wall XLPE Primary Cable	BROWN	300.0	-	X	-
7	-	-	VP58T	3510308 R1	3.01	12.0	Thin Wall XLPE Primary Cable	BROWN	300.0	-	X	-

Name	Terminal Part Number	V-Min	Name	Wire Part Number	Wire CSA	Wire Spec	Wire Material description	Wire Color Description	Wire Length	End2 Terminal Part Number	End2 Pin Name	End2 Connector
7	-	-	VL58TA	3510308 R1	3.01	12.0	Thin Wall XLPE Primary Cable	BROWN	300.0	-	X	-
8	-	-	NE68T	2643779 R1	4.81	10.0	Std. Wall XLPE Primary Cable	BROWN	2155.0	-	X	-
8	-	-	VG68T	3510308 R1	3.01	12.0	Thin Wall XLPE Primary Cable	BROWN	755.0	-	D	J2-1604
8	-	-	VR68TA	3510308 R1	3.01	12.0	Thin Wall XLPE Primary Cable	BROWN	270.0	-	PIN1	-
8	-	-	VT68T	3510308 R1	3.01	12.0	Thin Wall XLPE Primary Cable	BROWN	270.0	-	X	-
8	-	-	VP68T	3510308 R1	3.01	12.0	Thin Wall XLPE Primary Cable	BROWN	270.0	-	X	-
8	-	-	VL68TA	3510308 R1	3.01	12.0	Thin Wall XLPE Primary Cable	BROWN	270.0	-	X	-
9	-	-	NE70T	2643698 R1	4.81	10.0	Std. Wall XLPE Primary Cable	RED	2105.0	-	X	-

Name	Terminal Part Number	V-Min	Name	Wire Part Number	Wire CSA	Wire Spec	Wire Material description	Wire Color Description	Wire Length	End2 Terminal Part Number	End2 Pin Name	End2 Connector
9	-	-	TJ70T	3510369 R1	4.81	10.0	Thin Wall XLPE Primary Cable	RED	1120.0	-	X	-
9	-	-	TK70T	3510320 R1	3.01	12.0	Thin Wall XLPE Primary Cable	ORANGE	2315.0	-	R1 - 87	1011
9	-	-	YB67V	2643673 R1	0.79	18.0	Std. Wall XLPE Primary Cable	GREY	2475.0	-	1	1942F
10	-	-	TJ94T	3510357 R1	4.81	10.0	Thin Wall XLPE Primary Cable	DARK BLUE	1300.0	-	C	1923
10	-	-	YB67W	2643673 R1	0.79	18.0	Std. Wall XLPE Primary Cable	GREY	2475.0	-	2	1942F
11	-	-	TH72A	3510320 R1	3.01	12.0	Thin Wall XLPE Primary Cable	ORANGE	2410.0	-	R4 - 87	1012
12	-	-	YX56BB	3510336 R1	1.16	16.0	Thin Wall XLPE Primary Cable	YELLOW 2	1170.0	-	-	-
13	-	-	KA9	3510311 R1	0.79	18.0	Thin Wall XLPE Primary Cable	GREY	770.0	-	X	-

Name	Terminal Part Number	V-Min	Name	Wire Part Number	Wire CSA	Wire Spec	Wire Material description	Wire Color Description	Wire Length	End2 Terminal Part Number	End2 Pin Name	End2 Connector
14	-	-	XE94WL	3510311 R1	0.79	18.0	Thin Wall XLPE Primary Cable	GREY	2620.0	-	11	1421
14	-	-	XB94BM	3510312 R1	1.16	16.0	Thin Wall XLPE Primary Cable	GREY	2550.0	-	5	1400
15	-	-	XE94WM	3510311 R1	0.79	18.0	Thin Wall XLPE Primary Cable	GREY	2620.0	-	14	1421
15	-	-	XB94BN	3510312 R1	1.16	16.0	Thin Wall XLPE Primary Cable	GREY	2550.0	-	4	1400
16	-	-	XE94WW	2643782 R1	1.91	14.0	Std. Wall XLPE Primary Cable	GREY	2620.0	-	8	1421
16	-	-	LG17BA	3510324 R1	1.16	16.0	Thin Wall XLPE Primary Cable	PINK	1960.0	-	-	-
16	-	-	XA94BE	3510312 R1	1.16	16.0	Thin Wall XLPE Primary Cable	GREY	2580.0	-	15	1401
17	-	-	XE94WU	3510313 R1	1.91	14.0	Thin Wall XLPE Primary Cable	GREY	2620.0	-	9	1421

Name	Terminal Part Number	V-Min	Name	Wire Part Number	Wire CSA	Wire Spec	Wire Material description	Wire Color Description	Wire Length	End2 Terminal Part Number	End2 Pin Name	End2 Connector
17	-	-	XA94BD	3510312 R1	1.16	16.0	Thin Wall XLPE Primary Cable	GREY	2580.0	-	18	1401
18	-	-	XE94WN	2643782 R1	1.91	14.0	Std. Wall XLPE Primary Cable	GREY	2620.0	-	5	1421
18	-	-	XA94BH	3510312 R1	1.16	16.0	Thin Wall XLPE Primary Cable	GREY	2550.0	-	10	1400
19	-	-	XE94WR	2643782 R1	1.91	14.0	Std. Wall XLPE Primary Cable	GREY	2620.0	-	2	1421
19	-	-	XA94BF	3510312 R1	1.16	16.0	Thin Wall XLPE Primary Cable	GREY	2550.0	-	11	1400
20	-	-	XA94BL	3510312 R1	1.16	16.0	Thin Wall XLPE Primary Cable	GREY	2580.0	-	10	1401
21	-	-	XA94BJ	3510312 R1	1.16	16.0	Thin Wall XLPE Primary Cable	GREY	2580.0	-	13	1401
22	-	-	XE94WS	3510311 R1	0.79	18.0	Thin Wall XLPE Primary Cable	GREY	2620.0	-	17	1421

Name	Terminal Part Number	V-Min	Name	Wire Part Number	Wire CSA	Wire Spec	Wire Material description	Wire Color Description	Wire Length	End2 Terminal Part Number	End2 Pin Name	End2 Connector
22	-	-	XA94BK	3510312 R1	1.16	16.0	Thin Wall XLPE Primary Cable	GREY	2580.0	-	9	1401
23	-	-	XE94WT	3510311 R1	0.79	18.0	Thin Wall XLPE Primary Cable	GREY	2620.0	-	18	1421
23	-	-	XA94BA	3510312 R1	1.16	16.0	Thin Wall XLPE Primary Cable	GREY	2580.0	-	17	1401
24	-	-	XE94G7	2643689 R1	1.91	14.0	Std. Wall XLPE Primary Cable	WHITE	415.0	-	-	-
24	-	-	XA94BB	3510312 R1	1.16	16.0	Thin Wall XLPE Primary Cable	GREY	2580.0	-	12	1401
24	-	-	XE94G7	2643689 R1	1.91	14.0	Std. Wall XLPE Primary Cable	WHITE	415.0	-	X	-
25	-	-	XE94G6	2643689 R1	1.91	14.0	Std. Wall XLPE Primary Cable	WHITE	415.0	-	-	-
25	-	-	XA94BC	3510312 R1	1.16	16.0	Thin Wall XLPE Primary Cable	GREY	2580.0	-	16	1401

Name	Terminal Part Number	V-Min	Name	Wire Part Number	Wire CSA	Wire Spec	Wire Material description	Wire Color Description	Wire Length	End2 Terminal Part Number	End2 Pin Name	End2 Connector
25	-	-	XE94G6	2643689 R1	1.91	14.0	Std. Wall XLPE Primary Cable	WHITE	415.0	-	X	-
27	-	-	AA36B	3510329 R1	0.79	18.0	Thin Wall XLPE Primary Cable	TAN	1060.0	-	B8	J3-1600
29	-	-	AA36A	3510329 R1	0.79	18.0	Thin Wall XLPE Primary Cable	TAN	1060.0	-	B9	J3-1600
31	-	-	KH39	3510312 R1	1.16	16.0	Thin Wall XLPE Primary Cable	GREY	2525.0	-	-	-
32	-	-	LS59A	3510311 R1	0.79	18.0	Thin Wall XLPE Primary Cable	GREY	1080.0	-	E12	J5-1602
33	-	-	LT59C	3510311 R1	0.79	18.0	Thin Wall XLPE Primary Cable	GREY	745.0	-	F10	J4-1601
34	-	-	LT59D	3510311 R1	0.79	18.0	Thin Wall XLPE Primary Cable	GREY	745.0	-	E12	J4-1601
35	-	-	LU59E	3510311 R1	0.79	18.0	Thin Wall XLPE Primary Cable	GREY	745.0	-	F8	J4-1601

Name	Terminal Part Number	V-Min	Name	Wire Part Number	Wire CSA	Wire Spec	Wire Material description	Wire Color Description	Wire Length	End2 Terminal Part Number	End2 Pin Name	End2 Connector
36	-	-	LY59G	3510311 R1	0.79	18.0	Thin Wall XLPE Primary Cable	GREY	745.0	-	E13	J4-1601
37	-	-	LY59H	3510311 R1	0.79	18.0	Thin Wall XLPE Primary Cable	GREY	745.0	-	F4	J4-1601
38	-	-	LY59J	3510311 R1	0.79	18.0	Thin Wall XLPE Primary Cable	GREY	745.0	-	E9	J4-1601
39	-	-	LY59K	3510311 R1	0.79	18.0	Thin Wall XLPE Primary Cable	GREY	745.0	-	F5	J4-1601
40	-	-	KH39A	3510312 R1	1.16	16.0	Thin Wall XLPE Primary Cable	GREY	2525.0	-	-	-
42	-	-	YX56BC	3510336 R1	1.16	16.0	Thin Wall XLPE Primary Cable	YELLOW 2	805.0	-	-	-
43	-	-	LF104D	3510353 R1	0.79	18.0	Thin Wall XLPE Primary Cable	DARK BLUE	1080.0	-	F8	J5-1602
43	-	-	NN32B	3510329 R1	0.79	18.0	Thin Wall XLPE Primary Cable	TAN	1060.0	-	B10	J3-1600

Name	Terminal Part Number	V-Min	Name	Wire Part Number	Wire CSA	Wire Spec	Wire Material description	Wire Color Description	Wire Length	End2 Terminal Part Number	End2 Pin Name	End2 Connector
44	-	-	NM32A	2643676 R1	0.79	18.0	Std. Wall XLPE Primary Cable	TAN	1060.0	-	B11	J3-1600
44	-	-	LJ104DB	3510354 R1	1.16	16.0	Thin Wall XLPE Primary Cable	DARK BLUE	2410.0	-	R6 - 87	1012
45	-	-	KN49	3510311 R1	0.79	18.0	Thin Wall XLPE Primary Cable	GREY	745.0	-	A3	J7-1607
46	-	-	XG94SL	3510311 R1	0.79	18.0	Thin Wall XLPE Primary Cable	GREY	2650.0	-	6	1403
46	-	-	LX59M	3510311 R1	0.79	18.0	Thin Wall XLPE Primary Cable	GREY	745.0	-	F6	J4-1601
47	-	-	XG94SM	2643680 R1	1.16	16.0	Std. Wall XLPE Primary Cable	GREY	2650.0	-	9	1403
47	-	-	LW59N	3510311 R1	0.79	18.0	Thin Wall XLPE Primary Cable	GREY	745.0	-	F7	J4-1601
48	-	-	XG94SN	3510311 R1	0.79	18.0	Thin Wall XLPE Primary Cable	GREY	2650.0	-	12	1403

Name	Terminal Part Number	V-Min	Name	Wire Part Number	Wire CSA	Wire Spec	Wire Material description	Wire Color Description	Wire Length	End2 Terminal Part Number	End2 Pin Name	End2 Connector
48	-	-	LX59P	3510311 R1	0.79	18.0	Thin Wall XLPE Primary Cable	GREY	745.0	-	F2	J4-1601
49	-	-	XL94SJ	2643680 R1	1.16	16.0	Std. Wall XLPE Primary Cable	GREY	2520.0	-	5	1402
49	-	-	LW59Q	3510311 R1	0.79	18.0	Thin Wall XLPE Primary Cable	GREY	745.0	-	F3	J4-1601
50	-	-	KN49A	3510311 R1	0.79	18.0	Thin Wall XLPE Primary Cable	GREY	745.0	-	A4	J7-1607
51	-	-	HN20	3510300 R1	1.16	16.0	Thin Wall XLPE Primary Cable	LIGHT GREEN	2305.0	-	-	-
51	-	-	RA20	2643678 R1	1.16	16.0	Std. Wall XLPE Primary Cable	LIGHT GREEN	3860.0	-	6	N02_4410D
51	-	-	NT20	2643678 R1	1.16	16.0	Std. Wall XLPE Primary Cable	LIGHT GREEN	4505.0	-	6	4410H
51	-	-	ZE20	2643678 R1	1.16	16.0	Std. Wall XLPE Primary Cable	LIGHT GREEN	4630.0	-	6	N02_4411M4

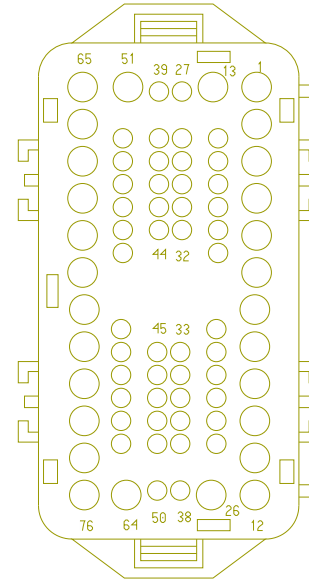
Name	Terminal Part Number	V-Min	Name	Wire Part Number	Wire CSA	Wire Spec	Wire Material description	Wire Color Description	Wire Length	End2 Terminal Part Number	End2 Pin Name	End2 Connector
51	-	-	RA20	2643678 R1	1.16	16.0	Std. Wall XLPE Primary Cable	LIGHT GREEN	3860.0	-	6	4410D
51	-	-	RA20	2643678 R1	1.16	16.0	Std. Wall XLPE Primary Cable	LIGHT GREEN	3860.0	-	6	4410F
51	-	-	ZE20	2643678 R1	1.16	16.0	Std. Wall XLPE Primary Cable	LIGHT GREEN	4630.0	-	6	4410F
51	-	-	HN20	3510300 R1	1.16	16.0	Thin Wall XLPE Primary Cable	LIGHT GREEN	2305.0	-	51	1701F
52	-	-	WIRE722 864	-	0.0	-	-	-	0.0	-	-	-
53	-	-	WIRE722 866	-	0.0	-	-	-	0.0	-	-	-
54	-	-	XL94SA	3510310 R1	0.53	20.0	Thin Wall XLPE Primary Cable	GREY	1405.0	-	-	-
54	-	-	WIRE239 184	-	0.0	-	-	-	0.0	-	C	1410
55	-	-	ME61B	3510311 R1	0.79	18.0	Thin Wall XLPE Primary Cable	GREY	1080.0	-	F7	J5-1602
55	-	-	XL94SC	3510310 R1	0.53	20.0	Thin Wall XLPE Primary Cable	GREY	1405.0	-	-	-

Name	Terminal Part Number	V-Min	Name	Wire Part Number	Wire CSA	Wire Spec	Wire Material description	Wire Color Description	Wire Length	End2 Terminal Part Number	End2 Pin Name	End2 Connector
55	-	-	WIRE239185	-	0.0	-	-	-	0.0	-	F	1410
56	-	-	ME106B	3510311R1	0.79	18.0	Thin Wall XLPE Primary Cable	GREY	1080.0	-	E8	J5-1602
56	-	-	WIRE239186	-	0.0	-	-	-	0.0	-	J	1410
57	-	-	ME110B	3510311R1	0.79	18.0	Thin Wall XLPE Primary Cable	GREY	990.0	-	-	-
57	-	-	WIRE239187	-	0.0	-	-	-	0.0	-	M	1410
60	-	-	XK94SZC	3510311R1	0.79	18.0	Thin Wall XLPE Primary Cable	GREY	2460.0	-	X	-
61	-	-	XK94SVC	3510311R1	0.79	18.0	Thin Wall XLPE Primary Cable	GREY	2440.0	-	X	-
62	-	-	XK94SH	3510311R1	0.79	18.0	Thin Wall XLPE Primary Cable	GREY	2650.0	-	3	1403
63	-	-	YV57BB	3510330R1	1.16	16.0	Thin Wall XLPE Primary Cable	TAN	1170.0	-	-	-
63	-	-	YX57BB	3510300R1	1.16	16.0	Thin Wall XLPE Primary Cable	LIGHT GREEN	1170.0	-	-	-

Name	Terminal Part Number	V-Min	Name	Wire Part Number	Wire CSA	Wire Spec	Wire Material description	Wire Color Description	Wire Length	End2 Terminal Part Number	End2 Pin Name	End2 Connector
64	-	-	YX57BC	3510300 R1	1.16	16.0	Thin Wall XLPE Primary Cable	LIGHT GREEN	805.0	-	-	-
66	-	-	KP112	3510312 R1	1.16	16.0	Thin Wall XLPE Primary Cable	GREY	720.0	-	J	J1-1603
67	-	-	KM18D	3510312 R1	1.16	16.0	Thin Wall XLPE Primary Cable	GREY	1180.0	-	X	-
67	-	-	KK18B	3510312 R1	1.16	16.0	Thin Wall XLPE Primary Cable	GREY	1180.0	-	X	-
68	-	-	ZT65	3510318 R1	1.16	16.0	Thin Wall XLPE Primary Cable	ORANGE	720.0	-	A	J1-1603
68	-	-	ZT65	3510318 R1	1.16	16.0	Thin Wall XLPE Primary Cable	ORANGE	720.0	-	G	J1-1603
69	-	-	XM94SK	3510311 R1	0.79	18.0	Thin Wall XLPE Primary Cable	GREY	2520.0	-	3	1402
71	-	-	VL68TB	3510308 R1	3.01	12.0	Thin Wall XLPE Primary Cable	BROWN	270.0	-	X	-


Name	Terminal Part Number	V-Min	Name	Wire Part Number	Wire CSA	Wire Spec	Wire Material description	Wire Color Description	Wire Length	End2 Terminal Part Number	End2 Pin Name	End2 Connect or
71	-	-	VP68BB	3510308 R1	3.01	12.0	Thin Wall XLPE Primary Cable	BROWN	270.0	-	X	-
72	-	-	VQ70TB	3510320 R1	3.01	12.0	Thin Wall XLPE Primary Cable	ORANGE	1000.0	-	X	-
72	-	-	VS70TA	3510320 R1	3.01	12.0	Thin Wall XLPE Primary Cable	ORANGE	2410.0	-	R5 - 87	1012
72	-	-	VL70TA	3510320 R1	3.01	12.0	Thin Wall XLPE Primary Cable	ORANGE	2410.0	-	R5 - 87	1012
73	-	-	ZG71BB	3510318 R1	1.16	16.0	Thin Wall XLPE Primary Cable	ORANGE	630.0	-	X	-
74	-	-	VL58TB	3510308 R1	3.01	12.0	Thin Wall XLPE Primary Cable	BROWN	300.0	-	X	-
74	-	-	VP58BB	3510308 R1	3.01	12.0	Thin Wall XLPE Primary Cable	BROWN	300.0	-	X	-

Connector Name 1701
 Part Number 3595623C1
 Short Description CENTER CHASSIS
 Instances B6.7 - Rear Light (Tail Light):Diagram1
 Mates 1701F



Name	Terminal Part Number	V-Min	Name	Wire Part Number	Wire CSA	Wire Spec	Wire Material description	Wire Color Description	Wire Length	End2 Terminal Part Number	End2 Pin Name	End2 Connector
4	-	-	ZQ68A	3510306 R1	1.16	16.0	Thin Wall XLPE Primary Cable	BROWN	1310.0	-	X	-
4	-	-	ZP68A	3510306 R1	1.16	16.0	Thin Wall XLPE Primary Cable	BROWN	840.0	-	X	-
4	-	-	ZN68	3510306 R1	1.16	16.0	Thin Wall XLPE Primary Cable	BROWN	1160.0	-	-	-

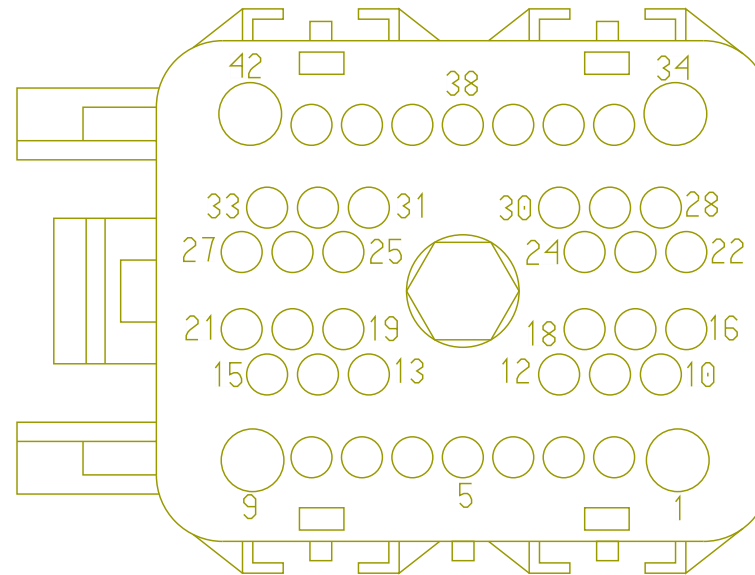
Connector Name 1702
 Part Number RING-E-1-2_0
 Instances L9 - Cranking (Starter) GEN4 BODY CONTROL MODULE W/O
 Thermal Overcrank:Diagram1
 Mates MOT-STARTER-5024-01-04



Name	Terminal Part Number	V-Min	Name	Wire Part Number	Wire CSA	Wire Spec	Wire Material description	Wire Color Description	Wire Length	End2 Terminal Part Number	End2 Pin Name	End2 Connector
A	-	-	14	2645953 R1	18.94	4.0	SGX NFLEX 125	RED	3700.0	-	1	S97_9251
A	-	-	WB2-FLA	3961608 R1	7.48	8.0	FUSEABLE LINK	LIGHT BLUE	190.0	-	X	-
A	-	-	WB2-FLB	3961608 R1	7.48	8.0	FUSEABLE LINK	LIGHT BLUE	190.0	-	X	-

Connector Name 1702
 Part Number 3595620C1
 Short Description IP/ENGINE
 Instances

- B6.7 - Back-Up Alarm (Manual) W/ Tailboard:Diagram1
- B6.7 - Back-Up Alarm (Manual) W/O Tailboard:Diagram1
- B6.7 - Backup Light (Dual Daisy Reverse LT) Allison/ZF Trans 1K/2K:Diagram1-Combination1
- B6.7 - Backup Light (Dual Daisy Reverse LT) Allison/ZF Trans 1K/2K:Diagram1-Combination2
- B6.7 - Backup Light (Dual Daisy Reverse LT) Allison/ZF Trans 3K/4K:Diagram1-Combination1
- B6.7 - Backup Light (Dual Daisy Reverse LT) Allison/ZF Trans 3K/4K:Diagram1-Combination2
- B6.7 - Backup Light (Dual Reverse Light) Allison/ZF Trans 1K/2K:Diagram1-Combination1
- B6.7 - Backup Light (Dual Reverse Light) Allison/ZF Trans 1K/2K:Diagram1-Combination2
- B6.7 - Backup Light (Dual Reverse Light) Allison/ZF Trans 3K/4K:Diagram1-Combination1
- B6.7 - Backup Light (Dual Reverse Light) Allison/ZF Trans 3K/4K:Diagram1-Combination2
- B6.7 - Backup Light (Single Reverse Light) Allison 1K/2K:Diagram1-Combination1
- B6.7 - Backup Light (Single Reverse Light) Allison 1K/2K:Diagram1-Combination2
- B6.7 - Backup Light (Single Reverse Light) Allison 3K/4K:Diagram1-Combination1
- B6.7 - Backup Light (Single Reverse Light) Allison 3K/4K:Diagram1-Combination2
- B6.7 - Backup Light Single Reverse Light Allison 1K/2K:Diagram1-Combination1
- B6.7 - Backup Light Single Reverse Light Allison 1K/2K:Diagram1-Combination2
- B6.7 - Backup Light Single Reverse Light Allison 3K/4K:Diagram1-Combination1
- B6.7 - Backup Light Single Reverse Light Allison 3K/4K:Diagram1-Combination2
- B6.7 - Backup Light(Single Reverse Light) Allison 1K/2K:Diagram1-Combination1
- B6.7 - Backup Light(Single Reverse Light) Allison 1K/2K:Diagram1-Combination2
- B6.7 - Backup Light(Single Reverse Light) Allison 3K/4K:Diagram1-Combination1



B6.7 - Backup Light(Single Reverse Light) Allison
3K/4K:Diagram1-Combination2
B6.7 - Backup Lights (Dual Daisy Reverse) Eaton/Manual
Trans:Diagram1
B6.7 - Backup Lights (Dual Reverse Light) Eaton/Manual
Trans:Diagram1
B6.7 - Backup Lights (Reverse Lights) - Dual Lights with
Procision:Diagram1
B6.7 - Backup Lights (Reverse Lights) - Procision Daisy
Chain:Diagram1
B6.7 - Backup Lights (Reverse Lights) - Procision with Tailboard
Lights:Diagram1
B6.7 - Backup Lights (Single Reverse Lights) Eaton/Manual
Trans:Diagram1
B6.7 - CAN Layout:Powertrain Standard J1939 (500Kbps)
B6.7 - Cranking (Starter) GEN4 BODY CONTROL MODULE W/
O Thermal Overcrank:Diagram1-Combination1
B6.7 - Cranking (Starter) GEN4 BODY CONTROL MODULE W/
O Thermal Overcrank:Diagram1-Combination3
B6.7 - Cranking (Starter) GEN4 BODY CONTROL MODULE W/
O Thermal Overcrank:Diagram1-Combination4
B6.7 - Cranking (Starter) GEN4 BODY CONTROL MODULE W/
O Thermal Overcrank:Diagram1-Combination5
B6.7 - Engine (Control) Cummins:Connector 6000
B6.7 - Heating Ventilation & Air Conditioning (HVAC) Auto Temp
Control:Diagram1 - HVAC
B6.7 - Heating Ventilation & Air Conditioning (HVAC)
Manual:Diagram1
B6.7 - Range Inhibit (sixth gear inhibit switch):Diagram1-
Combination1
B6.7 - Range Inhibit (sixth gear inhibit switch):Diagram1-
Combination2
B6.7 - Starter Interlock (BCM LSD Controlled w/ Relay & N/ Auto
SS) EATON XMSN:Diagram1
B6.7 - Starter Interlock (BCM LSD Controlled w/ Relay) Eaton
Procision:Diagram1
B6.7 - Starter Interlocks (BCM Controlled with Input from Allison
1K/2K TCM):Diagram1-Combination1
B6.7 - Starter Interlocks (BCM Controlled with Input from Allison
1K/2K TCM):Diagram1-Combination2
B6.7 - Starter Interlocks (BCM Controlled with Input from Allison
3K/4K TCM):Diagram1-Combination1
B6.7 - Starter Interlocks (BCM Controlled with Input from Allison
3K/4K TCM):Diagram1-Combination2

B6.7 - Transmission (Allison 1K/2K):Diagram1
B6.7 - Transmission (Fuller Advantage):Diagram1
B6.7 - Transmission Power Take Off (Auto Trans Single PTO w/21 Parameters):Diagram1
B6.7 - Transmission Power Take Off (Auto Trans with Lectradrive):Diagram1
B6.7 - Transmission Power Take Off (Lectrashift PTO with Manual Trans):Diagram1
B6.7 - Transmission Power Take Off (Manual Trans Single PTO w/ 21 Parameters):Diagram1
B6.7 - Transmission Power Take Off (Single Input configurable pull up or pull down):Diagram1
B6.7 - Transmission Shifter (Eaton Procision):Diagram1
B6.7 - Transmission Shifter (Stalk Shifter Allison):Diagram1-Combination1
B6.7 - Transmission Shifter (Stalk Shifter Allison):Diagram1-Combination2
B6.7 - Two Speed Axle (AirShift on Shifter):Diagram1
B6.7 - Vehicle Acceleration (w/ Two PWR Two GND & Two STS):Diagram1
B6.7 - WORK LIGHT With BackUP 1 BULB - Manual Trans:Diagram1-Combination1
B6.7 - WORK LIGHT With BackUP 1 BULB - Manual Trans:Diagram1-Combination2
L9 - Allison without Switch and with Confirmation Telltale:Diagram1-Combination1
L9 - Allison without Switch and with Confirmation Telltale:Diagram1-Combination2
L9 - Back-Up Alarm (Manual) W/ Tailboard:Diagram1-Combination1
L9 - Back-Up Alarm (Manual) W/ Tailboard:Diagram1-Combination2
L9 - Back-Up Alarm (Manual) W/O Tailboard:Diagram1-Combination1
L9 - Back-Up Alarm (Manual) W/O Tailboard:Diagram1-Combination2
L9 - Backup Light (Dual Daisy Reverse) Allison/ZF Trans 3K/4K:Diagram1-Combination1
L9 - Backup Light (Dual Daisy Reverse) Allison/ZF Trans 3K/4K:Diagram1-Combination2
L9 - Backup Light (Dual Reverse Light) Allison/ZF Trans 3K/4K:Diagram1-Combination1
L9 - Backup Light (Dual Reverse Light) Allison/ZF Trans 3K/4K:Diagram1-Combination2

L9 - Backup Light (Single Reverse Light) - Allison
3K/4K:Diagram1-Combination1
L9 - Backup Light (Single Reverse Light) - Allison
3K/4K:Diagram1-Combination2
L9 - Backup Light (Single Reverse Light) Allison
3K/4K:Diagram1-Combination1
L9 - Backup Light (Single Reverse Light) Allison
3K/4K:Diagram1-Combination2
L9 - Backup Light - (Single Reverse Light) Allison
3K/4K:Diagram1-Combination1
L9 - Backup Light - (Single Reverse Light) Allison
3K/4K:Diagram1-Combination2
L9 - Backup Lights (Dual Daisy Reverse) Eaton/Manual
Trans:Diagram1-Combination1
L9 - Backup Lights (Dual Daisy Reverse) Eaton/Manual
Trans:Diagram1-Combination2
L9 - Backup Lights (Dual Reverse Light) Eaton/Manual
Trans:Diagram1-Combination1
L9 - Backup Lights (Dual Reverse Light) Eaton/Manual
Trans:Diagram1-Combination2
L9 - Backup Lights (Single Reverse Lights) Eaton/Manual
Trans:Diagram1-Combination1
L9 - Backup Lights (Single Reverse Lights) Eaton/Manual
Trans:Diagram1-Combination2
L9 - Body Builder Lighting - Combined Turn and Stop Lamps
(Manual) Option2:Diagram1-Combination1
L9 - Body Builder Lighting - Combined Turn and Stop Lamps
(Manual) Option2:Diagram1-Combination2
L9 - Body Builder Lighting - Combined Turn and Stop Lamps
(Manual) Option2:Diagram1-Combination3
L9 - Body Builder Lighting - Combined Turn and Stop Lamps
(Manual) Option2:Diagram1-Combination4
L9 - CAN Layout:Powertrain Standard J1939 (500Kbps)
L9 - Cranking (Starter) GEN4 BODY CONTROL MODULE W/
Thermal Overcrank - External Switch:Diagram1
L9 - Cranking (Starter) GEN4 BODY CONTROL MODULE W/O
Thermal Overcrank:Diagram1
L9 - Engine (Control) Cummins:Connector 6000
L9 - Heating Ventilation & Air Conditioning (HVAC) Auto Temp
Control:Diagram1 - HVAC
L9 - Heating Ventilation & Air Conditioning (HVAC)
Manual:Diagram1
L9 - Starter Interlock (BCM LSD Controlled w/ Relay & N/ Auto
SS) EATON XMSN:Diagram1

L9 - Starter Interlocks (BCM Controlled with Input from Allison 3K/4K TCM):Diagram1-Combination1
 L9 - Starter Interlocks (BCM Controlled with Input from Allison 3K/4K TCM):Diagram1-Combination2
 L9 - Transmission (Fuller Advantage):Diagram1
 L9 - Transmission Oil Temperature - Manual Trans:Diagram1
 L9 - Transmission Oil Temperature - Manual Trans w/Aux Gauge:Diagram1
 L9 - Transmission Power Take Off (Auto Trans Single PTO w/21 Parameters):Diagram1
 L9 - Transmission Power Take Off (Auto Trans with Lectradrive):Diagram1
 L9 - Transmission Power Take Off (Lectrashift PTO with Manual Trans):Diagram1
 L9 - Transmission Power Take Off (Manual Trans Single PTO w/ 21 Parameters):Diagram1
 L9 - Transmission Power Take Off (Single Input configurable pull up or pull down):Diagram1
 L9 - Transmission Shifter (Stalk Shifter Allison):Diagram1-Combination1
 L9 - Transmission Shifter (Stalk Shifter Allison):Diagram1-Combination2
 L9 - Two Speed Axle (AirShift on Shifter):Diagram1
 L9 - Vehicle Acceleration (w/ Two PWR Two GND & Two STS):Diagram1
 L9 - WORK LIGHT With BackUP - 1 BULB - Manual Trans:Diagram1-Combination1
 L9 - WORK LIGHT With BackUP - 1 BULB - Manual Trans:Diagram1-Combination2
 L9 - WORK LIGHT With BackUP - 1 BULB - Manual Trans:Diagram1-Combination3
 L9 - WORK LIGHT With BackUP - 1 BULB - Manual Trans:Diagram1-Combination4

Mates

1702

Name	Terminal Part Number	V-Min	Name	Wire Part Number	Wire CSA	Wire Spec	Wire Material description	Wire Color Description	Wire Length	End2 Terminal Part Number	End2 Pin Name	End2 Connector
1	-	-	ZJ92#165	3510329 R1	0.79	18.0	Thin Wall XLPE Primary Cable	TAN	1960.0	-	45	1703F

Name	Terminal Part Number	V-Min	Name	Wire Part Number	Wire CSA	Wire Spec	Wire Material description	Wire Color Description	Wire Length	End2 Terminal Part Number	End2 Pin Name	End2 Connector
1	-	-	UK92A	3510329 R1	0.79	18.0	Thin Wall XLPE Primary Cable	TAN	1960.0	-	22	1703M
2	-	-	KA146-G	3510312 R1	1.16	16.0	Thin Wall XLPE Primary Cable	GREY	920.0	-	-	-
2	-	-	KA146	3510312 R1	1.16	16.0	Thin Wall XLPE Primary Cable	GREY	575.0	-	-	-
2	-	-	TC9E	3510311 R1	0.79	18.0	Thin Wall XLPE Primary Cable	GREY	1635.0	-	X	-
3	-	-	SA6DBJ	3510310 R1	0.53	20.0	Thin Wall XLPE Primary Cable	GREY	1960.0	-	19	1703F
3	-	-	KK77A	3510299 R1	0.79	18.0	Thin Wall XLPE Primary Cable	LIGHT GREEN	2060.0	-	2	6201
3	-	-	KK77A	3510299 R1	0.79	18.0	Thin Wall XLPE Primary Cable	LIGHT GREEN	2060.0	-	2	K20_620 1A
4	-	-	SA77BJ	3510298 R1	0.53	20.0	Thin Wall XLPE Primary Cable	LIGHT GREEN	1960.0	-	20	1703F

Name	Terminal Part Number	V-Min	Name	Wire Part Number	Wire CSA	Wire Spec	Wire Material description	Wire Color Description	Wire Length	End2 Terminal Part Number	End2 Pin Name	End2 Connector
4	-	-	KK77B	3510299 R1	0.79	18.0	Thin Wall XLPE Primary Cable	LIGHT GREEN	2060.0	-	3	6201
4	-	-	KK77B	3510299 R1	0.79	18.0	Thin Wall XLPE Primary Cable	LIGHT GREEN	2060.0	-	3	K20_6201A
6	-	-	KH71	3510318 R1	1.16	16.0	Thin Wall XLPE Primary Cable	ORANGE	2310.0	-	A	7500W
6	-	-	MJ71A	2645921 R1	0.79	18.0	TXL 150C	ORANGE	1600.0	-	A	7500W
6	-	-	MJ71A	2645921 R1	0.79	18.0	TXL 150C	ORANGE	1600.0	-	A	7500M
7	-	-	ZJ92#165	3510329 R1	0.79	18.0	Thin Wall XLPE Primary Cable	TAN	1960.0	-	45	1703F
7	-	-	ZL71AA	3510329 R1	0.79	18.0	Thin Wall XLPE Primary Cable	TAN	1960.0	-	45	1703F
7	-	-	PH92#165	3510329 R1	0.79	18.0	Thin Wall XLPE Primary Cable	TAN	2325.0	-	65	7151
7	-	-	SM92#165	3510329 R1	0.79	18.0	Thin Wall XLPE Primary Cable	TAN	2670.0	-	2	1502
7	-	-	MJ71B	2645915 R1	0.79	18.0	TXL 150C	TAN	1600.0	-	B	7500M

Name	Terminal Part Number	V-Min	Name	Wire Part Number	Wire CSA	Wire Spec	Wire Material description	Wire Color Description	Wire Length	End2 Terminal Part Number	End2 Pin Name	End2 Connector
7	-	-	KH71A	3510318 R1	1.16	16.0	Thin Wall XLPE Primary Cable	ORANGE	2310.0	-	B	7500W
7	-	-	MJ71B	2645915 R1	0.79	18.0	TXL 150C	TAN	1600.0	-	2	K22_7500M
7	-	-	KH71A	3510318 R1	1.16	16.0	Thin Wall XLPE Primary Cable	ORANGE	2310.0	-	2	K22_7500W
7	-	-	MJ71B	2645915 R1	0.79	18.0	TXL 150C	TAN	1600.0	-	B	7500W
7	-	-	PM92#165	3510329 R1	0.79	18.0	Thin Wall XLPE Primary Cable	TAN	2390.0	-	65	K22_7500
7	-	-	ZJ92#165	3510329 R1	0.79	18.0	Thin Wall XLPE Primary Cable	TAN	1960.0	-	-	-
7	-	-	PM92#165	3510329 R1	0.79	18.0	Thin Wall XLPE Primary Cable	TAN	2390.0	-	65	K18_7500
7	-	-	ZC92#165	3510329 R1	0.79	18.0	Thin Wall XLPE Primary Cable	TAN	1960.0	-	45	1703F
7	-	-	MJ71B	2645915 R1	0.79	18.0	TXL 150C	TAN	1600.0	-	2	K18_7500M
7	-	-	ZC92#165	3510329 R1	0.79	18.0	Thin Wall XLPE Primary Cable	TAN	1960.0	-	-	-

Name	Terminal Part Number	V-Min	Name	Wire Part Number	Wire CSA	Wire Spec	Wire Material description	Wire Color Description	Wire Length	End2 Terminal Part Number	End2 Pin Name	End2 Connector
7	-	-	PD92K	3510329 R1	0.79	18.0	Thin Wall XLPE Primary Cable	TAN	1700.0	-	1	K18_7106
8	-	-	ND13D	2643691 R1	1.91	14.0	Std. Wall XLPE Primary Cable	PINK	2000.0	-	35	K18_7909
8	-	-	KH13A	2643691 R1	1.91	14.0	Std. Wall XLPE Primary Cable	PINK	2755.0	-	35	K22_7105
8	-	-	FD92#16 3A	3510330 R1	1.16	16.0	Thin Wall XLPE Primary Cable	TAN	0.0	-	42	1703F
9	-	-	ZL71BB	3510359 R1	0.79	18.0	Thin Wall XLPE Primary Cable	WHITE	1960.0	-	1	1703F
9	-	-	PZ92B	3510329 R1	0.79	18.0	Thin Wall XLPE Primary Cable	TAN	1250.0	-	X	-
9	-	-	RB92	3510329 R1	0.79	18.0	Thin Wall XLPE Primary Cable	TAN	1700.0	-	5	K18_7106
10	-	-	SA77J	2643678 R1	1.16	16.0	Std. Wall XLPE Primary Cable	LIGHT GREEN	1960.0	-	65	1703F

Name	Terminal Part Number	V-Min	Name	Wire Part Number	Wire CSA	Wire Spec	Wire Material description	Wire Color Description	Wire Length	End2 Terminal Part Number	End2 Pin Name	End2 Connect or
10	-	-	KK77	3510299 R1	0.79	18.0	Thin Wall XLPE Primary Cable	LIGHT GREEN	1860.0	-	B	6200
10	-	-	KK77	3510299 R1	0.79	18.0	Thin Wall XLPE Primary Cable	LIGHT GREEN	1860.0	-	B	K20_6200
11	-	-	WIRE735 175	-	0.0	-	-	-	0.0	-	PIN1	-
11	-	-	WIRE725 661	-	0.0	-	-	-	0.0	-	X	-
12	-	-	UG92#161	3510329 R1	0.79	18.0	Thin Wall XLPE Primary Cable	TAN	1960.0	-	56	1703M
13	-	-	CA31B	2645915 R1	0.79	18.0	TXL 150C	TAN	2580.0	-	1	K22_770 OM
14	-	-	MA88	2643687 R1	1.91	14.0	Std. Wall XLPE Primary Cable	LIGHT GREEN	2100.0	-	A	K18_7800
14	-	-	MA88	2643687 R1	1.91	14.0	Std. Wall XLPE Primary Cable	LIGHT GREEN	2100.0	-	A	K22_7800
16	-	-	GA17	2643752 R1	1.16	16.0	Std. Wall XLPE Primary Cable	PINK	1440.0	-	B	6316M
16	-	-	GB17A	3510324 R1	1.16	16.0	Thin Wall XLPE Primary Cable	PINK	1220.0	-	A	6306

Name	Terminal Part Number	V-Min	Name	Wire Part Number	Wire CSA	Wire Spec	Wire Material description	Wire Color Description	Wire Length	End2 Terminal Part Number	End2 Pin Name	End2 Connector
16	-	-	LG17BA	3510324 R1	1.16	16.0	Thin Wall XLPE Primary Cable	PINK	1960.0	-	29	1703F
17	-	-	WIRE735 165	-	0.0	-	-	-	0.0	-	PIN1	-
17	-	-	WIRE725 662	-	0.0	-	-	-	0.0	-	X	-
19	-	-	UD92-GCJ	3510359 R1	0.79	18.0	Thin Wall XLPE Primary Cable	WHITE	1960.0	-	21	1703F
19	-	-	PM92#134	3510335 R1	0.79	18.0	Thin Wall XLPE Primary Cable	YELLOW 2	2390.0	-	34	K22_7500
19	-	-	SM92#134	3510335 R1	0.79	18.0	Thin Wall XLPE Primary Cable	YELLOW 2	2670.0	-	11	1501
19	-	-	PM92#134	3510335 R1	0.79	18.0	Thin Wall XLPE Primary Cable	YELLOW 2	2390.0	-	34	7151
19	-	-	KH17-GC	3510359 R1	0.79	18.0	Thin Wall XLPE Primary Cable	WHITE	2755.0	-	4	7105A
20	-	-	UD92BJ	3510329 R1	0.79	18.0	Thin Wall XLPE Primary Cable	TAN	1960.0	-	28	1703F

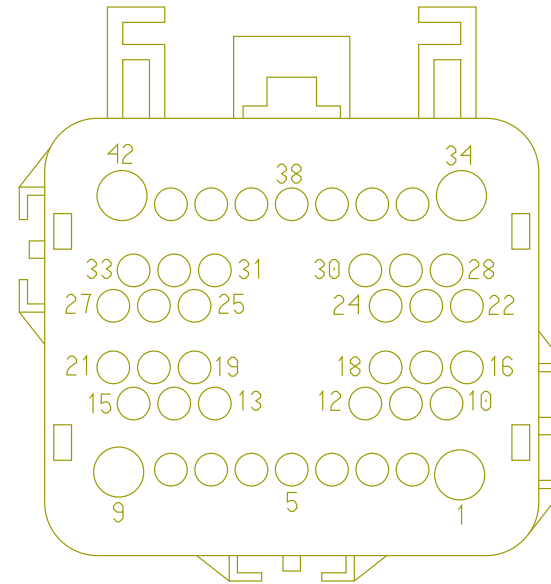
Name	Terminal Part Number	V-Min	Name	Wire Part Number	Wire CSA	Wire Spec	Wire Material description	Wire Color Description	Wire Length	End2 Terminal Part Number	End2 Pin Name	End2 Connector
20	-	-	UB92#141	3510329 R1	0.79	18.0	Thin Wall XLPE Primary Cable	TAN	1960.0	-	28	1703M
20	-	-	SY92A141	3510329 R1	0.79	18.0	Thin Wall XLPE Primary Cable	TAN	2670.0	-	12	1501
20	-	-	RL92A141	3510329 R1	0.79	18.0	Thin Wall XLPE Primary Cable	TAN	2820.0	-	41	7500
20	-	-	KH17B	3510323 R1	0.79	18.0	Thin Wall XLPE Primary Cable	PINK	2755.0	-	32	7105A
21	-	-	SR92D103	3510335 R1	0.79	18.0	Thin Wall XLPE Primary Cable	YELLOW 2	670.0	-	X	-
21	-	-	PR92D103	3510335 R1	0.79	18.0	Thin Wall XLPE Primary Cable	YELLOW 2	1035.0	-	X	-
21	-	-	LA17C	3510324 R1	1.16	16.0	Thin Wall XLPE Primary Cable	PINK	315.0	-	X	-
21	-	-	KH17C	3510323 R1	0.79	18.0	Thin Wall XLPE Primary Cable	PINK	2755.0	-	26	7105A

Name	Terminal Part Number	V-Min	Name	Wire Part Number	Wire CSA	Wire Spec	Wire Material description	Wire Color Description	Wire Length	End2 Terminal Part Number	End2 Pin Name	End2 Connector
22	-	-	VJ97C	3510346 R1	0.53	20.0	Thin Wall XLPE Primary Cable	VIOLET	1170.0	-	9	6000 (J2)
23	-	-	VJ97B	3510346 R1	0.53	20.0	Thin Wall XLPE Primary Cable	VIOLET	1170.0	-	33	6000 (J2)
25	-	-	TM92DL	3510341 R1	0.79	18.0	Thin Wall XLPE Primary Cable	LIGHT BLUE	2935.0	-	X	-
25	-	-	TN92#117	3510341 R1	0.79	18.0	Thin Wall XLPE Primary Cable	LIGHT BLUE	3100.0	-	6	1501
25	-	-	RM92DL	3510341 R1	0.79	18.0	Thin Wall XLPE Primary Cable	LIGHT BLUE	2640.0	-	X	-
25	-	-	RN92#117	3510341 R1	0.79	18.0	Thin Wall XLPE Primary Cable	LIGHT BLUE	2820.0	-	17	7500
28	-	-	VJ99B	3510346 R1	0.53	20.0	Thin Wall XLPE Primary Cable	VIOLET	1170.0	-	10	6000 (J2)
30	-	-	VX6B	3510311 R1	0.79	18.0	Thin Wall XLPE Primary Cable	GREY	800.0	-	X	-

Name	Terminal Part Number	V-Min	Name	Wire Part Number	Wire CSA	Wire Spec	Wire Material description	Wire Color Description	Wire Length	End2 Terminal Part Number	End2 Pin Name	End2 Connector
30	-	-	VY6B	3510329 R1	0.79	18.0	Thin Wall XLPE Primary Cable	TAN	535.0	-	X	-
32	-	-	VJ97N	3510346 R1	0.53	20.0	Thin Wall XLPE Primary Cable	VIOLET	1170.0	-	61	6000 (J2)
33	-	-	VJ97M	3510346 R1	0.53	20.0	Thin Wall XLPE Primary Cable	VIOLET	1170.0	-	64	6000 (J2)
37	-	-	KV13	3510324 R1	1.16	16.0	Thin Wall XLPE Primary Cable	PINK	360.0	-	1	-
39	-	-	ML93	2643676 R1	0.79	18.0	Std. Wall XLPE Primary Cable	TAN	1800.0	-	A	K22_710 3M
39	-	-	ML93	2643676 R1	0.79	18.0	Std. Wall XLPE Primary Cable	TAN	1800.0	-	A	K18_710 3M
42	-	-	RY14LSC	2643787 R1	3.01	12.0	Std. Wall XLPE Primary Cable	WHITE	1550.0	-	C	K22_991 3B
42	-	-	RY14LSC	2643787 R1	3.01	12.0	Std. Wall XLPE Primary Cable	WHITE	1550.0	-	C	K18_991 3B

Connector Name 1702
 Part Number 3595621C1
 Short Description IP / ENGINE INTERCONNECT
 Instances

- B6.7 - Back-Up Alarm (Manual) W/ Tailboard:Diagram1
- B6.7 - Back-Up Alarm (Manual) W/O Tailboard:Diagram1
- B6.7 - Backup Light (Dual Daisy Reverse LT) Allison/ZF Trans 1K/2K:Diagram1-Combination1
- B6.7 - Backup Light (Dual Daisy Reverse LT) Allison/ZF Trans 1K/2K:Diagram1-Combination2
- B6.7 - Backup Light (Dual Daisy Reverse LT) Allison/ZF Trans 3K/4K:Diagram1-Combination1
- B6.7 - Backup Light (Dual Daisy Reverse LT) Allison/ZF Trans 3K/4K:Diagram1-Combination2
- B6.7 - Backup Light (Dual Reverse Light) Allison/ZF Trans 1K/2K:Diagram1-Combination1
- B6.7 - Backup Light (Dual Reverse Light) Allison/ZF Trans 1K/2K:Diagram1-Combination2
- B6.7 - Backup Light (Dual Reverse Light) Allison/ZF Trans 3K/4K:Diagram1-Combination1
- B6.7 - Backup Light (Dual Reverse Light) Allison/ZF Trans 3K/4K:Diagram1-Combination2
- B6.7 - Backup Light (Single Reverse Light) Allison 1K/2K:Diagram1-Combination1
- B6.7 - Backup Light (Single Reverse Light) Allison 1K/2K:Diagram1-Combination2
- B6.7 - Backup Light (Single Reverse Light) Allison 3K/4K:Diagram1-Combination1
- B6.7 - Backup Light (Single Reverse Light) Allison 3K/4K:Diagram1-Combination2
- B6.7 - Backup Light Single Reverse Light Allison 1K/2K:Diagram1-Combination1
- B6.7 - Backup Light Single Reverse Light Allison 1K/2K:Diagram1-Combination2
- B6.7 - Backup Light Single Reverse Light Allison 3K/4K:Diagram1-Combination1
- B6.7 - Backup Light Single Reverse Light Allison 3K/4K:Diagram1-Combination2
- B6.7 - Backup Light(Single Reverse Light) Allison 1K/2K:Diagram1-Combination1
- B6.7 - Backup Light(Single Reverse Light) Allison 1K/2K:Diagram1-Combination2
- B6.7 - Backup Light(Single Reverse Light) Allison 3K/4K:Diagram1-Combination1



B6.7 - Backup Light(Single Reverse Light) Allison
 3K/4K:Diagram1-Combination2
 B6.7 - Backup Lights (Dual Daisy Reverse) Eaton/Manual
 Trans:Diagram1
 B6.7 - Backup Lights (Dual Reverse Light) Eaton/Manual
 Trans:Diagram1
 B6.7 - Backup Lights (Reverse Lights) - Dual Lights with
 Procision:Diagram1
 B6.7 - Backup Lights (Reverse Lights) - Procision Daisy
 Chain:Diagram1
 B6.7 - Backup Lights (Reverse Lights) - Procision with Tailboard
 Lights:Diagram1
 B6.7 - Backup Lights (Single Reverse Lights) Eaton/Manual
 Trans:Diagram1
 B6.7 - CAN Layout:Powertrain Standard J1939 (500Kbps)
 B6.7 - Cranking (Starter) GEN4 BODY CONTROL MODULE W/
 O Thermal Overcrank:Diagram1-Combination1
 B6.7 - Cranking (Starter) GEN4 BODY CONTROL MODULE W/
 O Thermal Overcrank:Diagram1-Combination3
 B6.7 - Cranking (Starter) GEN4 BODY CONTROL MODULE W/
 O Thermal Overcrank:Diagram1-Combination4
 B6.7 - Cranking (Starter) GEN4 BODY CONTROL MODULE W/
 O Thermal Overcrank:Diagram1-Combination5
 B6.7 - Engine (Control) Cummins:Connector 6000
 B6.7 - Heating Ventilation & Air Conditioning (HVAC) Auto Temp
 Control:Diagram1 - HVAC
 B6.7 - Heating Ventilation & Air Conditioning (HVAC)
 Manual:Diagram1
 B6.7 - Range Inhibit (sixth gear inhibit switch):Diagram1-
 Combination1
 B6.7 - Range Inhibit (sixth gear inhibit switch):Diagram1-
 Combination2
 B6.7 - Starter Interlock (BCM LSD Controlled w/ Relay & N/ Auto
 SS) EATON XMSN:Diagram1
 B6.7 - Starter Interlock (BCM LSD Controlled w/ Relay) Eaton
 Procision:Diagram1
 B6.7 - Starter Interlocks (BCM Controlled with Input from Allison
 1K/2K TCM):Diagram1-Combination1
 B6.7 - Starter Interlocks (BCM Controlled with Input from Allison
 1K/2K TCM):Diagram1-Combination2
 B6.7 - Starter Interlocks (BCM Controlled with Input from Allison
 3K/4K TCM):Diagram1-Combination1
 B6.7 - Starter Interlocks (BCM Controlled with Input from Allison
 3K/4K TCM):Diagram1-Combination2

B6.7 - Transmission (Allison 1K/2K):Diagram1
B6.7 - Transmission (Fuller Advantage):Diagram1
B6.7 - Transmission Power Take Off (Auto Trans Single PTO w/21 Parameters):Diagram1
B6.7 - Transmission Power Take Off (Auto Trans with Lectradrive):Diagram1
B6.7 - Transmission Power Take Off (Lectrashift PTO with Manual Trans):Diagram1
B6.7 - Transmission Power Take Off (Manual Trans Single PTO w/ 21 Parameters):Diagram1
B6.7 - Transmission Power Take Off (Single Input configurable pull up or pull down):Diagram1
B6.7 - Transmission Shifter (Eaton Procision):Diagram1
B6.7 - Transmission Shifter (Stalk Shifter Allison):Diagram1-Combination1
B6.7 - Transmission Shifter (Stalk Shifter Allison):Diagram1-Combination2
B6.7 - Two Speed Axle (AirShift on Shifter):Diagram1
B6.7 - Vehicle Acceleration (w/ Two PWR Two GND & Two STS):Diagram1
B6.7 - WORK LIGHT With BackUP 1 BULB - Manual Trans:Diagram1-Combination1
B6.7 - WORK LIGHT With BackUP 1 BULB - Manual Trans:Diagram1-Combination2
L9 - Allison without Switch and with Confirmation Telltale:Diagram1-Combination1
L9 - Allison without Switch and with Confirmation Telltale:Diagram1-Combination2
L9 - Back-Up Alarm (Manual) W/ Tailboard:Diagram1-Combination1
L9 - Back-Up Alarm (Manual) W/ Tailboard:Diagram1-Combination2
L9 - Back-Up Alarm (Manual) W/O Tailboard:Diagram1-Combination1
L9 - Back-Up Alarm (Manual) W/O Tailboard:Diagram1-Combination2
L9 - Backup Light (Dual Daisy Reverse) Allison/ZF Trans 3K/4K:Diagram1-Combination1
L9 - Backup Light (Dual Daisy Reverse) Allison/ZF Trans 3K/4K:Diagram1-Combination2
L9 - Backup Light (Dual Reverse Light) Allison/ZF Trans 3K/4K:Diagram1-Combination1
L9 - Backup Light (Dual Reverse Light) Allison/ZF Trans 3K/4K:Diagram1-Combination2

L9 - Backup Light (Single Reverse Light) - Allison
3K/4K:Diagram1-Combination1
L9 - Backup Light (Single Reverse Light) - Allison
3K/4K:Diagram1-Combination2
L9 - Backup Light (Single Reverse Light) Allison
3K/4K:Diagram1-Combination1
L9 - Backup Light (Single Reverse Light) Allison
3K/4K:Diagram1-Combination2
L9 - Backup Light - (Single Reverse Light) Allison
3K/4K:Diagram1-Combination1
L9 - Backup Light - (Single Reverse Light) Allison
3K/4K:Diagram1-Combination2
L9 - Backup Lights (Dual Daisy Reverse) Eaton/Manual
Trans:Diagram1-Combination1
L9 - Backup Lights (Dual Daisy Reverse) Eaton/Manual
Trans:Diagram1-Combination2
L9 - Backup Lights (Dual Reverse Light) Eaton/Manual
Trans:Diagram1-Combination1
L9 - Backup Lights (Dual Reverse Light) Eaton/Manual
Trans:Diagram1-Combination2
L9 - Backup Lights (Single Reverse Lights) Eaton/Manual
Trans:Diagram1-Combination1
L9 - Backup Lights (Single Reverse Lights) Eaton/Manual
Trans:Diagram1-Combination2
L9 - Body Builder Lighting - Combined Turn and Stop Lamps
(Manual) Option2:Diagram1-Combination1
L9 - Body Builder Lighting - Combined Turn and Stop Lamps
(Manual) Option2:Diagram1-Combination2
L9 - Body Builder Lighting - Combined Turn and Stop Lamps
(Manual) Option2:Diagram1-Combination3
L9 - Body Builder Lighting - Combined Turn and Stop Lamps
(Manual) Option2:Diagram1-Combination4
L9 - CAN Layout:Powertrain Standard J1939 (500Kbps)
L9 - Cranking (Starter) GEN4 BODY CONTROL MODULE W/
Thermal Overcrank - External Switch:Diagram1
L9 - Cranking (Starter) GEN4 BODY CONTROL MODULE W/O
Thermal Overcrank:Diagram1
L9 - Engine (Control) Cummins:Connector 6000
L9 - Heating Ventilation & Air Conditioning (HVAC) Auto Temp
Control:Diagram1 - HVAC
L9 - Heating Ventilation & Air Conditioning (HVAC)
Manual:Diagram1
L9 - Starter Interlock (BCM LSD Controlled w/ Relay & N/ Auto
SS) EATON XMSN:Diagram1

L9 - Starter Interlocks (BCM Controlled with Input from Allison 3K/4K TCM):Diagram1-Combination1
 L9 - Starter Interlocks (BCM Controlled with Input from Allison 3K/4K TCM):Diagram1-Combination2
 L9 - Transmission (Fuller Advantage):Diagram1
 L9 - Transmission Oil Temperature - Manual Trans:Diagram1
 L9 - Transmission Oil Temperature - Manual Trans w/Aux Gauge:Diagram1
 L9 - Transmission Power Take Off (Auto Trans Single PTO w/21 Parameters):Diagram1
 L9 - Transmission Power Take Off (Auto Trans with Lectradrive):Diagram1
 L9 - Transmission Power Take Off (Lectrashift PTO with Manual Trans):Diagram1
 L9 - Transmission Power Take Off (Manual Trans Single PTO w/ 21 Parameters):Diagram1
 L9 - Transmission Power Take Off (Single Input configurable pull up or pull down):Diagram1
 L9 - Transmission Shifter (Stalk Shifter Allison):Diagram1-Combination1
 L9 - Transmission Shifter (Stalk Shifter Allison):Diagram1-Combination2
 L9 - Two Speed Axle (AirShift on Shifter):Diagram1
 L9 - Vehicle Acceleration (w/ Two PWR Two GND & Two STS):Diagram1
 L9 - WORK LIGHT With BackUP - 1 BULB - Manual Trans:Diagram1-Combination1
 L9 - WORK LIGHT With BackUP - 1 BULB - Manual Trans:Diagram1-Combination2
 L9 - WORK LIGHT With BackUP - 1 BULB - Manual Trans:Diagram1-Combination3
 L9 - WORK LIGHT With BackUP - 1 BULB - Manual Trans:Diagram1-Combination4

Mates 1702

Name	Terminal Part Number	V-Min	Name	Wire Part Number	Wire CSA	Wire Spec	Wire Material description	Wire Color Description	Wire Length	End2 Terminal Part Number	End2 Pin Name	End2 Connector
1	-	-	SM92#165	3510329 R1	0.79	18.0	Thin Wall XLPE Primary Cable	TAN	2670.0	-	2	1502

Name	Terminal Part Number	V-Min	Name	Wire Part Number	Wire CSA	Wire Spec	Wire Material description	Wire Color Description	Wire Length	End2 Terminal Part Number	End2 Pin Name	End2 Connect or
1	-	-	PF92D	3510329 R1	0.79	18.0	Thin Wall XLPE Primary Cable	TAN	1645.0	-	9	K18_7105
2	-	-	TC9E	3510311 R1	0.79	18.0	Thin Wall XLPE Primary Cable	GREY	1635.0	-	X	-
2	-	-	KA146	3510312 R1	1.16	16.0	Thin Wall XLPE Primary Cable	GREY	575.0	-	-	-
2	-	-	KA146-G	3510312 R1	1.16	16.0	Thin Wall XLPE Primary Cable	GREY	920.0	-	-	-
3	-	-	KK77A	3510299 R1	0.79	18.0	Thin Wall XLPE Primary Cable	LIGHT GREEN	2060.0	-	B	K18_6201
3	-	-	SA6DBJ	3510310 R1	0.53	20.0	Thin Wall XLPE Primary Cable	GREY	1960.0	-	19	1703F
4	-	-	KK77B	3510299 R1	0.79	18.0	Thin Wall XLPE Primary Cable	LIGHT GREEN	2060.0	-	C	K18_6201
4	-	-	SA77BJ	3510298 R1	0.53	20.0	Thin Wall XLPE Primary Cable	LIGHT GREEN	1960.0	-	20	1703F

Name	Terminal Part Number	V-Min	Name	Wire Part Number	Wire CSA	Wire Spec	Wire Material description	Wire Color Description	Wire Length	End2 Terminal Part Number	End2 Pin Name	End2 Connect or
6	-	-	ZH71	3510318 R1	1.16	16.0	Thin Wall XLPE Primary Cable	ORANGE	1960.0	-	66	1703F
6	-	-	ZA71BA	3510318 R1	1.16	16.0	Thin Wall XLPE Primary Cable	ORANGE	1960.0	-	66	1703F
7	-	-	SM92#165	3510329 R1	0.79	18.0	Thin Wall XLPE Primary Cable	TAN	2670.0	-	2	1502
7	-	-	PM92#165	3510329 R1	0.79	18.0	Thin Wall XLPE Primary Cable	TAN	2390.0	-	65	K22_7500
7	-	-	PD92K	3510329 R1	0.79	18.0	Thin Wall XLPE Primary Cable	TAN	1700.0	-	1	K18_7106
7	-	-	ZC92#165	3510329 R1	0.79	18.0	Thin Wall XLPE Primary Cable	TAN	1960.0	-	45	1703F
7	-	-	ZA71BJ	3510318 R1	1.16	16.0	Thin Wall XLPE Primary Cable	ORANGE	1960.0	-	44	1703F
7	-	-	ZH71AB	3510318 R1	1.16	16.0	Thin Wall XLPE Primary Cable	ORANGE	1960.0	-	45	1703F

Name	Terminal Part Number	V-Min	Name	Wire Part Number	Wire CSA	Wire Spec	Wire Material description	Wire Color Description	Wire Length	End2 Terminal Part Number	End2 Pin Name	End2 Connect or
7	-	-	ZL71AA	3510329 R1	0.79	18.0	Thin Wall XLPE Primary Cable	TAN	1960.0	-	45	1703F
7	-	-	ZJ92#165	3510329 R1	0.79	18.0	Thin Wall XLPE Primary Cable	TAN	1960.0	-	45	1703F
7	-	-	PM92#165	3510329 R1	0.79	18.0	Thin Wall XLPE Primary Cable	TAN	2390.0	-	65	K18_7500
7	-	-	PH92#165	3510329 R1	0.79	18.0	Thin Wall XLPE Primary Cable	TAN	2325.0	-	65	7151
7	-	-	ZJ92#165	3510329 R1	0.79	18.0	Thin Wall XLPE Primary Cable	TAN	1960.0	-	-	-
8	-	-	UB92#163	3510324 R1	1.16	16.0	Thin Wall XLPE Primary Cable	PINK	1960.0	-	42	1703F
8	-	-	UD13AJ	2643752 R1	1.16	16.0	Std. Wall XLPE Primary Cable	PINK	1960.0	-	42	1703F
8	-	-	UF92#163	3510330 R1	1.16	16.0	Thin Wall XLPE Primary Cable	TAN	1960.0	-	42	1703F

Name	Terminal Part Number	V-Min	Name	Wire Part Number	Wire CSA	Wire Spec	Wire Material description	Wire Color Description	Wire Length	End2 Terminal Part Number	End2 Pin Name	End2 Connector
8	-	-	PH92#163	3510335 R1	0.79	18.0	Thin Wall XLPE Primary Cable	YELLOW 2	2325.0	-	63	7151
9	-	-	PZ92B	3510329 R1	0.79	18.0	Thin Wall XLPE Primary Cable	TAN	1250.0	-	X	-
9	-	-	ZL71BB	3510359 R1	0.79	18.0	Thin Wall XLPE Primary Cable	WHITE	1960.0	-	1	1703F
10	-	-	KK77	3510299 R1	0.79	18.0	Thin Wall XLPE Primary Cable	LIGHT GREEN	1860.0	-	B	K18_6200
10	-	-	SA77J	2643678 R1	1.16	16.0	Std. Wall XLPE Primary Cable	LIGHT GREEN	1960.0	-	65	1703F
11	-	-	WIRE722 702	-	0.0	-	-	-	0.0	-	53	1703F
12	-	-	PV92#161	3510329 R1	0.79	18.0	Thin Wall XLPE Primary Cable	TAN	2670.0	-	15	1503
12	-	-	PH92#161	3510329 R1	0.79	18.0	Thin Wall XLPE Primary Cable	TAN	2325.0	-	61	7151
13	-	-	NJ31	3510329 R1	0.79	18.0	Thin Wall XLPE Primary Cable	TAN	1960.0	-	61	1703F

Name	Terminal Part Number	V-Min	Name	Wire Part Number	Wire CSA	Wire Spec	Wire Material description	Wire Color Description	Wire Length	End2 Terminal Part Number	End2 Pin Name	End2 Connect or
14	-	-	LP88J	3510299 R1	0.79	18.0	Thin Wall XLPE Primary Cable	LIGHT GREEN	1960.0	-	60	1703F
16	-	-	LA17B	3510324 R1	1.16	16.0	Thin Wall XLPE Primary Cable	PINK	315.0	-	X	-
16	-	-	LG17BA	3510324 R1	1.16	16.0	Thin Wall XLPE Primary Cable	PINK	1960.0	-	29	1703F
16	-	-	KA17A	3510324 R1	1.16	16.0	Thin Wall XLPE Primary Cable	PINK	2725.0	-	A	6306
17	-	-	WIRE722 703	-	0.0	-	-	-	0.0	-	52	1703F
19	-	-	PD92A	3510329 R1	0.79	18.0	Thin Wall XLPE Primary Cable	TAN	1645.0	-	4	K22_7105
19	-	-	UL92#134	3510329 R1	0.79	18.0	Thin Wall XLPE Primary Cable	TAN	1960.0	-	21	1703F
19	-	-	UD92-GCJ	3510359 R1	0.79	18.0	Thin Wall XLPE Primary Cable	WHITE	1960.0	-	21	1703F
19	-	-	ND17K	2643794 R1	0.79	18.0	Std. Wall XLPE Primary Cable	PINK	2000.0	-	4	7105A

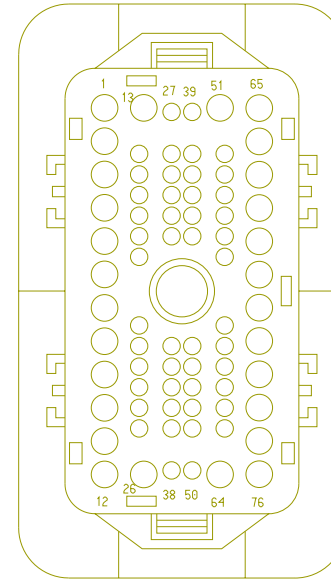
Name	Terminal Part Number	V-Min	Name	Wire Part Number	Wire CSA	Wire Spec	Wire Material description	Wire Color Description	Wire Length	End2 Terminal Part Number	End2 Pin Name	End2 Connect or
19	-	-	UB92#134	3510329 R1	0.79	18.0	Thin Wall XLPE Primary Cable	TAN	1960.0	-	21	1703F
20	-	-	PD92G	3510329 R1	0.79	18.0	Thin Wall XLPE Primary Cable	TAN	1645.0	-	14	K22_7105
20	-	-	ND17L	2643794 R1	0.79	18.0	Std. Wall XLPE Primary Cable	PINK	2000.0	-	32	7105A
20	-	-	SY92A141	3510329 R1	0.79	18.0	Thin Wall XLPE Primary Cable	TAN	2670.0	-	12	1501
20	-	-	PY92A141	3510329 R1	0.79	18.0	Thin Wall XLPE Primary Cable	TAN	2390.0	-	41	7500
20	-	-	PH92A141	3510329 R1	0.79	18.0	Thin Wall XLPE Primary Cable	TAN	2325.0	-	41	7151
20	-	-	LH92#141	3510329 R1	0.79	18.0	Thin Wall XLPE Primary Cable	TAN	1960.0	-	28	1703M
20	-	-	UD92BJ	3510329 R1	0.79	18.0	Thin Wall XLPE Primary Cable	TAN	1960.0	-	28	1703F

Name	Terminal Part Number	V-Min	Name	Wire Part Number	Wire CSA	Wire Spec	Wire Material description	Wire Color Description	Wire Length	End2 Terminal Part Number	End2 Pin Name	End2 Connector
21	-	-	GX92#103	3510329 R1	0.79	18.0	Thin Wall XLPE Primary Cable	TAN	1960.0	-	55	1703F
21	-	-	ND17J	3510324 R1	1.16	16.0	Thin Wall XLPE Primary Cable	PINK	2000.0	-	26	7105A
21	-	-	LA17C	3510324 R1	1.16	16.0	Thin Wall XLPE Primary Cable	PINK	315.0	-	X	-
22	-	-	BE97CJ	3510347 R1	0.79	18.0	Thin Wall XLPE Primary Cable	VIOLET	1960.0	-	49	1703F
23	-	-	BD97BJ	3510347 R1	0.79	18.0	Thin Wall XLPE Primary Cable	VIOLET	1960.0	-	36	1703F
23	-	-	BE97BJ	3510347 R1	0.79	18.0	Thin Wall XLPE Primary Cable	VIOLET	1960.0	-	36	1703F
25	-	-	VA92#117	3510329 R1	0.79	18.0	Thin Wall XLPE Primary Cable	TAN	1960.0	-	43	1703F
28	-	-	BE99BJ	3510347 R1	0.79	18.0	Thin Wall XLPE Primary Cable	VIOLET	1960.0	-	47	1703F

Name	Terminal Part Number	V-Min	Name	Wire Part Number	Wire CSA	Wire Spec	Wire Material description	Wire Color Description	Wire Length	End2 Terminal Part Number	End2 Pin Name	End2 Connect or
30	-	-	BD97M	3510347 R1	0.79	18.0	Thin Wall XLPE Primary Cable	VIOLET	1960.0	-	38	1703F
30	-	-	BE97FU	3510348 R1	1.16	16.0	Thin Wall XLPE Primary Cable	VIOLET	1960.0	-	38	1703F
32	-	-	BE97WC	3510347 R1	0.79	18.0	Thin Wall XLPE Primary Cable	VIOLET	1960.0	-	37	1703F
33	-	-	BE97M	3510347 R1	0.79	18.0	Thin Wall XLPE Primary Cable	VIOLET	1960.0	-	48	1703F
37	-	-	MA97FA	3510348 R1	1.16	16.0	Thin Wall XLPE Primary Cable	VIOLET	1960.0	-	54	1703F
39	-	-	UJ93	3510329 R1	0.79	18.0	Thin Wall XLPE Primary Cable	TAN	1960.0	-	56	1703F
42	-	-	HW14LSD	3510368 R1	3.01	12.0	Thin Wall XLPE Primary Cable	RED	1960.0	-	12	1703F

Connector Name 1703F
 Part Number 3595624C1
 Short Description ENGINE/IP
 Instances

- B6.7 - Ambient Air Temperature:Diagram1
- B6.7 - Back-Up Alarm (Manual) W/ Tailboard:Diagram1
- B6.7 - Back-Up Alarm (Manual) W/O Tailboard:Diagram1
- B6.7 - Backup Light (Dual Daisy Reverse LT) Allison/ZF Trans 1K/2K:Diagram1-Combination1
- B6.7 - Backup Light (Dual Daisy Reverse LT) Allison/ZF Trans 1K/2K:Diagram1-Combination2
- B6.7 - Backup Light (Dual Daisy Reverse LT) Allison/ZF Trans 3K/4K:Diagram1-Combination1
- B6.7 - Backup Light (Dual Daisy Reverse LT) Allison/ZF Trans 3K/4K:Diagram1-Combination2
- B6.7 - Backup Light (Dual Reverse Light) Allison/ZF Trans 1K/2K:Diagram1-Combination1
- B6.7 - Backup Light (Dual Reverse Light) Allison/ZF Trans 1K/2K:Diagram1-Combination2
- B6.7 - Backup Light (Dual Reverse Light) Allison/ZF Trans 3K/4K:Diagram1-Combination1
- B6.7 - Backup Light (Dual Reverse Light) Allison/ZF Trans 3K/4K:Diagram1-Combination2
- B6.7 - Backup Light (Single Reverse Light) Allison 1K/2K:Diagram1-Combination1
- B6.7 - Backup Light (Single Reverse Light) Allison 1K/2K:Diagram1-Combination2
- B6.7 - Backup Light (Single Reverse Light) Allison 3K/4K:Diagram1-Combination1
- B6.7 - Backup Light (Single Reverse Light) Allison 3K/4K:Diagram1-Combination2
- B6.7 - Backup Light Single Reverse Light Allison 1K/2K:Diagram1-Combination1
- B6.7 - Backup Light Single Reverse Light Allison 1K/2K:Diagram1-Combination2
- B6.7 - Backup Light Single Reverse Light Allison 3K/4K:Diagram1-Combination1
- B6.7 - Backup Light Single Reverse Light Allison 3K/4K:Diagram1-Combination2
- B6.7 - Backup Light(Single Reverse Light) Allison 1K/2K:Diagram1-Combination1
- B6.7 - Backup Light(Single Reverse Light) Allison 1K/2K:Diagram1-Combination2



B6.7 - Backup Light(Single Reverse Light) Allison
3K/4K:Diagram1-Combination1
B6.7 - Backup Light(Single Reverse Light) Allison
3K/4K:Diagram1-Combination2
B6.7 - Backup Lights (Dual Daisy Reverse) Eaton/Manual
Trans:Diagram1
B6.7 - Backup Lights (Dual Reverse Light) Eaton/Manual
Trans:Diagram1
B6.7 - Backup Lights (Reverse Lights) - Dual Lights with
Procision:Diagram1
B6.7 - Backup Lights (Reverse Lights) - Procision Daisy
Chain:Diagram1
B6.7 - Backup Lights (Reverse Lights) - Procision with Tailboard
Lights:Diagram1
B6.7 - Backup Lights (Single Reverse Lights) Eaton/Manual
Trans:Diagram1
B6.7 - Brakes (Hydraulic):Diagram1
B6.7 - CAN Layout:Powertrain Standard J1939 (500Kbps)
B6.7 - Cranking (Starter) GEN4 BODY CONTROL MODULE W/
O Thermal Overcrank:Diagram1-Combination1
B6.7 - Cranking (Starter) GEN4 BODY CONTROL MODULE W/
O Thermal Overcrank:Diagram1-Combination2
B6.7 - Cranking (Starter) GEN4 BODY CONTROL MODULE W/
O Thermal Overcrank:Diagram1-Combination3
B6.7 - Cranking (Starter) GEN4 BODY CONTROL MODULE W/
O Thermal Overcrank:Diagram1-Combination4
B6.7 - Cranking (Starter) GEN4 BODY CONTROL MODULE W/
O Thermal Overcrank:Diagram1-Combination5
B6.7 - Current Monitoring (Ammeter):Diagram1-Combination1
B6.7 - Current Monitoring (Ammeter):Diagram1-Combination2
B6.7 - Heating Ventilation & Air Conditioning (HVAC)
Manual:Diagram1
B6.7 - Range Inhibit (sixth gear inhibit switch):Diagram1-
Combination1
B6.7 - Range Inhibit (sixth gear inhibit switch):Diagram1-
Combination2
B6.7 - Starter Interlock (BCM LSD Controlled w/ Relay & N/ Auto
SS) EATON XMSN:Diagram1
B6.7 - Starter Interlock (BCM LSD Controlled w/ Relay) Eaton
Procision:Diagram1
B6.7 - Starter Interlocks (BCM Controlled with Input from Allison
1K/2K TCM):Diagram1-Combination1
B6.7 - Starter Interlocks (BCM Controlled with Input from Allison
1K/2K TCM):Diagram1-Combination2

B6.7 - Starter Interlocks (BCM Controlled with Input from Allison 3K/4K TCM):Diagram1-Combination1
B6.7 - Starter Interlocks (BCM Controlled with Input from Allison 3K/4K TCM):Diagram1-Combination2
B6.7 - Transmission (Allison 1K/2K):Diagram1
B6.7 - Transmission Power Take Off (Auto Trans Single PTO w/21 Parameters):Diagram1
B6.7 - Transmission Power Take Off (Auto Trans with Lectradrive):Diagram1
B6.7 - Transmission Power Take Off (Lectrashift PTO with Manual Trans):Diagram1
B6.7 - Transmission Power Take Off (Manual Trans Single PTO w/ 21 Parameters):Diagram1
B6.7 - Transmission Power Take Off (Single Input configurable pull up or pull down):Diagram1
B6.7 - Transmission Shifter (Eaton Procision):Diagram1
B6.7 - Transmission Shifter (Stalk Shifter Allison):Diagram1-Combination1
B6.7 - Transmission Shifter (Stalk Shifter Allison):Diagram1-Combination2
B6.7 - Two Speed Axle (AirShift on Shifter):Diagram1
B6.7 - Vehicle Acceleration (w/ Two PWR Two GND & Two STS):Diagram1
B6.7 - Windshield Wipers:Diagram1
B6.7 - WORK LIGHT With BackUP 1 BULB - Manual Trans:Diagram1-Combination1
B6.7 - WORK LIGHT With BackUP 1 BULB - Manual Trans:Diagram1-Combination2
L9 - Ambient Air Temperature:Diagram1
L9 - Backup Light (Dual Daisy Reverse) Allison/ZF Trans 3K/4K:Diagram1-Combination1
L9 - Backup Light (Dual Daisy Reverse) Allison/ZF Trans 3K/4K:Diagram1-Combination2
L9 - Backup Light (Dual Reverse Light) Allison/ZF Trans 3K/4K:Diagram1-Combination1
L9 - Backup Light (Dual Reverse Light) Allison/ZF Trans 3K/4K:Diagram1-Combination2
L9 - Backup Light (Single Reverse Light) - Allison 3K/4K:Diagram1-Combination1
L9 - Backup Light (Single Reverse Light) - Allison 3K/4K:Diagram1-Combination2
L9 - Backup Light (Single Reverse Light) Allison 3K/4K:Diagram1-Combination1

L9 - Backup Light (Single Reverse Light) Allison
 3K/4K:Diagram1-Combination2
 L9 - Backup Light - (Single Reverse Light) Allison
 3K/4K:Diagram1-Combination1
 L9 - Backup Light - (Single Reverse Light) Allison
 3K/4K:Diagram1-Combination2
 L9 - Backup Lights (Dual Daisy Reverse) Eaton/Manual
 Trans:Diagram1-Combination1
 L9 - Backup Lights (Dual Daisy Reverse) Eaton/Manual
 Trans:Diagram1-Combination2
 L9 - Backup Lights (Dual Reverse Light) Eaton/Manual
 Trans:Diagram1-Combination1
 L9 - Backup Lights (Dual Reverse Light) Eaton/Manual
 Trans:Diagram1-Combination2
 L9 - Backup Lights (Single Reverse Lights) Eaton/Manual
 Trans:Diagram1-Combination1
 L9 - Backup Lights (Single Reverse Lights) Eaton/Manual
 Trans:Diagram1-Combination2
 L9 - CAN Layout:Powertrain Standard J1939 (500Kbps)
 L9 - Heating Ventilation & Air Conditioning (HVAC) Auto Temp
 Control:Diagram1 - HVAC
 L9 - Heating Ventilation & Air Conditioning (HVAC)
 Manual:Diagram1
 L9 - Starter Interlock (BCM LSD Controlled w/ Relay & N/ Auto
 SS) EATON XMSN:Diagram1
 L9 - Starter Interlocks (BCM Controlled with Input from Allison
 3K/4K TCM):Diagram1-Combination1
 L9 - Starter Interlocks (BCM Controlled with Input from Allison
 3K/4K TCM):Diagram1-Combination2
 L9 - Windshield Wipers:Diagram1

Mates 1703M

Name	Terminal Part Number	V-Min	Name	Wire Part Number	Wire CSA	Wire Spec	Wire Material description	Wire Color Description	Wire Length	End2 Terminal Part Number	End2 Pin Name	End2 Connector
1	-	-	ZL71BB	3510359 R1	0.79	18.0	Thin Wall XLPE Primary Cable	WHITE	1960.0	-	9	1702

Name	Terminal Part Number	V-Min	Name	Wire Part Number	Wire CSA	Wire Spec	Wire Material description	Wire Color Description	Wire Length	End2 Terminal Part Number	End2 Pin Name	End2 Connector
8	-	-	AA82-GJ	3510312 R1	1.16	16.0	Thin Wall XLPE Primary Cable	GREY	2080.0	-	C	4500
8	-	-	AA82-GJ	3510312 R1	1.16	16.0	Thin Wall XLPE Primary Cable	GREY	2080.0	-	C	A01_4500
9	-	-	XS90K	3510312 R1	1.16	16.0	Thin Wall XLPE Primary Cable	GREY	2495.0	-	5	6068
10	-	-	XS90L	3510312 R1	1.16	16.0	Thin Wall XLPE Primary Cable	GREY	2475.0	-	1	6065
12	-	-	HW14LSD	3510368 R1	3.01	12.0	Thin Wall XLPE Primary Cable	RED	1960.0	-	42	1702
16	-	-	MH11-GBA	3510359 R1	0.79	18.0	Thin Wall XLPE Primary Cable	WHITE	1880.0	-	12	4087
16	-	-	MJ11-GBD	3510359 R1	0.79	18.0	Thin Wall XLPE Primary Cable	WHITE	2230.0	-	12	4087B
17	-	-	TB74J	3510299 R1	0.79	18.0	Thin Wall XLPE Primary Cable	LIGHT GREEN	1675.0	-	B	6202

Name	Terminal Part Number	V-Min	Name	Wire Part Number	Wire CSA	Wire Spec	Wire Material description	Wire Color Description	Wire Length	End2 Terminal Part Number	End2 Pin Name	End2 Connector
17	-	-	TB74J	3510299 R1	0.79	18.0	Thin Wall XLPE Primary Cable	LIGHT GREEN	1675.0	-	B	K20_6202
19	-	-	SA6DBJ	3510310 R1	0.53	20.0	Thin Wall XLPE Primary Cable	GREY	1960.0	-	3	1702
20	-	-	SA77BJ	3510298 R1	0.53	20.0	Thin Wall XLPE Primary Cable	LIGHT GREEN	1960.0	-	4	1702
21	-	-	UD92-GCJ	3510359 R1	0.79	18.0	Thin Wall XLPE Primary Cable	WHITE	1960.0	-	19	1702
21	-	-	UB92#134	3510329 R1	0.79	18.0	Thin Wall XLPE Primary Cable	TAN	1960.0	-	19	1702
22	-	-	UK92C	3510329 R1	0.79	18.0	Thin Wall XLPE Primary Cable	TAN	2395.0	-	B	7900F
23	-	-	MC41D	3510329 R1	0.79	18.0	Thin Wall XLPE Primary Cable	TAN	2785.0	-	E	3200F
23	-	-	MB41DJ	3510329 R1	0.79	18.0	Thin Wall XLPE Primary Cable	TAN	2785.0	-	E	3200F

Name	Terminal Part Number	V-Min	Name	Wire Part Number	Wire CSA	Wire Spec	Wire Material description	Wire Color Description	Wire Length	End2 Terminal Part Number	End2 Pin Name	End2 Connect or
24	-	-	MC41EJ	3510329 R1	0.79	18.0	Thin Wall XLPE Primary Cable	TAN	1955.0	-	8	4060A
24	-	-	MB41EJ	3510329 R1	0.79	18.0	Thin Wall XLPE Primary Cable	TAN	2785.0	-	F	3200F
24	-	-	MC41E	3510329 R1	0.79	18.0	Thin Wall XLPE Primary Cable	TAN	2785.0	-	F	3200F
25	-	-	MC41	3510329 R1	0.79	18.0	Thin Wall XLPE Primary Cable	TAN	1955.0	-	3	4060A
26	-	-	XS90P	2643673 R1	0.79	18.0	Std. Wall XLPE Primary Cable	GREY	2500.0	-	B	6063
27	-	-	MJ26DA	2643676 R1	0.79	18.0	Std. Wall XLPE Primary Cable	TAN	2230.0	-	6	4087B
27	-	-	MH26DA	2643676 R1	0.79	18.0	Std. Wall XLPE Primary Cable	TAN	1880.0	-	6	4087
28	-	-	UD92BJ	3510329 R1	0.79	18.0	Thin Wall XLPE Primary Cable	TAN	1960.0	-	20	1702

Name	Terminal Part Number	V-Min	Name	Wire Part Number	Wire CSA	Wire Spec	Wire Material description	Wire Color Description	Wire Length	End2 Terminal Part Number	End2 Pin Name	End2 Connector
28	-	-	UB92#14 1A	3510329 R1	0.79	18.0	Thin Wall XLPE Primary Cable	TAN	2890.0	-	B2	J7-1607
28	-	-	UB92#14 1A	3510329 R1	0.79	18.0	Thin Wall XLPE Primary Cable	TAN	2890.0	-	M	J6-1606
29	-	-	LA17A	3510324 R1	1.16	16.0	Thin Wall XLPE Primary Cable	PINK	1645.0	-	X	-
29	-	-	LG17BA	3510324 R1	1.16	16.0	Thin Wall XLPE Primary Cable	PINK	1960.0	-	16	1702
35	-	-	TC9AAJ	3510311 R1	0.79	18.0	Thin Wall XLPE Primary Cable	GREY	325.0	-	X	-
36	-	-	BE97BJ	3510347 R1	0.79	18.0	Thin Wall XLPE Primary Cable	VIOLET	1960.0	-	23	1702
37	-	-	BE97WC	3510347 R1	0.79	18.0	Thin Wall XLPE Primary Cable	VIOLET	1960.0	-	32	1702
38	-	-	BE97FU	3510348 R1	1.16	16.0	Thin Wall XLPE Primary Cable	VIOLET	1960.0	-	30	1702

Name	Terminal Part Number	V-Min	Name	Wire Part Number	Wire CSA	Wire Spec	Wire Material description	Wire Color Description	Wire Length	End2 Terminal Part Number	End2 Pin Name	End2 Connect or
39	-	-	XS90HA	2643680 R1	1.16	16.0	Std. Wall XLPE Primary Cable	GREY	2190.0	-	2	6060
41	-	-	XS90MA	3510311 R1	0.79	18.0	Thin Wall XLPE Primary Cable	GREY	2355.0	-	X	-
42	-	-	FD92#16 3A	3510330 R1	1.16	16.0	Thin Wall XLPE Primary Cable	TAN	0.0	-	8	1702
44	-	-	ZA71BJ	3510318 R1	1.16	16.0	Thin Wall XLPE Primary Cable	ORANGE	1960.0	-	7	1702
45	-	-	ZJ92#165	3510329 R1	0.79	18.0	Thin Wall XLPE Primary Cable	TAN	1960.0	-	7	1702
45	-	-	ZL71AA	3510329 R1	0.79	18.0	Thin Wall XLPE Primary Cable	TAN	1960.0	-	7	1702
45	-	-	ZC92#165	3510329 R1	0.79	18.0	Thin Wall XLPE Primary Cable	TAN	1960.0	-	7	1702
45	-	-	ZH71AB	3510318 R1	1.16	16.0	Thin Wall XLPE Primary Cable	ORANGE	1960.0	-	7	1702

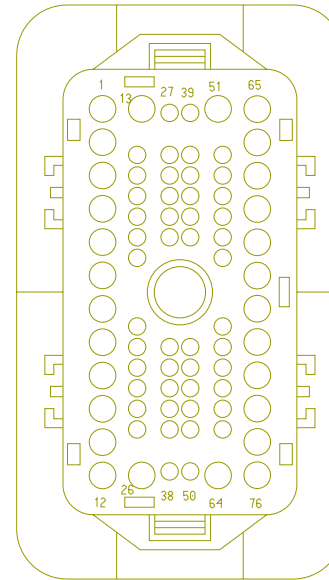
Name	Terminal Part Number	V-Min	Name	Wire Part Number	Wire CSA	Wire Spec	Wire Material description	Wire Color Description	Wire Length	End2 Terminal Part Number	End2 Pin Name	End2 Connect or
45	-	-	ZJ92#165	3510329 R1	0.79	18.0	Thin Wall XLPE Primary Cable	TAN	1960.0	-	1	1702
47	-	-	BE99BJ	3510347 R1	0.79	18.0	Thin Wall XLPE Primary Cable	VIOLET	1960.0	-	28	1702
48	-	-	BE97M	3510347 R1	0.79	18.0	Thin Wall XLPE Primary Cable	VIOLET	1960.0	-	33	1702
49	-	-	BE97CJ	3510347 R1	0.79	18.0	Thin Wall XLPE Primary Cable	VIOLET	1960.0	-	22	1702
52	-	-	WIRE722 703	-	0.0	-	-	-	0.0	-	17	1702
53	-	-	WIRE722 702	-	0.0	-	-	-	0.0	-	11	1702
56	-	-	UG92#16 1A	3510329 R1	0.79	18.0	Thin Wall XLPE Primary Cable	TAN	2890.0	-	E4	J4-1601
56	-	-	UJ93	3510329 R1	0.79	18.0	Thin Wall XLPE Primary Cable	TAN	1960.0	-	39	1702
60	-	-	LP88J	3510299 R1	0.79	18.0	Thin Wall XLPE Primary Cable	LIGHT GREEN	1960.0	-	14	1702

Name	Terminal Part Number	V-Min	Name	Wire Part Number	Wire CSA	Wire Spec	Wire Material description	Wire Color Description	Wire Length	End2 Terminal Part Number	End2 Pin Name	End2 Connector
63	-	-	XS9AB	3510311 R1	0.79	18.0	Thin Wall XLPE Primary Cable	GREY	2500.0	-	A	6063
65	-	-	SA77J	2643678 R1	1.16	16.0	Std. Wall XLPE Primary Cable	LIGHT GREEN	1960.0	-	10	1702
66	-	-	ZH71	3510318 R1	1.16	16.0	Thin Wall XLPE Primary Cable	ORANGE	1960.0	-	6	1702
66	-	-	ZA71BA	3510318 R1	1.16	16.0	Thin Wall XLPE Primary Cable	ORANGE	1960.0	-	6	1702
69	-	-	AA82KJ	3510312 R1	1.16	16.0	Thin Wall XLPE Primary Cable	GREY	2080.0	-	D	4500
69	-	-	AA82KJ	3510312 R1	1.16	16.0	Thin Wall XLPE Primary Cable	GREY	2080.0	-	D	A01_4500
70	-	-	AA82LJ	3510312 R1	1.16	16.0	Thin Wall XLPE Primary Cable	GREY	2080.0	-	E	4500
70	-	-	AA82LJ	3510312 R1	1.16	16.0	Thin Wall XLPE Primary Cable	GREY	2080.0	-	E	A01_4500

Name	Terminal Part Number	V-Min	Name	Wire Part Number	Wire CSA	Wire Spec	Wire Material description	Wire Color Description	Wire Length	End2 Terminal Part Number	End2 Pin Name	End2 Connector
72	-	-	AA82JJ	3510312 R1	1.16	16.0	Thin Wall XLPE Primary Cable	GREY	2080.0	-	B	4500
72	-	-	AA82JJ	3510312 R1	1.16	16.0	Thin Wall XLPE Primary Cable	GREY	2080.0	-	B	A01_4500
74	-	-	AA82DJ	3510312 R1	1.16	16.0	Thin Wall XLPE Primary Cable	GREY	2080.0	-	A	4500
74	-	-	AA82DJ	3510312 R1	1.16	16.0	Thin Wall XLPE Primary Cable	GREY	2080.0	-	A	A01_4500

Connector Name 1703F
 Part Number 3595624C1
 Short Description ENGINE/IP
 Instances

- B6.7 - CAN Layout:Body Standard J1939 (250Kbps)
- B6.7 - Engine (Control) Cummins:Connector 6000
- B6.7 - Heating Ventilation & Air Conditioning (HVAC) Auto Temp Control:Diagram1 - HVAC
- B6.7 - Transmission (Fuller Advantage):Diagram1
- B6.7/L9 2-Way Radio:Diagram1-Combination1
- B6.7/L9 2-Way Radio:Diagram1-Combination2
- L9 - Allison without Switch and with Confirmation Telltale:Diagram1-Combination1
- L9 - Allison without Switch and with Confirmation Telltale:Diagram1-Combination2
- L9 - Back-Up Alarm (Manual) W/ Tailboard:Diagram1-Combination1
- L9 - Back-Up Alarm (Manual) W/ Tailboard:Diagram1-Combination2
- L9 - Back-Up Alarm (Manual) W/O Tailboard:Diagram1-Combination1
- L9 - Back-Up Alarm (Manual) W/O Tailboard:Diagram1-Combination2
- L9 - Body Builder Lighting - Combined Turn and Stop Lamps (Manual) Option2:Diagram1-Combination1
- L9 - Body Builder Lighting - Combined Turn and Stop Lamps (Manual) Option2:Diagram1-Combination2
- L9 - Body Builder Lighting - Combined Turn and Stop Lamps (Manual) Option2:Diagram1-Combination3
- L9 - Body Builder Lighting - Combined Turn and Stop Lamps (Manual) Option2:Diagram1-Combination4
- L9 - Brakes (Hydraulic):Diagram1
- L9 - CAN Layout:Body Standard J1939 (250Kbps)
- L9 - Cranking (Starter) GEN4 BODY CONTROL MODULE W/ Thermal Overcrank - External Switch:Diagram1
- L9 - Cranking (Starter) GEN4 BODY CONTROL MODULE W/O Thermal Overcrank:Diagram1
- L9 - Engine (Control) Cummins:Connector 6000
- L9 - Transmission (Fuller Advantage):Diagram1
- L9 - Transmission Oil Temperature - Manual Trans:Diagram1
- L9 - Transmission Oil Temperature - Manual Trans w/Aux Gauge:Diagram1
- L9 - Transmission Power Take Off (Auto Trans Single PTO w/21 Parameters):Diagram1



L9 - Transmission Power Take Off (Auto Trans with Lectradrive):Diagram1
 L9 - Transmission Power Take Off (Lectrashift PTO with Manual Trans):Diagram1
 L9 - Transmission Power Take Off (Manual Trans Single PTO w/ 21 Parameters):Diagram1
 L9 - Transmission Power Take Off (Single Input configurable pull up or pull down):Diagram1
 L9 - Transmission Shifter (Stalk Shifter Allison):Diagram1-Combination1
 L9 - Transmission Shifter (Stalk Shifter Allison):Diagram1-Combination2
 L9 - Two Speed Axle (AirShift on Shifter):Diagram1
 L9 - Vehicle Acceleration (w/ Two PWR Two GND & Two STS):Diagram1
 L9 - WORK LIGHT With BackUP - 1 BULB - Manual Trans:Diagram1-Combination1
 L9 - WORK LIGHT With BackUP - 1 BULB - Manual Trans:Diagram1-Combination2
 L9 - WORK LIGHT With BackUP - 1 BULB - Manual Trans:Diagram1-Combination3
 L9 - WORK LIGHT With BackUP - 1 BULB - Manual Trans:Diagram1-Combination4

Mates 1703M

Name	Terminal Part Number	V-Min	Name	Wire Part Number	Wire CSA	Wire Spec	Wire Material description	Wire Color Description	Wire Length	End2 Terminal Part Number	End2 Pin Name	End2 Connector
1	-	-	SH14HC	3510367 R1	1.91	14.0	Thin Wall XLPE Primary Cable	RED	1955.0	-	4	4060A
1	-	-	SJ14HF	3510367 R1	1.91	14.0	Thin Wall XLPE Primary Cable	RED	1955.0	-	4	4060A
2	-	-	SH11-GA	3510361 R1	1.91	14.0	Thin Wall XLPE Primary Cable	WHITE	1955.0	-	5	4060A

Name	Terminal Part Number	V-Min	Name	Wire Part Number	Wire CSA	Wire Spec	Wire Material description	Wire Color Description	Wire Length	End2 Terminal Part Number	End2 Pin Name	End2 Connector
2	-	-	SJ11-G	3510361 R1	1.91	14.0	Thin Wall XLPE Primary Cable	WHITE	1955.0	-	5	4060A
9	-	-	XS90K	3510312 R1	1.16	16.0	Thin Wall XLPE Primary Cable	GREY	2495.0	-	5	6068
10	-	-	XS90L	3510312 R1	1.16	16.0	Thin Wall XLPE Primary Cable	GREY	2475.0	-	1	6065
12	-	-	HW14LSD	3510368 R1	3.01	12.0	Thin Wall XLPE Primary Cable	RED	1960.0	-	42	1702
17	-	-	TB74J	3510299 R1	0.79	18.0	Thin Wall XLPE Primary Cable	LIGHT GREEN	1675.0	-	B	6202
19	-	-	SA6DBJ	3510310 R1	0.53	20.0	Thin Wall XLPE Primary Cable	GREY	1960.0	-	3	1702
20	-	-	SA77BJ	3510298 R1	0.53	20.0	Thin Wall XLPE Primary Cable	LIGHT GREEN	1960.0	-	4	1702
21	-	-	UL92#134	3510329 R1	0.79	18.0	Thin Wall XLPE Primary Cable	TAN	1960.0	-	19	1702

Name	Terminal Part Number	V-Min	Name	Wire Part Number	Wire CSA	Wire Spec	Wire Material description	Wire Color Description	Wire Length	End2 Terminal Part Number	End2 Pin Name	End2 Connect or
21	-	-	UD92-GCJ	3510359 R1	0.79	18.0	Thin Wall XLPE Primary Cable	WHITE	1960.0	-	19	1702
26	-	-	XS90P	2643673 R1	0.79	18.0	Std. Wall XLPE Primary Cable	GREY	2500.0	-	B	6063
29	-	-	LA17A	3510324 R1	1.16	16.0	Thin Wall XLPE Primary Cable	PINK	1645.0	-	X	-
29	-	-	LG17BA	3510324 R1	1.16	16.0	Thin Wall XLPE Primary Cable	PINK	1960.0	-	16	1702
30	-	-	WIRE722 778	-	0.0	-	-	-	0.0	-	7	4087
30	-	-	WIRE722 782	-	0.0	-	-	-	0.0	-	7	4087B
32	-	-	WIRE722 780	-	0.0	-	-	-	0.0	-	8	4087B
32	-	-	WIRE722 781	-	0.0	-	-	-	0.0	-	8	4087
35	-	-	TC9AAJ	3510311 R1	0.79	18.0	Thin Wall XLPE Primary Cable	GREY	325.0	-	X	-
36	-	-	BD97BJ	3510347 R1	0.79	18.0	Thin Wall XLPE Primary Cable	VIOLET	1960.0	-	23	1702

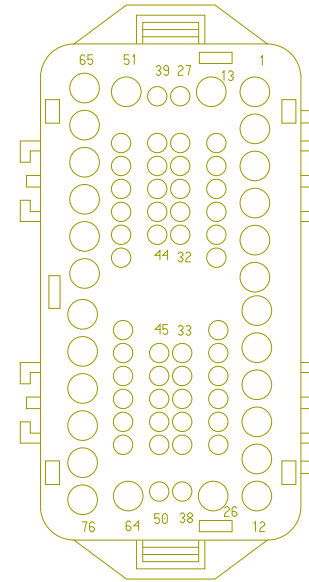
Name	Terminal Part Number	V-Min	Name	Wire Part Number	Wire CSA	Wire Spec	Wire Material description	Wire Color Description	Wire Length	End2 Terminal Part Number	End2 Pin Name	End2 Connect or
37	-	-	BE97WC	3510347 R1	0.79	18.0	Thin Wall XLPE Primary Cable	VIOLET	1960.0	-	32	1702
38	-	-	BD97M	3510347 R1	0.79	18.0	Thin Wall XLPE Primary Cable	VIOLET	1960.0	-	30	1702
38	-	-	BE97FU	3510348 R1	1.16	16.0	Thin Wall XLPE Primary Cable	VIOLET	1960.0	-	30	1702
39	-	-	XS90HA	2643680 R1	1.16	16.0	Std. Wall XLPE Primary Cable	GREY	2190.0	-	2	6060
41	-	-	XS90MA	3510311 R1	0.79	18.0	Thin Wall XLPE Primary Cable	GREY	2355.0	-	X	-
42	-	-	UB92#163	3510324 R1	1.16	16.0	Thin Wall XLPE Primary Cable	PINK	1960.0	-	8	1702
42	-	-	UD13AJ	2643752 R1	1.16	16.0	Std. Wall XLPE Primary Cable	PINK	1960.0	-	8	1702
42	-	-	UF92#163	3510330 R1	1.16	16.0	Thin Wall XLPE Primary Cable	TAN	1960.0	-	8	1702

Name	Terminal Part Number	V-Min	Name	Wire Part Number	Wire CSA	Wire Spec	Wire Material description	Wire Color Description	Wire Length	End2 Terminal Part Number	End2 Pin Name	End2 Connector
43	-	-	VA92#117	3510329 R1	0.79	18.0	Thin Wall XLPE Primary Cable	TAN	1960.0	-	25	1702
44	-	-	ZA71BJ	3510318 R1	1.16	16.0	Thin Wall XLPE Primary Cable	ORANGE	1960.0	-	7	1702
45	-	-	ZH71AB	3510318 R1	1.16	16.0	Thin Wall XLPE Primary Cable	ORANGE	1960.0	-	7	1702
45	-	-	ZL71AA	3510329 R1	0.79	18.0	Thin Wall XLPE Primary Cable	TAN	1960.0	-	7	1702
47	-	-	BE99BJ	3510347 R1	0.79	18.0	Thin Wall XLPE Primary Cable	VIOLET	1960.0	-	28	1702
48	-	-	BE97M	3510347 R1	0.79	18.0	Thin Wall XLPE Primary Cable	VIOLET	1960.0	-	33	1702
49	-	-	BE97CJ	3510347 R1	0.79	18.0	Thin Wall XLPE Primary Cable	VIOLET	1960.0	-	22	1702
54	-	-	MA97FA	3510348 R1	1.16	16.0	Thin Wall XLPE Primary Cable	VIOLET	1960.0	-	37	1702

Name	Terminal Part Number	V-Min	Name	Wire Part Number	Wire CSA	Wire Spec	Wire Material description	Wire Color Description	Wire Length	End2 Terminal Part Number	End2 Pin Name	End2 Connect or
55	-	-	GX92#103	3510329 R1	0.79	18.0	Thin Wall XLPE Primary Cable	TAN	1960.0	-	21	1702
56	-	-	UJ93	3510329 R1	0.79	18.0	Thin Wall XLPE Primary Cable	TAN	1960.0	-	39	1702
60	-	-	LP88J	3510299 R1	0.79	18.0	Thin Wall XLPE Primary Cable	LIGHT GREEN	1960.0	-	14	1702
61	-	-	NJ31	3510329 R1	0.79	18.0	Thin Wall XLPE Primary Cable	TAN	1960.0	-	13	1702
63	-	-	XS9AB	3510311 R1	0.79	18.0	Thin Wall XLPE Primary Cable	GREY	2500.0	-	A	6063
65	-	-	SA77J	2643678 R1	1.16	16.0	Std. Wall XLPE Primary Cable	LIGHT GREEN	1960.0	-	10	1702

Connector Name 1703M
 Part Number 3595625C1
 Short Description IP/ENGINE
 Instances

- B6.7 - Ambient Air Temperature:Diagram1
- B6.7 - Back-Up Alarm (Manual) W/ Tailboard:Diagram1
- B6.7 - Back-Up Alarm (Manual) W/O Tailboard:Diagram1
- B6.7 - Backup Light (Dual Daisy Reverse LT) Allison/ZF Trans 1K/2K:Diagram1-Combination1
- B6.7 - Backup Light (Dual Daisy Reverse LT) Allison/ZF Trans 1K/2K:Diagram1-Combination2
- B6.7 - Backup Light (Dual Daisy Reverse LT) Allison/ZF Trans 3K/4K:Diagram1-Combination1
- B6.7 - Backup Light (Dual Daisy Reverse LT) Allison/ZF Trans 3K/4K:Diagram1-Combination2
- B6.7 - Backup Light (Dual Reverse Light) Allison/ZF Trans 1K/2K:Diagram1-Combination1
- B6.7 - Backup Light (Dual Reverse Light) Allison/ZF Trans 1K/2K:Diagram1-Combination2
- B6.7 - Backup Light (Dual Reverse Light) Allison/ZF Trans 3K/4K:Diagram1-Combination1
- B6.7 - Backup Light (Dual Reverse Light) Allison/ZF Trans 3K/4K:Diagram1-Combination2
- B6.7 - Backup Light (Single Reverse Light) Allison 1K/2K:Diagram1-Combination1
- B6.7 - Backup Light (Single Reverse Light) Allison 1K/2K:Diagram1-Combination2
- B6.7 - Backup Light (Single Reverse Light) Allison 3K/4K:Diagram1-Combination1
- B6.7 - Backup Light (Single Reverse Light) Allison 3K/4K:Diagram1-Combination2
- B6.7 - Backup Light Single Reverse Light Allison 1K/2K:Diagram1-Combination1
- B6.7 - Backup Light Single Reverse Light Allison 1K/2K:Diagram1-Combination2
- B6.7 - Backup Light Single Reverse Light Allison 3K/4K:Diagram1-Combination1
- B6.7 - Backup Light Single Reverse Light Allison 3K/4K:Diagram1-Combination2
- B6.7 - Backup Light(Single Reverse Light) Allison 1K/2K:Diagram1-Combination1
- B6.7 - Backup Light(Single Reverse Light) Allison 1K/2K:Diagram1-Combination2



B6.7 - Backup Light(Single Reverse Light) Allison
3K/4K:Diagram1-Combination1
B6.7 - Backup Light(Single Reverse Light) Allison
3K/4K:Diagram1-Combination2
B6.7 - Backup Lights (Dual Daisy Reverse) Eaton/Manual
Trans:Diagram1
B6.7 - Backup Lights (Dual Reverse Light) Eaton/Manual
Trans:Diagram1
B6.7 - Backup Lights (Reverse Lights) - Dual Lights with
Procision:Diagram1
B6.7 - Backup Lights (Reverse Lights) - Procision Daisy
Chain:Diagram1
B6.7 - Backup Lights (Reverse Lights) - Procision with Tailboard
Lights:Diagram1
B6.7 - Backup Lights (Single Reverse Lights) Eaton/Manual
Trans:Diagram1
B6.7 - Brakes (Hydraulic):Diagram1
B6.7 - CAN Layout:Powertrain Standard J1939 (500Kbps)
B6.7 - Cranking (Starter) GEN4 BODY CONTROL MODULE W/
O Thermal Overcrank:Diagram1-Combination1
B6.7 - Cranking (Starter) GEN4 BODY CONTROL MODULE W/
O Thermal Overcrank:Diagram1-Combination2
B6.7 - Cranking (Starter) GEN4 BODY CONTROL MODULE W/
O Thermal Overcrank:Diagram1-Combination3
B6.7 - Cranking (Starter) GEN4 BODY CONTROL MODULE W/
O Thermal Overcrank:Diagram1-Combination4
B6.7 - Cranking (Starter) GEN4 BODY CONTROL MODULE W/
O Thermal Overcrank:Diagram1-Combination5
B6.7 - Current Monitoring (Ammeter):Diagram1-Combination1
B6.7 - Current Monitoring (Ammeter):Diagram1-Combination2
B6.7 - Heating Ventilation & Air Conditioning (HVAC)
Manual:Diagram1
B6.7 - Range Inhibit (sixth gear inhibit switch):Diagram1-
Combination1
B6.7 - Range Inhibit (sixth gear inhibit switch):Diagram1-
Combination2
B6.7 - Starter Interlock (BCM LSD Controlled w/ Relay & N/ Auto
SS) EATON XMSN:Diagram1
B6.7 - Starter Interlock (BCM LSD Controlled w/ Relay) Eaton
Procision:Diagram1
B6.7 - Starter Interlocks (BCM Controlled with Input from Allison
1K/2K TCM):Diagram1-Combination1
B6.7 - Starter Interlocks (BCM Controlled with Input from Allison
1K/2K TCM):Diagram1-Combination2

B6.7 - Starter Interlocks (BCM Controlled with Input from Allison 3K/4K TCM):Diagram1-Combination1
B6.7 - Starter Interlocks (BCM Controlled with Input from Allison 3K/4K TCM):Diagram1-Combination2
B6.7 - Transmission (Allison 1K/2K):Diagram1
B6.7 - Transmission Power Take Off (Auto Trans Single PTO w/21 Parameters):Diagram1
B6.7 - Transmission Power Take Off (Auto Trans with Lectradrive):Diagram1
B6.7 - Transmission Power Take Off (Lectrashift PTO with Manual Trans):Diagram1
B6.7 - Transmission Power Take Off (Manual Trans Single PTO w/ 21 Parameters):Diagram1
B6.7 - Transmission Power Take Off (Single Input configurable pull up or pull down):Diagram1
B6.7 - Transmission Shifter (Eaton Procision):Diagram1
B6.7 - Transmission Shifter (Stalk Shifter Allison):Diagram1-Combination1
B6.7 - Transmission Shifter (Stalk Shifter Allison):Diagram1-Combination2
B6.7 - Two Speed Axle (AirShift on Shifter):Diagram1
B6.7 - Vehicle Acceleration (w/ Two PWR Two GND & Two STS):Diagram1
B6.7 - Windshield Wipers:Diagram1
B6.7 - WORK LIGHT With BackUP 1 BULB - Manual Trans:Diagram1-Combination1
B6.7 - WORK LIGHT With BackUP 1 BULB - Manual Trans:Diagram1-Combination2
L9 - Ambient Air Temperature:Diagram1
L9 - Backup Light (Dual Daisy Reverse) Allison/ZF Trans 3K/4K:Diagram1-Combination1
L9 - Backup Light (Dual Daisy Reverse) Allison/ZF Trans 3K/4K:Diagram1-Combination2
L9 - Backup Light (Dual Reverse Light) Allison/ZF Trans 3K/4K:Diagram1-Combination1
L9 - Backup Light (Dual Reverse Light) Allison/ZF Trans 3K/4K:Diagram1-Combination2
L9 - Backup Light (Single Reverse Light) - Allison 3K/4K:Diagram1-Combination1
L9 - Backup Light (Single Reverse Light) - Allison 3K/4K:Diagram1-Combination2
L9 - Backup Light (Single Reverse Light) Allison 3K/4K:Diagram1-Combination1

L9 - Backup Light (Single Reverse Light) Allison
 3K/4K:Diagram1-Combination2
 L9 - Backup Light - (Single Reverse Light) Allison
 3K/4K:Diagram1-Combination1
 L9 - Backup Light - (Single Reverse Light) Allison
 3K/4K:Diagram1-Combination2
 L9 - Backup Lights (Dual Daisy Reverse) Eaton/Manual
 Trans:Diagram1-Combination1
 L9 - Backup Lights (Dual Daisy Reverse) Eaton/Manual
 Trans:Diagram1-Combination2
 L9 - Backup Lights (Dual Reverse Light) Eaton/Manual
 Trans:Diagram1-Combination1
 L9 - Backup Lights (Dual Reverse Light) Eaton/Manual
 Trans:Diagram1-Combination2
 L9 - Backup Lights (Single Reverse Lights) Eaton/Manual
 Trans:Diagram1-Combination1
 L9 - Backup Lights (Single Reverse Lights) Eaton/Manual
 Trans:Diagram1-Combination2
 L9 - CAN Layout:Powertrain Standard J1939 (500Kbps)
 L9 - Heating Ventilation & Air Conditioning (HVAC) Auto Temp
 Control:Diagram1 - HVAC
 L9 - Heating Ventilation & Air Conditioning (HVAC)
 Manual:Diagram1
 L9 - Starter Interlock (BCM LSD Controlled w/ Relay & N/ Auto
 SS) EATON XMSN:Diagram1
 L9 - Starter Interlocks (BCM Controlled with Input from Allison
 3K/4K TCM):Diagram1-Combination1
 L9 - Starter Interlocks (BCM Controlled with Input from Allison
 3K/4K TCM):Diagram1-Combination2
 L9 - Windshield Wipers:Diagram1

Mates 1703F

Name	Terminal Part Number	V-Min	Name	Wire Part Number	Wire CSA	Wire Spec	Wire Material description	Wire Color Description	Wire Length	End2 Terminal Part Number	End2 Pin Name	End2 Connector
1	-	-	ZL71B	3510359 R1	0.79	18.0	Thin Wall XLPE Primary Cable	WHITE	3505.0	-	R2 - 85	1012

Name	Terminal Part Number	V-Min	Name	Wire Part Number	Wire CSA	Wire Spec	Wire Material description	Wire Color Description	Wire Length	End2 Terminal Part Number	End2 Pin Name	End2 Connector
8	-	-	AE82-G	3510360 R1	1.16	16.0	Thin Wall XLPE Primary Cable	WHITE	2155.0	-	-	-
9	-	-	XS90KA	3510312 R1	1.16	16.0	Thin Wall XLPE Primary Cable	GREY	505.0	-	C	6071
10	-	-	XS90LA	3510312 R1	1.16	16.0	Thin Wall XLPE Primary Cable	GREY	505.0	-	A	6071
12	-	-	HW14LSC	3510368 R1	3.01	12.0	Thin Wall XLPE Primary Cable	RED	2065.0	-	4	1873
16	-	-	MH11-GBD	3510359 R1	0.79	18.0	Thin Wall XLPE Primary Cable	WHITE	1330.0	-	-	-
16	-	-	MJ11-GAD	3510359 R1	0.79	18.0	Thin Wall XLPE Primary Cable	WHITE	1330.0	-	-	-
17	-	-	TB74	3510299 R1	0.79	18.0	Thin Wall XLPE Primary Cable	LIGHT GREEN	3205.0	-	B5	J3-1600
19	-	-	SA6DB	3510310 R1	0.53	20.0	Thin Wall XLPE Primary Cable	GREY	3225.0	-	E6	J5-1602

Name	Terminal Part Number	V-Min	Name	Wire Part Number	Wire CSA	Wire Spec	Wire Material description	Wire Color Description	Wire Length	End2 Terminal Part Number	End2 Pin Name	End2 Connect or
20	-	-	SA77B	3510310 R1	0.53	20.0	Thin Wall XLPE Primary Cable	GREY	3205.0	-	B12	J3-1600
21	-	-	UD92-GC	3510359 R1	0.79	18.0	Thin Wall XLPE Primary Cable	WHITE	3535.0	-	R2 - 85	1014
21	-	-	UB92#13 4A	3510329 R1	0.79	18.0	Thin Wall XLPE Primary Cable	TAN	2395.0	-	B	7900F
22	-	-	UK92A	3510329 R1	0.79	18.0	Thin Wall XLPE Primary Cable	TAN	1960.0	-	1	1702
23	-	-	MC41	3510329 R1	0.79	18.0	Thin Wall XLPE Primary Cable	TAN	1955.0	-	3	4060A
24	-	-	MB41EJ	3510329 R1	0.79	18.0	Thin Wall XLPE Primary Cable	TAN	2785.0	-	F	3200M
24	-	-	MC41E	3510329 R1	0.79	18.0	Thin Wall XLPE Primary Cable	TAN	2785.0	-	F	3200M
24	-	-	MC41EJ	3510329 R1	0.79	18.0	Thin Wall XLPE Primary Cable	TAN	1955.0	-	8	4060A

Name	Terminal Part Number	V-Min	Name	Wire Part Number	Wire CSA	Wire Spec	Wire Material description	Wire Color Description	Wire Length	End2 Terminal Part Number	End2 Pin Name	End2 Connector
25	-	-	MB41DJ	3510329 R1	0.79	18.0	Thin Wall XLPE Primary Cable	TAN	2785.0	-	E	3200M
26	-	-	XS90PA	2643673 R1	0.79	18.0	Std. Wall XLPE Primary Cable	GREY	3225.0	-	F16	J5-1602
27	-	-	MJ26D	2643676 R1	0.79	18.0	Std. Wall XLPE Primary Cable	TAN	3445.0	-	-	-
27	-	-	MH26D	2643676 R1	0.79	18.0	Std. Wall XLPE Primary Cable	TAN	3445.0	-	-	-
28	-	-	UD92B	3510329 R1	0.79	18.0	Thin Wall XLPE Primary Cable	TAN	3535.0	-	R2 - 86	1014
28	-	-	UB92#141	3510329 R1	0.79	18.0	Thin Wall XLPE Primary Cable	TAN	1960.0	-	20	1702
28	-	-	LH92#141	3510329 R1	0.79	18.0	Thin Wall XLPE Primary Cable	TAN	1960.0	-	20	1702
29	-	-	LG17	3510324 R1	1.16	16.0	Thin Wall XLPE Primary Cable	PINK	3365.0	-	T	J6-1606

Name	Terminal Part Number	V-Min	Name	Wire Part Number	Wire CSA	Wire Spec	Wire Material description	Wire Color Description	Wire Length	End2 Terminal Part Number	End2 Pin Name	End2 Connector
35	-	-	KA9AA	3510311 R1	0.79	18.0	Thin Wall XLPE Primary Cable	GREY	1915.0	-	X	-
36	-	-	BE97B	3510347 R1	0.79	18.0	Thin Wall XLPE Primary Cable	VIOLET	2270.0	-	B4	1800
37	-	-	BE97WD	3510347 R1	0.79	18.0	Thin Wall XLPE Primary Cable	VIOLET	2270.0	-	B6	1800
38	-	-	BE97F	3510348 R1	1.16	16.0	Thin Wall XLPE Primary Cable	VIOLET	2270.0	-	B5	1800
39	-	-	XS90HB	3510311 R1	0.79	18.0	Thin Wall XLPE Primary Cable	GREY	3205.0	-	B10	J3-1600
41	-	-	XS90M	3510311 R1	0.79	18.0	Thin Wall XLPE Primary Cable	GREY	3205.0	-	B6	J3-1600
42	-	-	FD92#16 3A	3510330 R1	1.16	16.0	Thin Wall XLPE Primary Cable	TAN	0.0	-	-	-
44	-	-	ZA71BK	3510318 R1	1.16	16.0	Thin Wall XLPE Primary Cable	ORANGE	2855.0	-	-	-

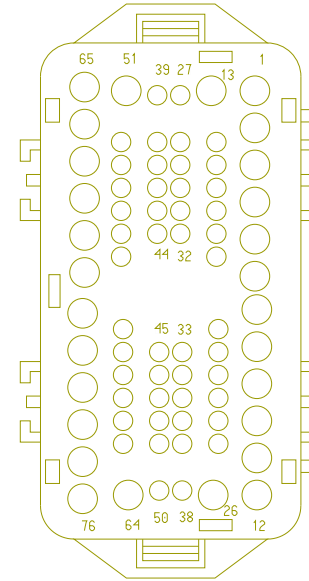
Name	Terminal Part Number	V-Min	Name	Wire Part Number	Wire CSA	Wire Spec	Wire Material description	Wire Color Description	Wire Length	End2 Terminal Part Number	End2 Pin Name	End2 Connector
44	-	-	ZA71BK	3510318 R1	1.16	16.0	Thin Wall XLPE Primary Cable	ORANGE	2855.0	-	1	1701F
45	-	-	ZC92#16 5A	3510329 R1	0.79	18.0	Thin Wall XLPE Primary Cable	TAN	3505.0	-	R2 - 85	1012
45	-	-	ZJ92#16 5A	3510329 R1	0.79	18.0	Thin Wall XLPE Primary Cable	TAN	3505.0	-	R2 - 85	1012
45	-	-	ZL71AB	3510329 R1	0.79	18.0	Thin Wall XLPE Primary Cable	TAN	3505.0	-	R2 - 86	1012
45	-	-	ZH71AC	3510318 R1	1.16	16.0	Thin Wall XLPE Primary Cable	ORANGE	2250.0	-	-	-
47	-	-	BE99B	3510347 R1	0.79	18.0	Thin Wall XLPE Primary Cable	VIOLET	2270.0	-	C4	1800
48	-	-	BE97MA	3510347 R1	0.79	18.0	Thin Wall XLPE Primary Cable	VIOLET	2270.0	-	C6	1800
49	-	-	BE97C	3510347 R1	0.79	18.0	Thin Wall XLPE Primary Cable	VIOLET	2270.0	-	C5	1800
52	-	-	WIRE735 101	-	0.0	-	-	-	0.0	-	PIN1	-

Name	Terminal Part Number	V-Min	Name	Wire Part Number	Wire CSA	Wire Spec	Wire Material description	Wire Color Description	Wire Length	End2 Terminal Part Number	End2 Pin Name	End2 Connect or
52	-	-	WIRE735103	-	0.0	-	-	-	0.0	-	PIN1	-
52	-	-	WIRE735105	-	0.0	-	-	-	0.0	-	PIN1	-
53	-	-	WIRE735100	-	0.0	-	-	-	0.0	-	PIN1	-
53	-	-	WIRE735102	-	0.0	-	-	-	0.0	-	PIN1	-
53	-	-	WIRE735104	-	0.0	-	-	-	0.0	-	PIN1	-
56	-	-	UG92#161	3510329R1	0.79	18.0	Thin Wall XLPE Primary Cable	TAN	1960.0	-	12	1702
56	-	-	UJ93A	3510329R1	0.79	18.0	Thin Wall XLPE Primary Cable	TAN	3225.0	-	F11	J5-1602
60	-	-	LP88	3510299R1	0.79	18.0	Thin Wall XLPE Primary Cable	LIGHT GREEN	3225.0	-	E9	J5-1602
63	-	-	XS9AC	3510311R1	0.79	18.0	Thin Wall XLPE Primary Cable	GREY	2085.0	-	-	-
65	-	-	SA77	2643678R1	1.16	16.0	Std. Wall XLPE Primary Cable	LIGHT GREEN	2865.0	-	C	J1-1603
66	-	-	ZH71AA	3510318R1	1.16	16.0	Thin Wall XLPE Primary Cable	ORANGE	3620.0	-	-	-

Name	Terminal Part Number	V-Min	Name	Wire Part Number	Wire CSA	Wire Spec	Wire Material description	Wire Color Description	Wire Length	End2 Terminal Part Number	End2 Pin Name	End2 Connector
66	-	-	ZA71BB	3510318 R1	1.16	16.0	Thin Wall XLPE Primary Cable	ORANGE	3620.0	-	-	-
69	-	-	AA82K	3510312 R1	1.16	16.0	Thin Wall XLPE Primary Cable	GREY	3410.0	-	R5 - 87	1011
70	-	-	AA82L	3510312 R1	1.16	16.0	Thin Wall XLPE Primary Cable	GREY	3410.0	-	R5 - 87A	1011
72	-	-	AA82J	3510312 R1	1.16	16.0	Thin Wall XLPE Primary Cable	GREY	3410.0	-	R2 - 87A	1011
74	-	-	AA82D	3510312 R1	1.16	16.0	Thin Wall XLPE Primary Cable	GREY	3185.0	-	X	-

Connector Name 1703M
 Part Number 3595625C1
 Short Description IP/ENGINE
 Instances

- B6.7 - CAN Layout:Body Standard J1939 (250Kbps)
- B6.7 - Engine (Control) Cummins:Connector 6000
- B6.7 - Heating Ventilation & Air Conditioning (HVAC) Auto Temp Control:Diagram1 - HVAC
- B6.7 - Transmission (Fuller Advantage):Diagram1
- B6.7/L9 2-Way Radio:Diagram1-Combination1
- B6.7/L9 2-Way Radio:Diagram1-Combination2
- L9 - Allison without Switch and with Confirmation Telltale:Diagram1-Combination1
- L9 - Allison without Switch and with Confirmation Telltale:Diagram1-Combination2
- L9 - Back-Up Alarm (Manual) W/ Tailboard:Diagram1-Combination1
- L9 - Back-Up Alarm (Manual) W/ Tailboard:Diagram1-Combination2
- L9 - Back-Up Alarm (Manual) W/O Tailboard:Diagram1-Combination1
- L9 - Back-Up Alarm (Manual) W/O Tailboard:Diagram1-Combination2
- L9 - Body Builder Lighting - Combined Turn and Stop Lamps (Manual) Option2:Diagram1-Combination1
- L9 - Body Builder Lighting - Combined Turn and Stop Lamps (Manual) Option2:Diagram1-Combination2
- L9 - Body Builder Lighting - Combined Turn and Stop Lamps (Manual) Option2:Diagram1-Combination3
- L9 - Body Builder Lighting - Combined Turn and Stop Lamps (Manual) Option2:Diagram1-Combination4
- L9 - Brakes (Hydraulic):Diagram1
- L9 - CAN Layout:Body Standard J1939 (250Kbps)
- L9 - Cranking (Starter) GEN4 BODY CONTROL MODULE W/ Thermal Overcrank - External Switch:Diagram1
- L9 - Cranking (Starter) GEN4 BODY CONTROL MODULE W/O Thermal Overcrank:Diagram1
- L9 - Engine (Control) Cummins:Connector 6000
- L9 - Transmission (Fuller Advantage):Diagram1
- L9 - Transmission Oil Temperature - Manual Trans:Diagram1
- L9 - Transmission Oil Temperature - Manual Trans w/Aux Gauge:Diagram1
- L9 - Transmission Power Take Off (Auto Trans Single PTO w/21 Parameters):Diagram1



L9 - Transmission Power Take Off (Auto Trans with Lectradrive):Diagram1
 L9 - Transmission Power Take Off (Lectrashift PTO with Manual Trans):Diagram1
 L9 - Transmission Power Take Off (Manual Trans Single PTO w/ 21 Parameters):Diagram1
 L9 - Transmission Power Take Off (Single Input configurable pull up or pull down):Diagram1
 L9 - Transmission Shifter (Stalk Shifter Allison):Diagram1-Combination1
 L9 - Transmission Shifter (Stalk Shifter Allison):Diagram1-Combination2
 L9 - Two Speed Axle (AirShift on Shifter):Diagram1
 L9 - Vehicle Acceleration (w/ Two PWR Two GND & Two STS):Diagram1
 L9 - WORK LIGHT With BackUP - 1 BULB - Manual Trans:Diagram1-Combination1
 L9 - WORK LIGHT With BackUP - 1 BULB - Manual Trans:Diagram1-Combination2
 L9 - WORK LIGHT With BackUP - 1 BULB - Manual Trans:Diagram1-Combination3
 L9 - WORK LIGHT With BackUP - 1 BULB - Manual Trans:Diagram1-Combination4

Mates

1703F

Name	Terminal Part Number	V-Min	Name	Wire Part Number	Wire CSA	Wire Spec	Wire Material description	Wire Color Description	Wire Length	End2 Terminal Part Number	End2 Pin Name	End2 Connector
1	-	-	SH14HCA	3510367 R1	1.91	14.0	Thin Wall XLPE Primary Cable	RED	4280.0	-	A	1913
1	-	-	SJ14HFA	3510367 R1	1.91	14.0	Thin Wall XLPE Primary Cable	RED	2785.0	-	A	6900
2	-	-	SH11-GAP	3510361 R1	1.91	14.0	Thin Wall XLPE Primary Cable	WHITE	4280.0	-	C	1913

Name	Terminal Part Number	V-Min	Name	Wire Part Number	Wire CSA	Wire Spec	Wire Material description	Wire Color Description	Wire Length	End2 Terminal Part Number	End2 Pin Name	End2 Connect or
2	-	-	SJ11-GA	3510361 R1	1.91	14.0	Thin Wall XLPE Primary Cable	WHITE	2785.0	-	B	6900
9	-	-	XS90KA	3510312 R1	1.16	16.0	Thin Wall XLPE Primary Cable	GREY	505.0	-	C	6071
10	-	-	XS90LA	3510312 R1	1.16	16.0	Thin Wall XLPE Primary Cable	GREY	505.0	-	A	6071
12	-	-	HW14LSC	3510368 R1	3.01	12.0	Thin Wall XLPE Primary Cable	RED	2065.0	-	4	1873
17	-	-	TB74	3510299 R1	0.79	18.0	Thin Wall XLPE Primary Cable	LIGHT GREEN	3205.0	-	B5	J3-1600
19	-	-	SA6DB	3510310 R1	0.53	20.0	Thin Wall XLPE Primary Cable	GREY	3225.0	-	E6	J5-1602
20	-	-	SA77B	3510310 R1	0.53	20.0	Thin Wall XLPE Primary Cable	GREY	3205.0	-	B12	J3-1600
21	-	-	UB92#13 4A	3510329 R1	0.79	18.0	Thin Wall XLPE Primary Cable	TAN	2395.0	-	B	7900F

Name	Terminal Part Number	V-Min	Name	Wire Part Number	Wire CSA	Wire Spec	Wire Material description	Wire Color Description	Wire Length	End2 Terminal Part Number	End2 Pin Name	End2 Connector
26	-	-	XS90PA	2643673 R1	0.79	18.0	Std. Wall XLPE Primary Cable	GREY	3225.0	-	F16	J5-1602
29	-	-	LA17	3510324 R1	1.16	16.0	Thin Wall XLPE Primary Cable	PINK	3365.0	-	T	J6-1606
30	-	-	WIRE722 775	-	0.0	-	-	-	0.0	-	L	1025
32	-	-	WIRE722 776	-	0.0	-	-	-	0.0	-	B	1025
35	-	-	KA9AA	3510311 R1	0.79	18.0	Thin Wall XLPE Primary Cable	GREY	1915.0	-	X	-
36	-	-	BE97B	3510347 R1	0.79	18.0	Thin Wall XLPE Primary Cable	VIOLET	2270.0	-	B4	1800
37	-	-	BD97NA	3510347 R1	0.79	18.0	Thin Wall XLPE Primary Cable	VIOLET	2270.0	-	B6	1800
37	-	-	BE97WD	3510347 R1	0.79	18.0	Thin Wall XLPE Primary Cable	VIOLET	2270.0	-	B6	1800
38	-	-	BD97MA	3510347 R1	0.79	18.0	Thin Wall XLPE Primary Cable	VIOLET	2270.0	-	B5	1800

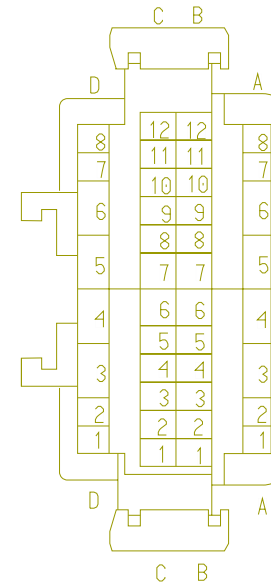
Name	Terminal Part Number	V-Min	Name	Wire Part Number	Wire CSA	Wire Spec	Wire Material description	Wire Color Description	Wire Length	End2 Terminal Part Number	End2 Pin Name	End2 Connect or
38	-	-	BE97F	3510348 R1	1.16	16.0	Thin Wall XLPE Primary Cable	VIOLET	2270.0	-	B5	1800
39	-	-	XS90HB	3510311 R1	0.79	18.0	Thin Wall XLPE Primary Cable	GREY	3205.0	-	B10	J3-1600
41	-	-	XS90M	3510311 R1	0.79	18.0	Thin Wall XLPE Primary Cable	GREY	3205.0	-	B6	J3-1600
42	-	-	UF92#16 3C	3510330 R1	1.16	16.0	Thin Wall XLPE Primary Cable	TAN	2445.0	-	X	-
42	-	-	UB92#16 3A	3510324 R1	1.16	16.0	Thin Wall XLPE Primary Cable	PINK	3640.0	-	-	-
42	-	-	UD13A	2643752 R1	1.16	16.0	Std. Wall XLPE Primary Cable	PINK	3640.0	-	-	-
43	-	-	VA92#11 7C	3510329 R1	0.79	18.0	Thin Wall XLPE Primary Cable	TAN	3410.0	-	R3 - 87	1011
44	-	-	ZA71BK	3510318 R1	1.16	16.0	Thin Wall XLPE Primary Cable	ORANGE	2855.0	-	-	-

Name	Terminal Part Number	V-Min	Name	Wire Part Number	Wire CSA	Wire Spec	Wire Material description	Wire Color Description	Wire Length	End2 Terminal Part Number	End2 Pin Name	End2 Connector
45	-	-	ZH71AC	3510318 R1	1.16	16.0	Thin Wall XLPE Primary Cable	ORANGE	2250.0	-	-	-
47	-	-	BE99B	3510347 R1	0.79	18.0	Thin Wall XLPE Primary Cable	VIOLET	2270.0	-	C4	1800
48	-	-	BE97MA	3510347 R1	0.79	18.0	Thin Wall XLPE Primary Cable	VIOLET	2270.0	-	C6	1800
48	-	-	BD99DA	3510347 R1	0.79	18.0	Thin Wall XLPE Primary Cable	VIOLET	2270.0	-	C6	1800
49	-	-	BD97C	3510347 R1	0.79	18.0	Thin Wall XLPE Primary Cable	VIOLET	2270.0	-	C5	1800
54	-	-	MA97F	3510348 R1	1.16	16.0	Thin Wall XLPE Primary Cable	VIOLET	3620.0	-	-	-
55	-	-	GZ92#10 3C	3510329 R1	0.79	18.0	Thin Wall XLPE Primary Cable	TAN	2355.0	-	X	-
55	-	-	GX92#10 3B	3510329 R1	0.79	18.0	Thin Wall XLPE Primary Cable	TAN	3410.0	-	R3 - 30	1011

Name	Terminal Part Number	V-Min	Name	Wire Part Number	Wire CSA	Wire Spec	Wire Material description	Wire Color Description	Wire Length	End2 Terminal Part Number	End2 Pin Name	End2 Connector
56	-	-	UJ93A	3510329 R1	0.79	18.0	Thin Wall XLPE Primary Cable	TAN	3225.0	-	F11	J5-1602
60	-	-	LP88	3510299 R1	0.79	18.0	Thin Wall XLPE Primary Cable	LIGHT GREEN	3225.0	-	E9	J5-1602
61	-	-	NJ31J	3510329 R1	0.79	18.0	Thin Wall XLPE Primary Cable	TAN	3205.0	-	B7	J3-1600
63	-	-	XS9AC	3510311 R1	0.79	18.0	Thin Wall XLPE Primary Cable	GREY	2085.0	-	-	-
65	-	-	SA77	2643678 R1	1.16	16.0	Std. Wall XLPE Primary Cable	LIGHT GREEN	2865.0	-	C	J1-1603

Connector Name 1800F
 Part Number 3612512C1
 Short Description CAB HARNESS CONNECTOR
 Instances

- B6.7 - Headlight W/Plowlights, W/LOWW, W/O Interrupt:Diagram1-Combination1
- B6.7 - Headlight W/Plowlights, W/LOWW, W/O Interrupt:Diagram1-Combination2
- B6.7 - Headlight W/Plowlights, W/O LOWW, W/O Interrupt:Diagram1-Combination1
- B6.7 - Headlight W/Plowlights, W/O LOWW, W/O Interrupt:Diagram1-Combination2
- B6.7 - Headlights W/PlowLights, W/LOWW, W/ Interrupt:Diagram1-Combination1
- B6.7 - Headlights W/PlowLights, W/LOWW, W/ Interrupt:Diagram1-Combination2
- B6.7 - Headlights W/PlowLights, W/O LOWW, W/ Interrupt:Diagram1-Combination1
- B6.7 - Headlights W/PlowLights, W/O LOWW, W/ Interrupt:Diagram1-Combination2
- B6.7 - PARK LIGHTS - W/Marker Interrupt 4 pin clockspring:Diagram1-Combination1
- B6.7 - PARK LIGHTS - W/Marker Interrupt 4 pin clockspring:Diagram1-Combination2
- B6.7/L9 - Radio w/Bluetooth:Diagram1-Combination1
- B6.7/L9 - Radio w/Bluetooth:Diagram1-Combination2
- B6.7/L9 - Radio w/Steering Wheel Pod:Diagram1-Combination1
- B6.7/L9 - Radio w/Steering Wheel Pod:Diagram1-Combination2
- L9 - Bendix; Tractor or Towing Truck; N/ Air SUSP; J1939 Driven Lamp:Diagram1
- L9 - Bendix; Tractor or Towing Truck; W/ Air SUSP; J1939 Driven Lamp:Diagram1
- L9 - Brake Pressure (Auxiliary Gauge):Diagram1
- L9 - Brake Pressure (Virtual Gauge):Diagram1
- L9 - City Horn (W/ 4PIN CLK & P. Brake):Diagram1-Combination1
- L9 - City Horn (W/ 4PIN CLK & P. Brake):Diagram1-Combination2
- L9 - City Horn (W/ 4PIN CLK):Diagram1-Combination1
- L9 - City Horn (W/ 4PIN CLK):Diagram1-Combination2
- L9 - City Horn (W/ 10PIN CLK & P. Brake):Diagram1
- L9 - City Horn (W/ 10PIN CLK):Diagram1
- L9 - Directional Signal (Turn) W/ DAISY CHAIN BOX LAMPS:Diagram1



L9 - Directional Signal (Turn) W/ Daisy Chain Box Lamps W/
Plow Lights:Diagram1
L9 - Directional Signal (Turn) W/ Single Tail Board W/Hazard
SW:Diagram1
L9 - Directional Signal (Turn) W/ Single Tail Board W/Plow
Lights:Diagram1
L9 - Dual Brake Switch:Diagram1
L9 - Headlight W/Plowlights W/LOWW W/O Headlight Interrupt
-10 PIN CLK:Diagram1-Combination1
L9 - Headlight W/Plowlights W/LOWW W/O Headlight Interrupt
-10 PIN CLK:Diagram1-Combination2
L9 - Headlights W/O Lights ON With Wipers (LOWW) W/O
Headlights Interrupt:Diagram1-Combination1
L9 - Headlights W/O Lights ON With Wipers (LOWW) W/O
Headlights Interrupt:Diagram1-Combination2
L9 - Headlights W/O Lights ON with wipers (LOWW) W/
Headlights Interrupt:Diagram1-Combination1
L9 - Headlights W/O Lights ON with wipers (LOWW) W/
Headlights Interrupt:Diagram1-Combination2
L9 - Headlights W/PlowLights W/Headlight Interrupt -10PIN CLK
W/LOWW W/Interrupt:Diagram1-Combination1
L9 - Headlights W/PlowLights W/Headlight Interrupt -10PIN CLK
W/LOWW W/Interrupt:Diagram1-Combination2
L9 - Headlights W/PlowLights W/O Lights ON with wipers
(LOWW) W/ Headlights Interrupt:Diagram1-Combination1
L9 - Headlights W/PlowLights W/O Lights ON with wipers
(LOWW) W/ Headlights Interrupt:Diagram1-Combination2
L9 - Headlights W/Plowlights W/O Lights ON With Wipers
(LOWW) W/O Headlights Interrupt:Diagram1-Combination1
L9 - Headlights W/Plowlights W/O Lights ON With Wipers
(LOWW) W/O Headlights Interrupt:Diagram1-Combination2
L9 - Stability Control (Bendix Straight Truck J1939 Driven
Lamp):Diagram1
L9 - Vehicle Acceleration (w/ Two PWR Two GND & Two
STS):Diagram1

Mates

1800

Name	Terminal Part Number	V-Min	Name	Wire Part Number	Wire CSA	Wire Spec	Wire Material description	Wire Color Description	Wire Length	End2 Terminal Part Number	End2 Pin Name	End2 Connector
A1	-	-	BB56A	3510317 R1	0.79	18.0	Thin Wall XLPE Primary Cable	ORANGE	1065.0	-	1	1810
A2	-	-	BB57A	3510317 R1	0.79	18.0	Thin Wall XLPE Primary Cable	ORANGE	1065.0	-	2	1810
A3	-	-	BL11-GAA	2643674 R1	0.79	18.0	Std. Wall XLPE Primary Cable	WHITE	550.0	-	X	-
A4	-	-	CE9V	3510311 R1	0.79	18.0	Thin Wall XLPE Primary Cable	GREY	450.0	-	X	-
A4	-	-	BL9V	2643673 R1	0.79	18.0	Std. Wall XLPE Primary Cable	GREY	450.0	-	X	-
A6	-	-	BL70A	3510317 R1	0.79	18.0	Thin Wall XLPE Primary Cable	ORANGE	775.0	-	C	1823
A7	-	-	BB52A	3510335 R1	0.79	18.0	Thin Wall XLPE Primary Cable	YELLOW 2	1065.0	-	3	1810
A8	-	-	BB102A	3510335 R1	0.79	18.0	Thin Wall XLPE Primary Cable	YELLOW 2	1065.0	-	4	1810

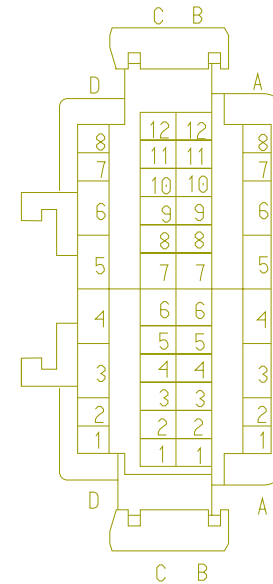
Name	Terminal Part Number	V-Min	Name	Wire Part Number	Wire CSA	Wire Spec	Wire Material description	Wire Color Description	Wire Length	End2 Terminal Part Number	End2 Pin Name	End2 Connector
B3	-	-	CB6H	2643673 R1	0.79	18.0	Std. Wall XLPE Primary Cable	GREY	550.0	-	X	-
B4	-	-	BB97Y	2643718 R1	0.79	18.0	Std. Wall XLPE Primary Cable	VIOLET	600.0	-	B	1804
B5	-	-	BB99U	4092319 R1	0.79	18.0	Std. Wall XLPE Primary Cable	VIOLET/WHITE	600.0	-	D	1804
B6	-	-	BB99W	2643718 R1	0.79	18.0	Std. Wall XLPE Primary Cable	VIOLET	600.0	-	E	1804
B9	-	-	BG70	3510317 R1	0.79	18.0	Thin Wall XLPE Primary Cable	ORANGE	775.0	-	C	1824
B10	-	-	BL85A	3510310 R1	0.53	20.0	Thin Wall XLPE Primary Cable	GREY	1125.0	-	3	1802
B10	-	-	BF85B	3510310 R1	0.53	20.0	Thin Wall XLPE Primary Cable	GREY	1125.0	-	B	1809
B11	-	-	BL100	3510310 R1	0.53	20.0	Thin Wall XLPE Primary Cable	GREY	1125.0	-	2	1802

Name	Terminal Part Number	V-Min	Name	Wire Part Number	Wire CSA	Wire Spec	Wire Material description	Wire Color Description	Wire Length	End2 Terminal Part Number	End2 Pin Name	End2 Connector
B11	-	-	BZ100	3510310 R1	0.53	20.0	Thin Wall XLPE Primary Cable	GREY	1125.0	-	2	1802
B12	-	-	CB97	3510310 R1	0.53	20.0	Thin Wall XLPE Primary Cable	GREY	1125.0	-	A	1809
C2	-	-	CB40F	3510311 R1	0.79	18.0	Thin Wall XLPE Primary Cable	GREY	775.0	-	C	1822
C3	-	-	BN94SV	2643673 R1	0.79	18.0	Std. Wall XLPE Primary Cable	GREY	425.0	-	X	-
C4	-	-	BB99V	4092319 R1	0.79	18.0	Std. Wall XLPE Primary Cable	VIOLET/WHITE	600.0	-	A	1804
C5	-	-	BB97P	4092323 R1	0.79	18.0	Std. Wall XLPE Primary Cable	VIOLET/BLACK	600.0	-	C	1804
C6	-	-	BB99E	4092323 R1	0.79	18.0	Std. Wall XLPE Primary Cable	VIOLET/BLACK	600.0	-	F	1804
C10	-	-	BN94SZ	2643673 R1	0.79	18.0	Std. Wall XLPE Primary Cable	GREY	475.0	-	X	-

Name	Terminal Part Number	V-Min	Name	Wire Part Number	Wire CSA	Wire Spec	Wire Material description	Wire Color Description	Wire Length	End2 Terminal Part Number	End2 Pin Name	End2 Connector
D3	-	-	BL62DD	3510352 R1	0.53	20.0	Thin Wall XLPE Primary Cable	DARK BLUE	1125.0	-	5	1802
D3	-	-	BF62DD	3510352 R1	0.53	20.0	Thin Wall XLPE Primary Cable	DARK BLUE	1125.0	-	C	1809
D5	-	-	BN94SE	2643673 R1	0.79	18.0	Std. Wall XLPE Primary Cable	GREY	700.0	-	C	1826
D6	-	-	BN94SF	2643673 R1	0.79	18.0	Std. Wall XLPE Primary Cable	GREY	600.0	-	C	1828

Connector Name 1800F
 Part Number 3612512C1
 Short Description CAB HARNESS CONNECTOR
 Instances

- B6.7 - Dual Brake Switch:Diagram1
- B6.7 - Brake Pressure (Auxiliary Gauge):Diagram1
- B6.7 - Brake Pressure (Virtual Gauge):Diagram1
- B6.7 - City Horn (W/ 4PIN CLK & P. Brake):Diagram1-Combination1
- B6.7 - City Horn (W/ 4PIN CLK & P. Brake):Diagram1-Combination2
- B6.7 - City Horn (W/ 4PIN CLK):Diagram1-Combination1
- B6.7 - City Horn (W/ 4PIN CLK):Diagram1-Combination2
- B6.7 - City Horn (W/ 10PIN CLK & P. Brake):Diagram1
- B6.7 - City Horn (W/ 10PIN CLK):Diagram1
- B6.7 - Clutch Monitoring (High and Low Switch to BCM):Diagram1
- B6.7 - Directional Signal (Turn) W/ DAISY CHAIN BOX LAMPS:Diagram1
- B6.7 - Directional Signal (Turn) W/ Daisy Chain Box Lamps W/ Plow Lights:Diagram1
- B6.7 - Directional Signal (Turn) W/ LED BOX LAMPS:Diagram1
- B6.7 - Directional Signal (Turn) W/ LED BOX LAMPS W/Plow Lights:Diagram1
- B6.7 - Directional Signal (Turn) W/ Single Tail Board W/Hazard SW:Diagram1
- B6.7 - Directional Signal (Turn) W/ Single Tail Board W/Plow Lights:Diagram1
- B6.7 - Headlights W 10PIN CLK W/LOWW W/O Interrupt:Diagram1-Combination1
- B6.7 - Headlights W 10PIN CLK W/LOWW W/O Interrupt:Diagram1-Combination2
- B6.7 - Headlights W 10PIN CLK W/LOWW W/ Interrupt:Diagram1-Combination1
- B6.7 - Headlights W 10PIN CLK W/LOWW W/ Interrupt:Diagram1-Combination2
- B6.7 - Headlights W/O Lights ON with wipers (LOWW) W/ Headlights Interrupt:Diagram1-Combination1
- B6.7 - Headlights W/O Lights ON with wipers (LOWW) W/ Headlights Interrupt:Diagram1-Combination2
- B6.7 - Headlights W/O Lights ON With Wipers (LOWW) W/O Headlights Interrupt:Diagram1-Combination1
- B6.7 - Headlights W/O Lights ON With Wipers (LOWW) W/O Headlights Interrupt:Diagram1-Combination2



B6.7 - PARK LIGHTS - W/Marker Interrupt 10pin
CLCKSPRING:Diagram1-Combination1
B6.7 - PARK LIGHTS - W/Marker Interrupt 10pin
CLCKSPRING:Diagram1-Combination2
B6.7 - Stability Control (Bendix Straight Truck J1939 Driven
Lamp):Diagram1
B6.7 - Vehicle Acceleration (w/ Two PWR Two GND & Two
STS):Diagram1
B6.7 - Windshield Washer Pump:Diagram1-Combination1
B6.7 - Windshield Washer Pump:Diagram1-Combination2
B6.7 - Windshield Washer Pump & Low Fluid Sensor:Diagram1-
Combination1
B6.7 - Windshield Washer Pump & Low Fluid Sensor:Diagram1-
Combination2
B6.7 - Windshield Wipers:Diagram1
B6.7/L9 - Park Brake Controls (Monitoring) (Door Switch City
Horn Hydraulic with Lever):Diagram1
B6.7/L9 - Park Brake Controls (Monitoring) (Hydraulic with
Lever):Diagram1
B6.7/L9 - Park Brake Controls (Monitoring) W (Door Switch City
Horn Hydraulic with Lever):Diagram1
B6.7/L9 - Adjustable Engine Speed Control (PTO) 4-
pin:Diagram1
B6.7/L9 - Adjustable Engine Speed Control (PTO) 10-
pin:Diagram1-Combination1
B6.7/L9 - Adjustable Engine Speed Control (PTO) 10-
pin:Diagram1-Combination2
B6.7/L9 - Compressed Air Supply:Diagram1
B6.7/L9 - Cruise Control (W/ One Telltale 4 Pin):Diagram1-
Combination1
B6.7/L9 - Cruise Control (W/ One Telltale 4 Pin):Diagram1-
Combination2
B6.7/L9 - Cruise Control (W/ One Telltale 10 Pin):Diagram1-
Combination1
B6.7/L9 - Cruise Control (W/ One Telltale 10 Pin):Diagram1-
Combination2
B6.7/L9 - Park Brake Control (Monitoring) (GEN IV
BCM):Diagram1
B6.7/L9 - Park Brake Control (Monitoring) (W/Vehicle
Speed):Diagram1
B6.7/L9 - Park Brake Controls (Monitoring) (Door Switch City
Horn):Diagram1
B6.7/L9 - Park Brake Controls (Monitoring) W (Door Switch City
Horn):Diagram1

B6.7/L9 - Park Brake Controls (Monitoring) W (Hydraulic with Lever):Diagram1
 B6.7/L9 - Vehicle Speed Control (Cruise Control) 4
 Pin:Diagram1
 B6.7/L9 - Vehicle Speed Control (Cruise Control) 10
 Pin:Diagram1
 L9 - Clutch Monitoring (High and Low Switch to BCM):Diagram1
 L9 - Directional Signal (Turn) W/ LED BOX LAMPS:Diagram1
 L9 - Directional Signal (Turn) W/ LED BOX LAMPS W/Plow Lights:Diagram1
 L9 - Headlights W 10PIN CLK W/LOWW W/Interrupt:Diagram1-Combination1
 L9 - Headlights W 10PIN CLK W/LOWW W/Interrupt:Diagram1-Combination2
 L9 - Headlights W 10PIN CLK W/LOWW W/O Interrupt:Diagram1-Combination1
 L9 - Headlights W 10PIN CLK W/LOWW W/O Interrupt:Diagram1-Combination2
 L9 - PARK LIGHTS - W/Marker Interrupt 4 pin clockspring:Diagram1-Combination1
 L9 - PARK LIGHTS - W/Marker Interrupt 4 pin clockspring:Diagram1-Combination2
 L9 - PARK LIGHTS - W/Marker Interrupt 10pin CLCKSPRING:Diagram1-Combination1
 L9 - PARK LIGHTS - W/Marker Interrupt 10pin CLCKSPRING:Diagram1-Combination2
 L9 - Windshield Washer Pump:Diagram1-Combination1
 L9 - Windshield Washer Pump:Diagram1-Combination2
 L9 - Windshield Washer Pump & Low Fluid Sensor:Diagram1-Combination1
 L9 - Windshield Washer Pump & Low Fluid Sensor:Diagram1-Combination2
 L9 - Windshield Wipers:Diagram1

Mates 1800

Name	Terminal Part Number	V-Min	Name	Wire Part Number	Wire CSA	Wire Spec	Wire Material description	Wire Color Description	Wire Length	End2 Terminal Part Number	End2 Pin Name	End2 Connector
A1	-	-	BB56A	3510317 R1	0.79	18.0	Thin Wall XLPE Primary Cable	ORANGE	1065.0	-	1	1810

Name	Terminal Part Number	V-Min	Name	Wire Part Number	Wire CSA	Wire Spec	Wire Material description	Wire Color Description	Wire Length	End2 Terminal Part Number	End2 Pin Name	End2 Connect or
A1	-	-	BB56A	3510317 R1	0.79	18.0	Thin Wall XLPE Primary Cable	ORANGE	1065.0	-	1	1801
A2	-	-	BB57A	3510317 R1	0.79	18.0	Thin Wall XLPE Primary Cable	ORANGE	1065.0	-	2	1810
A2	-	-	BB57A	3510317 R1	0.79	18.0	Thin Wall XLPE Primary Cable	ORANGE	1065.0	-	2	1801
A3	-	-	BL11-GAA	2643674 R1	0.79	18.0	Std. Wall XLPE Primary Cable	WHITE	550.0	-	X	-
A3	-	-	BF11-GAA	3510359 R1	0.79	18.0	Thin Wall XLPE Primary Cable	WHITE	1065.0	-	6	1810
A3	-	-	BG11-GAA	3510359 R1	0.79	18.0	Thin Wall XLPE Primary Cable	WHITE	1065.0	-	6	1810
A3	-	-	BG11-GAA	3510359 R1	0.79	18.0	Thin Wall XLPE Primary Cable	WHITE	1065.0	-	6	1801
A4	-	-	CE9V	3510311 R1	0.79	18.0	Thin Wall XLPE Primary Cable	GREY	450.0	-	X	-

Name	Terminal Part Number	V-Min	Name	Wire Part Number	Wire CSA	Wire Spec	Wire Material description	Wire Color Description	Wire Length	End2 Terminal Part Number	End2 Pin Name	End2 Connector
A4	-	-	CF9V	3510311 R1	0.79	18.0	Thin Wall XLPE Primary Cable	GREY	450.0	-	X	-
A4	-	-	BL9V	2643673 R1	0.79	18.0	Std. Wall XLPE Primary Cable	GREY	450.0	-	X	-
A4	-	-	BZ9V	3510311 R1	0.79	18.0	Thin Wall XLPE Primary Cable	GREY	450.0	-	X	-
A5	-	-	BB87A	3510311 R1	0.79	18.0	Thin Wall XLPE Primary Cable	GREY	1065.0	-	12	1810
A5	-	-	BB87A	3510311 R1	0.79	18.0	Thin Wall XLPE Primary Cable	GREY	1065.0	-	12	1801
A6	-	-	BL70A	3510317 R1	0.79	18.0	Thin Wall XLPE Primary Cable	ORANGE	775.0	-	C	1806
A7	-	-	BB52A	3510335 R1	0.79	18.0	Thin Wall XLPE Primary Cable	YELLOW 2	1065.0	-	3	1810
A8	-	-	BB102A	3510335 R1	0.79	18.0	Thin Wall XLPE Primary Cable	YELLOW 2	1065.0	-	4	1810

Name	Terminal Part Number	V-Min	Name	Wire Part Number	Wire CSA	Wire Spec	Wire Material description	Wire Color Description	Wire Length	End2 Terminal Part Number	End2 Pin Name	End2 Connector
B1	-	-	BB82B	3510311 R1	0.79	18.0	Thin Wall XLPE Primary Cable	GREY	1065.0	-	5	1801
B1	-	-	BB82B	3510311 R1	0.79	18.0	Thin Wall XLPE Primary Cable	GREY	1065.0	-	5	1810
B2	-	-	BL40A	3510311 R1	0.79	18.0	Thin Wall XLPE Primary Cable	GREY	800.0	-	C	1812
B3	-	-	CB6H	2643673 R1	0.79	18.0	Std. Wall XLPE Primary Cable	GREY	550.0	-	X	-
B3	-	-	CC6HB	3510311 R1	0.79	18.0	Thin Wall XLPE Primary Cable	GREY	650.0	-	B	1811
B4	-	-	BB97Y	2643718 R1	0.79	18.0	Std. Wall XLPE Primary Cable	VIOLET	600.0	-	B	1804
B5	-	-	BB99U	4092319 R1	0.79	18.0	Std. Wall XLPE Primary Cable	VIOLET/WHITE	600.0	-	D	1804
B6	-	-	BB99W	2643718 R1	0.79	18.0	Std. Wall XLPE Primary Cable	VIOLET	600.0	-	E	1804

Name	Terminal Part Number	V-Min	Name	Wire Part Number	Wire CSA	Wire Spec	Wire Material description	Wire Color Description	Wire Length	End2 Terminal Part Number	End2 Pin Name	End2 Connector
B7	-	-	CD44BB	2643674 R1	0.79	18.0	Std. Wall XLPE Primary Cable	WHITE	1840.0	-	A	1815A
B7	-	-	BZ44BB	3510311 R1	0.79	18.0	Thin Wall XLPE Primary Cable	GREY	725.0	-	C	1808
B9	-	-	BG70	3510317 R1	0.79	18.0	Thin Wall XLPE Primary Cable	ORANGE	775.0	-	C	1806
B10	-	-	BF85B	3510310 R1	0.53	20.0	Thin Wall XLPE Primary Cable	GREY	1125.0	-	B	1809
B10	-	-	BL85A	3510310 R1	0.53	20.0	Thin Wall XLPE Primary Cable	GREY	1125.0	-	3	1802
B11	-	-	BZ100	3510310 R1	0.53	20.0	Thin Wall XLPE Primary Cable	GREY	1125.0	-	2	1802
B12	-	-	BZ97	3510310 R1	0.53	20.0	Thin Wall XLPE Primary Cable	GREY	1125.0	-	1	1802
B12	-	-	BG97	3510310 R1	0.53	20.0	Thin Wall XLPE Primary Cable	GREY	1125.0	-	A	1809

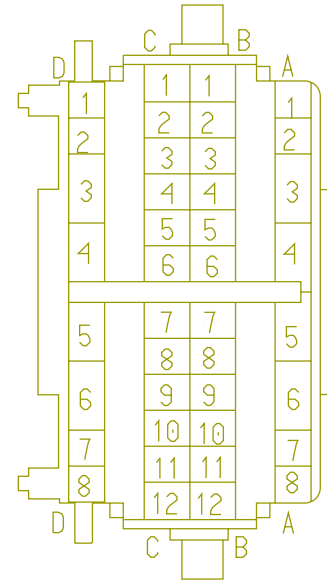
Name	Terminal Part Number	V-Min	Name	Wire Part Number	Wire CSA	Wire Spec	Wire Material description	Wire Color Description	Wire Length	End2 Terminal Part Number	End2 Pin Name	End2 Connector
B12	-	-	CB97	3510310 R1	0.53	20.0	Thin Wall XLPE Primary Cable	GREY	1125.0	-	A	1809
C1	-	-	BB82A	3510311 R1	0.79	18.0	Thin Wall XLPE Primary Cable	GREY	1065.0	-	11	1801
C1	-	-	BB82A	3510311 R1	0.79	18.0	Thin Wall XLPE Primary Cable	GREY	1065.0	-	11	1810
C2	-	-	CB40F	3510311 R1	0.79	18.0	Thin Wall XLPE Primary Cable	GREY	775.0	-	C	1822
C3	-	-	BN94SV	2643673 R1	0.79	18.0	Std. Wall XLPE Primary Cable	GREY	425.0	-	X	-
C4	-	-	BB99V	4092319 R1	0.79	18.0	Std. Wall XLPE Primary Cable	VIOLET/WHITE	600.0	-	A	1804
C5	-	-	BB97P	4092323 R1	0.79	18.0	Std. Wall XLPE Primary Cable	VIOLET/BLACK	600.0	-	C	1804
C6	-	-	BB99E	4092323 R1	0.79	18.0	Std. Wall XLPE Primary Cable	VIOLET/BLACK	600.0	-	F	1804

Name	Terminal Part Number	V-Min	Name	Wire Part Number	Wire CSA	Wire Spec	Wire Material description	Wire Color Description	Wire Length	End2 Terminal Part Number	End2 Pin Name	End2 Connector
C9	-	-	BB82	3510311 R1	0.79	18.0	Thin Wall XLPE Primary Cable	GREY	1065.0	-	8	1801
C9	-	-	BB82	3510311 R1	0.79	18.0	Thin Wall XLPE Primary Cable	GREY	1065.0	-	8	1810
C10	-	-	BN94SZ	2643673 R1	0.79	18.0	Std. Wall XLPE Primary Cable	GREY	475.0	-	X	-
C11	-	-	CB97A	2643718 R1	0.79	18.0	Std. Wall XLPE Primary Cable	VIOLET	550.0	-	C	1811
C11	-	-	CB97A	2643718 R1	0.79	18.0	Std. Wall XLPE Primary Cable	VIOLET	550.0	-	C	1807
C12	-	-	CA40	3510311 R1	0.79	18.0	Thin Wall XLPE Primary Cable	GREY	650.0	-	C	1811
D3	-	-	BF62DD	3510352 R1	0.53	20.0	Thin Wall XLPE Primary Cable	DARK BLUE	1125.0	-	C	1809
D3	-	-	BL62DD	3510352 R1	0.53	20.0	Thin Wall XLPE Primary Cable	DARK BLUE	1125.0	-	5	1802

Name	Terminal Part Number	V-Min	Name	Wire Part Number	Wire CSA	Wire Spec	Wire Material description	Wire Color Description	Wire Length	End2 Terminal Part Number	End2 Pin Name	End2 Connector
D3	-	-	BG62DD	3510352 R1	0.53	20.0	Thin Wall XLPE Primary Cable	DARK BLUE	1125.0	-	C	1809
D3	-	-	AB62DD	3510353 R1	0.79	18.0	Thin Wall XLPE Primary Cable	DARK BLUE	885.0	-	X	-
D3	-	-	AC62DD	3510353 R1	0.79	18.0	Thin Wall XLPE Primary Cable	DARK BLUE	885.0	-	X	-
D5	-	-	BN94SE	2643673 R1	0.79	18.0	Std. Wall XLPE Primary Cable	GREY	700.0	-	C	1826
D6	-	-	BN94SF	2643673 R1	0.79	18.0	Std. Wall XLPE Primary Cable	GREY	600.0	-	C	1828
D7	-	-	CD17J	3510323 R1	0.79	18.0	Thin Wall XLPE Primary Cable	PINK	550.0	-	A	1811
D7	-	-	CD17J	3510323 R1	0.79	18.0	Thin Wall XLPE Primary Cable	PINK	550.0	-	A	1807
D8	-	-	CB17H	3510323 R1	0.79	18.0	Thin Wall XLPE Primary Cable	PINK	550.0	-	B	1811
D8	-	-	CE17H	3510323 R1	0.79	18.0	Thin Wall XLPE Primary Cable	PINK	550.0	-	B	1807

Connector Name 1800
 Part Number 3553649C1
 Short Description DCM CONNECTOR
 Instances

- B6.7 - Headlight W/Plowlights, W/LOWW, W/O Interrupt:Diagram1-Combination1
- B6.7 - Headlight W/Plowlights, W/LOWW, W/O Interrupt:Diagram1-Combination2
- B6.7 - Headlight W/Plowlights, W/O LOWW, W/O Interrupt:Diagram1-Combination1
- B6.7 - Headlight W/Plowlights, W/O LOWW, W/O Interrupt:Diagram1-Combination2
- B6.7 - Headlights W/PlowLights, W/LOWW, W/ Interrupt:Diagram1-Combination1
- B6.7 - Headlights W/PlowLights, W/LOWW, W/ Interrupt:Diagram1-Combination2
- B6.7 - Headlights W/PlowLights, W/O LOWW, W/ Interrupt:Diagram1-Combination1
- B6.7 - Headlights W/PlowLights, W/O LOWW, W/ Interrupt:Diagram1-Combination2
- B6.7 - PARK LIGHTS - W/Marker Interrupt 4 pin clockspring:Diagram1-Combination1
- B6.7 - PARK LIGHTS - W/Marker Interrupt 4 pin clockspring:Diagram1-Combination2
- B6.7/L9 - Radio w/Bluetooth:Diagram1-Combination1
- B6.7/L9 - Radio w/Bluetooth:Diagram1-Combination2
- B6.7/L9 - Radio w/Steering Wheel Pod:Diagram1-Combination1
- B6.7/L9 - Radio w/Steering Wheel Pod:Diagram1-Combination2
- L9 - Bendix; Tractor or Towing Truck; N/ Air SUSP; J1939 Driven Lamp:Diagram1
- L9 - Bendix; Tractor or Towing Truck; W/ Air SUSP; J1939 Driven Lamp:Diagram1
- L9 - Brake Pressure (Auxiliary Gauge):Diagram1
- L9 - Brake Pressure (Virtual Gauge):Diagram1
- L9 - City Horn (W/ 4PIN CLK & P. Brake):Diagram1-Combination1
- L9 - City Horn (W/ 4PIN CLK & P. Brake):Diagram1-Combination2
- L9 - City Horn (W/ 4PIN CLK):Diagram1-Combination1
- L9 - City Horn (W/ 4PIN CLK):Diagram1-Combination2
- L9 - City Horn (W/ 10PIN CLK & P. Brake):Diagram1
- L9 - City Horn (W/ 10PIN CLK):Diagram1
- L9 - Directional Signal (Turn) W/ DAISY CHAIN BOX LAMPS:Diagram1



L9 - Directional Signal (Turn) W/ Daisy Chain Box Lamps W/
Plow Lights:Diagram1
L9 - Directional Signal (Turn) W/ Single Tail Board W/Hazard
SW:Diagram1
L9 - Directional Signal (Turn) W/ Single Tail Board W/Plow
Lights:Diagram1
L9 - Dual Brake Switch:Diagram1
L9 - Headlight W/Plowlights W/LOWW W/O Headlight Interrupt
-10 PIN CLK:Diagram1-Combination1
L9 - Headlight W/Plowlights W/LOWW W/O Headlight Interrupt
-10 PIN CLK:Diagram1-Combination2
L9 - Headlights W/O Lights ON With Wipers (LOWW) W/O
Headlights Interrupt:Diagram1-Combination1
L9 - Headlights W/O Lights ON With Wipers (LOWW) W/O
Headlights Interrupt:Diagram1-Combination2
L9 - Headlights W/O Lights ON with wipers (LOWW) W/
Headlights Interrupt:Diagram1-Combination1
L9 - Headlights W/O Lights ON with wipers (LOWW) W/
Headlights Interrupt:Diagram1-Combination2
L9 - Headlights W/PlowLights W/Headlight Interrupt -10PIN CLK
W/LOWW W/Interrupt:Diagram1-Combination1
L9 - Headlights W/PlowLights W/Headlight Interrupt -10PIN CLK
W/LOWW W/Interrupt:Diagram1-Combination2
L9 - Headlights W/PlowLights W/O Lights ON with wipers
(LOWW) W/ Headlights Interrupt:Diagram1-Combination1
L9 - Headlights W/PlowLights W/O Lights ON with wipers
(LOWW) W/ Headlights Interrupt:Diagram1-Combination2
L9 - Headlights W/Plowlights W/O Lights ON With Wipers
(LOWW) W/O Headlights Interrupt:Diagram1-Combination1
L9 - Headlights W/Plowlights W/O Lights ON With Wipers
(LOWW) W/O Headlights Interrupt:Diagram1-Combination2
L9 - Stability Control (Bendix Straight Truck J1939 Driven
Lamp):Diagram1
L9 - Vehicle Acceleration (w/ Two PWR Two GND & Two
STS):Diagram1

Mates

1800F

Name	Terminal Part Number	V-Min	Name	Wire Part Number	Wire CSA	Wire Spec	Wire Material description	Wire Color Description	Wire Length	End2 Terminal Part Number	End2 Pin Name	End2 Connector
A1	-	-	AA56B	3510316 R1	0.53	20.0	Thin Wall XLPE Primary Cable	ORANGE	1365.0	-	A7	J3-1600
A2	-	-	AA57B	3510316 R1	0.53	20.0	Thin Wall XLPE Primary Cable	ORANGE	1365.0	-	A6	J3-1600
A3	-	-	AD87-GA	3510359 R1	0.79	18.0	Thin Wall XLPE Primary Cable	WHITE	430.0	-	-	-
A4	-	-	KA9C	3510311 R1	0.79	18.0	Thin Wall XLPE Primary Cable	GREY	355.0	-	X	-
A6	-	-	WB70A	3510364 R1	0.53	20.0	Thin Wall XLPE Primary Cable	RED	1385.0	-	E14	J5-1602
A7	-	-	AA52D	2643768 R1	0.53	20.0	Std. Wall XLPE Primary Cable	YELLOW 2	1365.0	-	A4	J3-1600
A8	-	-	AA102A	3510334 R1	0.53	20.0	Thin Wall XLPE Primary Cable	YELLOW 2	1365.0	-	A14	J3-1600
B3	-	-	WC6	3510310 R1	0.53	20.0	Thin Wall XLPE Primary Cable	GREY	1385.0	-	E4	J5-1602

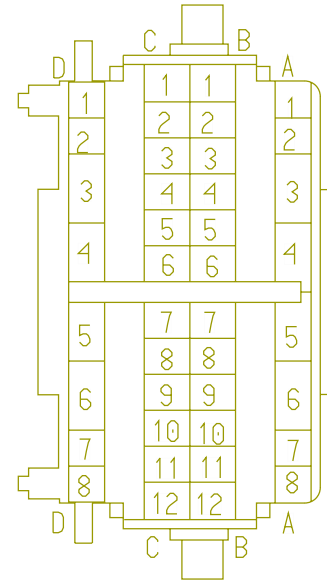
Name	Terminal Part Number	V-Min	Name	Wire Part Number	Wire CSA	Wire Spec	Wire Material description	Wire Color Description	Wire Length	End2 Terminal Part Number	End2 Pin Name	End2 Connector
B3	-	-	NK6	2643673 R1	0.79	18.0	Std. Wall XLPE Primary Cable	GREY	1385.0	-	E4	J5-1602
B4	-	-	BE97B	3510347 R1	0.79	18.0	Thin Wall XLPE Primary Cable	VIOLET	2270.0	-	36	1703M
B5	-	-	BD97MA	3510347 R1	0.79	18.0	Thin Wall XLPE Primary Cable	VIOLET	2270.0	-	38	1703M
B5	-	-	BE97F	3510348 R1	1.16	16.0	Thin Wall XLPE Primary Cable	VIOLET	2270.0	-	38	1703M
B6	-	-	BD97NA	3510347 R1	0.79	18.0	Thin Wall XLPE Primary Cable	VIOLET	2270.0	-	37	1703M
B6	-	-	BE97WD	3510347 R1	0.79	18.0	Thin Wall XLPE Primary Cable	VIOLET	2270.0	-	37	1703M
B9	-	-	WB70	3510364 R1	0.53	20.0	Thin Wall XLPE Primary Cable	RED	1385.0	-	E15	J5-1602
B9	-	-	XS70	3510311 R1	0.79	18.0	Thin Wall XLPE Primary Cable	GREY	1385.0	-	E15	J5-1602

Name	Terminal Part Number	V-Min	Name	Wire Part Number	Wire CSA	Wire Spec	Wire Material description	Wire Color Description	Wire Length	End2 Terminal Part Number	End2 Pin Name	End2 Connector
B10	-	-	AA85A	3510310 R1	0.53	20.0	Thin Wall XLPE Primary Cable	GREY	1365.0	-	A5	J3-1600
B11	-	-	AA150	3510310 R1	0.53	20.0	Thin Wall XLPE Primary Cable	GREY	1365.0	-	B16	J3-1600
B12	-	-	SN86A	3510311 R1	0.79	18.0	Thin Wall XLPE Primary Cable	GREY	1365.0	-	B1	J3-1600
C2	-	-	NK40BB	3510311 R1	0.79	18.0	Thin Wall XLPE Primary Cable	GREY	1365.0	-	B14	J3-1600
C3	-	-	XK94SVE	3510311 R1	0.79	18.0	Thin Wall XLPE Primary Cable	GREY	1855.0	-	X	-
C3	-	-	XH94SV	3510311 R1	0.79	18.0	Thin Wall XLPE Primary Cable	GREY	2065.0	-	4	1403
C3	-	-	XF94SV	3510312 R1	1.16	16.0	Thin Wall XLPE Primary Cable	GREY	1855.0	-	X	-
C4	-	-	BE99B	3510347 R1	0.79	18.0	Thin Wall XLPE Primary Cable	VIOLET	2270.0	-	47	1703M

Name	Terminal Part Number	V-Min	Name	Wire Part Number	Wire CSA	Wire Spec	Wire Material description	Wire Color Description	Wire Length	End2 Terminal Part Number	End2 Pin Name	End2 Connector
C5	-	-	BD97C	3510347 R1	0.79	18.0	Thin Wall XLPE Primary Cable	VIOLET	2270.0	-	49	1703M
C6	-	-	BE97MA	3510347 R1	0.79	18.0	Thin Wall XLPE Primary Cable	VIOLET	2270.0	-	48	1703M
C6	-	-	BD99DA	3510347 R1	0.79	18.0	Thin Wall XLPE Primary Cable	VIOLET	2270.0	-	48	1703M
C10	-	-	XK94SZE	3510311 R1	0.79	18.0	Thin Wall XLPE Primary Cable	GREY	1875.0	-	X	-
C10	-	-	XH94SZ	3510311 R1	0.79	18.0	Thin Wall XLPE Primary Cable	GREY	2065.0	-	1	1403
D3	-	-	AB62DD	3510353 R1	0.79	18.0	Thin Wall XLPE Primary Cable	DARK BLUE	885.0	-	X	-
D3	-	-	AC62DD	3510353 R1	0.79	18.0	Thin Wall XLPE Primary Cable	DARK BLUE	885.0	-	X	-
D5	-	-	XL94SE	3510311 R1	0.79	18.0	Thin Wall XLPE Primary Cable	GREY	2065.0	-	2	1403
D6	-	-	XL94SF	3510311 R1	0.79	18.0	Thin Wall XLPE Primary Cable	GREY	2065.0	-	5	1403

Connector Name 1800
 Part Number 3553649C1
 Short Description DCM CONNECTOR
 Instances

- B6.7 - Dual Brake Switch:Diagram1
- B6.7 - Brake Pressure (Auxiliary Gauge):Diagram1
- B6.7 - Brake Pressure (Virtual Gauge):Diagram1
- B6.7 - City Horn (W/ 4PIN CLK & P. Brake):Diagram1-Combination1
- B6.7 - City Horn (W/ 4PIN CLK & P. Brake):Diagram1-Combination2
- B6.7 - City Horn (W/ 4PIN CLK):Diagram1-Combination1
- B6.7 - City Horn (W/ 4PIN CLK):Diagram1-Combination2
- B6.7 - City Horn (W/ 10PIN CLK & P. Brake):Diagram1
- B6.7 - City Horn (W/ 10PIN CLK):Diagram1
- B6.7 - Clutch Monitoring (High and Low Switch to BCM):Diagram1
- B6.7 - Directional Signal (Turn) W/ DAISY CHAIN BOX LAMPS:Diagram1
- B6.7 - Directional Signal (Turn) W/ Daisy Chain Box Lamps W/ Plow Lights:Diagram1
- B6.7 - Directional Signal (Turn) W/ LED BOX LAMPS:Diagram1
- B6.7 - Directional Signal (Turn) W/ LED BOX LAMPS W/Plow Lights:Diagram1
- B6.7 - Directional Signal (Turn) W/ Single Tail Board W/Hazard SW:Diagram1
- B6.7 - Directional Signal (Turn) W/ Single Tail Board W/Plow Lights:Diagram1
- B6.7 - Headlights W 10PIN CLK W/LOWW W/O Interrupt:Diagram1-Combination1
- B6.7 - Headlights W 10PIN CLK W/LOWW W/O Interrupt:Diagram1-Combination2
- B6.7 - Headlights W 10PIN CLK W/LOWW W/ Interrupt:Diagram1-Combination1
- B6.7 - Headlights W 10PIN CLK W/LOWW W/ Interrupt:Diagram1-Combination2
- B6.7 - Headlights W/O Lights ON with wipers (LOWW) W/ Headlights Interrupt:Diagram1-Combination1
- B6.7 - Headlights W/O Lights ON with wipers (LOWW) W/ Headlights Interrupt:Diagram1-Combination2
- B6.7 - Headlights W/O Lights ON With Wipers (LOWW) W/O Headlights Interrupt:Diagram1-Combination1
- B6.7 - Headlights W/O Lights ON With Wipers (LOWW) W/O Headlights Interrupt:Diagram1-Combination2



B6.7 - PARK LIGHTS - W/Marker Interrupt 10pin
CLCKSPRING:Diagram1-Combination1
B6.7 - PARK LIGHTS - W/Marker Interrupt 10pin
CLCKSPRING:Diagram1-Combination2
B6.7 - Stability Control (Bendix Straight Truck J1939 Driven
Lamp):Diagram1
B6.7 - Vehicle Acceleration (w/ Two PWR Two GND & Two
STS):Diagram1
B6.7 - Windshield Washer Pump:Diagram1-Combination1
B6.7 - Windshield Washer Pump:Diagram1-Combination2
B6.7 - Windshield Washer Pump & Low Fluid Sensor:Diagram1-
Combination1
B6.7 - Windshield Washer Pump & Low Fluid Sensor:Diagram1-
Combination2
B6.7 - Windshield Wipers:Diagram1
B6.7/L9 - Park Brake Controls (Monitoring) (Door Switch City
Horn Hydraulic with Lever):Diagram1
B6.7/L9 - Park Brake Controls (Monitoring) (Hydraulic with
Lever):Diagram1
B6.7/L9 - Park Brake Controls (Monitoring) W (Door Switch City
Horn Hydraulic with Lever):Diagram1
B6.7/L9 - Adjustable Engine Speed Control (PTO) 4-
pin:Diagram1
B6.7/L9 - Adjustable Engine Speed Control (PTO) 10-
pin:Diagram1-Combination1
B6.7/L9 - Adjustable Engine Speed Control (PTO) 10-
pin:Diagram1-Combination2
B6.7/L9 - Compressed Air Supply:Diagram1
B6.7/L9 - Cruise Control (W/ One Telltale 4 Pin):Diagram1-
Combination1
B6.7/L9 - Cruise Control (W/ One Telltale 4 Pin):Diagram1-
Combination2
B6.7/L9 - Cruise Control (W/ One Telltale 10 Pin):Diagram1-
Combination1
B6.7/L9 - Cruise Control (W/ One Telltale 10 Pin):Diagram1-
Combination2
B6.7/L9 - Park Brake Control (Monitoring) (GEN IV
BCM):Diagram1
B6.7/L9 - Park Brake Control (Monitoring) (W/Vehicle
Speed):Diagram1
B6.7/L9 - Park Brake Controls (Monitoring) (Door Switch City
Horn):Diagram1
B6.7/L9 - Park Brake Controls (Monitoring) W (Door Switch City
Horn):Diagram1

B6.7/L9 - Park Brake Controls (Monitoring) W (Hydraulic with Lever):Diagram1
 B6.7/L9 - Vehicle Speed Control (Cruise Control) 4
 Pin:Diagram1
 B6.7/L9 - Vehicle Speed Control (Cruise Control) 10
 Pin:Diagram1
 L9 - Clutch Monitoring (High and Low Switch to BCM):Diagram1
 L9 - Directional Signal (Turn) W/ LED BOX LAMPS:Diagram1
 L9 - Directional Signal (Turn) W/ LED BOX LAMPS W/Plow Lights:Diagram1
 L9 - Headlights W 10PIN CLK W/LOWW W/Interrupt:Diagram1-Combination1
 L9 - Headlights W 10PIN CLK W/LOWW W/Interrupt:Diagram1-Combination2
 L9 - Headlights W 10PIN CLK W/LOWW W/O Interrupt:Diagram1-Combination1
 L9 - Headlights W 10PIN CLK W/LOWW W/O Interrupt:Diagram1-Combination2
 L9 - PARK LIGHTS - W/Marker Interrupt 4 pin clockspring:Diagram1-Combination1
 L9 - PARK LIGHTS - W/Marker Interrupt 4 pin clockspring:Diagram1-Combination2
 L9 - PARK LIGHTS - W/Marker Interrupt 10pin CLCKSPRING:Diagram1-Combination1
 L9 - PARK LIGHTS - W/Marker Interrupt 10pin CLCKSPRING:Diagram1-Combination2
 L9 - Windshield Washer Pump:Diagram1-Combination1
 L9 - Windshield Washer Pump:Diagram1-Combination2
 L9 - Windshield Washer Pump & Low Fluid Sensor:Diagram1-Combination1
 L9 - Windshield Washer Pump & Low Fluid Sensor:Diagram1-Combination2
 L9 - Windshield Wipers:Diagram1

Mates 1800F

Name	Terminal Part Number	V-Min	Name	Wire Part Number	Wire CSA	Wire Spec	Wire Material description	Wire Color Description	Wire Length	End2 Terminal Part Number	End2 Pin Name	End2 Connector
A1	-	-	AA56B	3510316 R1	0.53	20.0	Thin Wall XLPE Primary Cable	ORANGE	1365.0	-	A7	J3-1600

Name	Terminal Part Number	V-Min	Name	Wire Part Number	Wire CSA	Wire Spec	Wire Material description	Wire Color Description	Wire Length	End2 Terminal Part Number	End2 Pin Name	End2 Connector
A2	-	-	AA57B	3510316 R1	0.53	20.0	Thin Wall XLPE Primary Cable	ORANGE	1365.0	-	A6	J3-1600
A3	-	-	AD87-GA	3510359 R1	0.79	18.0	Thin Wall XLPE Primary Cable	WHITE	430.0	-	-	-
A4	-	-	KA9C	3510311 R1	0.79	18.0	Thin Wall XLPE Primary Cable	GREY	355.0	-	X	-
A5	-	-	HJ87A	3510311 R1	0.79	18.0	Thin Wall XLPE Primary Cable	GREY	505.0	-	X	-
A5	-	-	HE87A	3510310 R1	0.53	20.0	Thin Wall XLPE Primary Cable	GREY	485.0	-	X	-
A6	-	-	WB70A	3510364 R1	0.53	20.0	Thin Wall XLPE Primary Cable	RED	1385.0	-	E14	J5-1602
A7	-	-	AA52D	2643768 R1	0.53	20.0	Std. Wall XLPE Primary Cable	YELLOW 2	1365.0	-	A4	J3-1600
A7	-	-	AA52D	2643768 R1	0.53	20.0	Std. Wall XLPE Primary Cable	YELLOW 2	1365.0	-	A14	J3-1600

Name	Terminal Part Number	V-Min	Name	Wire Part Number	Wire CSA	Wire Spec	Wire Material description	Wire Color Description	Wire Length	End2 Terminal Part Number	End2 Pin Name	End2 Connector
A8	-	-	AA102A	3510334 R1	0.53	20.0	Thin Wall XLPE Primary Cable	YELLOW 2	1365.0	-	A14	J3-1600
A8	-	-	AA102A	3510334 R1	0.53	20.0	Thin Wall XLPE Primary Cable	YELLOW 2	1365.0	-	A4	J3-1600
B1	-	-	AA82C	3510310 R1	0.53	20.0	Thin Wall XLPE Primary Cable	GREY	1365.0	-	A11	J3-1600
B2	-	-	NK40A	2643673 R1	0.79	18.0	Std. Wall XLPE Primary Cable	GREY	1365.0	-	B3	J3-1600
B3	-	-	WC6	3510310 R1	0.53	20.0	Thin Wall XLPE Primary Cable	GREY	1385.0	-	E4	J5-1602
B3	-	-	NK6	2643673 R1	0.79	18.0	Std. Wall XLPE Primary Cable	GREY	1385.0	-	E4	J5-1602
B4	-	-	BE97B	3510347 R1	0.79	18.0	Thin Wall XLPE Primary Cable	VIOLET	2270.0	-	36	1703M
B5	-	-	BE97F	3510348 R1	1.16	16.0	Thin Wall XLPE Primary Cable	VIOLET	2270.0	-	38	1703M

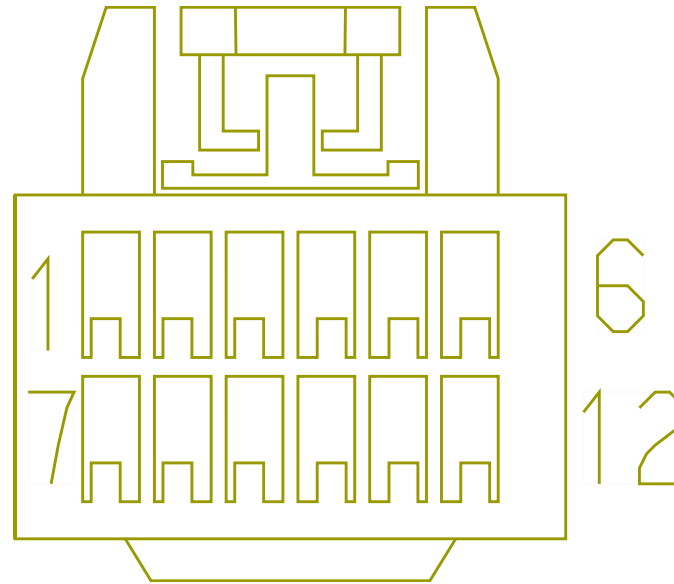
Name	Terminal Part Number	V-Min	Name	Wire Part Number	Wire CSA	Wire Spec	Wire Material description	Wire Color Description	Wire Length	End2 Terminal Part Number	End2 Pin Name	End2 Connector
B6	-	-	BE97WD	3510347 R1	0.79	18.0	Thin Wall XLPE Primary Cable	VIOLET	2270.0	-	37	1703M
B7	-	-	WE44AA	3510312 R1	1.16	16.0	Thin Wall XLPE Primary Cable	GREY	525.0	-	X	-
B9	-	-	WB70	3510364 R1	0.53	20.0	Thin Wall XLPE Primary Cable	RED	1385.0	-	E15	J5-1602
B10	-	-	AA85A	3510310 R1	0.53	20.0	Thin Wall XLPE Primary Cable	GREY	1365.0	-	A5	J3-1600
B11	-	-	AA150	3510310 R1	0.53	20.0	Thin Wall XLPE Primary Cable	GREY	1365.0	-	B16	J3-1600
B12	-	-	SN86A	3510311 R1	0.79	18.0	Thin Wall XLPE Primary Cable	GREY	1365.0	-	B1	J3-1600
C1	-	-	AA82B	3510310 R1	0.53	20.0	Thin Wall XLPE Primary Cable	GREY	1365.0	-	A10	J3-1600
C2	-	-	NK40BB	3510311 R1	0.79	18.0	Thin Wall XLPE Primary Cable	GREY	1365.0	-	B14	J3-1600

Name	Terminal Part Number	V-Min	Name	Wire Part Number	Wire CSA	Wire Spec	Wire Material description	Wire Color Description	Wire Length	End2 Terminal Part Number	End2 Pin Name	End2 Connector
C3	-	-	XF94SV	3510312 R1	1.16	16.0	Thin Wall XLPE Primary Cable	GREY	1855.0	-	X	-
C3	-	-	XK94SVE	3510311 R1	0.79	18.0	Thin Wall XLPE Primary Cable	GREY	1855.0	-	X	-
C3	-	-	XH94SV	3510311 R1	0.79	18.0	Thin Wall XLPE Primary Cable	GREY	2065.0	-	4	1403
C4	-	-	BE99B	3510347 R1	0.79	18.0	Thin Wall XLPE Primary Cable	VIOLET	2270.0	-	47	1703M
C5	-	-	BE97C	3510347 R1	0.79	18.0	Thin Wall XLPE Primary Cable	VIOLET	2270.0	-	49	1703M
C6	-	-	BE97MA	3510347 R1	0.79	18.0	Thin Wall XLPE Primary Cable	VIOLET	2270.0	-	48	1703M
C9	-	-	AA82A	3510310 R1	0.53	20.0	Thin Wall XLPE Primary Cable	GREY	1365.0	-	A9	J3-1600
C10	-	-	XK94SZE	3510311 R1	0.79	18.0	Thin Wall XLPE Primary Cable	GREY	1875.0	-	X	-

Name	Terminal Part Number	V-Min	Name	Wire Part Number	Wire CSA	Wire Spec	Wire Material description	Wire Color Description	Wire Length	End2 Terminal Part Number	End2 Pin Name	End2 Connector
C10	-	-	XH94SZ	3510311 R1	0.79	18.0	Thin Wall XLPE Primary Cable	GREY	2065.0	-	1	1403
C11	-	-	UA97A	3510347 R1	0.79	18.0	Thin Wall XLPE Primary Cable	VIOLET	1365.0	-	B4	J3-1600
C12	-	-	WC40	3510311 R1	0.79	18.0	Thin Wall XLPE Primary Cable	GREY	1365.0	-	B2	J3-1600
D3	-	-	AB62DD	3510353 R1	0.79	18.0	Thin Wall XLPE Primary Cable	DARK BLUE	885.0	-	X	-
D3	-	-	AC62DD	3510353 R1	0.79	18.0	Thin Wall XLPE Primary Cable	DARK BLUE	885.0	-	X	-
D3	-	-	BL62DD	3510352 R1	0.53	20.0	Thin Wall XLPE Primary Cable	DARK BLUE	1125.0	-	5	1802
D5	-	-	XL94SE	3510311 R1	0.79	18.0	Thin Wall XLPE Primary Cable	GREY	2065.0	-	2	1403
D6	-	-	XL94SF	3510311 R1	0.79	18.0	Thin Wall XLPE Primary Cable	GREY	2065.0	-	5	1403

Name	Terminal Part Number	V-Min	Name	Wire Part Number	Wire CSA	Wire Spec	Wire Material description	Wire Color Description	Wire Length	End2 Terminal Part Number	End2 Pin Name	End2 Connector
D7	-	-	LD149AC	3510311 R1	0.79	18.0	Thin Wall XLPE Primary Cable	GREY	555.0	-	X	-
D8	-	-	UA17B	3510323 R1	0.79	18.0	Thin Wall XLPE Primary Cable	PINK	1050.0	-	B2	J7-1607

Connector Name 1801
 Part Number 3539212C1
 Instances B6.7 - Directional Signal (Turn) W/ DAISY CHAIN BOX LAMPS:Diagram1
 B6.7 - Directional Signal (Turn) W/ Daisy Chain Box Lamps W/ Plow Lights:Diagram1
 B6.7 - Directional Signal (Turn) W/ LED BOX LAMPS:Diagram1
 B6.7 - Directional Signal (Turn) W/ LED BOX LAMPS W/Plow Lights:Diagram1
 B6.7 - Directional Signal (Turn) W/ Single Tail Board W/Hazard SW:Diagram1
 B6.7 - Directional Signal (Turn) W/ Single Tail Board W/Plow Lights:Diagram1
 B6.7 - Windshield Washer Pump:Diagram1-Combination1
 B6.7 - Windshield Washer Pump:Diagram1-Combination2
 B6.7 - Windshield Washer Pump & Low Fluid Sensor:Diagram1-Combination1
 B6.7 - Windshield Washer Pump & Low Fluid Sensor:Diagram1-Combination2
 B6.7 - Windshield Wipers:Diagram1
 Mates SW-MULTIFUNCTION-1016-01-0 4B



Name	Terminal Part Number	V-Min	Name	Wire Part Number	Wire CSA	Wire Spec	Wire Material description	Wire Color Description	Wire Length	End2 Terminal Part Number	End2 Pin Name	End2 Connector
1	-	-	BB56A	3510317 R1	0.79	18.0	Thin Wall XLPE Primary Cable	ORANGE	1065.0	-	A1	1800F
2	-	-	BB57A	3510317 R1	0.79	18.0	Thin Wall XLPE Primary Cable	ORANGE	1065.0	-	A2	1800F
5	-	-	BB82B	3510311 R1	0.79	18.0	Thin Wall XLPE Primary Cable	GREY	1065.0	-	B1	1800F

Name	Terminal Part Number	V-Min	Name	Wire Part Number	Wire CSA	Wire Spec	Wire Material description	Wire Color Description	Wire Length	End2 Terminal Part Number	End2 Pin Name	End2 Connector
6	-	-	BG11-GAA	3510359 R1	0.79	18.0	Thin Wall XLPE Primary Cable	WHITE	1065.0	-	A3	1800F
7	-	-	CE9S	3510311 R1	0.79	18.0	Thin Wall XLPE Primary Cable	GREY	815.0	-	X	-
7	-	-	BZ9S	3510311 R1	0.79	18.0	Thin Wall XLPE Primary Cable	GREY	815.0	-	X	-
7	-	-	BV9S	3510311 R1	0.79	18.0	Thin Wall XLPE Primary Cable	GREY	815.0	-	X	-
8	-	-	BB82	3510311 R1	0.79	18.0	Thin Wall XLPE Primary Cable	GREY	1065.0	-	C9	1800F
11	-	-	BB82A	3510311 R1	0.79	18.0	Thin Wall XLPE Primary Cable	GREY	1065.0	-	C1	1800F
12	-	-	BB87A	3510311 R1	0.79	18.0	Thin Wall XLPE Primary Cable	GREY	1065.0	-	A5	1800F

Connector Name 1802
 Part Number 3608496C1
 Instances

- B6.7 - City Horn (W/ 10PIN CLK & P. Brake):Diagram1
- B6.7 - City Horn (W/ 10PIN CLK):Diagram1
- B6.7 - Headlights W 10PIN CLK W/LOWW W/Interrupt:Diagram1-Combination1
- B6.7 - Headlights W 10PIN CLK W/LOWW W/Interrupt:Diagram1-Combination2
- B6.7 - Headlights W/O Lights ON with wipers (LOWW) W/Headlights Interrupt:Diagram1-Combination1
- B6.7 - Headlights W/O Lights ON with wipers (LOWW) W/Headlights Interrupt:Diagram1-Combination2
- B6.7 - Headlights W/PlowLights, W/LOWW, W/Interrupt:Diagram1-Combination1
- B6.7 - Headlights W/PlowLights, W/LOWW, W/Interrupt:Diagram1-Combination2
- B6.7 - Headlights W/PlowLights, W/O LOWW, W/Interrupt:Diagram1-Combination1
- B6.7 - Headlights W/PlowLights, W/O LOWW, W/Interrupt:Diagram1-Combination2
- B6.7 - PARK LIGHTS - W/Marker Interrupt 10pin CLCKSPRING:Diagram1-Combination1
- B6.7 - PARK LIGHTS - W/Marker Interrupt 10pin CLCKSPRING:Diagram1-Combination2
- B6.7/L9 - Adjustable Engine Speed Control (PTO) 10-pin:Diagram1-Combination1
- B6.7/L9 - Adjustable Engine Speed Control (PTO) 10-pin:Diagram1-Combination2
- B6.7/L9 - Cruise Control (W/ One Telltale 10 Pin):Diagram1-Combination1
- B6.7/L9 - Cruise Control (W/ One Telltale 10 Pin):Diagram1-Combination2
- B6.7/L9 - Radio w/Bluetooth:Diagram1-Combination1
- B6.7/L9 - Radio w/Bluetooth:Diagram1-Combination2
- B6.7/L9 - Radio w/Steering Wheel Pod:Diagram1-Combination1
- B6.7/L9 - Radio w/Steering Wheel Pod:Diagram1-Combination2
- B6.7/L9 - Vehicle Speed Control (Cruise Control) 10 Pin:Diagram1
- L9 - City Horn (W/ 10PIN CLK & P. Brake):Diagram1
- L9 - City Horn (W/ 10PIN CLK):Diagram1
- L9 - Headlights W 10PIN CLK W/LOWW W/Interrupt:Diagram1-Combination1




L9 - Headlights W 10PIN CLK W/LOWW W/Interrupt:Diagram1-Combination2
 L9 - Headlights W/O Lights ON with wipers (LOWW) W/Headlights Interrupt:Diagram1-Combination1
 L9 - Headlights W/O Lights ON with wipers (LOWW) W/Headlights Interrupt:Diagram1-Combination2
 L9 - Headlights W/PlowLights W/Headlight Interrupt -10PIN CLK W/LOWW W/Interrupt:Diagram1-Combination1
 L9 - Headlights W/PlowLights W/Headlight Interrupt -10PIN CLK W/LOWW W/Interrupt:Diagram1-Combination2
 L9 - Headlights W/PlowLights W/O Lights ON with wipers (LOWW) W/Headlights Interrupt:Diagram1-Combination1
 L9 - Headlights W/PlowLights W/O Lights ON with wipers (LOWW) W/Headlights Interrupt:Diagram1-Combination2
 L9 - PARK LIGHTS - W/Marker Interrupt 10pin CLKSPRING:Diagram1-Combination1
 L9 - PARK LIGHTS - W/Marker Interrupt 10pin CLKSPRING:Diagram1-Combination2
 Mates
 DEV-10PIN_CLKSPRING-1005-0 1-03

Name	Terminal Part Number	V-Min	Name	Wire Part Number	Wire CSA	Wire Spec	Wire Material description	Wire Color Description	Wire Length	End2 Terminal Part Number	End2 Pin Name	End2 Connector
1	-	-	BZ97	3510310 R1	0.53	20.0	Thin Wall XLPE Primary Cable	GREY	1125.0	-	B12	1800F
2	-	-	BL100	3510310 R1	0.53	20.0	Thin Wall XLPE Primary Cable	GREY	1125.0	-	B11	1800F
2	-	-	BZ100	3510310 R1	0.53	20.0	Thin Wall XLPE Primary Cable	GREY	1125.0	-	B11	1800F
3	-	-	BL85A	3510310 R1	0.53	20.0	Thin Wall XLPE Primary Cable	GREY	1125.0	-	B10	1800F

Name	Terminal Part Number	V-Min	Name	Wire Part Number	Wire CSA	Wire Spec	Wire Material description	Wire Color Description	Wire Length	End2 Terminal Part Number	End2 Pin Name	End2 Connector
4	-	-	BX9VA	3510310 R1	0.53	20.0	Thin Wall XLPE Primary Cable	GREY	875.0	-	X	-
4	-	-	BL9VA	3510310 R1	0.53	20.0	Thin Wall XLPE Primary Cable	GREY	875.0	-	X	-
5	-	-	BL62DD	3510352 R1	0.53	20.0	Thin Wall XLPE Primary Cable	DARK BLUE	1125.0	-	D3	1800F
5	-	-	BL62DD	3510352 R1	0.53	20.0	Thin Wall XLPE Primary Cable	DARK BLUE	1125.0	-	D3	1800
6	-	-	BL62-GDD	3510359 R1	0.79	18.0	Thin Wall XLPE Primary Cable	WHITE	575.0	-	X	-

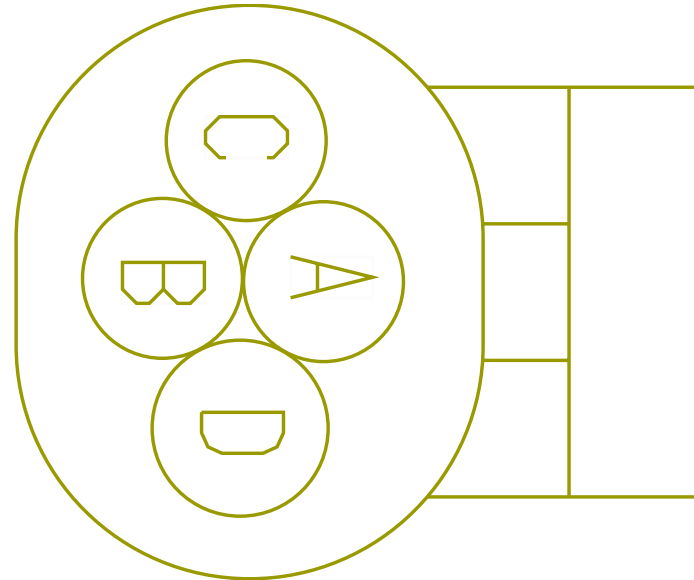
Connector Name 1804
 Part Number 1687790C1
 Instances B6.7 - Vehicle Acceleration (w/ Two PWR Two GND & Two STS):Diagram1
 L9 - Vehicle Acceleration (w/ Two PWR Two GND & Two STS):Diagram1
 Mates MODU-ACC_PEDAL-5075-01-01A



Name	Terminal Part Number	V-Min	Name	Wire Part Number	Wire CSA	Wire Spec	Wire Material description	Wire Color Description	Wire Length	End2 Terminal Part Number	End2 Pin Name	End2 Connector
A	-	-	BB99V	4092319 R1	0.79	18.0	Std. Wall XLPE Primary Cable	VIOLET/WHITE	600.0	-	C4	1800F
B	-	-	BB97Y	2643718 R1	0.79	18.0	Std. Wall XLPE Primary Cable	VIOLET	600.0	-	B4	1800F
C	-	-	BB97P	4092323 R1	0.79	18.0	Std. Wall XLPE Primary Cable	VIOLET/BLACK	600.0	-	C5	1800F
D	-	-	BB99U	4092319 R1	0.79	18.0	Std. Wall XLPE Primary Cable	VIOLET/WHITE	600.0	-	B5	1800F

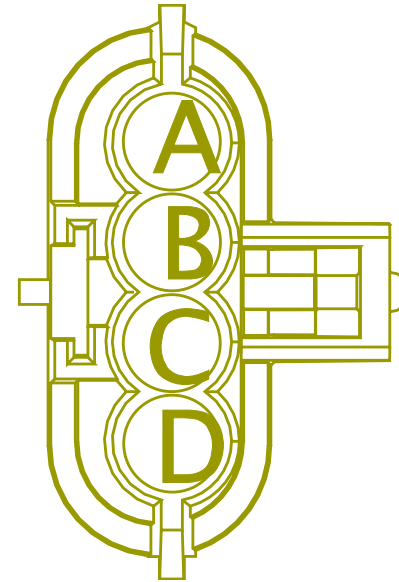
Name	Terminal Part Number	V-Min	Name	Wire Part Number	Wire CSA	Wire Spec	Wire Material description	Wire Color Description	Wire Length	End2 Terminal Part Number	End2 Pin Name	End2 Connector
E	-	-	BB99W	2643718 R1	0.79	18.0	Std. Wall XLPE Primary Cable	VIOLET	600.0	-	B6	1800F
F	-	-	BB99E	4092323 R1	0.79	18.0	Std. Wall XLPE Primary Cable	VIOLET/BLACK	600.0	-	C6	1800F

Connector Name 1806
 Part Number 1661777C1
 Instances B6.7 - Dual Brake Switch:Diagram1
 Mates SW-BRAKE_SWITCH-3028-01-02A



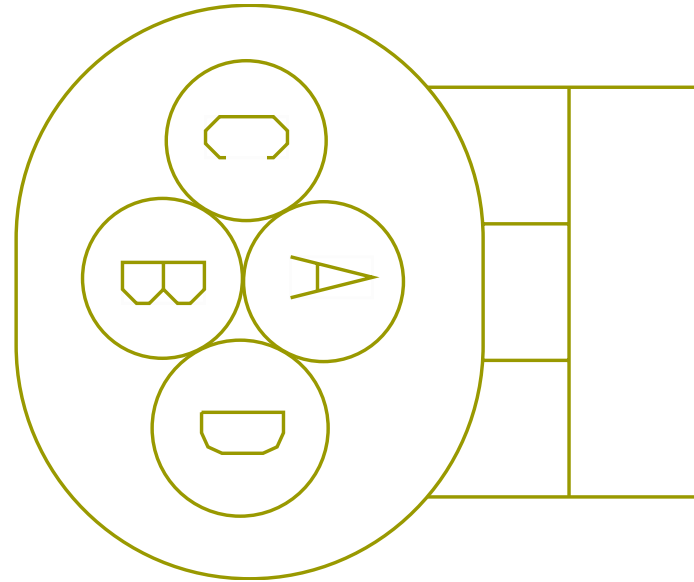
Name	Terminal Part Number	V-Min	Name	Wire Part Number	Wire CSA	Wire Spec	Wire Material description	Wire Color Description	Wire Length	End2 Terminal Part Number	End2 Pin Name	End2 Connector
C	-	-	BL70A	3510317 R1	0.79	18.0	Thin Wall XLPE Primary Cable	ORANGE	775.0	-	A6	1800F
C	-	-	BG70	3510317 R1	0.79	18.0	Thin Wall XLPE Primary Cable	ORANGE	775.0	-	B9	1800F
D	-	-	CA9VH	3510311 R1	0.79	18.0	Thin Wall XLPE Primary Cable	GREY	525.0	-	X	-
D	-	-	CA9VG	3510311 R1	0.79	18.0	Thin Wall XLPE Primary Cable	GREY	525.0	-	X	-

Connector Name 1807
 Part Number 3540757C1
 Instances L9 - Clutch Monitoring (High and Low Switch to BCM):Diagram1
 Mates SW-CLUTCH-5050-02-01A



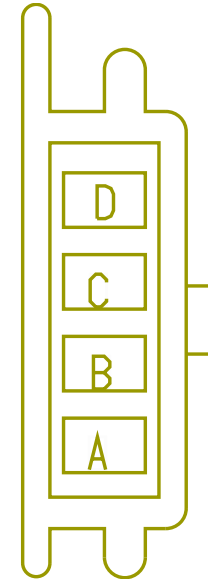
Name	Terminal Part Number	V-Min	Name	Wire Part Number	Wire CSA	Wire Spec	Wire Material description	Wire Color Description	Wire Length	End2 Terminal Part Number	End2 Pin Name	End2 Connector
A	-	-	CD17J	3510323 R1	0.79	18.0	Thin Wall XLPE Primary Cable	PINK	550.0	-	D7	1800F
B	-	-	CE17H	3510323 R1	0.79	18.0	Thin Wall XLPE Primary Cable	PINK	550.0	-	D8	1800F
C	-	-	CB97A	2643718 R1	0.79	18.0	Std. Wall XLPE Primary Cable	VIOLET	550.0	-	C11	1800F
D	-	-	CE9VB	3510311 R1	0.79	18.0	Thin Wall XLPE Primary Cable	GREY	300.0	-	X	-

Connector Name 1808
 Part Number 1661777C1
 Instances B6.7/L9 - Park Brake Control (Monitoring) (GEN IV BCM):Diagram1
 B6.7/L9 - Park Brake Control (Monitoring) (W/Vehicle Speed):Diagram1
 B6.7/L9 - Park Brake Controls (Monitoring) (Door Switch City Horn):Diagram1
 B6.7/L9 - Park Brake Controls (Monitoring) W (Door Switch City Horn):Diagram1
 Mates SW-PARK BRAKE-3022-01-01A



Name	Terminal Part Number	V-Min	Name	Wire Part Number	Wire CSA	Wire Spec	Wire Material description	Wire Color Description	Wire Length	End2 Terminal Part Number	End2 Pin Name	End2 Connector
C	-	-	BZ44BB	3510311 R1	0.79	18.0	Thin Wall XLPE Primary Cable	GREY	725.0	-	B7	1800F
D	-	-	BW9VD	3510311 R1	0.79	18.0	Thin Wall XLPE Primary Cable	GREY	275.0	-	X	-

Connector Name 1809
 Part Number 3547870C1
 Instances B6.7 - City Horn (W/ 4PIN CLK & P. Brake):Diagram1-Combination1
 B6.7 - City Horn (W/ 4PIN CLK & P. Brake):Diagram1-Combination2
 B6.7 - City Horn (W/ 4PIN CLK):Diagram1-Combination1
 B6.7 - City Horn (W/ 4PIN CLK):Diagram1-Combination2
 B6.7 - PARK LIGHTS - W/Marker Interrupt 4 pin clockspring:Diagram1-Combination1
 B6.7 - PARK LIGHTS - W/Marker Interrupt 4 pin clockspring:Diagram1-Combination2
 B6.7/L9 - Adjustable Engine Speed Control (PTO) 4-pin:Diagram1
 B6.7/L9 - Cruise Control (W/ One Telltale 4 Pin):Diagram1-Combination1
 B6.7/L9 - Cruise Control (W/ One Telltale 4 Pin):Diagram1-Combination2
 B6.7/L9 - Vehicle Speed Control (Cruise Control) 4 Pin:Diagram1
 L9 - City Horn (W/ 4PIN CLK & P. Brake):Diagram1-Combination1
 L9 - City Horn (W/ 4PIN CLK & P. Brake):Diagram1-Combination2
 L9 - City Horn (W/ 4PIN CLK):Diagram1-Combination1
 L9 - City Horn (W/ 4PIN CLK):Diagram1-Combination2
 L9 - PARK LIGHTS - W/Marker Interrupt 4 pin clockspring:Diagram1-Combination1
 L9 - PARK LIGHTS - W/Marker Interrupt 4 pin clockspring:Diagram1-Combination2

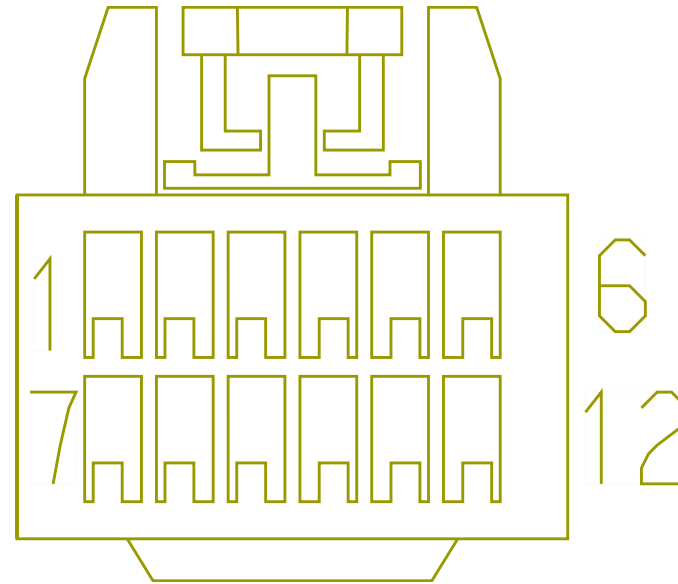


Mates DEV-4PIN_CLCKSPRING-1005-0 1-04A

Name	Terminal Part Number	V-Min	Name	Wire Part Number	Wire CSA	Wire Spec	Wire Material description	Wire Color Description	Wire Length	End2 Terminal Part Number	End2 Pin Name	End2 Connector
A	-	-	CB97	3510310 R1	0.53	20.0	Thin Wall XLPE Primary Cable	GREY	1125.0	-	B12	1800F

Name	Terminal Part Number	V-Min	Name	Wire Part Number	Wire CSA	Wire Spec	Wire Material description	Wire Color Description	Wire Length	End2 Terminal Part Number	End2 Pin Name	End2 Connect or
A	-	-	BG97	3510310 R1	0.53	20.0	Thin Wall XLPE Primary Cable	GREY	1125.0	-	B12	1800F
B	-	-	BF85B	3510310 R1	0.53	20.0	Thin Wall XLPE Primary Cable	GREY	1125.0	-	B10	1800F
C	-	-	BF62DD	3510352 R1	0.53	20.0	Thin Wall XLPE Primary Cable	DARK BLUE	1125.0	-	D3	1800F
C	-	-	BG62DD	3510352 R1	0.53	20.0	Thin Wall XLPE Primary Cable	DARK BLUE	1125.0	-	D3	1800F
D	-	-	BV9R	3510311 R1	0.79	18.0	Thin Wall XLPE Primary Cable	GREY	875.0	-	X	-
D	-	-	CE9R	3510311 R1	0.79	18.0	Thin Wall XLPE Primary Cable	GREY	875.0	-	X	-

Connector Name 1810
 Part Number 3539212C1
 Instances
 B6.7 - Headlight W/Plowlights, W/LOWW, W/O
 Interrupt:Diagram1-Combination1
 B6.7 - Headlight W/Plowlights, W/LOWW, W/O
 Interrupt:Diagram1-Combination2
 B6.7 - Headlight W/Plowlights, W/O LOWW, W/O
 Interrupt:Diagram1-Combination1
 B6.7 - Headlight W/Plowlights, W/O LOWW, W/O
 Interrupt:Diagram1-Combination2
 B6.7 - Headlights W 10PIN CLK W/LOWW W/O
 Interrupt:Diagram1-Combination1
 B6.7 - Headlights W 10PIN CLK W/LOWW W/O
 Interrupt:Diagram1-Combination2
 B6.7 - Headlights W 10PIN CLK W/LOWW W/
 Interrupt:Diagram1-Combination1
 B6.7 - Headlights W 10PIN CLK W/LOWW W/
 Interrupt:Diagram1-Combination2
 B6.7 - Headlights W/O Lights ON with wipers (LOWW) W/
 Headlights Interrupt:Diagram1-Combination1
 B6.7 - Headlights W/O Lights ON with wipers (LOWW) W/
 Headlights Interrupt:Diagram1-Combination2
 B6.7 - Headlights W/O Lights ON With Wipers (LOWW) W/O
 Headlights Interrupt:Diagram1-Combination1
 B6.7 - Headlights W/O Lights ON With Wipers (LOWW) W/O
 Headlights Interrupt:Diagram1-Combination2
 B6.7 - Headlights W/PlowLights, W/LOWW, W/
 Interrupt:Diagram1-Combination1
 B6.7 - Headlights W/PlowLights, W/LOWW, W/
 Interrupt:Diagram1-Combination2
 B6.7 - Headlights W/PlowLights, W/O LOWW, W/
 Interrupt:Diagram1-Combination1
 B6.7 - Headlights W/PlowLights, W/O LOWW, W/
 Interrupt:Diagram1-Combination2
 L9 - Directional Signal (Turn) W/ DAISY CHAIN BOX
 LAMPS:Diagram1
 L9 - Directional Signal (Turn) W/ Daisy Chain Box Lamps W/
 Plow Lights:Diagram1
 L9 - Directional Signal (Turn) W/ LED BOX LAMPS:Diagram1
 L9 - Directional Signal (Turn) W/ LED BOX LAMPS W/Plow
 Lights:Diagram1
 L9 - Directional Signal (Turn) W/ Single Tail Board W/Hazard
 SW:Diagram1



L9 - Directional Signal (Turn) W/ Single Tail Board W/Plow
Lights:Diagram1
L9 - Headlight W/Plowlights W/LOWW W/O Headlight Interrupt
-10 PIN CLK:Diagram1-Combination1
L9 - Headlight W/Plowlights W/LOWW W/O Headlight Interrupt
-10 PIN CLK:Diagram1-Combination2
L9 - Headlights W 10PIN CLK W/LOWW W/Interrupt:Diagram1-
Combination1
L9 - Headlights W 10PIN CLK W/LOWW W/Interrupt:Diagram1-
Combination2
L9 - Headlights W 10PIN CLK W/LOWW W/O
Interrupt:Diagram1-Combination1
L9 - Headlights W 10PIN CLK W/LOWW W/O
Interrupt:Diagram1-Combination2
L9 - Headlights W/O Lights ON With Wipers (LOWW) W/O
Headlights Interrupt:Diagram1-Combination1
L9 - Headlights W/O Lights ON With Wipers (LOWW) W/O
Headlights Interrupt:Diagram1-Combination2
L9 - Headlights W/O Lights ON with wipers (LOWW) W/
Headlights Interrupt:Diagram1-Combination1
L9 - Headlights W/O Lights ON with wipers (LOWW) W/
Headlights Interrupt:Diagram1-Combination2
L9 - Headlights W/PlowLights W/Headlight Interrupt -10PIN CLK
W/LOWW W/Interrupt:Diagram1-Combination1
L9 - Headlights W/PlowLights W/Headlight Interrupt -10PIN CLK
W/LOWW W/Interrupt:Diagram1-Combination2
L9 - Headlights W/PlowLights W/O Lights ON with wipers
(LOWW) W/ Headlights Interrupt:Diagram1-Combination1
L9 - Headlights W/PlowLights W/O Lights ON with wipers
(LOWW) W/ Headlights Interrupt:Diagram1-Combination2
L9 - Headlights W/Plowlights W/O Lights ON With Wipers
(LOWW) W/O Headlights Interrupt:Diagram1-Combination1
L9 - Headlights W/Plowlights W/O Lights ON With Wipers
(LOWW) W/O Headlights Interrupt:Diagram1-Combination2
L9 - Windshield Washer Pump:Diagram1-Combination1
L9 - Windshield Washer Pump:Diagram1-Combination2
L9 - Windshield Washer Pump & Low Fluid Sensor:Diagram1-
Combination1
L9 - Windshield Washer Pump & Low Fluid Sensor:Diagram1-
Combination2
L9 - Windshield Wipers:Diagram1

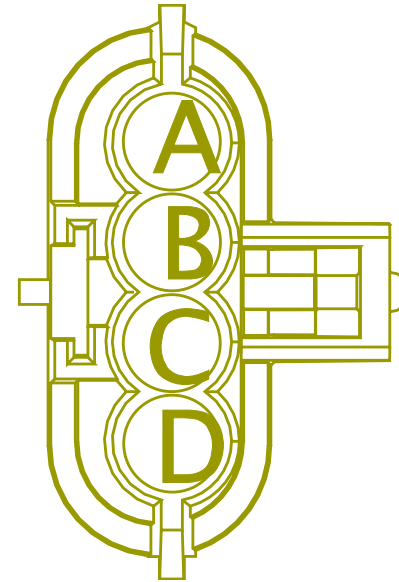
SW-MULTIFUNCTION-1016-01-0 4B

Mates

Name	Terminal Part Number	V-Min	Name	Wire Part Number	Wire CSA	Wire Spec	Wire Material description	Wire Color Description	Wire Length	End2 Terminal Part Number	End2 Pin Name	End2 Connect or
1	-	-	BB56A	3510317 R1	0.79	18.0	Thin Wall XLPE Primary Cable	ORANGE	1065.0	-	A1	1800F
2	-	-	BB57A	3510317 R1	0.79	18.0	Thin Wall XLPE Primary Cable	ORANGE	1065.0	-	A2	1800F
3	-	-	BB52A	3510335 R1	0.79	18.0	Thin Wall XLPE Primary Cable	YELLOW 2	1065.0	-	A7	1800F
4	-	-	BB102A	3510335 R1	0.79	18.0	Thin Wall XLPE Primary Cable	YELLOW 2	1065.0	-	A8	1800F
5	-	-	BB82B	3510311 R1	0.79	18.0	Thin Wall XLPE Primary Cable	GREY	1065.0	-	B1	1800F
6	-	-	BL87-G	3510359 R1	0.79	18.0	Thin Wall XLPE Primary Cable	WHITE	515.0	-	X	-
6	-	-	BF11-GAA	3510359 R1	0.79	18.0	Thin Wall XLPE Primary Cable	WHITE	1065.0	-	A3	1800F
6	-	-	BG11-GAA	3510359 R1	0.79	18.0	Thin Wall XLPE Primary Cable	WHITE	1065.0	-	A3	1800F

Name	Terminal Part Number	V-Min	Name	Wire Part Number	Wire CSA	Wire Spec	Wire Material description	Wire Color Description	Wire Length	End2 Terminal Part Number	End2 Pin Name	End2 Connector
7	-	-	CE9S	3510311 R1	0.79	18.0	Thin Wall XLPE Primary Cable	GREY	815.0	-	X	-
7	-	-	BL9S	3510311 R1	0.79	18.0	Thin Wall XLPE Primary Cable	GREY	815.0	-	X	-
7	-	-	CB9S	3510311 R1	0.79	18.0	Thin Wall XLPE Primary Cable	GREY	815.0	-	X	-
7	-	-	CA9S	3510311 R1	0.79	18.0	Thin Wall XLPE Primary Cable	GREY	815.0	-	X	-
8	-	-	BB82	3510311 R1	0.79	18.0	Thin Wall XLPE Primary Cable	GREY	1065.0	-	C9	1800F
11	-	-	BB82A	3510311 R1	0.79	18.0	Thin Wall XLPE Primary Cable	GREY	1065.0	-	C1	1800F
12	-	-	BB87A	3510311 R1	0.79	18.0	Thin Wall XLPE Primary Cable	GREY	1065.0	-	A5	1800F

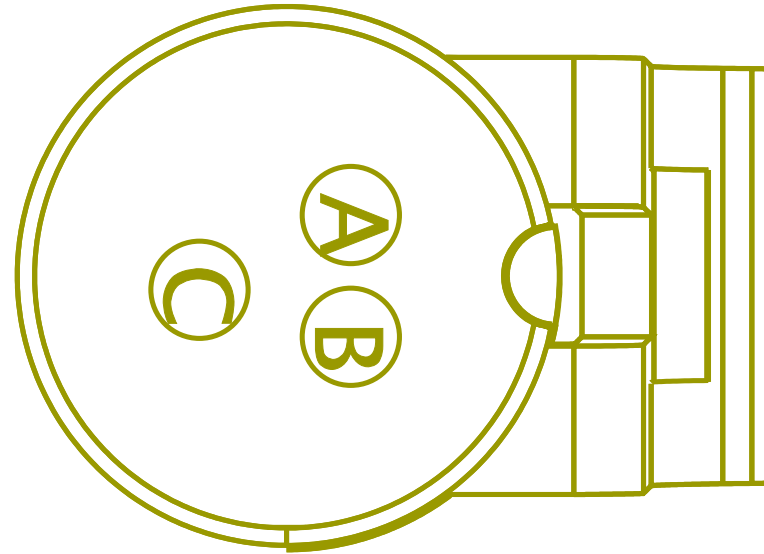
Connector Name 1811
 Part Number 3540757C1
 Instances B6.7 - Clutch Monitoring (High and Low Switch to BCM):Diagram1
 B6.7/L9 - Compressed Air Supply:Diagram1
 Mates SNSR-PRIMARY_PT-3026-01-01A



Name	Terminal Part Number	V-Min	Name	Wire Part Number	Wire CSA	Wire Spec	Wire Material description	Wire Color Description	Wire Length	End2 Terminal Part Number	End2 Pin Name	End2 Connector
A	-	-	CD17J	3510323 R1	0.79	18.0	Thin Wall XLPE Primary Cable	PINK	550.0	-	D7	1800F
A	-	-	CA9VC	3510311 R1	0.79	18.0	Thin Wall XLPE Primary Cable	GREY	200.0	-	X	-
B	-	-	CB17H	3510323 R1	0.79	18.0	Thin Wall XLPE Primary Cable	PINK	550.0	-	D8	1800F
B	-	-	CA6HB	3510311 R1	0.79	18.0	Thin Wall XLPE Primary Cable	GREY	100.0	-	X	-

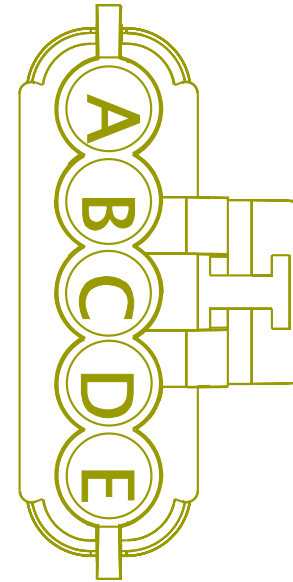
Name	Terminal Part Number	V-Min	Name	Wire Part Number	Wire CSA	Wire Spec	Wire Material description	Wire Color Description	Wire Length	End2 Terminal Part Number	End2 Pin Name	End2 Connect or
B	-	-	CC6HB	3510311 R1	0.79	18.0	Thin Wall XLPE Primary Cable	GREY	650.0	-	B3	1800F
C	-	-	CB97A	2643718 R1	0.79	18.0	Std. Wall XLPE Primary Cable	VIOLET	550.0	-	C11	1800F
C	-	-	CA40	3510311 R1	0.79	18.0	Thin Wall XLPE Primary Cable	GREY	650.0	-	C12	1800F
D	-	-	CC9VB	3510311 R1	0.79	18.0	Thin Wall XLPE Primary Cable	GREY	300.0	-	X	-

Connector Name 1812
 Part Number 1678137C1
 Instances B6.7/L9 - Compressed Air Supply:Diagram1
 Mates SNSR-SECONDARY_PT-3026-01- 01B




Name	Terminal Part Number	V-Min	Name	Wire Part Number	Wire CSA	Wire Spec	Wire Material description	Wire Color Description	Wire Length	End2 Terminal Part Number	End2 Pin Name	End2 Connector
A	-	-	BL9VE	3510311 R1	0.79	18.0	Thin Wall XLPE Primary Cable	GREY	350.0	-	X	-
B	-	-	BG6HA	3510311 R1	0.79	18.0	Thin Wall XLPE Primary Cable	GREY	250.0	-	X	-
C	-	-	BL40A	3510311 R1	0.79	18.0	Thin Wall XLPE Primary Cable	GREY	800.0	-	B2	1800F

Connector Name 1815A
 Part Number 1661375C2
 Instances B6.7/L9 - Park Brake Controls (Monitoring) (Door Switch City Horn Hydraulic with Lever):Diagram1
 B6.7/L9 - Park Brake Controls (Monitoring) (Hydraulic with Lever):Diagram1
 B6.7/L9 - Park Brake Controls (Monitoring) W (Door Switch City Horn Hydraulic with Lever):Diagram1
 B6.7/L9 - Park Brake Controls (Monitoring) W (Hydraulic with Lever):Diagram1
 Mates SW-PARK BRAKE LEVER-3022-04-02A



Name	Terminal Part Number	V-Min	Name	Wire Part Number	Wire CSA	Wire Spec	Wire Material description	Wire Color Description	Wire Length	End2 Terminal Part Number	End2 Pin Name	End2 Connector
A	-	-	CD44BB	2643674 R1	0.79	18.0	Std. Wall XLPE Primary Cable	WHITE	1840.0	-	B7	1800F
B	-	-	BXBLK1	2643670 R1	0.79	18.0	Std. Wall XLPE Primary Cable	BLACK	1790.0	-	X	-


Connector Name 1820F
 Part Number 1667529C1
 Short Description CAB HARNESS STEERING WHEEL SENSOR
 Instances B6.7 - CAN Layout:ABS Proprietary J1939
 B6.7 - Stability Control (Bendix Straight Truck J1939 Driven Lamp):Diagram1
 L9 - Bendix; Tractor or Towing Truck; N/ Air SUSP; J1939 Driven Lamp:Diagram1
 L9 - Bendix; Tractor or Towing Truck; W/ Air SUSP; J1939 Driven Lamp:Diagram1
 L9 - CAN Layout:ABS Proprietary J1939
 L9 - Stability Control (Bendix Straight Truck J1939 Driven Lamp):Diagram1
 Mates 1820M



Name	Terminal Part Number	V-Min	Name	Wire Part Number	Wire CSA	Wire Spec	Wire Material description	Wire Color Description	Wire Length	End2 Terminal Part Number	End2 Pin Name	End2 Connector
A	-	-	BE94SD	-	0.0	-	Thin Wall XLPE Primary Cable	-	0.0	-	2	1821
A	-	-	BN94SA	3510310 R1	0.53	20.0	Thin Wall XLPE Primary Cable	GREY	1195.0	-	2	1821
A	-	-	BE94SD	-	0.0	-	Thin Wall XLPE Primary Cable	GREY	0.0	-	2	1821
B	-	-	BE94SB	-	0.0	-	Thin Wall XLPE Primary Cable	-	0.0	-	3	1821

Name	Terminal Part Number	V-Min	Name	Wire Part Number	Wire CSA	Wire Spec	Wire Material description	Wire Color Description	Wire Length	End2 Terminal Part Number	End2 Pin Name	End2 Connector
B	-	-	BE94SB	-	0.0	-	Thin Wall XLPE Primary Cable	GREY	0.0	-	3	1821
C	-	-	BE94SC	-	0.0	-	Thin Wall XLPE Primary Cable	-	0.0	-	1	1821
C	-	-	BN94SC	3510310 R1	0.53	20.0	Thin Wall XLPE Primary Cable	GREY	1195.0	-	1	1821
C	-	-	BE94SC	-	0.0	-	Thin Wall XLPE Primary Cable	GREY	0.0	-	1	1821
D	-	-	BE94SA	-	0.0	-	Thin Wall XLPE Primary Cable	-	0.0	-	4	1821
D	-	-	BE94SA	-	0.0	-	Thin Wall XLPE Primary Cable	GREY	0.0	-	4	1821


Connector Name 1820M
 Part Number 1667305C1
 Short Description RSP / ESP SWS
 Instances
 B6.7 - CAN Layout:ABS Proprietary J1939
 B6.7 - Stability Control (Bendix Straight Truck J1939 Driven Lamp):Diagram1
 L9 - Bendix; Tractor or Towing Truck; N/ Air SUSP; J1939 Driven Lamp:Diagram1
 L9 - Bendix; Tractor or Towing Truck; W/ Air SUSP; J1939 Driven Lamp:Diagram1
 L9 - CAN Layout:ABS Proprietary J1939
 L9 - Stability Control (Bendix Straight Truck J1939 Driven Lamp):Diagram1
 Mates 1820F



Name	Terminal Part Number	V-Min	Name	Wire Part Number	Wire CSA	Wire Spec	Wire Material description	Wire Color Description	Wire Length	End2 Terminal Part Number	End2 Pin Name	End2 Connector
A	-	-	WIRE239193	-	0.0	-	-	-	0.0	-	B	1410
A	-	-	WIRE239192	-	0.0	-	-	-	0.0	-	C	1410
A	-	-	XF94SA	3510310R1	0.53	20.0	Thin Wall XLPE Primary Cable	GREY	870.0	-	-	-
A	-	-	XL94SAB	3510311R1	0.79	18.0	Thin Wall XLPE Primary Cable	GREY	870.0	-	-	-
B	-	-	WIRE239196	-	0.0	-	-	-	0.0	-	H	1410
B	-	-	WIRE239197	-	0.0	-	-	-	0.0	-	J	1410
C	-	-	WIRE239194	-	0.0	-	-	-	0.0	-	E	1410

Name	Terminal Part Number	V-Min	Name	Wire Part Number	Wire CSA	Wire Spec	Wire Material description	Wire Color Description	Wire Length	End2 Terminal Part Number	End2 Pin Name	End2 Connector
C	-	-	WIRE239195	-	0.0	-	-	-	0.0	-	F	1410
C	-	-	XF94SC	3510310R1	0.53	20.0	Thin Wall XLPE Primary Cable	GREY	870.0	-	-	-
C	-	-	XL94SCB	3510311R1	0.79	18.0	Thin Wall XLPE Primary Cable	GREY	870.0	-	-	-
D	-	-	WIRE239198	-	0.0	-	-	-	0.0	-	L	1410
D	-	-	WIRE239199	-	0.0	-	-	-	0.0	-	M	1410

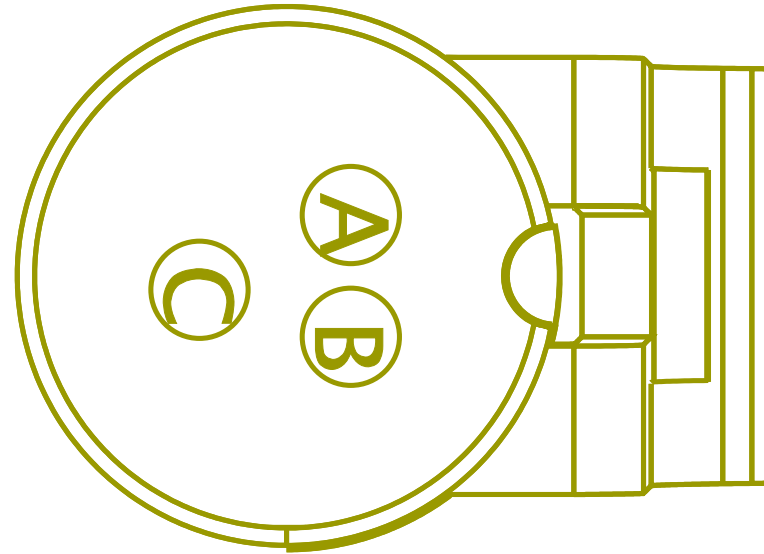
Connector Name 1821
 Part Number 3601800C1
 Instances B6.7 - CAN Layout:ABS Proprietary J1939
 B6.7 - Stability Control (Bendix Straight Truck J1939 Driven Lamp):Diagram1
 L9 - Bendix; Tractor or Towing Truck; N/ Air SUSP; J1939 Driven Lamp:Diagram1
 L9 - Bendix; Tractor or Towing Truck; W/ Air SUSP; J1939 Driven Lamp:Diagram1
 L9 - CAN Layout:ABS Proprietary J1939
 L9 - Stability Control (Bendix Straight Truck J1939 Driven Lamp):Diagram1
 Mates SNSR-STEERING_ANGLE-3026-0 1-01A



Name	Terminal Part Number	V-Min	Name	Wire Part Number	Wire CSA	Wire Spec	Wire Material description	Wire Color Description	Wire Length	End2 Terminal Part Number	End2 Pin Name	End2 Connector
1	-	-	BE94SC	-	0.0	-	Thin Wall XLPE Primary Cable	-	0.0	-	C	1820F
1	-	-	BN94SC	3510310 R1	0.53	20.0	Thin Wall XLPE Primary Cable	GREY	1195.0	-	C	1820F
1	-	-	BE94SC	-	0.0	-	Thin Wall XLPE Primary Cable	GREY	0.0	-	C	1820F
2	-	-	BE94SD	-	0.0	-	Thin Wall XLPE Primary Cable	-	0.0	-	A	1820F

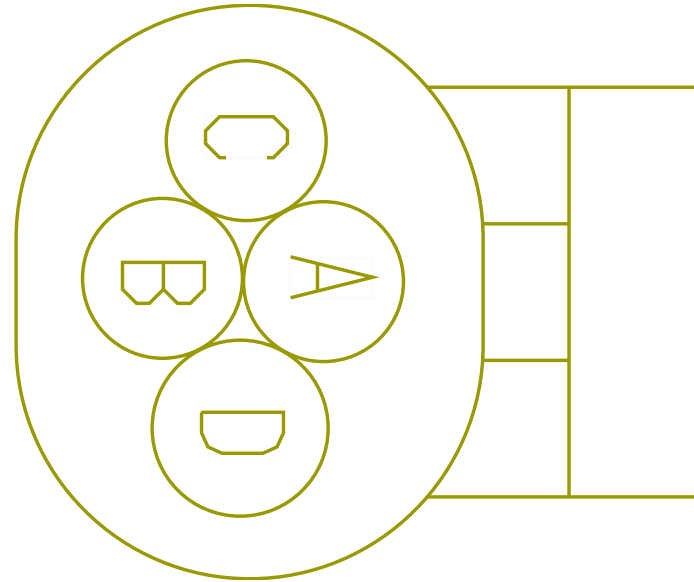
Name	Terminal Part Number	V-Min	Name	Wire Part Number	Wire CSA	Wire Spec	Wire Material description	Wire Color Description	Wire Length	End2 Terminal Part Number	End2 Pin Name	End2 Connector
2	-	-	BN94SA	3510310 R1	0.53	20.0	Thin Wall XLPE Primary Cable	GREY	1195.0	-	A	1820F
2	-	-	BE94SD	-	0.0	-	Thin Wall XLPE Primary Cable	GREY	0.0	-	A	1820F
3	-	-	BE94SB	-	0.0	-	Thin Wall XLPE Primary Cable	-	0.0	-	B	1820F
3	-	-	-	-	-	-	-	-	-	-	-	-
3	-	-	BE94SB	-	0.0	-	Thin Wall XLPE Primary Cable	GREY	0.0	-	B	1820F
4	-	-	BE94SA	-	0.0	-	Thin Wall XLPE Primary Cable	-	0.0	-	D	1820F
4	-	-	-	-	-	-	-	-	-	-	-	-
4	-	-	BE94SA	-	0.0	-	Thin Wall XLPE Primary Cable	GREY	0.0	-	D	1820F

Connector Name 1822
 Part Number 1678137C1
 Instances B6.7 - Brake Pressure (Auxiliary Gauge):Diagram1
 B6.7 - Brake Pressure (Virtual Gauge):Diagram1
 L9 - Brake Pressure (Auxiliary Gauge):Diagram1
 L9 - Brake Pressure (Virtual Gauge):Diagram1
 Mates SNSR-BRAKE-3027-01-02A



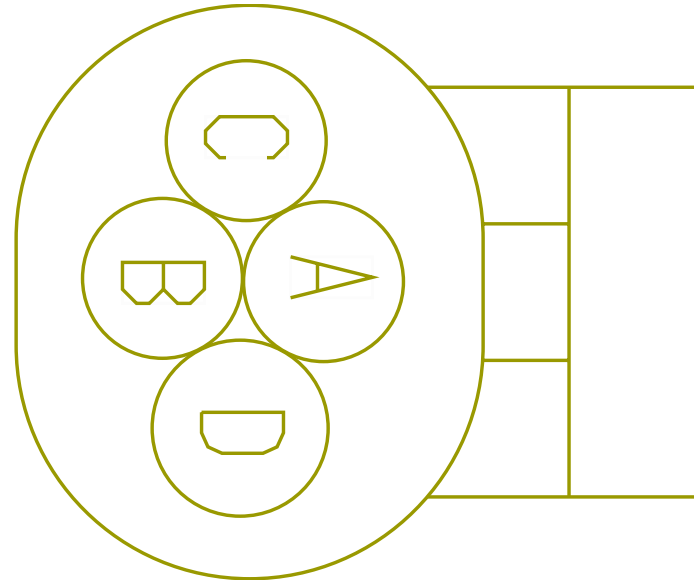
Name	Terminal Part Number	V-Min	Name	Wire Part Number	Wire CSA	Wire Spec	Wire Material description	Wire Color Description	Wire Length	End2 Terminal Part Number	End2 Pin Name	End2 Connector
A	-	-	CA9VF	3510311 R1	0.79	18.0	Thin Wall XLPE Primary Cable	GREY	525.0	-	X	-
B	-	-	CB6HC	3510311 R1	0.79	18.0	Thin Wall XLPE Primary Cable	GREY	625.0	-	X	-
C	-	-	CB40F	3510311 R1	0.79	18.0	Thin Wall XLPE Primary Cable	GREY	775.0	-	C2	1800F

Connector Name 1823
 Part Number 1661777C1
 Instances L9 - Dual Brake Switch:Diagram1
 Mates SW-BRAKE_SWITCH-3028-01-02B



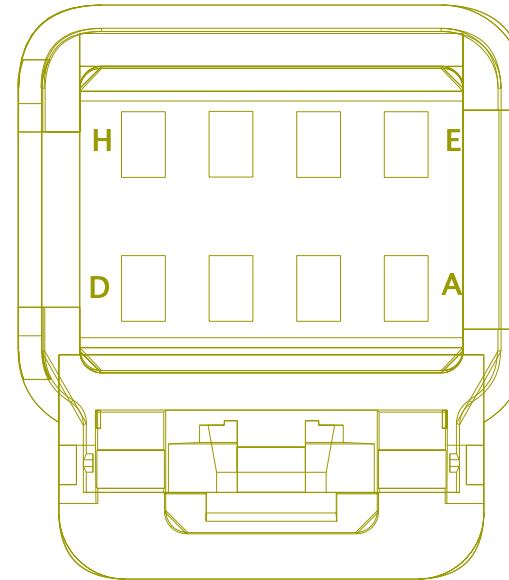
Name	Terminal Part Number	V-Min	Name	Wire Part Number	Wire CSA	Wire Spec	Wire Material description	Wire Color Description	Wire Length	End2 Terminal Part Number	End2 Pin Name	End2 Connector
C	-	-	BL70A	3510317 R1	0.79	18.0	Thin Wall XLPE Primary Cable	ORANGE	775.0	-	A6	1800F
D	-	-	CA9VG	3510311 R1	0.79	18.0	Thin Wall XLPE Primary Cable	GREY	525.0	-	X	-

Connector Name 1824
 Part Number 1661777C1
 Instances L9 - Dual Brake Switch:Diagram1
 Mates SW-BRAKE_SWITCH-3028-01-02A



Name	Terminal Part Number	V-Min	Name	Wire Part Number	Wire CSA	Wire Spec	Wire Material description	Wire Color Description	Wire Length	End2 Terminal Part Number	End2 Pin Name	End2 Connector
C	-	-	BG70	3510317 R1	0.79	18.0	Thin Wall XLPE Primary Cable	ORANGE	775.0	-	B9	1800F
D	-	-	CA9VH	3510311 R1	0.79	18.0	Thin Wall XLPE Primary Cable	GREY	525.0	-	X	-

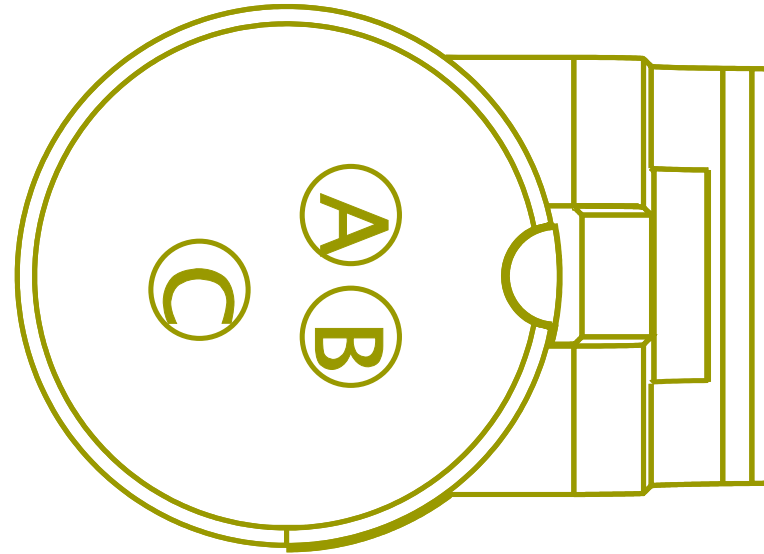
Connector Name 1825F
 Part Number 4064551C1
 Instances B6.7 - CAN Layout:Powertrain Standard J1939 (500Kbps)
 B6.7 - Transmission Shifter (Eaton Procision):Diagram1
 B6.7 - Transmission Shifter (Stalk Shifter Allison):Diagram1-Combination1
 B6.7 - Transmission Shifter (Stalk Shifter Allison):Diagram1-Combination2
 B6.7/L9 - Engine Brake W/ Stalk Shifter:Diagram1
 L9 - CAN Layout:Powertrain Standard J1939 (500Kbps)
 L9 - Transmission Shifter (Stalk Shifter Allison):Diagram1-Combination1
 L9 - Transmission Shifter (Stalk Shifter Allison):Diagram1-Combination2
 Mates MODU-SHF-5040-04-01A



Name	Terminal Part Number	V-Min	Name	Wire Part Number	Wire CSA	Wire Spec	Wire Material description	Wire Color Description	Wire Length	End2 Terminal Part Number	End2 Pin Name	End2 Connector
B	-	-	BD92#134	3510329 R1	0.79	18.0	Thin Wall XLPE Primary Cable	TAN	1365.0	-	B	7900M
E	-	-	-	-	-	-	-	-	-	-	-	-
E	-	-	WIRE722 746	-	0.0	-	-	-	0.0	-	E	7900M
E	-	-	WIRE722 746	-	0.0	-	-	-	0.0	-	-	-
F	-	-	-	-	-	-	-	-	-	-	-	-
F	-	-	WIRE722 747	-	0.0	-	-	-	0.0	-	F	7900M
G	-	-	BD62DC	3510353 R1	0.79	18.0	Thin Wall XLPE Primary Cable	DARK BLUE	1365.0	-	G	7900M

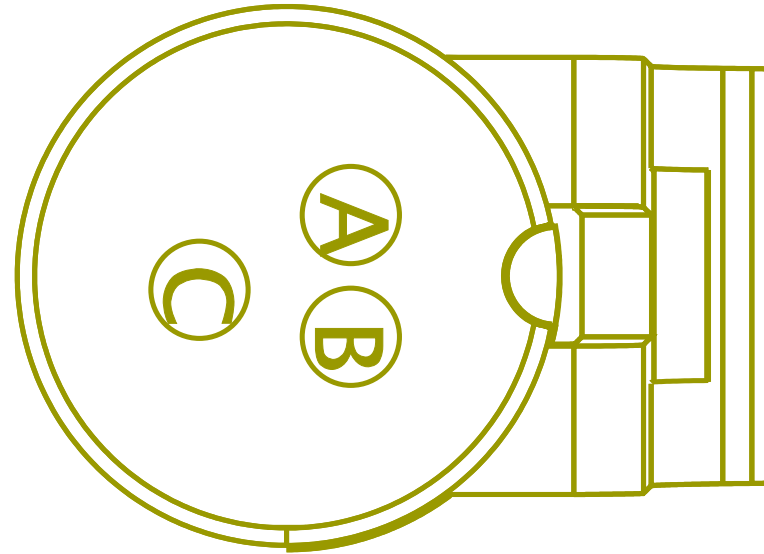
Name	Terminal Part Number	V-Min	Name	Wire Part Number	Wire CSA	Wire Spec	Wire Material description	Wire Color Description	Wire Length	End2 Terminal Part Number	End2 Pin Name	End2 Connector
H	-	-	BD92-GAH	3510359 R1	0.79	18.0	Thin Wall XLPE Primary Cable	WHITE	1365.0	-	H	7900M

Connector Name 1826
 Part Number 1678137C1
 Instances B6.7 - Stability Control (Bendix Straight Truck J1939 Driven Lamp):Diagram1
 L9 - Bendix; Tractor or Towing Truck; N/ Air SUSP; J1939 Driven Lamp:Diagram1
 L9 - Bendix; Tractor or Towing Truck; W/ Air SUSP; J1939 Driven Lamp:Diagram1
 L9 - Stability Control (Bendix Straight Truck J1939 Driven Lamp):Diagram1
 Mates SNSR-PRIMARY_PT-3026-01-01A



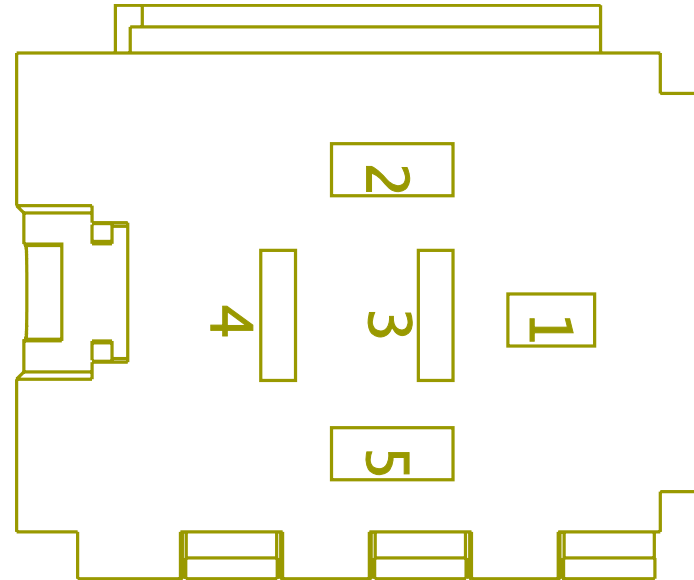
Name	Terminal Part Number	V-Min	Name	Wire Part Number	Wire CSA	Wire Spec	Wire Material description	Wire Color Description	Wire Length	End2 Terminal Part Number	End2 Pin Name	End2 Connector
A	-	-	BN94SZA	2643673 R1	0.79	18.0	Std. Wall XLPE Primary Cable	GREY	475.0	-	X	-
B	-	-	BN94SVA	2643673 R1	0.79	18.0	Std. Wall XLPE Primary Cable	GREY	425.0	-	X	-
C	-	-	BN94SE	2643673 R1	0.79	18.0	Std. Wall XLPE Primary Cable	GREY	700.0	-	D5	1800F

Connector Name 1828
 Part Number 1678137C1
 Instances B6.7 - Stability Control (Bendix Straight Truck J1939 Driven Lamp):Diagram1
 L9 - Bendix; Tractor or Towing Truck; N/ Air SUSP; J1939 Driven Lamp:Diagram1
 L9 - Bendix; Tractor or Towing Truck; W/ Air SUSP; J1939 Driven Lamp:Diagram1
 L9 - Stability Control (Bendix Straight Truck J1939 Driven Lamp):Diagram1
 Mates SNSR-SECONDARY_PT-3026-01- 01B



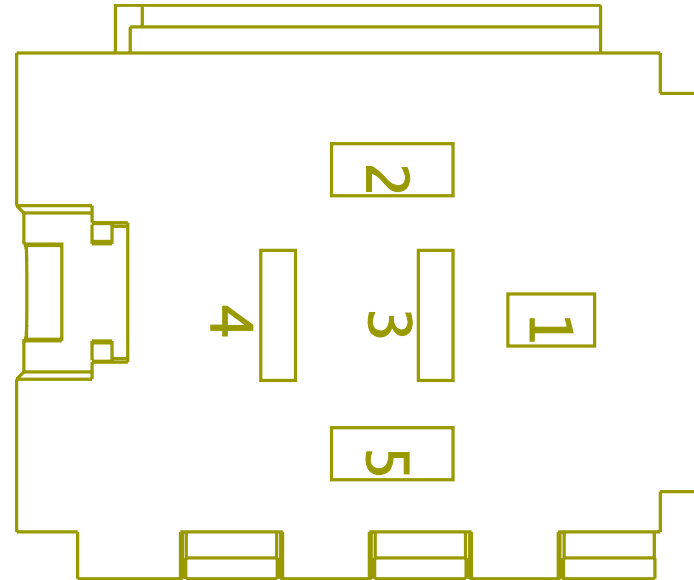
Name	Terminal Part Number	V-Min	Name	Wire Part Number	Wire CSA	Wire Spec	Wire Material description	Wire Color Description	Wire Length	End2 Terminal Part Number	End2 Pin Name	End2 Connector
A	-	-	BN94SZB	2643673 R1	0.79	18.0	Std. Wall XLPE Primary Cable	GREY	125.0	-	X	-
B	-	-	BN94SVB	2643673 R1	0.79	18.0	Std. Wall XLPE Primary Cable	GREY	175.0	-	X	-
C	-	-	BN94SF	2643673 R1	0.79	18.0	Std. Wall XLPE Primary Cable	GREY	600.0	-	D6	1800F

Connector Name 1873B
 Part Number 593385C1
 Instances B6.7/L9 - Auxiliary Power (40A) HSD:Diagram1
 Mates RLY-AUX_PWR-2055-04-01A



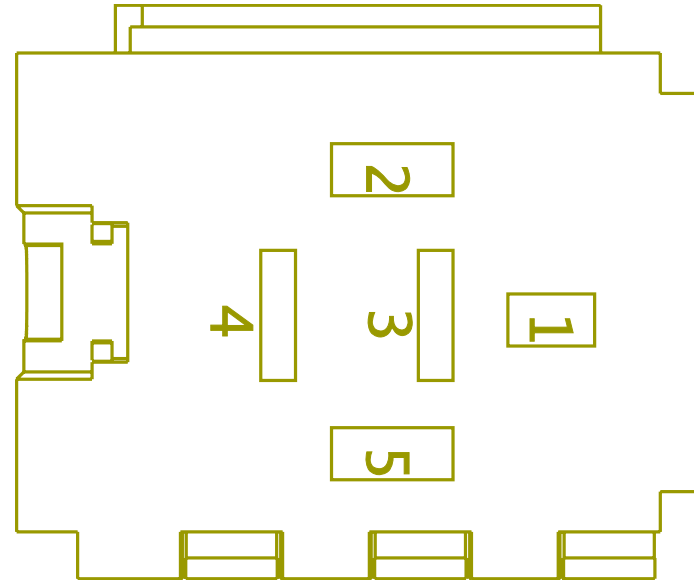
Name	Terminal Part Number	V-Min	Name	Wire Part Number	Wire CSA	Wire Spec	Wire Material description	Wire Color Description	Wire Length	End2 Terminal Part Number	End2 Pin Name	End2 Connector
1	-	-	HU103C	2643776 R1	4.81	10.0	Std. Wall XLPE Primary Cable	LIGHT GREEN	1280.0	-	12	1700
2	-	-	HU103BA	2643678 R1	1.16	16.0	Std. Wall XLPE Primary Cable	LIGHT GREEN	1375.0	-	-	-
3	-	-	HU103AA	3510299 R1	0.79	18.0	Thin Wall XLPE Primary Cable	LIGHT GREEN	1395.0	-	E14	J4-1601
4	-	-	HU103D	3510302 R1	3.01	12.0	Thin Wall XLPE Primary Cable	LIGHT GREEN	1280.0	-	13	1700

Connector Name 1873D
 Part Number 593385C1
 Instances B6.7 - Headlight W/Plowlights, W/LOWW, W/O Interrupt:Diagram1-Combination1
 B6.7 - Headlight W/Plowlights, W/LOWW, W/O Interrupt:Diagram1-Combination2
 B6.7 - Headlight W/Plowlights, W/O LOWW, W/O Interrupt:Diagram1-Combination1
 B6.7 - Headlight W/Plowlights, W/O LOWW, W/O Interrupt:Diagram1-Combination2
 B6.7 - Headlights W/PlowLights, W/LOWW, W/ Interrupt:Diagram1-Combination1
 B6.7 - Headlights W/PlowLights, W/LOWW, W/ Interrupt:Diagram1-Combination2
 B6.7 - Headlights W/PlowLights, W/O LOWW, W/ Interrupt:Diagram1-Combination1
 B6.7 - Headlights W/PlowLights, W/O LOWW, W/ Interrupt:Diagram1-Combination2
 L9 - Headlight W/Plowlights W/LOWW W/O Headlight Interrupt -10 PIN CLK:Diagram1-Combination1
 L9 - Headlight W/Plowlights W/LOWW W/O Headlight Interrupt -10 PIN CLK:Diagram1-Combination2
 L9 - Headlights W/PlowLights W/Headlight Interrupt -10PIN CLK W/LOWW W/Interrupt:Diagram1-Combination1
 L9 - Headlights W/PlowLights W/Headlight Interrupt -10PIN CLK W/LOWW W/Interrupt:Diagram1-Combination2
 L9 - Headlights W/PlowLights W/O Lights ON with wipers (LOWW) W/ Headlights Interrupt:Diagram1-Combination1
 L9 - Headlights W/PlowLights W/O Lights ON with wipers (LOWW) W/ Headlights Interrupt:Diagram1-Combination2
 L9 - Headlights W/Plowlights W/O Lights ON With Wipers (LOWW) W/O Headlights Interrupt:Diagram1-Combination1
 L9 - Headlights W/Plowlights W/O Lights ON With Wipers (LOWW) W/O Headlights Interrupt:Diagram1-Combination2
 Mates RLY-L_HB-1034-01-01A



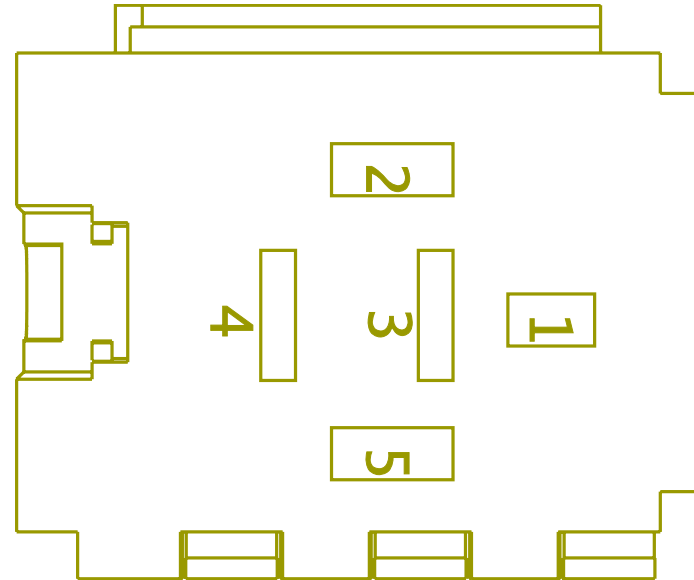
Name	Terminal Part Number	V-Min	Name	Wire Part Number	Wire CSA	Wire Spec	Wire Material description	Wire Color Description	Wire Length	End2 Terminal Part Number	End2 Pin Name	End2 Connector
1	-	-	YG52A	3510337 R1	1.91	14.0	Thin Wall XLPE Primary Cable	YELLOW 2	1440.0	-	H	J1-1603
2	-	-	YG96-GD	3510335 R1	0.79	18.0	Thin Wall XLPE Primary Cable	YELLOW 2	645.0	-	X	-
3	-	-	YG96E	3510335 R1	0.79	18.0	Thin Wall XLPE Primary Cable	YELLOW 2	225.0	-	X	-
4	-	-	YG52AC	3510337 R1	1.91	14.0	Thin Wall XLPE Primary Cable	YELLOW 2	1350.0	-	10	1700
5	-	-	YG52AA	3510337 R1	1.91	14.0	Thin Wall XLPE Primary Cable	YELLOW 2	1350.0	-	1	1700

Connector Name 1873E
 Part Number 593385C1
 Instances B6.7 - Headlight W/Plowlights, W/LOWW, W/O Interrupt:Diagram1-Combination1
 B6.7 - Headlight W/Plowlights, W/LOWW, W/O Interrupt:Diagram1-Combination2
 B6.7 - Headlight W/Plowlights, W/O LOWW, W/O Interrupt:Diagram1-Combination1
 B6.7 - Headlight W/Plowlights, W/O LOWW, W/O Interrupt:Diagram1-Combination2
 B6.7 - Headlights W/PlowLights, W/LOWW, W/ Interrupt:Diagram1-Combination1
 B6.7 - Headlights W/PlowLights, W/LOWW, W/ Interrupt:Diagram1-Combination2
 B6.7 - Headlights W/PlowLights, W/O LOWW, W/ Interrupt:Diagram1-Combination1
 B6.7 - Headlights W/PlowLights, W/O LOWW, W/ Interrupt:Diagram1-Combination2
 L9 - Headlight W/Plowlights W/LOWW W/O Headlight Interrupt -10 PIN CLK:Diagram1-Combination1
 L9 - Headlight W/Plowlights W/LOWW W/O Headlight Interrupt -10 PIN CLK:Diagram1-Combination2
 L9 - Headlights W/PlowLights W/Headlight Interrupt -10PIN CLK W/LOWW W/Interrupt:Diagram1-Combination1
 L9 - Headlights W/PlowLights W/Headlight Interrupt -10PIN CLK W/LOWW W/Interrupt:Diagram1-Combination2
 L9 - Headlights W/PlowLights W/O Lights ON with wipers (LOWW) W/ Headlights Interrupt:Diagram1-Combination1
 L9 - Headlights W/PlowLights W/O Lights ON with wipers (LOWW) W/ Headlights Interrupt:Diagram1-Combination2
 L9 - Headlights W/Plowlights W/O Lights ON With Wipers (LOWW) W/O Headlights Interrupt:Diagram1-Combination1
 L9 - Headlights W/Plowlights W/O Lights ON With Wipers (LOWW) W/O Headlights Interrupt:Diagram1-Combination2
 Mates RLY-R_HB-1034-01-01A



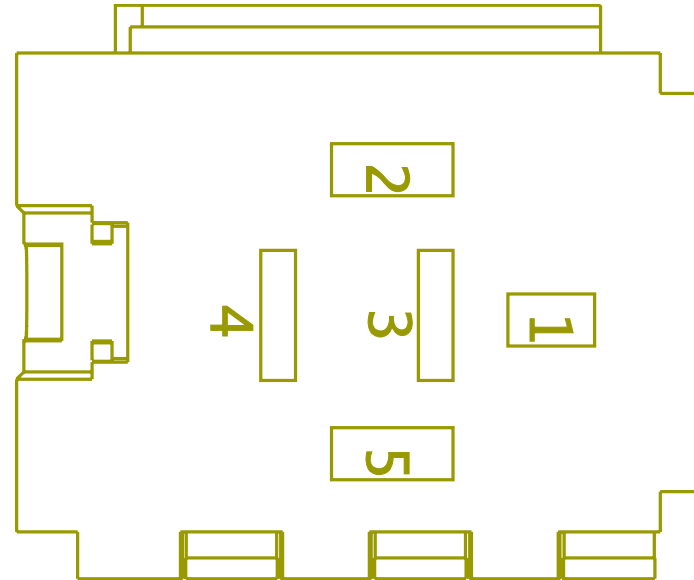
Name	Terminal Part Number	V-Min	Name	Wire Part Number	Wire CSA	Wire Spec	Wire Material description	Wire Color Description	Wire Length	End2 Terminal Part Number	End2 Pin Name	End2 Connector
1	-	-	YG52B	3510337 R1	1.91	14.0	Thin Wall XLPE Primary Cable	YELLOW 2	1480.0	-	L	J1-1603
2	-	-	YG96-GC	3510335 R1	0.79	18.0	Thin Wall XLPE Primary Cable	YELLOW 2	685.0	-	X	-
3	-	-	YG96D	3510335 R1	0.79	18.0	Thin Wall XLPE Primary Cable	YELLOW 2	265.0	-	X	-
4	-	-	YG52BC	3510337 R1	1.91	14.0	Thin Wall XLPE Primary Cable	YELLOW 2	1390.0	-	11	1700
5	-	-	YG52BA	3510337 R1	1.91	14.0	Thin Wall XLPE Primary Cable	YELLOW 2	1390.0	-	3	1700

Connector Name 1873F
 Part Number 593385C1
 Instances B6.7 - Headlight W/Plowlights, W/LOWW, W/O Interrupt:Diagram1-Combination1
 B6.7 - Headlight W/Plowlights, W/LOWW, W/O Interrupt:Diagram1-Combination2
 B6.7 - Headlight W/Plowlights, W/O LOWW, W/O Interrupt:Diagram1-Combination1
 B6.7 - Headlight W/Plowlights, W/O LOWW, W/O Interrupt:Diagram1-Combination2
 B6.7 - Headlights W/PlowLights, W/LOWW, W/ Interrupt:Diagram1-Combination1
 B6.7 - Headlights W/PlowLights, W/LOWW, W/ Interrupt:Diagram1-Combination2
 B6.7 - Headlights W/PlowLights, W/O LOWW, W/ Interrupt:Diagram1-Combination1
 B6.7 - Headlights W/PlowLights, W/O LOWW, W/ Interrupt:Diagram1-Combination2
 L9 - Headlight W/Plowlights W/LOWW W/O Headlight Interrupt -10 PIN CLK:Diagram1-Combination1
 L9 - Headlight W/Plowlights W/LOWW W/O Headlight Interrupt -10 PIN CLK:Diagram1-Combination2
 L9 - Headlights W/PlowLights W/Headlight Interrupt -10PIN CLK W/LOWW W/Interrupt:Diagram1-Combination1
 L9 - Headlights W/PlowLights W/Headlight Interrupt -10PIN CLK W/LOWW W/Interrupt:Diagram1-Combination2
 L9 - Headlights W/PlowLights W/O Lights ON with wipers (LOWW) W/ Headlights Interrupt:Diagram1-Combination1
 L9 - Headlights W/PlowLights W/O Lights ON with wipers (LOWW) W/ Headlights Interrupt:Diagram1-Combination2
 L9 - Headlights W/Plowlights W/O Lights ON With Wipers (LOWW) W/O Headlights Interrupt:Diagram1-Combination1
 L9 - Headlights W/Plowlights W/O Lights ON With Wipers (LOWW) W/O Headlights Interrupt:Diagram1-Combination2
 Mates RLY-L_LB-1034-01-01A



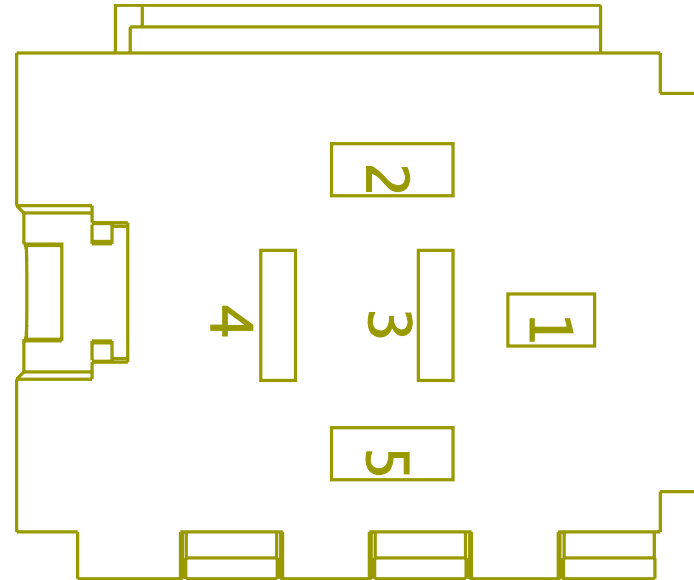
Name	Terminal Part Number	V-Min	Name	Wire Part Number	Wire CSA	Wire Spec	Wire Material description	Wire Color Description	Wire Length	End2 Terminal Part Number	End2 Pin Name	End2 Connector
1	-	-	YG53A	3510337 R1	1.91	14.0	Thin Wall XLPE Primary Cable	YELLOW 2	1555.0	-	B	J2-1604
2	-	-	YG96-GB	3510335 R1	0.79	18.0	Thin Wall XLPE Primary Cable	YELLOW 2	725.0	-	X	-
3	-	-	YG96C	3510335 R1	0.79	18.0	Thin Wall XLPE Primary Cable	YELLOW 2	305.0	-	X	-
4	-	-	YG53AC	3510337 R1	1.91	14.0	Thin Wall XLPE Primary Cable	YELLOW 2	1430.0	-	8	1700
5	-	-	YG53AA	3510337 R1	1.91	14.0	Thin Wall XLPE Primary Cable	YELLOW 2	1430.0	-	2	1700

Connector Name 1873G
 Part Number 593385C1
 Instances B6.7 - Headlight W/Plowlights, W/LOWW, W/O
 Interrupt:Diagram1-Combination1
 B6.7 - Headlight W/Plowlights, W/LOWW, W/O
 Interrupt:Diagram1-Combination2
 B6.7 - Headlight W/Plowlights, W/O LOWW, W/O
 Interrupt:Diagram1-Combination1
 B6.7 - Headlight W/Plowlights, W/O LOWW, W/O
 Interrupt:Diagram1-Combination2
 B6.7 - Headlights W/PlowLights, W/LOWW, W/
 Interrupt:Diagram1-Combination1
 B6.7 - Headlights W/PlowLights, W/LOWW, W/
 Interrupt:Diagram1-Combination2
 B6.7 - Headlights W/PlowLights, W/O LOWW, W/
 Interrupt:Diagram1-Combination1
 B6.7 - Headlights W/PlowLights, W/O LOWW, W/
 Interrupt:Diagram1-Combination2
 L9 - Headlight W/Plowlights W/LOWW W/O Headlight Interrupt
 -10 PIN CLK:Diagram1-Combination1
 L9 - Headlight W/Plowlights W/LOWW W/O Headlight Interrupt
 -10 PIN CLK:Diagram1-Combination2
 L9 - Headlights W/PlowLights W/Headlight Interrupt -10PIN CLK
 W/LOWW W/Interrupt:Diagram1-Combination1
 L9 - Headlights W/PlowLights W/Headlight Interrupt -10PIN CLK
 W/LOWW W/Interrupt:Diagram1-Combination2
 L9 - Headlights W/PlowLights W/O Lights ON with wipers
 (LOWW) W/ Headlights Interrupt:Diagram1-Combination1
 L9 - Headlights W/PlowLights W/O Lights ON with wipers
 (LOWW) W/ Headlights Interrupt:Diagram1-Combination2
 L9 - Headlights W/Plowlights W/O Lights ON With Wipers
 (LOWW) W/O Headlights Interrupt:Diagram1-Combination1
 L9 - Headlights W/Plowlights W/O Lights ON With Wipers
 (LOWW) W/O Headlights Interrupt:Diagram1-Combination2
 Mates RLY-R_LB-1034-01-01A



Name	Terminal Part Number	V-Min	Name	Wire Part Number	Wire CSA	Wire Spec	Wire Material description	Wire Color Description	Wire Length	End2 Terminal Part Number	End2 Pin Name	End2 Connector
1	-	-	YG53B	3510337 R1	1.91	14.0	Thin Wall XLPE Primary Cable	YELLOW 2	1595.0	-	H	J2-1604
2	-	-	YG96-GA	3510335 R1	0.79	18.0	Thin Wall XLPE Primary Cable	YELLOW 2	765.0	-	X	-
3	-	-	YG96B	3510335 R1	0.79	18.0	Thin Wall XLPE Primary Cable	YELLOW 2	345.0	-	X	-
4	-	-	YG53BC	3510337 R1	1.91	14.0	Thin Wall XLPE Primary Cable	YELLOW 2	1470.0	-	9	1700
5	-	-	YG53BA	3510337 R1	1.91	14.0	Thin Wall XLPE Primary Cable	YELLOW 2	1470.0	-	4	1700

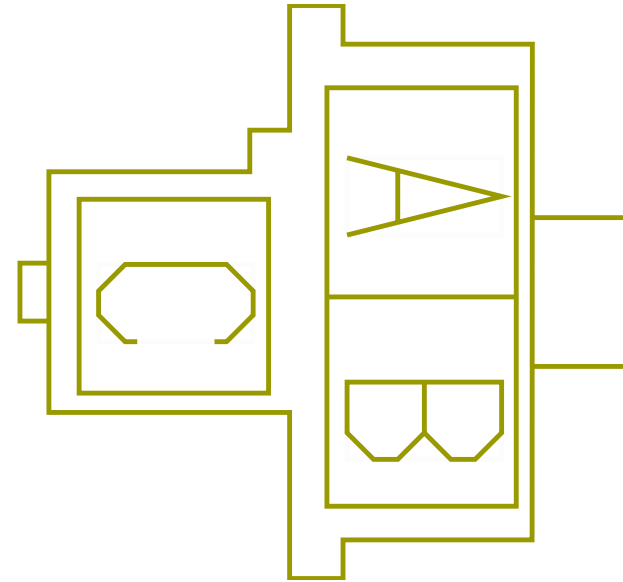
Connector Name 1873
 Part Number 593385C1
 Instances B6.7 - Transmission Power Take Off (Auto Trans with Lectradrive):Diagram1
 B6.7 - Transmission Power Take Off (Lectrashift PTO with Manual Trans):Diagram1
 L9 - Transmission Power Take Off (Auto Trans with Lectradrive):Diagram1
 L9 - Transmission Power Take Off (Lectrashift PTO with Manual Trans):Diagram1
 Mates RLY_Lectrashift_PTO_5047-0 8-01A



Name	Terminal Part Number	V-Min	Name	Wire Part Number	Wire CSA	Wire Spec	Wire Material description	Wire Color Description	Wire Length	End2 Terminal Part Number	End2 Pin Name	End2 Connector
1	-	-	HW14LP	2643698 R1	4.81	10.0	Std. Wall XLPE Primary Cable	RED	1310.0	-	12	1700
1	-	-	HW14LP	2643698 R1	4.81	10.0	Std. Wall XLPE Primary Cable	RED	1310.0	-	-	-
2	-	-	HW12LC	3510323 R1	0.79	18.0	Thin Wall XLPE Primary Cable	PINK	1425.0	-	E11	J4-1601
3	-	-	HW11-GCB	3510359 R1	0.79	18.0	Thin Wall XLPE Primary Cable	WHITE	800.0	-	-	-

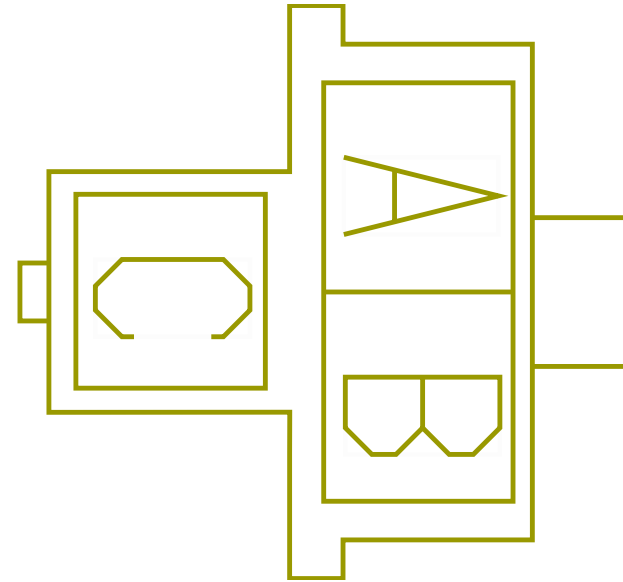
Name	Terminal Part Number	V-Min	Name	Wire Part Number	Wire CSA	Wire Spec	Wire Material description	Wire Color Description	Wire Length	End2 Terminal Part Number	End2 Pin Name	End2 Connector
4	-	-	HW14LSC	3510368 R1	3.01	12.0	Thin Wall XLPE Primary Cable	RED	2065.0	-	12	1703M
4	-	-	HW14BC	2643760 R1	1.16	16.0	Std. Wall XLPE Primary Cable	RED	640.0	-	1	9915

Connector Name 1901A
 Part Number 3590298C1
 Instances B6.7/L9 - Standard APO and Aux APO:Diagram1-Combination2



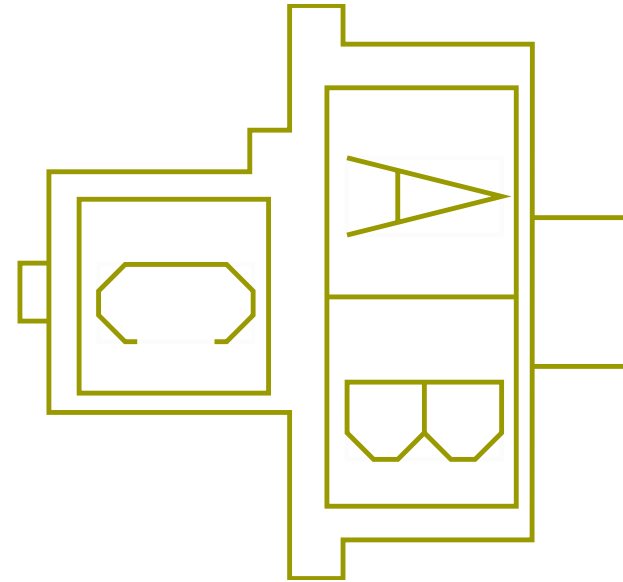
Name	Terminal Part Number	V-Min	Name	Wire Part Number	Wire CSA	Wire Spec	Wire Material description	Wire Color Description	Wire Length	End2 Terminal Part Number	End2 Pin Name	End2 Connector
A	-	-	JE14UA	3510301 R1	1.91	14.0	Thin Wall XLPE Primary Cable	LIGHT GREEN	1465.0	-	-	-
C	-	-	JE11-GUA	3510358 R1	0.53	20.0	Thin Wall XLPE Primary Cable	WHITE	1760.0	-	-	-

Connector Name 1901A
 Part Number 4094648C1
 Instances B6.7/L9 - Cigar Lighter Aux APO:Diagram1-Combination2
 Mates DEV-APO-2002-01-01A



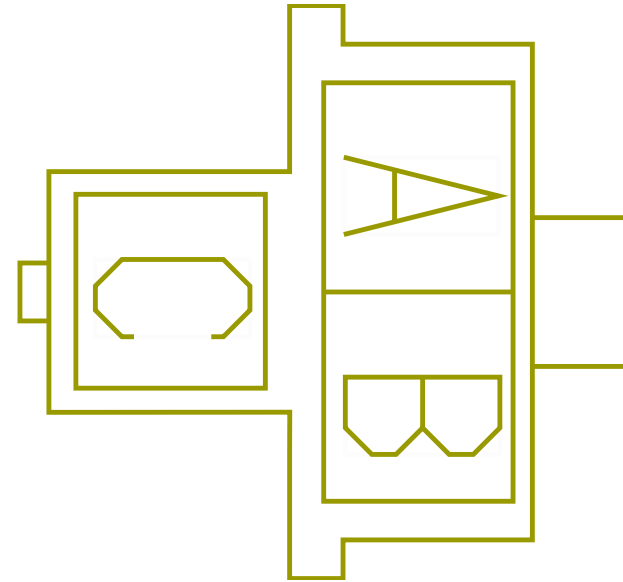
Name	Terminal Part Number	V-Min	Name	Wire Part Number	Wire CSA	Wire Spec	Wire Material description	Wire Color Description	Wire Length	End2 Terminal Part Number	End2 Pin Name	End2 Connector
A	-	-	JE14UA	3510301 R1	1.91	14.0	Thin Wall XLPE Primary Cable	LIGHT GREEN	1465.0	-	-	-
C	-	-	JE11-GUD	3510358 R1	0.53	20.0	Thin Wall XLPE Primary Cable	WHITE	1590.0	-	-	-

Connector Name 1901
 Part Number 3590298C1
 Instances B6.7/L9 - Standard APO and Aux APO:Diagram1-Combination1




Name	Terminal Part Number	V-Min	Name	Wire Part Number	Wire CSA	Wire Spec	Wire Material description	Wire Color Description	Wire Length	End2 Terminal Part Number	End2 Pin Name	End2 Connector
A	-	-	JC84	3510301 R1	1.91	14.0	Thin Wall XLPE Primary Cable	LIGHT GREEN	1715.0	-	-	-
C	-	-	JC11-GAF	3510361 R1	1.91	14.0	Thin Wall XLPE Primary Cable	WHITE	1210.0	-	-	-

Connector Name 1901
 Part Number 4094648C1
 Instances B6.7/L9 - Cigar Lighter Aux APO:Diagram1-Combination1
 Mates DEV-APO-2002-01-03A



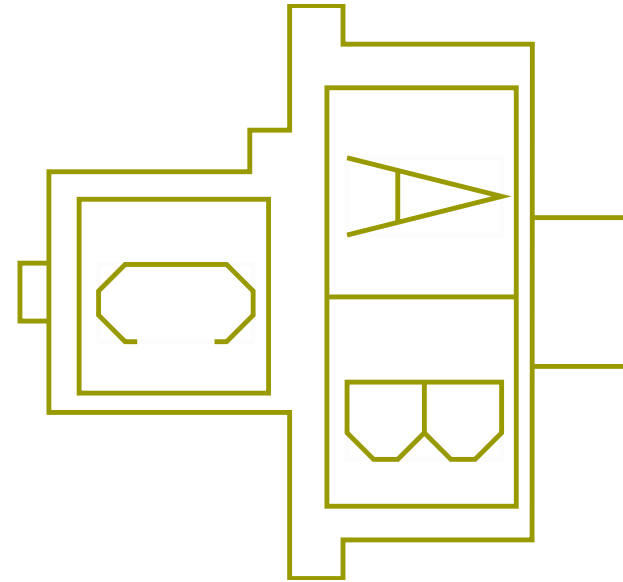
Name	Terminal Part Number	V-Min	Name	Wire Part Number	Wire CSA	Wire Spec	Wire Material description	Wire Color Description	Wire Length	End2 Terminal Part Number	End2 Pin Name	End2 Connector
A	-	-	JC84C	3510301 R1	1.91	14.0	Thin Wall XLPE Primary Cable	LIGHT GREEN	1715.0	-	-	-
C	-	-	JC11-GAC	3510361 R1	1.91	14.0	Thin Wall XLPE Primary Cable	WHITE	1040.0	-	-	-

Connector Name 1902
 Part Number 3517473C1
 Instances B6.7/L9 - Banana Plugs Receptacle:Diagram1
 Mates DEV-Two_Post-2061-01-01A



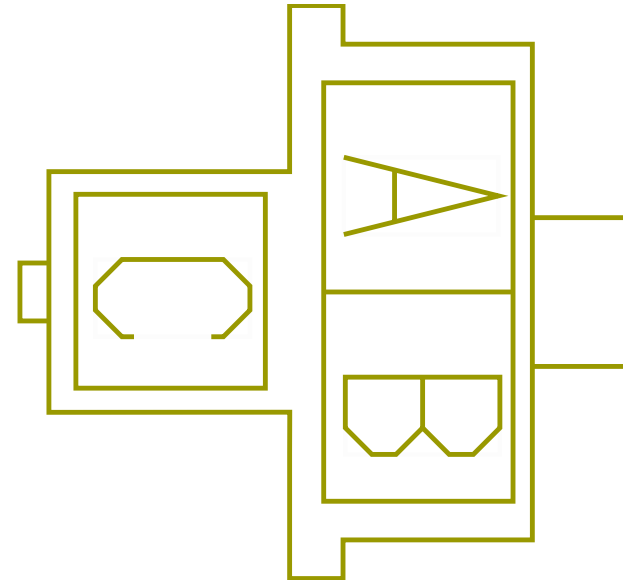
Name	Terminal Part Number	V-Min	Name	Wire Part Number	Wire CSA	Wire Spec	Wire Material description	Wire Color Description	Wire Length	End2 Terminal Part Number	End2 Pin Name	End2 Connector
A	-	-	JB86C	3510301 R1	1.91	14.0	Thin Wall XLPE Primary Cable	LIGHT GREEN	1270.0	-	-	-
B	-	-	JB11-GCC	3510361 R1	1.91	14.0	Thin Wall XLPE Primary Cable	WHITE	2145.0	-	-	-

Connector Name 1903B
 Part Number 3590298C1
 Instances B6.7/L9 - Standard APO and Aux APO:Diagram1-Combination3
 Mates DEV-APO-2002-01-03A



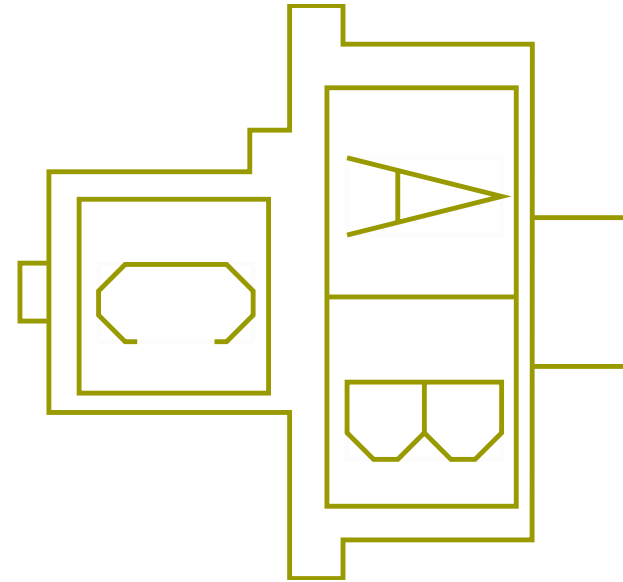
Name	Terminal Part Number	V-Min	Name	Wire Part Number	Wire CSA	Wire Spec	Wire Material description	Wire Color Description	Wire Length	End2 Terminal Part Number	End2 Pin Name	End2 Connector
A	-	-	JD86C2	3510301 R1	1.91	14.0	Thin Wall XLPE Primary Cable	LIGHT GREEN	1395.0	-	-	-
C	-	-	JD11-GCE	3510361 R1	1.91	14.0	Thin Wall XLPE Primary Cable	WHITE	1270.0	-	-	-

Connector Name 1903B
 Part Number 4094648C1
 Instances B6.7/L9 - Cigar Lighter Aux APO:Diagram1-Combination3



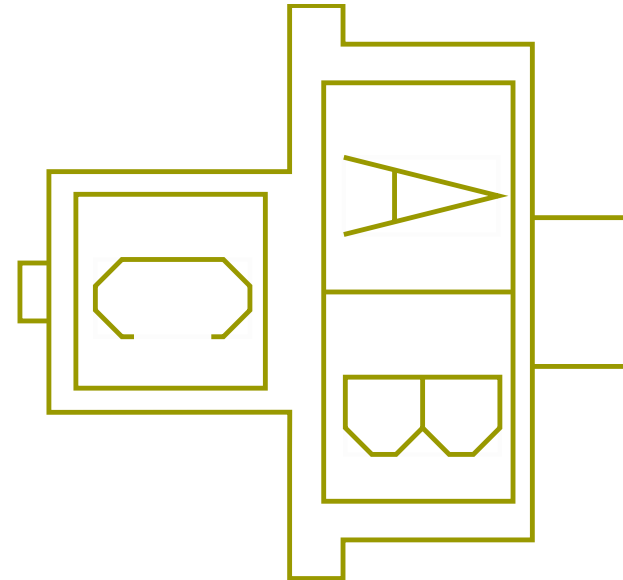
Name	Terminal Part Number	V-Min	Name	Wire Part Number	Wire CSA	Wire Spec	Wire Material description	Wire Color Description	Wire Length	End2 Terminal Part Number	End2 Pin Name	End2 Connector
A	-	-	JD86C2	3510301 R1	1.91	14.0	Thin Wall XLPE Primary Cable	LIGHT GREEN	1395.0	-	-	-
C	-	-	JD11-GCE	3510361 R1	1.91	14.0	Thin Wall XLPE Primary Cable	WHITE	1270.0	-	-	-

Connector Name 1903
 Part Number 3590298C1
 Instances B6.7/L9 - Cigar Lighter:-Diagram1
 B6.7/L9 - Standard APO:Diagram1
 B6.7/L9 - Standard APO and Aux APO:Diagram1-Combination1
 B6.7/L9 - Standard APO and Aux APO:Diagram1-Combination2
 B6.7/L9 - Standard APO and Aux APO:Diagram1-Combination3
 Mates DEV-Cigar_Lighter-2002-01- 02A




Name	Terminal Part Number	V-Min	Name	Wire Part Number	Wire CSA	Wire Spec	Wire Material description	Wire Color Description	Wire Length	End2 Terminal Part Number	End2 Pin Name	End2 Connector
A	-	-	JA84	3510301 R1	1.91	14.0	Thin Wall XLPE Primary Cable	LIGHT GREEN	1420.0	-	-	-
C	-	-	JA11-GAF	3510361 R1	1.91	14.0	Thin Wall XLPE Primary Cable	WHITE	1910.0	-	-	-

Connector Name 1903
 Part Number 4094648C1
 Instances B6.7/L9 - Cigar Lighter:Diagram1
 B6.7/L9 - Cigar Lighter Aux APO:Diagram1-Combination1
 B6.7/L9 - Cigar Lighter Aux APO:Diagram1-Combination2
 B6.7/L9 - Cigar Lighter Aux APO:Diagram1-Combination3
 Mates DEV-Cigar_Lighter-2002-01- 02A




Name	Terminal Part Number	V-Min	Name	Wire Part Number	Wire CSA	Wire Spec	Wire Material description	Wire Color Description	Wire Length	End2 Terminal Part Number	End2 Pin Name	End2 Connector
A	-	-	JA84	3510301 R1	1.91	14.0	Thin Wall XLPE Primary Cable	LIGHT GREEN	1420.0	-	-	-
C	-	-	JA11-GAF	3510361 R1	1.91	14.0	Thin Wall XLPE Primary Cable	WHITE	1910.0	-	-	-

Connector Name 1904
 Part Number 3768147C1
 Instances B6.7/L9 - One USB:Diagram1
 B6.7/L9 - Two USB:Diagram1-Combination1
 B6.7/L9 - Two USB:Diagram1-Combination2
 Mates DEV-USB-2060-01-01A




Name	Terminal Part Number	V-Min	Name	Wire Part Number	Wire CSA	Wire Spec	Wire Material description	Wire Color Description	Wire Length	End2 Terminal Part Number	End2 Pin Name	End2 Connector
1	-	-	JA11-GUA	3510358 R1	0.53	20.0	Thin Wall XLPE Primary Cable	WHITE	1910.0	-	-	-
2	-	-	JA13UA	3510322 R1	0.53	20.0	Thin Wall XLPE Primary Cable	PINK	1615.0	-	-	-

Connector Name 1905
 Part Number 3768147C1
 Instances B6.7/L9 - Two USB:Diagram1-Combination1
 B6.7/L9 - Two USB:Diagram1-Combination2
 Mates DEV-USB-2060-01-02A



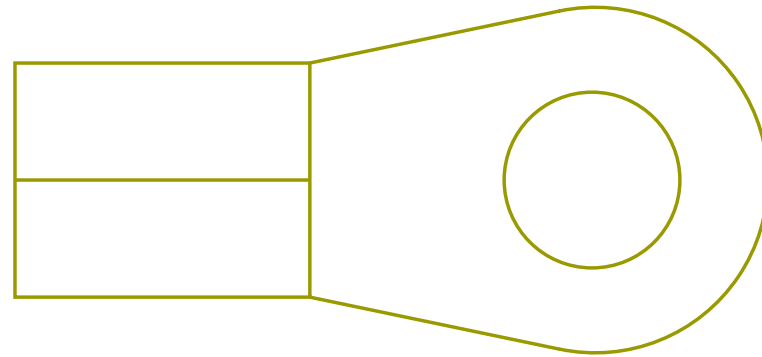
Name	Terminal Part Number	V-Min	Name	Wire Part Number	Wire CSA	Wire Spec	Wire Material description	Wire Color Description	Wire Length	End2 Terminal Part Number	End2 Pin Name	End2 Connector
1	-	-	JE11-GUB	3510358 R1	0.53	20.0	Thin Wall XLPE Primary Cable	WHITE	1760.0	-	-	-
1	-	-	JC11-GUB	3510358 R1	0.53	20.0	Thin Wall XLPE Primary Cable	WHITE	1040.0	-	-	-
2	-	-	JE13U	3510322 R1	0.53	20.0	Thin Wall XLPE Primary Cable	PINK	1270.0	-	-	-
2	-	-	JC13UC	3510322 R1	0.53	20.0	Thin Wall XLPE Primary Cable	PINK	1520.0	-	-	-

Connector Name 1910A
 Part Number 1667305C1
 Instances B6.7 - CAN Layout:Body Standard J1939 (250Kbps)
 B6.7 - CAN Layout:Telematics J1708
 B6.7/L9 - Telematics (XATANET W/J1939):Diagram1
 L9 - CAN Layout:Body Standard J1939 (250Kbps)
 L9 - CAN Layout:Telematics J1708
 Mates MODU-XATANET-2035-04-08A



Name	Terminal Part Number	V-Min	Name	Wire Part Number	Wire CSA	Wire Spec	Wire Material description	Wire Color Description	Wire Length	End2 Terminal Part Number	End2 Pin Name	End2 Connector
A	-	-	MP14EA	3510366 R1	1.16	16.0	Thin Wall XLPE Primary Cable	RED	4735.0	-	-	-
B	-	-	MP11-GBE	3510360 R1	1.16	16.0	Thin Wall XLPE Primary Cable	WHITE	2665.0	-	-	-
C	-	-	WIRE722 834	-	0.0	-	-	-	0.0	-	H	1025
C	-	-	WIRE722 851	-	0.0	-	-	-	0.0	-	E	1660
C	-	-	-	-	-	-	-	-	-	-	-	-
D	-	-	WIRE722 832	-	0.0	-	-	-	0.0	-	E	1025
D	-	-	WIRE722 848	-	0.0	-	-	-	0.0	-	E	1661
D	-	-	-	-	-	-	-	-	-	-	-	-

Connector Name 1910G
 Part Number 373759C2
 Instances B6.7/L9 - Telematics (XATANET W/J1939):Diagram1
 Mates MODU-XATANET-2035-04-08A



Name	Terminal Part Number	V-Min	Name	Wire Part Number	Wire CSA	Wire Spec	Wire Material description	Wire Color Description	Wire Length	End2 Terminal Part Number	End2 Pin Name	End2 Connector
A	-	-	ML11-G	2643789 R1	7.48	8.0	Std. Wall XLPE Primary Cable	WHITE	4190.0	-	-	-

Connector Name 1913A

Part Number BLUNT_SL_VC

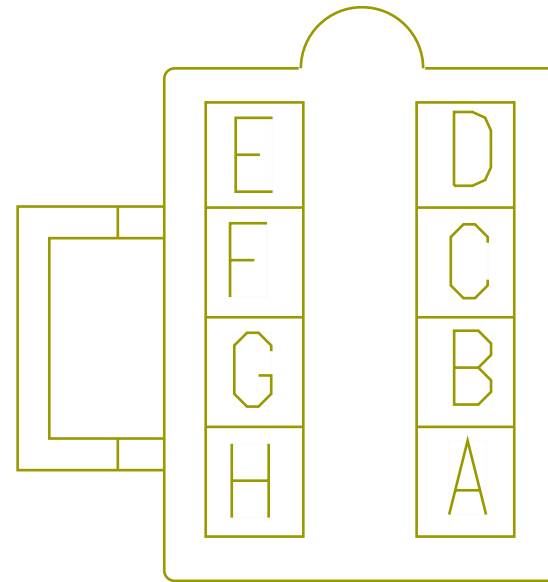
Instances B6.7/L9 2-Way Radio:Diagram1-Combination2

Name	Terminal Part Number	V-Min	Name	Wire Part Number	Wire CSA	Wire Spec	Wire Material description	Wire Color Description	Wire Length	End2 Terminal Part Number	End2 Pin Name	End2 Connector
A	-	-	CZ14HC	2643760 R1	1.16	16.0	Std. Wall XLPE Primary Cable	RED	2620.0	-	A	6900
B	-	-	CZ86P	2643678 R1	1.16	16.0	Std. Wall XLPE Primary Cable	LIGHT GREEN	2620.0	-	C	6900
C	-	-	CZ11-GAP	2643681 R1	1.16	16.0	Std. Wall XLPE Primary Cable	WHITE	2620.0	-	B	6900

Connector Name 1913
 Part Number BLUNT_SL_VC
 Instances B6.7/L9 2-Way Radio:Diagram1-Combination1
 Mates BLNT 2-WAY RADIO 2022-01-01A

Name	Terminal Part Number	V-Min	Name	Wire Part Number	Wire CSA	Wire Spec	Wire Material description	Wire Color Description	Wire Length	End2 Terminal Part Number	End2 Pin Name	End2 Connector
A	-	-	SH14HCA	3510367 R1	1.91	14.0	Thin Wall XLPE Primary Cable	RED	4280.0	-	1	1703M
B	-	-	SH86P	3510300 R1	1.16	16.0	Thin Wall XLPE Primary Cable	LIGHT GREEN	5440.0	-	-	-
C	-	-	SH11-GAP	3510361 R1	1.91	14.0	Thin Wall XLPE Primary Cable	WHITE	4280.0	-	2	1703M

Connector Name 1916A
 Part Number 2005836C1
 Instances B6.7/L9 - Speakers:Four Speakers Daycab n/BT w/
 QC:Diagram1
 B6.7/L9 - Speakers:Four Speakers Daycab w/BT w/
 QC:Diagram1
 B6.7/L9 - Speakers:Two Speakers n/BT w/QC:Diagram1
 B6.7/L9 - Speakers:Two Speakers w/BT w/QC:Diagram1
 B6.7/L9 - Telematics (Omnivision w/J1939):Diagram1
 Mates SW-SPKR-2033-01-02A



Name	Terminal Part Number	V-Min	Name	Wire Part Number	Wire CSA	Wire Spec	Wire Material description	Wire Color Description	Wire Length	End2 Terminal Part Number	End2 Pin Name	End2 Connector
A	-	-	MQ86H	3510299 R1	0.79	18.0	Thin Wall XLPE Primary Cable	LIGHT GREEN	1265.0	-	13	1300
B	-	-	MQ86J	3510299 R1	0.79	18.0	Thin Wall XLPE Primary Cable	LIGHT GREEN	1265.0	-	14	1300
C	-	-	MQ86HA	3510299 R1	0.79	18.0	Thin Wall XLPE Primary Cable	LIGHT GREEN	4145.0	-	F	1919A
D	-	-	MQ86JA	3510299 R1	0.79	18.0	Thin Wall XLPE Primary Cable	LIGHT GREEN	4145.0	-	G	1919A


Name	Terminal Part Number	V-Min	Name	Wire Part Number	Wire CSA	Wire Spec	Wire Material description	Wire Color Description	Wire Length	End2 Terminal Part Number	End2 Pin Name	End2 Connector
E	-	-	MQ86-GD1	3510359 R1	0.79	18.0	Thin Wall XLPE Primary Cable	WHITE	1630.0	-	X	-
F	-	-	MQ86HB	3510299 R1	0.79	18.0	Thin Wall XLPE Primary Cable	LIGHT GREEN	270.0	-	C	3205M
G	-	-	MQ86JB	3510299 R1	0.79	18.0	Thin Wall XLPE Primary Cable	LIGHT GREEN	270.0	-	D	3205M

Connector Name 1917
 Part Number 1661259C1
 Instances B6.7/L9 - Telematics (Omnivision w/J1939):Diagram1
 Mates DEV-QC_Remote-203503-01A



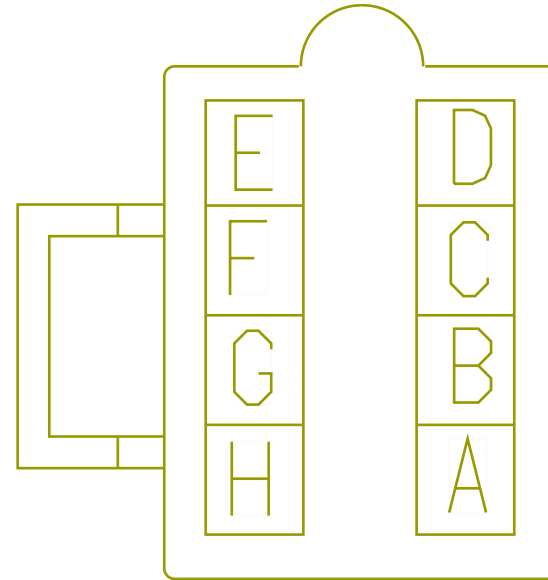
Name	Terminal Part Number	V-Min	Name	Wire Part Number	Wire CSA	Wire Spec	Wire Material description	Wire Color Description	Wire Length	End2 Terminal Part Number	End2 Pin Name	End2 Connector
A	-	-	MQ86RCD	3510299 R1	0.79	18.0	Thin Wall XLPE Primary Cable	LIGHT GREEN	2915.0	-	A	1919A
B	-	-	MQ86-GD2	3510359 R1	0.79	18.0	Thin Wall XLPE Primary Cable	WHITE	500.0	-	X	-

Connector Name 1918A
 Part Number 1661199C1
 Instances B6.7/L9 - Telematics (Omnivision w/J1939):Diagram1
 Mates MODU-OMNIVISION-2035-03-08A



Name	Terminal Part Number	V-Min	Name	Wire Part Number	Wire CSA	Wire Spec	Wire Material description	Wire Color Description	Wire Length	End2 Terminal Part Number	End2 Pin Name	End2 Connector
A	-	-	MQ14ED	3510366 R1	1.16	16.0	Thin Wall XLPE Primary Cable	RED	4735.0	-	-	-
B	-	-	MQ13EE	3510324 R1	1.16	16.0	Thin Wall XLPE Primary Cable	PINK	4955.0	-	-	-
C	-	-	MQ11-GBE	3510360 R1	1.16	16.0	Thin Wall XLPE Primary Cable	WHITE	2665.0	-	-	-

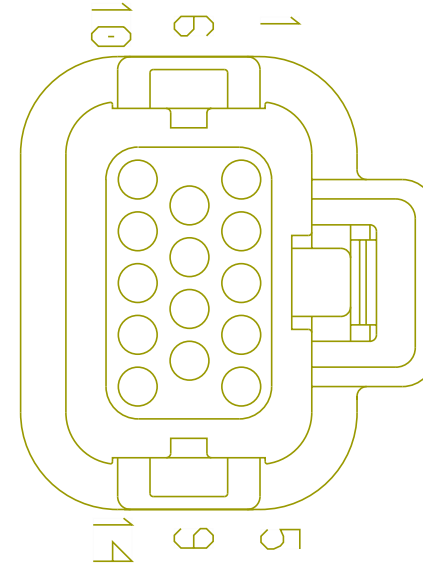
Connector Name 1919A
 Part Number 2005836C1
 Instances B6.7 - CAN Layout:Telematics J1708
 B6.7/L9 - Telematics (Omnivision w/J1939):Diagram1
 L9 - CAN Layout:Telematics J1708
 Mates MODU-OMNI-2035-XX



Name	Terminal Part Number	V-Min	Name	Wire Part Number	Wire CSA	Wire Spec	Wire Material description	Wire Color Description	Wire Length	End2 Terminal Part Number	End2 Pin Name	End2 Connector
A	-	-	MQ86RCD	3510299 R1	0.79	18.0	Thin Wall XLPE Primary Cable	LIGHT GREEN	2915.0	-	A	1917
B	-	-	MQ11-GMW	3510358 R1	0.53	20.0	Thin Wall XLPE Primary Cable	WHITE	3630.0	-	B5	1500A
C	-	-	-	-	-	-	-	-	-	-	-	-
C	-	-	WIRE722 852	-	0.0	-	-	-	0.0	-	E	1660
D	-	-	-	-	-	-	-	-	-	-	-	-
D	-	-	WIRE722 849	-	0.0	-	-	-	0.0	-	E	1661
E	-	-	MQ86-GD3	3510359 R1	0.79	18.0	Thin Wall XLPE Primary Cable	WHITE	2515.0	-	X	-

Name	Terminal Part Number	V-Min	Name	Wire Part Number	Wire CSA	Wire Spec	Wire Material description	Wire Color Description	Wire Length	End2 Terminal Part Number	End2 Pin Name	End2 Connector
F	-	-	MQ86HA	3510299 R1	0.79	18.0	Thin Wall XLPE Primary Cable	LIGHT GREEN	4145.0	-	C	1916A
G	-	-	MQ86JA	3510299 R1	0.79	18.0	Thin Wall XLPE Primary Cable	LIGHT GREEN	4145.0	-	D	1916A

Connector Name 1921
 Part Number 3616085C1
 Instances B6.7 - CAN Layout:Body Standard J1939 (250Kbps)
 B6.7/L9 - Telematics (Peoplenet PMG):Diagram1
 L9 - CAN Layout:Body Standard J1939 (250Kbps)
 Mates DEV-PEOPLENET_PMG-2035-05- 07A

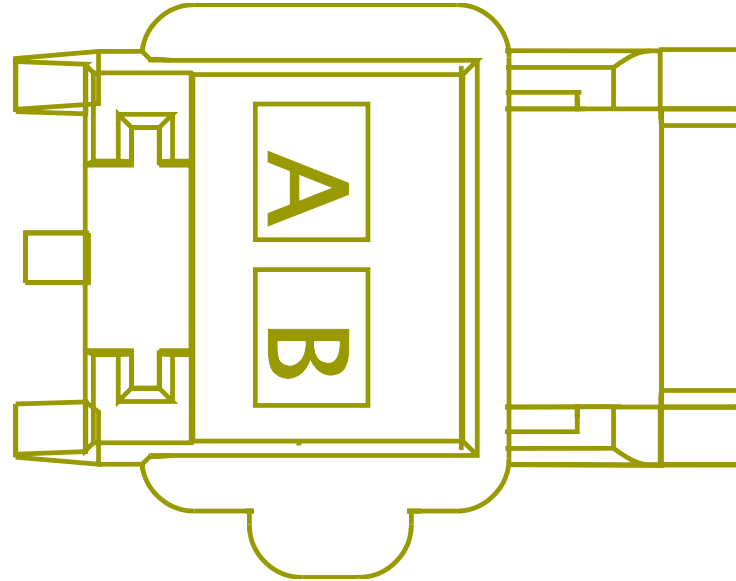


Name	Terminal Part Number	V-Min	Name	Wire Part Number	Wire CSA	Wire Spec	Wire Material description	Wire Color Description	Wire Length	End2 Terminal Part Number	End2 Pin Name	End2 Connector
2	-	-	WIRE722 807	-	0.0	-	-	-	0.0	-	E	1025
2	-	-	-	-	-	-	-	-	-	-	-	-
3	-	-	VW13EE	3510324 R1	1.16	16.0	Thin Wall XLPE Primary Cable	PINK	5005.0	-	-	-
4	-	-	VW11- GBE	3510360 R1	1.16	16.0	Thin Wall XLPE Primary Cable	WHITE	2715.0	-	-	-
5	-	-	VW14EA	2643760 R1	1.16	16.0	Std. Wall XLPE Primary Cable	RED	4785.0	-	-	-
7	-	-	WIRE722 825	-	0.0	-	-	-	0.0	-	H	1025
7	-	-	-	-	-	-	-	-	-	-	-	-

Connector Name 1923
 Part Number BLUNT_SL_VC
 Instances B6.7 - TEM _Electric Trailer Brake Controller Activated
 Stop:Diagram1
 B6.7 - TEM _Electric Trailer Brake Controller Activated Stop
 Option2:Diagram1
 L9 - TEM _Electric Trailer Brake Controller Activated Stop
 LT:Diagram1
 Mates BLUNT_CUST_ETB CONTROLLER_MODULE_3043-01- 01A

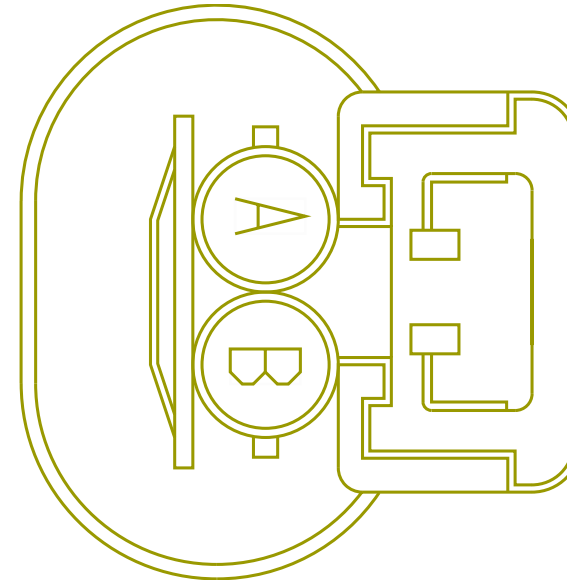
Name	Terminal Part Number	V-Min	Name	Wire Part Number	Wire CSA	Wire Spec	Wire Material description	Wire Color Description	Wire Length	End2 Terminal Part Number	End2 Pin Name	End2 Connector
A	-	-	TJ14NS	3510296 R1	3.01	12.0	Thin Wall XLPE Primary Cable	BLACK	2050.0	-	-	-
B	-	-	TJ70E	3510369 R1	4.81	10.0	Thin Wall XLPE Primary Cable	RED	820.0	-	X	-
C	-	-	TJ94T	3510357 R1	4.81	10.0	Thin Wall XLPE Primary Cable	DARK BLUE	1300.0	-	10	1701
D	-	-	TJ11-GAM	3510360 R1	1.16	16.0	Thin Wall XLPE Primary Cable	WHITE	920.0	-	-	-

Connector Name 1924
 Part Number 3554818C1
 Instances B6.7/L9 - Telematics (Peoplenet PMG):Diagram1
 Mates DEV-PEOPLENET_PMG_VID-2035 -05-07



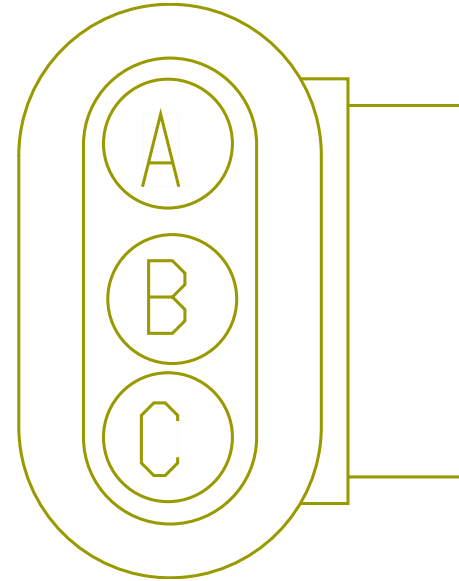
Name	Terminal Part Number	V-Min	Name	Wire Part Number	Wire CSA	Wire Spec	Wire Material description	Wire Color Description	Wire Length	End2 Terminal Part Number	End2 Pin Name	End2 Connector
A	-	-	VW11-GEF	3510361 R1	1.91	14.0	Thin Wall XLPE Primary Cable	WHITE	1135.0	-	-	-
B	-	-	VW14ED	2643686 R1	1.91	14.0	Std. Wall XLPE Primary Cable	RED	3205.0	-	-	-

Connector Name 1935N
 Part Number 3683465C1
 Instances B6.7 - CAN Layout:Body Standard J1939 (250Kbps)
 L9 - CAN Layout:Body Standard J1939 (250Kbps)



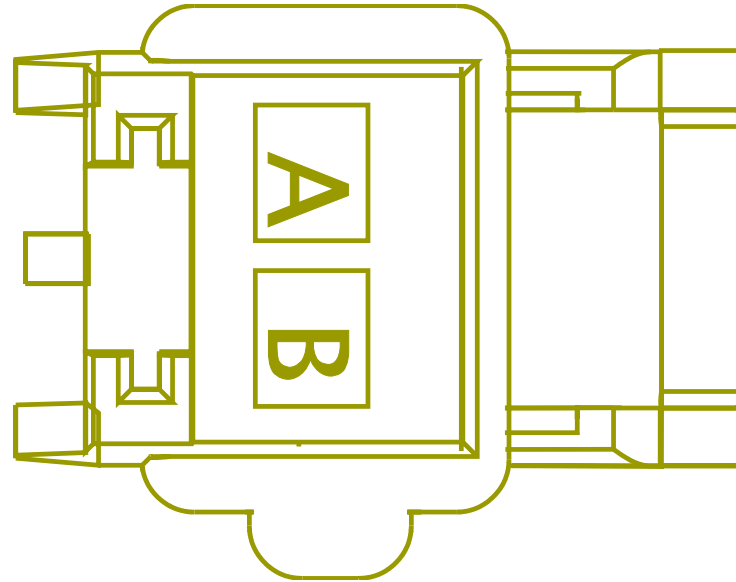
Name	Terminal Part Number	V-Min	Name	Wire Part Number	Wire CSA	Wire Spec	Wire Material description	Wire Color Description	Wire Length	End2 Terminal Part Number	End2 Pin Name	End2 Connector
A	-	-	WIRE722750	-	0.0	-	-	-	0.0	-	-	-
A	-	-	WIRE728836	-	0.0	-	-	-	0.0	-	F	A01_250M
B	-	-	WIRE722748	-	0.0	-	-	-	0.0	-	-	-
B	-	-	WIRE728838	-	0.0	-	-	-	0.0	-	E	A01_250M

Connector Name 1937N
 Part Number 1667741C1
 Instances B6.7 - CAN Layout:Body Standard J1939 (250Kbps)
 L9 - CAN Layout:Body Standard J1939 (250Kbps)
 Mates MODU-QUALCOMM-2035-XX



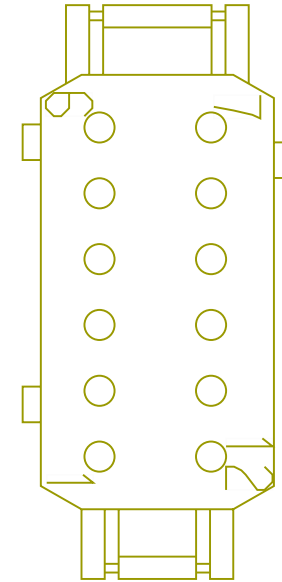
Name	Terminal Part Number	V-Min	Name	Wire Part Number	Wire CSA	Wire Spec	Wire Material description	Wire Color Description	Wire Length	End2 Terminal Part Number	End2 Pin Name	End2 Connector
A	-	-	WIRE722838	-	0.0	-	-	-	0.0	-	H	1025
C	-	-	WIRE722836	-	0.0	-	-	-	0.0	-	E	1025

Connector Name 1938M
 Part Number 3554818C1
 Instances B6.7/L9 - Telematics (PEOPLE NET MD):Diagram1
 Mates MODU-PEOPLENET_CONN-2035-0 5-05A



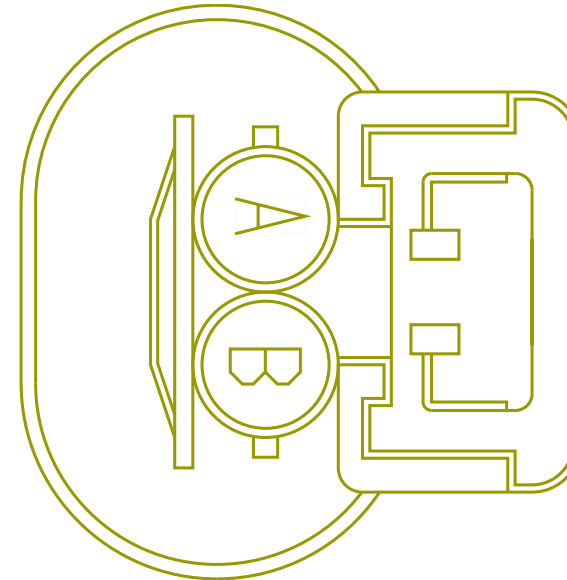
Name	Terminal Part Number	V-Min	Name	Wire Part Number	Wire CSA	Wire Spec	Wire Material description	Wire Color Description	Wire Length	End2 Terminal Part Number	End2 Pin Name	End2 Connector
A	-	-	MM11-GBE	3510361 R1	1.91	14.0	Thin Wall XLPE Primary Cable	WHITE	685.0	-	-	-
B	-	-	MM14EA	2643686 R1	1.91	14.0	Std. Wall XLPE Primary Cable	RED	2820.0	-	X	-

Connector Name 1939M
 Part Number 3553404C1
 Instances B6.7 - CAN Layout:Body Standard J1939 (250Kbps)
 B6.7 - CAN Layout:Telematics J1708
 B6.7/L9 - Telematics (PEOPLE NET MD):Diagram1
 L9 - CAN Layout:Body Standard J1939 (250Kbps)
 L9 - CAN Layout:Telematics J1708
 Mates MODU-PEOPLENET_VID-2035-05 -05A



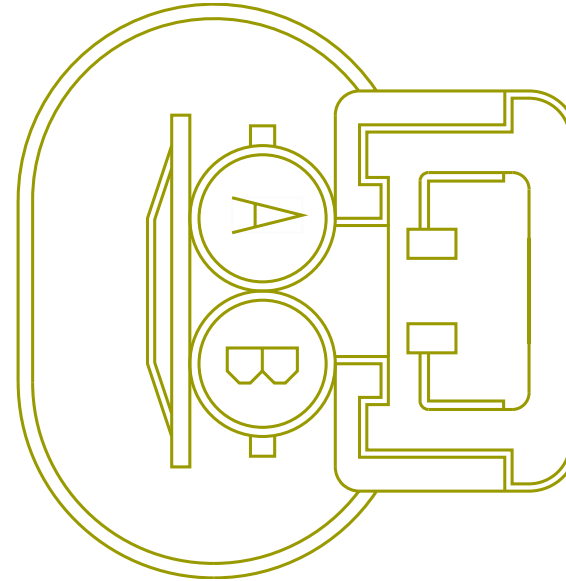
Name	Terminal Part Number	V-Min	Name	Wire Part Number	Wire CSA	Wire Spec	Wire Material description	Wire Color Description	Wire Length	End2 Terminal Part Number	End2 Pin Name	End2 Connector
4	-	-	-	-	-	-	-	-	-	-	-	-
4	-	-	WIRE722 853	-	0.0	-	-	-	0.0	-	E	1660
5	-	-	-	-	-	-	-	-	-	-	-	-
5	-	-	WIRE722 847	-	0.0	-	-	-	0.0	-	E	1661
11	-	-	-	-	-	-	-	-	-	-	-	-
11	-	-	WIRE722 828	-	0.0	-	-	-	0.0	-	E	1025
12	-	-	-	-	-	-	-	-	-	-	-	-
12	-	-	WIRE722 830	-	0.0	-	-	-	0.0	-	H	1025

Connector Name 1939-125A
 Part Number 3683465C1
 Instances B6.7 - CAN Layout:HMI Standard J1939 (125Kbps)
 L9 - CAN Layout:HMI Standard J1939 (125Kbps)



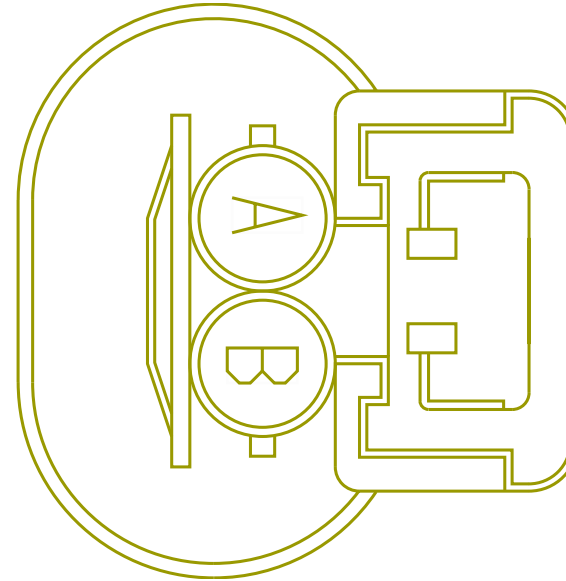
Name	Terminal Part Number	V-Min	Name	Wire Part Number	Wire CSA	Wire Spec	Wire Material description	Wire Color Description	Wire Length	End2 Terminal Part Number	End2 Pin Name	End2 Connector
A	-	-	WIRE1637	-	0.0	-	-	-	0.0	-	PIN1	-
B	-	-	WIRE1638	-	0.0	-	-	-	0.0	-	PIN1	-

Connector Name 1939-125B
 Part Number 3683465C1
 Instances B6.7 - CAN Layout:HMI Standard J1939 (125Kbps)
 L9 - CAN Layout:HMI Standard J1939 (125Kbps)
 Mates Terminating Resistor



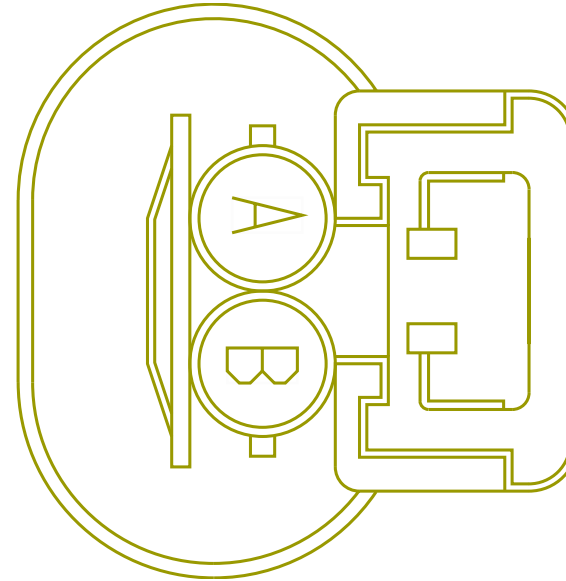
Name	Terminal Part Number	V-Min	Name	Wire Part Number	Wire CSA	Wire Spec	Wire Material description	Wire Color Description	Wire Length	End2 Terminal Part Number	End2 Pin Name	End2 Connector
A	-	-	WIRE1655	-	0.0	-	-	-	0.0	-	PIN1	-
B	-	-	WIRE1656	-	0.0	-	-	-	0.0	-	PIN1	-

Connector Name 1939-125C
 Part Number 3683465C1
 Instances B6.7 - CAN Layout:HMI Standard J1939 (125Kbps)
 L9 - CAN Layout:HMI Standard J1939 (125Kbps)



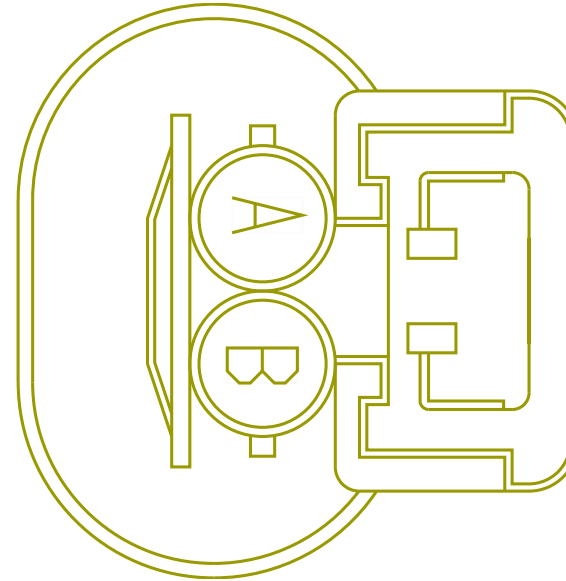
Name	Terminal Part Number	V-Min	Name	Wire Part Number	Wire CSA	Wire Spec	Wire Material description	Wire Color Description	Wire Length	End2 Terminal Part Number	End2 Pin Name	End2 Connector
A	-	-	WIRE722886	-	0.0	-	-	-	0.0	-	PIN1	-
B	-	-	WIRE722887	-	0.0	-	-	-	0.0	-	PIN1	-

Connector Name 1939-250A
 Part Number 3683465C1
 Instances B6.7 - CAN Layout:Cab Standard J1939 (250Kbps)
 L9 - CAN Layout:Cab Standard J1939 (250Kbps)



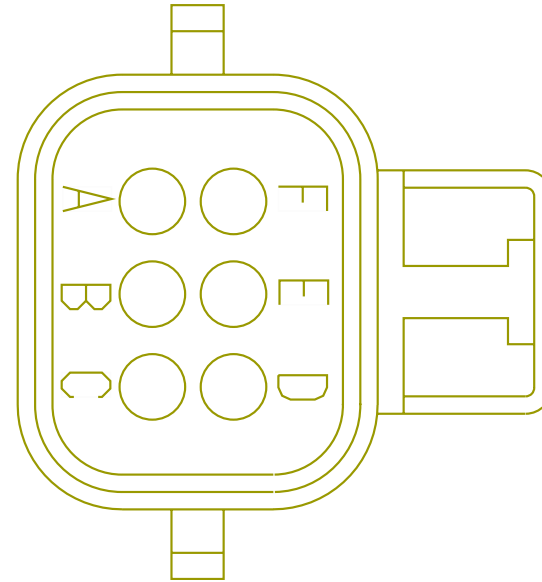
Name	Terminal Part Number	V-Min	Name	Wire Part Number	Wire CSA	Wire Spec	Wire Material description	Wire Color Description	Wire Length	End2 Terminal Part Number	End2 Pin Name	End2 Connector
A	-	-	WIRE720028	-	0.0	-	-	-	0.0	-	PIN1	-
B	-	-	WIRE720030	-	0.0	-	-	-	0.0	-	PIN1	-

Connector Name 1939-250B
 Part Number 3683465C1
 Instances B6.7 - CAN Layout:Cab Standard J1939 (250Kbps)
 L9 - CAN Layout:Cab Standard J1939 (250Kbps)



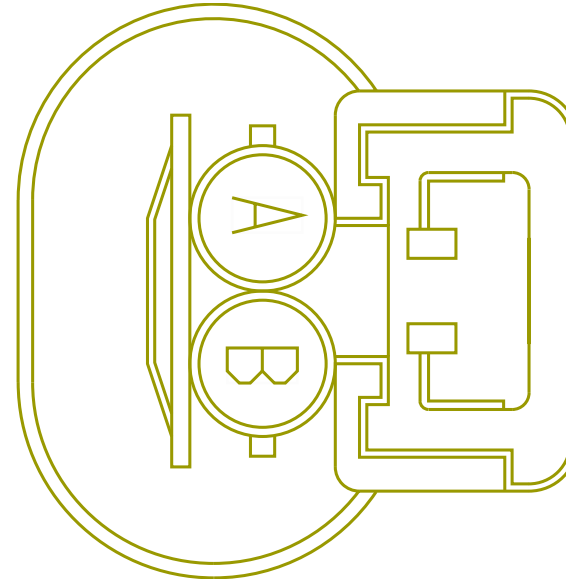
Name	Terminal Part Number	V-Min	Name	Wire Part Number	Wire CSA	Wire Spec	Wire Material description	Wire Color Description	Wire Length	End2 Terminal Part Number	End2 Pin Name	End2 Connector
A	-	-	WIRE720041	-	0.0	-	-	-	0.0	-	PIN1	-
B	-	-	WIRE720046	-	0.0	-	-	-	0.0	-	PIN1	-

Connector Name 1939
 Part Number 2011340C1
 Instances B6.7/L9 - Telematics (PEOPLE NET MD):Diagram1
 Mates MODU-PEOPLENET_COMM-2035-0 5-05A



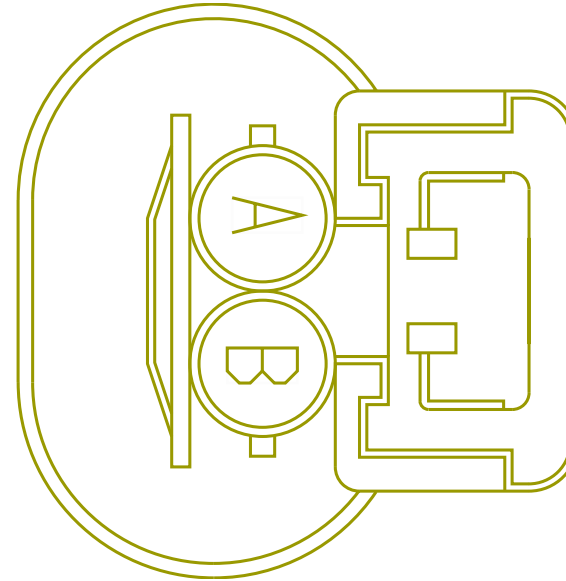
Name	Terminal Part Number	V-Min	Name	Wire Part Number	Wire CSA	Wire Spec	Wire Material description	Wire Color Description	Wire Length	End2 Terminal Part Number	End2 Pin Name	End2 Connector
C	-	-	MM14ED	2643759 R1	0.79	18.0	Std. Wall XLPE Primary Cable	RED	4350.0	-	X	-
D	-	-	MM11-GBH	3510359 R1	0.79	18.0	Thin Wall XLPE Primary Cable	WHITE	2215.0	-	-	-
E	-	-	MM13EE	3510323 R1	0.79	18.0	Thin Wall XLPE Primary Cable	PINK	4955.0	-	-	-

Connector Name 1939_250C
 Part Number 3683465C1
 Instances B6.7 - CAN Layout:Body Standard J1939 (250Kbps)
 L9 - CAN Layout:Body Standard J1939 (250Kbps)



Name	Terminal Part Number	V-Min	Name	Wire Part Number	Wire CSA	Wire Spec	Wire Material description	Wire Color Description	Wire Length	End2 Terminal Part Number	End2 Pin Name	End2 Connector
A	-	-	WIRE722863	-	0.0	-	-	-	0.0	-	-	-
B	-	-	WIRE722865	-	0.0	-	-	-	0.0	-	-	-

Connector Name 1939_500K-250K
 Part Number 3683465C1
 Instances L9 - CAN Layout:Powertrain Standard J1939 (500Kbps)

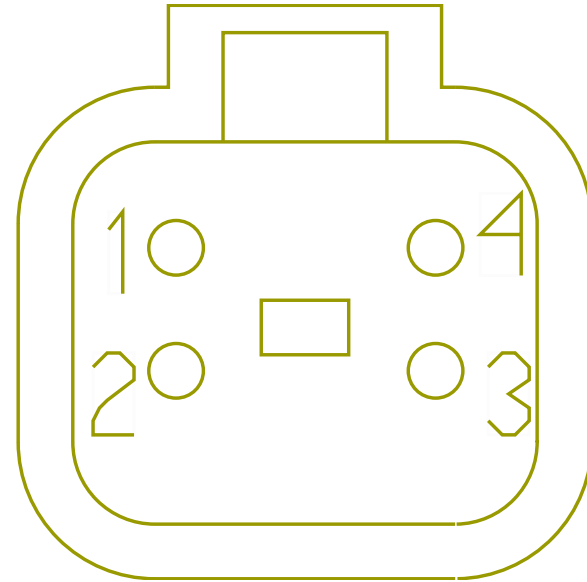


Name	Terminal Part Number	V-Min	Name	Wire Part Number	Wire CSA	Wire Spec	Wire Material description	Wire Color Description	Wire Length	End2 Terminal Part Number	End2 Pin Name	End2 Connector
A	-	-	WIRE735142	-	0.0	-	-	-	0.0	-	PIN1	-
B	-	-	WIRE735143	-	0.0	-	-	-	0.0	-	PIN1	-

Connector Name 1940
 Part Number BLUNT_SL_VC
 Instances B6.7 - I/O Expansion:Diagram1
 Mates BLNT-IO_EXPANDER-5083-01-0 1A


Name	Terminal Part Number	V-Min	Name	Wire Part Number	Wire CSA	Wire Spec	Wire Material description	Wire Color Description	Wire Length	End2 Terminal Part Number	End2 Pin Name	End2 Connector
A	-	-	VU103A	3510299 R1	0.79	18.0	Thin Wall XLPE Primary Cable	LIGHT GREEN	1125.0	-	F14	J5-1602
B	-	-	VU103B	3510299 R1	0.79	18.0	Thin Wall XLPE Primary Cable	LIGHT GREEN	1125.0	-	F12	J5-1602
C	-	-	VU103C	3510299 R1	0.79	18.0	Thin Wall XLPE Primary Cable	LIGHT GREEN	790.0	-	E2	J4-1601
D	-	-	VU103D	3510299 R1	0.79	18.0	Thin Wall XLPE Primary Cable	LIGHT GREEN	790.0	-	E1	J4-1601
E	-	-	VU9ZF	3510311 R1	0.79	18.0	Thin Wall XLPE Primary Cable	GREY	1035.0	-	-	-

Connector Name 1942F
 Part Number 3673259C1
 Instances L9 - Collision Avoidance System (Warning):Diagram1
 Mates MODU-SIDE_DISPLAY-3011-02- 02



Name	Terminal Part Number	V-Min	Name	Wire Part Number	Wire CSA	Wire Spec	Wire Material description	Wire Color Description	Wire Length	End2 Terminal Part Number	End2 Pin Name	End2 Connector
1	-	-	YB67V	2643673 R1	0.79	18.0	Std. Wall XLPE Primary Cable	GREY	2475.0	-	9	1701
2	-	-	YB67W	2643673 R1	0.79	18.0	Std. Wall XLPE Primary Cable	GREY	2475.0	-	10	1701
3	-	-	YB67U	2643673 R1	0.79	18.0	Std. Wall XLPE Primary Cable	GREY	2475.0	-	6	1701
4	-	-	XV57C	3510317 R1	0.79	18.0	Thin Wall XLPE Primary Cable	ORANGE	2090.0	-	X	-

Connector Name 1979A
 Part Number 4061584C1
 Instances
 B6.7 - CAN Layout:Fusion Proprietary J1939
 B6.7 - CAN Layout:Powertrain Standard J1939 (500Kbps)
 B6.7 - Lane Departure Warning - (Bendix Fusion N/ Safety Direct):Diagram1-Combination1
 B6.7 - Lane Departure Warning - (Bendix Fusion N/ Safety Direct):Diagram1-Combination2
 L9 - CAN Layout:Fusion Proprietary J1939
 L9 - CAN Layout:Powertrain Standard J1939 (500Kbps)
 L9 - Lane Departure Warning - (Bendix Fusion N/ Safety Direct):Diagram1-Combination1
 L9 - Lane Departure Warning - (Bendix Fusion N/ Safety Direct):Diagram1-Combination2
 L9/B6.7 - Adaptive Cruise Control (Bendix - Fusion 2.0 & W/ Safety Direct & Reg Speakers) option 1:Diagram1
 L9/B6.7 - Adaptive Cruise Control (Bendix - Fusion 2.0 & W/ Safety Direct & Reg Speakers) option 2:Diagram1




Mates DEV-BENDIX_FUSION_FLC_20-3 020-02-01A

Name	Terminal Part Number	V-Min	Name	Wire Part Number	Wire CSA	Wire Spec	Wire Material description	Wire Color Description	Wire Length	End2 Terminal Part Number	End2 Pin Name	End2 Connector
1	-	-	14CSB2	3510364 R1	0.53	20.0	Thin Wall XLPE Primary Cable	RED	900.0	-	1	-
1	-	-	EB14CSB2	3510364 R1	0.53	20.0	Thin Wall XLPE Primary Cable	RED	754.0	-	X	-
1	-	-	14CSB2	3510364 R1	0.53	20.0	Thin Wall XLPE Primary Cable	RED	900.0	-	X	-
3	-	-	-	-	-	-	-	-	-	-	-	-
3	-	-	WIRE728 842	-	0.0	-	-	-	0.0	-	PIN1	-

Name	Terminal Part Number	V-Min	Name	Wire Part Number	Wire CSA	Wire Spec	Wire Material description	Wire Color Description	Wire Length	End2 Terminal Part Number	End2 Pin Name	End2 Connect or
3	-	-	WIRE728 859	-	0.0	-	-	-	0.0	-	PIN1	-
4	-	-	-	-	-	-	-	-	-	-	-	-
4	-	-	WIRE728 840	-	0.0	-	-	-	0.0	-	PIN1	-
4	-	-	WIRE728 854	-	0.0	-	-	-	0.0	-	PIN1	-
6	-	-	WIRE196 485	-	0.0	-	-	-	0.0	-	X	-
7	-	-	WIRE196 484	-	0.0	-	-	-	0.0	-	1	-
7	-	-	WIRE196 484	-	0.0	-	-	-	0.0	-	X	-
8	-	-	11COG2	3510358 R1	0.53	20.0	Thin Wall XLPE Primary Cable	WHITE	850.0	-	X	-
8	-	-	EB11COG2	3510358 R1	0.53	20.0	Thin Wall XLPE Primary Cable	WHITE	400.0	-	X	-
9	-	-	13COG2	3510322 R1	0.53	20.0	Thin Wall XLPE Primary Cable	PINK	875.0	-	1	-
9	-	-	EB13COG2	3510322 R1	0.53	20.0	Thin Wall XLPE Primary Cable	PINK	729.0	-	1	-
9	-	-	EB13COG2	3510322 R1	0.53	20.0	Thin Wall XLPE Primary Cable	PINK	729.0	-	X	-

Name	Terminal Part Number	V-Min	Name	Wire Part Number	Wire CSA	Wire Spec	Wire Material description	Wire Color Description	Wire Length	End2 Terminal Part Number	End2 Pin Name	End2 Connector
9	-	-	13COG2	3510322 R1	0.53	20.0	Thin Wall XLPE Primary Cable	PINK	875.0	-	X	-

Connector Name 1979
 Part Number 3831401C1
 Instances B6.7 - CAN Layout:Fusion Proprietary J1939
 B6.7 - CAN Layout:Powertrain Standard J1939 (500Kbps)
 B6.7 - Lane Departure Warning - (Bendix Fusion N/ Safety Direct):Diagram1-Combination1
 B6.7 - Lane Departure Warning - (Bendix Fusion N/ Safety Direct):Diagram1-Combination2
 L9 - CAN Layout:Fusion Proprietary J1939
 L9 - CAN Layout:Powertrain Standard J1939 (500Kbps)
 L9 - Lane Departure Warning - (Bendix Fusion N/ Safety Direct):Diagram1-Combination1
 L9 - Lane Departure Warning - (Bendix Fusion N/ Safety Direct):Diagram1-Combination2
 Mates MODU-BENDIX_FUSION_SAFETY_DIRECT-3020-02-01A

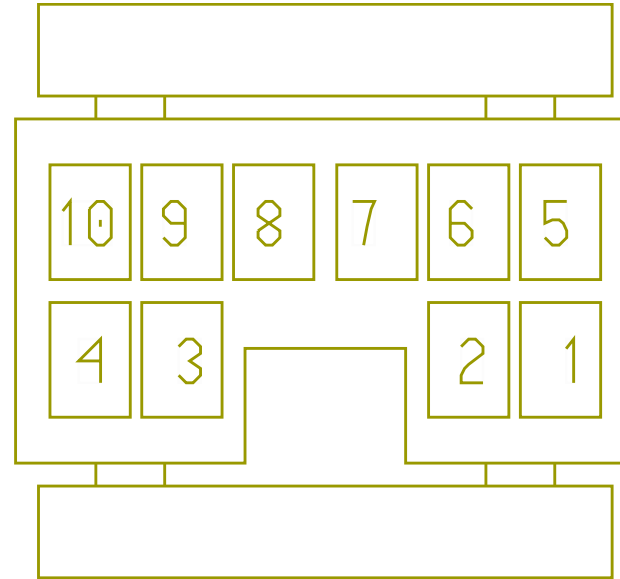


Name	Terminal Part Number	V-Min	Name	Wire Part Number	Wire CSA	Wire Spec	Wire Material description	Wire Color Description	Wire Length	End2 Terminal Part Number	End2 Pin Name	End2 Connector
1	-	-	14CSB3	3510364 R1	0.53	20.0	Thin Wall XLPE Primary Cable	RED	900.0	-	1	-
1	-	-	14CSB3	3510364 R1	0.53	20.0	Thin Wall XLPE Primary Cable	RED	900.0	-	X	-
2	-	-	YELLOW	3510334 R1	0.53	20.0	Thin Wall XLPE Primary Cable	YELLOW 2	450.0	-	X	-
5	-	-	-	-	-	-	-	-	-	-	-	-
5	-	-	WIRE728 841	-	0.0	-	-	-	0.0	-	PIN1	-
5	-	-	WIRE728 856	-	0.0	-	-	-	0.0	-	PIN1	-
6	-	-	-	-	-	-	-	-	-	-	-	-

Name	Terminal Part Number	V-Min	Name	Wire Part Number	Wire CSA	Wire Spec	Wire Material description	Wire Color Description	Wire Length	End2 Terminal Part Number	End2 Pin Name	End2 Connector
6	-	-	WIRE728843	-	0.0	-	-	-	0.0	-	PIN1	-
6	-	-	WIRE728862	-	0.0	-	-	-	0.0	-	PIN1	-
7	-	-	67COG	3510310R1	0.53	20.0	Thin Wall XLPE Primary Cable	GREY	2740.0	-	G	16A
9	-	-	13COG3	3510322R1	0.53	20.0	Thin Wall XLPE Primary Cable	PINK	875.0	-	1	-
9	-	-	13COG3	3510322R1	0.53	20.0	Thin Wall XLPE Primary Cable	PINK	875.0	-	X	-
10	-	-	GREENL	2643671R1	0.79	18.0	Std. Wall XLPE Primary Cable	LIGHT GREEN	1060.0	-	-	-
11	-	-	GREENR	2643671R1	0.79	18.0	Std. Wall XLPE Primary Cable	LIGHT GREEN	1650.0	-	G	2500M
11	-	-	GREENR	2643671R1	0.79	18.0	Std. Wall XLPE Primary Cable	LIGHT GREEN	1650.0	-	-	-
12	-	-	WIRE196482	-	0.0	-	-	-	0.0	-	1	-
12	-	-	WIRE196482	-	0.0	-	-	-	0.0	-	X	-
13	-	-	WIRE196483	-	0.0	-	-	-	0.0	-	X	-

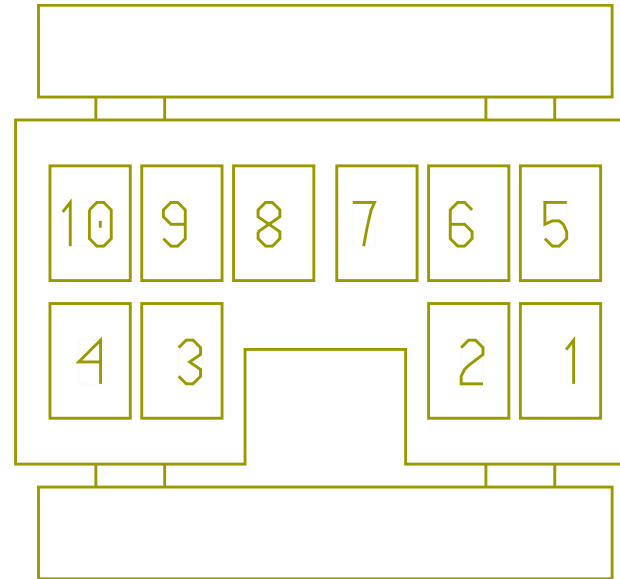
Name	Terminal Part Number	V-Min	Name	Wire Part Number	Wire CSA	Wire Spec	Wire Material description	Wire Color Description	Wire Length	End2 Terminal Part Number	End2 Pin Name	End2 Connector
16	-	-	11COG3	3510358 R1	0.53	20.0	Thin Wall XLPE Primary Cable	WHITE	150.0	-	X	-

Connector Name 2000F
 Part Number 3544687C1
 Instances B6.7 - CAN Layout:Powertrain Standard J1939 (500Kbps)
 B6.7/L9 - Interior Dual Post Ground Stud-Cowl Wall:Diagram1
 Mates 2000



Name	Terminal Part Number	V-Min	Name	Wire Part Number	Wire CSA	Wire Spec	Wire Material description	Wire Color Description	Wire Length	End2 Terminal Part Number	End2 Pin Name	End2 Connector
3	-	-	D63-GA	2643681 R1	1.16	16.0	Std. Wall XLPE Primary Cable	WHITE	1950.0	-	X	-
9	-	-	WIRE735 123	-	0.0	-	-	-	0.0	-	PIN1	-
10	-	-	WIRE735 124	-	0.0	-	-	-	0.0	-	PIN1	-

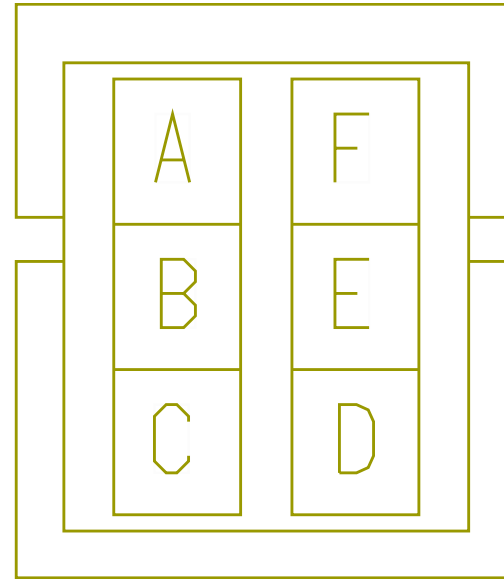
Connector Name 2000F
 Part Number 3544687C1
 Short Description ROOF/IP CONNECTION
 Instances B6.7/L9 - Cab Dome Light W/Classic Trim:Diagram1
 B6.7/L9 - Cab Dome Light W/ Combo in Diamond Trim:Diagram1
 B6.7/L9 - CB Radio Power Only:Diagram1
 B6.7/L9 - CB Radio Power Only (Single Antenna):Diagram1
 B6.7/L9 - Interior Task Lights (Map) - Dome Combo:Diagram1
 B6.7/L9 - Park / Turn Lights Splice Packs 1623/1625/400:Diagram1
 L9 - CAN Layout:Powertrain Standard J1939 (500Kbps)
 Mates 2000



Name	Terminal Part Number	V-Min	Name	Wire Part Number	Wire CSA	Wire Spec	Wire Material description	Wire Color Description	Wire Length	End2 Terminal Part Number	End2 Pin Name	End2 Connector
1	-	-	D58T	2643672 R1	0.79	18.0	Std. Wall XLPE Primary Cable	BROWN	2000.0	-	-	-
2	-	-	D86F	2643678 R1	1.16	16.0	Std. Wall XLPE Primary Cable	LIGHT GREEN	1717.0	-	A	2500F
4	-	-	D63D	2643720 R1	0.79	18.0	Std. Wall XLPE Primary Cable	DARK BLUE	710.0	-	X	-
5	-	-	D63E	2643720 R1	0.79	18.0	Std. Wall XLPE Primary Cable	DARK BLUE	740.0	-	X	-
9	-	-	WIRE728 858	-	0.0	-	-	-	0.0	-	PIN1	-

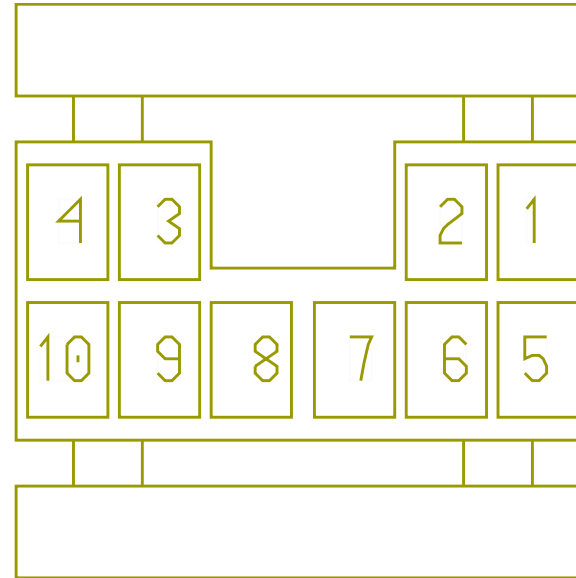
Name	Terminal Part Number	V-Min	Name	Wire Part Number	Wire CSA	Wire Spec	Wire Material description	Wire Color Description	Wire Length	End2 Terminal Part Number	End2 Pin Name	End2 Connector
10	-	-	WIRE728853	-	0.0	-	-	-	0.0	-	PIN1	-

Connector Name 2000M
 Part Number 1661201C1
 Instances Vehicle Data Recorder (W/ Display):Diagram2 - Recorder W/
 Display
 Mates 8883




Name	Terminal Part Number	V-Min	Name	Wire Part Number	Wire CSA	Wire Spec	Wire Material description	Wire Color Description	Wire Length	End2 Terminal Part Number	End2 Pin Name	End2 Connector
A	-	-	D5A	-	0.79	18.0	Thin Wall XLPE Primary Cable	GREEN	0.0	-	2	D17-2000N
B	-	-	D5B	-	0.79	18.0	Thin Wall XLPE Primary Cable	YELLOW 2	0.0	-	1	D17-2000N
C	-	-	D11AA	2643674 R1	0.79	18.0	Std. Wall XLPE Primary Cable	WHITE	0.0	-	3	D17-2000N
D	-	-	D14AA	3510365 R1	0.79	18.0	Thin Wall XLPE Primary Cable	RED	0.0	-	4	D17-2000N

Connector Name 2000
 Part Number 3544688C1
 Instances B6.7 - CAN Layout:Powertrain Standard J1939 (500Kbps)
 B6.7/L9 - Interior Dual Post Ground Stud-Cowl Wall:Diagram1
 Mates 2000F



Name	Terminal Part Number	V-Min	Name	Wire Part Number	Wire CSA	Wire Spec	Wire Material description	Wire Color Description	Wire Length	End2 Terminal Part Number	End2 Pin Name	End2 Connect or
3	-	-	AE63-GA	3510360 R1	1.16	16.0	Thin Wall XLPE Primary Cable	WHITE	495.0	-	X	-
9	-	-	WIRE735 126	-	0.0	-	-	-	0.0	-	PIN1	-
10	-	-	WIRE735 125	-	0.0	-	-	-	0.0	-	PIN1	-


Connector Name 2000
 Part Number 3544688C1
 Short Description IP/ROOF CONNECTION
 Instances B6.7/L9 - Cab Dome Light W/Classic Trim:Diagram1
 B6.7/L9 - Cab Dome Light W/ Combo in Diamond Trim:Diagram1
 B6.7/L9 - CB Radio Power Only:Diagram1
 B6.7/L9 - CB Radio Power Only (Single Antenna):Diagram1
 B6.7/L9 - Interior Task Lights (Map) - Dome Combo:Diagram1
 B6.7/L9 - Park / Turn Lights Splice Packs 1623/1625/400:Diagram1
 L9 - CAN Layout:Powertrain Standard J1939 (500Kbps)
 Mates 2000F



Name	Terminal Part Number	V-Min	Name	Wire Part Number	Wire CSA	Wire Spec	Wire Material description	Wire Color Description	Wire Length	End2 Terminal Part Number	End2 Pin Name	End2 Connector
1	-	-	YP58T	3510305 R1	0.79	18.0	Thin Wall XLPE Primary Cable	BROWN	1085.0	-	F	1623
1	-	-	YS58T	3510305 R1	0.79	18.0	Thin Wall XLPE Primary Cable	BROWN	1085.0	-	D	1623
2	-	-	SM86F	3510299 R1	0.79	18.0	Thin Wall XLPE Primary Cable	LIGHT GREEN	2275.0	-	-	-
4	-	-	WF63	3510353 R1	0.79	18.0	Thin Wall XLPE Primary Cable	DARK BLUE	680.0	-	J	J2-1604


Name	Terminal Part Number	V-Min	Name	Wire Part Number	Wire CSA	Wire Spec	Wire Material description	Wire Color Description	Wire Length	End2 Terminal Part Number	End2 Pin Name	End2 Connector
5	-	-	AA63BD	3510353 R1	0.79	18.0	Thin Wall XLPE Primary Cable	DARK BLUE	2275.0	-	-	-
9	-	-	WIRE735 126	-	0.0	-	-	-	0.0	-	PIN1	-
10	-	-	WIRE735 125	-	0.0	-	-	-	0.0	-	PIN1	-

Connector Name 2224
 Part Number 3833917C1
 Instances B6.7/L9 - Vehicle Information Display (W/ BT):Diagram1
 B6.7/L9 - Vehicle Information Display Premium w/ Wi-Fi
 VID:Diagram1
 B6.7/L9 - Vehicle Information Display W/O BT:Diagram1
 Mates MODU-VID-2025-01-01A



Name	Terminal Part Number	V-Min	Name	Wire Part Number	Wire CSA	Wire Spec	Wire Material description	Wire Color Description	Wire Length	End2 Terminal Part Number	End2 Pin Name	End2 Connector
1	-	-	NE14A	3510322 R1	0.53	20.0	Thin Wall XLPE Primary Cable	PINK	2030.0	-	-	-
2	-	-	ND10AA	3510358 R1	0.53	20.0	Thin Wall XLPE Primary Cable	WHITE	125.0	-	-	-
3	-	-	NC12B	3510340 R1	0.53	20.0	Thin Wall XLPE Primary Cable	LIGHT BLUE	2030.0	-	-	-
5	-	-	ND10AB	3510358 R1	0.53	20.0	Thin Wall XLPE Primary Cable	WHITE	125.0	-	-	-


Connector Name 2225
 Part Number 3834322C1
 Instances B6.7 - CAN Layout:Cab Standard J1939 (250Kbps)
 B6.7/L9 - Engine Usage Monitoring (VID Option):Diagram1
 B6.7/L9 - Trip Odometer (w/VID):Diagram1
 B6.7/L9 - Vehicle Information Display (W/ BT):Diagram1
 B6.7/L9 - Vehicle Information Display Premium w/ Wi-Fi
 VID:Diagram1
 B6.7/L9 - Vehicle Information Display W/O BT:Diagram1
 L9 - CAN Layout:Cab Standard J1939 (250Kbps)
 Mates MODU-VID-2025-01-01A



Name	Terminal Part Number	V-Min	Name	Wire Part Number	Wire CSA	Wire Spec	Wire Material description	Wire Color Description	Wire Length	End2 Terminal Part Number	End2 Pin Name	End2 Connector
1	-	-	ND9A	3510358 R1	0.53	20.0	Thin Wall XLPE Primary Cable	WHITE	670.0	-	-	-
8	-	-	-	-	-	-	-	-	-	-	-	-
8	-	-	WIRE720 049	-	0.0	-	-	-	0.0	-	H	1026
10	-	-	ND10AC	3510358 R1	0.53	20.0	Thin Wall XLPE Primary Cable	WHITE	125.0	-	-	-
11	-	-	NE86AA	3510298 R1	0.53	20.0	Thin Wall XLPE Primary Cable	LIGHT GREEN	570.0	-	7	1301

Name	Terminal Part Number	V-Min	Name	Wire Part Number	Wire CSA	Wire Spec	Wire Material description	Wire Color Description	Wire Length	End2 Terminal Part Number	End2 Pin Name	End2 Connector
12	-	-	NE86AB	3510298 R1	0.53	20.0	Thin Wall XLPE Primary Cable	LIGHT GREEN	570.0	-	10	1301
13	-	-	NE86AC	3510298 R1	0.53	20.0	Thin Wall XLPE Primary Cable	LIGHT GREEN	570.0	-	9	1301
14	-	-	NE86AD	3510298 R1	0.53	20.0	Thin Wall XLPE Primary Cable	LIGHT GREEN	570.0	-	11	1301
15	-	-	ND10AD	3510298 R1	0.53	20.0	Thin Wall XLPE Primary Cable	LIGHT GREEN	125.0	-	-	-
16	-	-	-	-	-	-	-	-	-	-	-	-
16	-	-	WIRE720 050	-	0.0	-	-	-	0.0	-	E	1026


Connector Name 23XX
 Part Number 3534156C1
 Short Description DOOR SW/SPEAKER JUMPER
 Instances
 B6.7/L9 - Compressed Air Supply:Diagram1
 B6.7/L9 - Door Ajar Reminder (Entry/Exit) 2 Door:Diagram1
 B6.7/L9 - Door Ajar Reminder(Entry /Exit):4 Door:Diagram1
 B6.7/L9 - Speakers:Four Speakers Daycab BT n/QC:Diagram1
 B6.7/L9 - Speakers:Four Speakers Daycab n/BT n/QC:Diagram1
 B6.7/L9 - Speakers:Four Speakers Daycab n/BT w/
 QC:Diagram1
 B6.7/L9 - Speakers:Four Speakers Daycab w/BT w/
 QC:Diagram1
 Mates 2312



Name	Terminal Part Number	V-Min	Name	Wire Part Number	Wire CSA	Wire Spec	Wire Material description	Wire Color Description	Wire Length	End2 Terminal Part Number	End2 Pin Name	End2 Connector
A	-	-	63	2643721 R1	1.16	16.0	Std. Wall XLPE Primary Cable	DARK BLUE	130.0	-	X	-
B	-	-	9	2643680 R1	1.16	16.0	Std. Wall XLPE Primary Cable	GREY	150.0	-	X	-
C	-	-	86BDA	3510299 R1	0.79	18.0	Thin Wall XLPE Primary Cable	LIGHT GREEN	2250.0	-	A	2300_R
C	-	-	86BDA	3510299 R1	0.79	18.0	Thin Wall XLPE Primary Cable	LIGHT GREEN	2250.0	-	A	2300

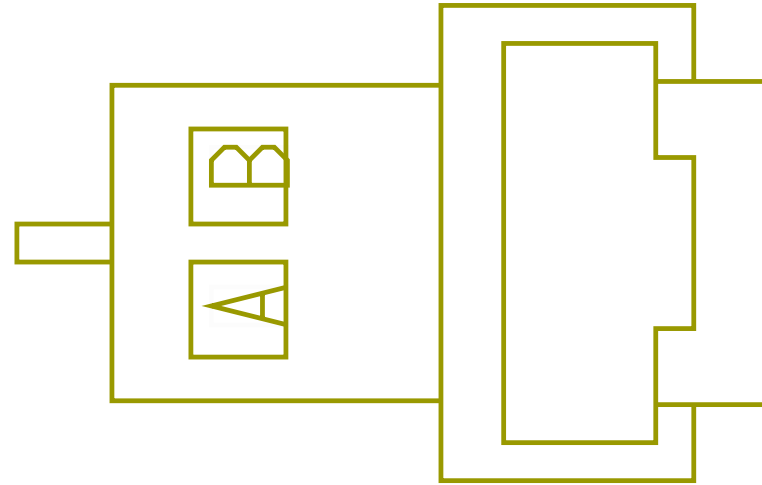
Name	Terminal Part Number	V-Min	Name	Wire Part Number	Wire CSA	Wire Spec	Wire Material description	Wire Color Description	Wire Length	End2 Terminal Part Number	End2 Pin Name	End2 Connector
C	-	-	86BDA	3510299 R1	0.79	18.0	Thin Wall XLPE Primary Cable	LIGHT GREEN	2250.0	-	-	-
D	-	-	86CEA	3510299 R1	0.79	18.0	Thin Wall XLPE Primary Cable	LIGHT GREEN	2250.0	-	B	2300_R
D	-	-	86CEA	3510299 R1	0.79	18.0	Thin Wall XLPE Primary Cable	LIGHT GREEN	2250.0	-	-	-

Connector Name 23XX
 Part Number 3534156C1
 Instances B6.7/L9 - Speakers:Four Speakers Daycab n/BT w/
 QC:Diagram1
 B6.7/L9 - Speakers:Four Speakers Daycab w/BT w/
 QC:Diagram1
 Mates 2313



Name	Terminal Part Number	V-Min	Name	Wire Part Number	Wire CSA	Wire Spec	Wire Material description	Wire Color Description	Wire Length	End2 Terminal Part Number	End2 Pin Name	End2 Connector
C	-	-	86BDA	3510299 R1	0.79	18.0	Thin Wall XLPE Primary Cable	LIGHT GREEN	2250.0	-	-	-
D	-	-	86CEA	3510299 R1	0.79	18.0	Thin Wall XLPE Primary Cable	LIGHT GREEN	2250.0	-	-	-

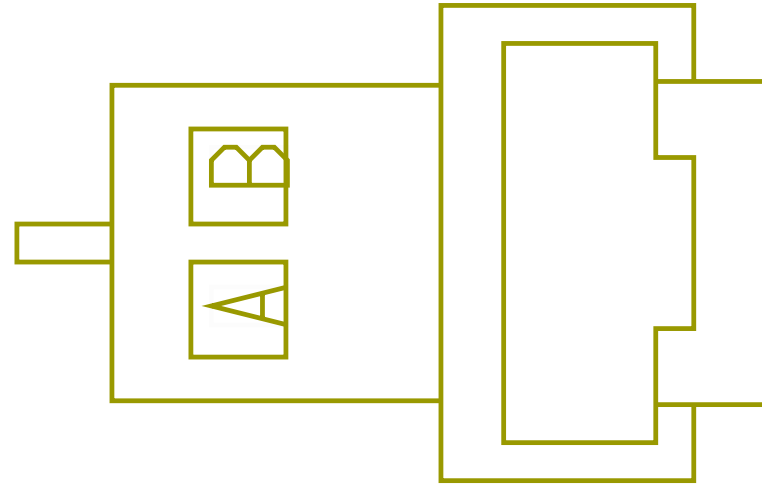
Connector Name 2300
 Part Number 3535769C1
 Instances B6.7/L9 - Speakers:Four Speakers Daycab BT n/QC:Diagram1
 B6.7/L9 - Speakers:Four Speakers Daycab n/BT n/QC:Diagram1
 B6.7/L9 - Speakers:Four Speakers Daycab n/BT w/
 QC:Diagram1
 B6.7/L9 - Speakers:Four Speakers Daycab w/BT w/
 QC:Diagram1
 Mates SPKR-LR-2058-01-01A



Name	Terminal Part Number	V-Min	Name	Wire Part Number	Wire CSA	Wire Spec	Wire Material description	Wire Color Description	Wire Length	End2 Terminal Part Number	End2 Pin Name	End2 Connector
A	-	-	86BDA	3510299 R1	0.79	18.0	Thin Wall XLPE Primary Cable	LIGHT GREEN	2250.0	-	-	-
A	-	-	86BDA	3510299 R1	0.79	18.0	Thin Wall XLPE Primary Cable	LIGHT GREEN	2250.0	-	C	23XX
A	-	-	86BDA	3510299 R1	0.79	18.0	Thin Wall XLPE Primary Cable	LIGHT GREEN	2250.0	-	A	2300_R
B	-	-	86CEA	3510299 R1	0.79	18.0	Thin Wall XLPE Primary Cable	LIGHT GREEN	2250.0	-	-	-

Name	Terminal Part Number	V-Min	Name	Wire Part Number	Wire CSA	Wire Spec	Wire Material description	Wire Color Description	Wire Length	End2 Terminal Part Number	End2 Pin Name	End2 Connector
B	-	-	86CEA	3510299 R1	0.79	18.0	Thin Wall XLPE Primary Cable	LIGHT GREEN	2250.0	-	B	2300_R

Connector Name 2300_R
 Part Number 3535769C1
 Instances B6.7/L9 - Speakers:Four Speakers Daycab BT n/QC:Diagram1
 B6.7/L9 - Speakers:Four Speakers Daycab n/BT n/QC:Diagram1
 B6.7/L9 - Speakers:Four Speakers Daycab n/BT w/
 QC:Diagram1
 B6.7/L9 - Speakers:Four Speakers Daycab w/BT w/
 QC:Diagram1
 Mates SPKR-RR-2058-01-01A



Name	Terminal Part Number	V-Min	Name	Wire Part Number	Wire CSA	Wire Spec	Wire Material description	Wire Color Description	Wire Length	End2 Terminal Part Number	End2 Pin Name	End2 Connector
A	-	-	86BDA	3510299 R1	0.79	18.0	Thin Wall XLPE Primary Cable	LIGHT GREEN	2250.0	-	C	23XX
A	-	-	86BDA	3510299 R1	0.79	18.0	Thin Wall XLPE Primary Cable	LIGHT GREEN	2250.0	-	-	-
A	-	-	86BDA	3510299 R1	0.79	18.0	Thin Wall XLPE Primary Cable	LIGHT GREEN	2250.0	-	A	2300
B	-	-	86CEA	3510299 R1	0.79	18.0	Thin Wall XLPE Primary Cable	LIGHT GREEN	2250.0	-	D	23XX


Name	Terminal Part Number	V-Min	Name	Wire Part Number	Wire CSA	Wire Spec	Wire Material description	Wire Color Description	Wire Length	End2 Terminal Part Number	End2 Pin Name	End2 Connector
B	-	-	86CEA	3510299 R1	0.79	18.0	Thin Wall XLPE Primary Cable	LIGHT GREEN	2250.0	-	B	2300

Connector Name 2303F
 Part Number 1661196C1
 Short Description CB RADIO POWER
 Instances B6.7/L9 - CB Radio Power Only:Diagram1
 B6.7/L9 - CB Radio Power Only (Single Antenna):Diagram1
 Mates 2303M



Name	Terminal Part Number	V-Min	Name	Wire Part Number	Wire CSA	Wire Spec	Wire Material description	Wire Color Description	Wire Length	End2 Terminal Part Number	End2 Pin Name	End2 Connector
A	-	-	C86M	2643678 R1	1.16	16.0	Std. Wall XLPE Primary Cable	LIGHT GREEN	160.0	-	A	2310
B	-	-	C86-GG	2643681 R1	1.16	16.0	Std. Wall XLPE Primary Cable	WHITE	160.0	-	A	2311

Connector Name 2303M
 Part Number 1661197C1
 Short Description CB RADIO POWER
 Instances B6.7/L9 - CB Radio Power Only:Diagram1
 B6.7/L9 - CB Radio Power Only (Single Antenna):Diagram1
 Mates 2303F



Name	Terminal Part Number	V-Min	Name	Wire Part Number	Wire CSA	Wire Spec	Wire Material description	Wire Color Description	Wire Length	End2 Terminal Part Number	End2 Pin Name	End2 Connector
A	-	-	C86F	2643678 R1	1.16	16.0	Std. Wall XLPE Primary Cable	LIGHT GREEN	930.0	-	A	2500M
B	-	-	C86-GF	2643681 R1	1.16	16.0	Std. Wall XLPE Primary Cable	WHITE	760.0	-	X	-


Connector Name 2310
 Part Number BLUNT_SL_VC
 Instances B6.7/L9 - CB Radio Power Only:Diagram1
 B6.7/L9 - CB Radio Power Only (Single Antenna):Diagram1
 Mates BLNT-CB+VE-2033-01-01A

Name	Terminal Part Number	V-Min	Name	Wire Part Number	Wire CSA	Wire Spec	Wire Material description	Wire Color Description	Wire Length	End2 Terminal Part Number	End2 Pin Name	End2 Connector
A	-	-	C86M	2643678 R1	1.16	16.0	Std. Wall XLPE Primary Cable	LIGHT GREEN	160.0	-	A	2303F

Connector Name 2311
 Part Number BLUNT_SL_VC
 Instances B6.7/L9 - CB Radio Power Only:Diagram1
 B6.7/L9 - CB Radio Power Only (Single Antenna):Diagram1
 Mates BLNT-CB-VE-2033-01-01A

Name	Terminal Part Number	V-Min	Name	Wire Part Number	Wire CSA	Wire Spec	Wire Material description	Wire Color Description	Wire Length	End2 Terminal Part Number	End2 Pin Name	End2 Connector
A	-	-	C86-GG	2643681 R1	1.16	16.0	Std. Wall XLPE Primary Cable	WHITE	160.0	-	B	2303F


Connector Name 2312
 Part Number 3533975C1
 Short Description DOOR SWITCH SPEAKER JUMPER
 Instances B6.7/L9 - Compressed Air Supply:Diagram1
 B6.7/L9 - Door Ajar Reminder (Entry/Exit) 2 Door:Diagram1
 B6.7/L9 - Door Ajar Reminder(Entry /Exit):4 Door:Diagram1
 B6.7/L9 - Speakers:Four Speakers Daycab BT n/QC:Diagram1
 B6.7/L9 - Speakers:Four Speakers Daycab n/BT n/QC:Diagram1
 B6.7/L9 - Speakers:Four Speakers Daycab n/BT w/
 QC:Diagram1
 B6.7/L9 - Speakers:Four Speakers Daycab w/BT w/
 QC:Diagram1
 Mates 23XX



Name	Terminal Part Number	V-Min	Name	Wire Part Number	Wire CSA	Wire Spec	Wire Material description	Wire Color Description	Wire Length	End2 Terminal Part Number	End2 Pin Name	End2 Connector
A	-	-	AA63C	3510354 R1	1.16	16.0	Thin Wall XLPE Primary Cable	DARK BLUE	4994.0	-	X	-
A	-	-	AA63B	3510354 R1	1.16	16.0	Thin Wall XLPE Primary Cable	DARK BLUE	616.0	-	X	-
B	-	-	AA9BAA	3510312 R1	1.16	16.0	Thin Wall XLPE Primary Cable	GREY	586.0	-	X	-
B	-	-	AA9BAB	3510312 R1	1.16	16.0	Thin Wall XLPE Primary Cable	GREY	5024.0	-	X	-

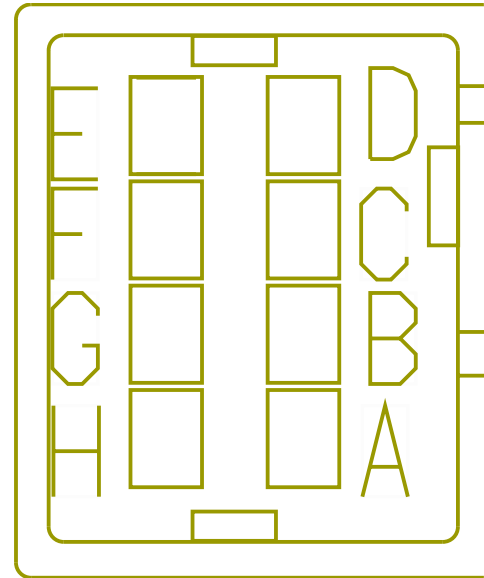
Name	Terminal Part Number	V-Min	Name	Wire Part Number	Wire CSA	Wire Spec	Wire Material description	Wire Color Description	Wire Length	End2 Terminal Part Number	End2 Pin Name	End2 Connector
C	-	-	SP86BA	3510299 R1	0.79	18.0	Thin Wall XLPE Primary Cable	LIGHT GREEN	2730.0	-	15	1300
C	-	-	SP86DA	3510299 R1	0.79	18.0	Thin Wall XLPE Primary Cable	LIGHT GREEN	3320.0	-	9	1300
D	-	-	SP86EA	3510299 R1	0.79	18.0	Thin Wall XLPE Primary Cable	LIGHT GREEN	3320.0	-	10	1300
D	-	-	SP86CA	3510299 R1	0.79	18.0	Thin Wall XLPE Primary Cable	LIGHT GREEN	2730.0	-	16	1300

Connector Name 2313
 Part Number 3533975C1
 Instances B6.7/L9 - Speakers:Four Speakers Daycab n/BT w/
 QC:Diagram1
 B6.7/L9 - Speakers:Four Speakers Daycab w/BT w/
 QC:Diagram1
 Mates 23XX



Name	Terminal Part Number	V-Min	Name	Wire Part Number	Wire CSA	Wire Spec	Wire Material description	Wire Color Description	Wire Length	End2 Terminal Part Number	End2 Pin Name	End2 Connector
C	-	-	SP86DA	3510299 R1	0.79	18.0	Thin Wall XLPE Primary Cable	LIGHT GREEN	3320.0	-	9	1300
D	-	-	SP86EA	3510299 R1	0.79	18.0	Thin Wall XLPE Primary Cable	LIGHT GREEN	3320.0	-	10	1300

Connector Name 2500F
 Part Number 3515763C1
 Short Description ROOF/CONSOLE CONNECTION
 Instances
 B6.7 - Lane Departure Warning - (Bendix Fusion N/ Safety Direct):Diagram1-Combination1
 B6.7 - Lane Departure Warning - (Bendix Fusion N/ Safety Direct):Diagram1-Combination2
 B6.7/L9 - Cab Dome Light W/Classic Trim:Diagram1
 B6.7/L9 - Cab Dome Light W/ Combo in Diamond Trim:Diagram1
 B6.7/L9 - CB Radio Power Only:Diagram1
 B6.7/L9 - CB Radio Power Only (Single Antenna):Diagram1
 B6.7/L9 - Interior Task Lights (Map) - Dome Combo:Diagram1
 L9 - Lane Departure Warning - (Bendix Fusion N/ Safety Direct):Diagram1-Combination1
 L9 - Lane Departure Warning - (Bendix Fusion N/ Safety Direct):Diagram1-Combination2
 L9/B6.7 - Adaptive Cruise Control (Bendix - Fusion 2.0 & W/ Safety Direct & Reg Speakers) option 1:Diagram1
 L9/B6.7 - Adaptive Cruise Control (Bendix - Fusion 2.0 & W/ Safety Direct & Reg Speakers) option 2:Diagram1

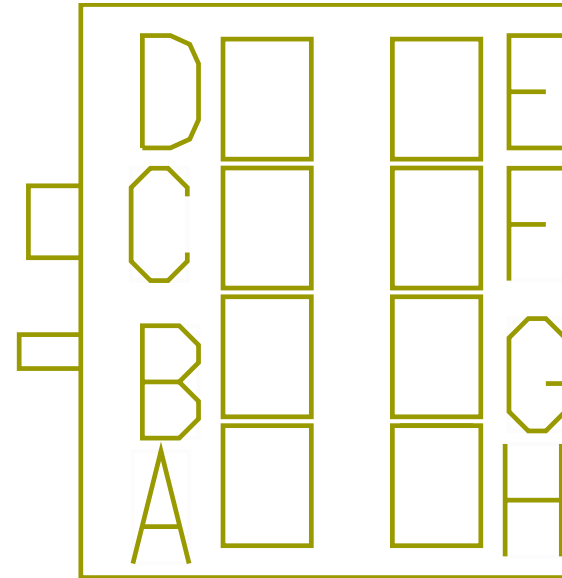


Mates 2500M

Name	Terminal Part Number	V-Min	Name	Wire Part Number	Wire CSA	Wire Spec	Wire Material description	Wire Color Description	Wire Length	End2 Terminal Part Number	End2 Pin Name	End2 Connect or
A	-	-	D86F	2643678 R1	1.16	16.0	Std. Wall XLPE Primary Cable	LIGHT GREEN	1717.0	-	2	2000F
B	-	-	D63-GL	2643681 R1	1.16	16.0	Std. Wall XLPE Primary Cable	WHITE	533.0	-	-	-
C	-	-	D63DA	2643720 R1	0.79	18.0	Std. Wall XLPE Primary Cable	DARK BLUE	1007.0	-	X	-

Name	Terminal Part Number	V-Min	Name	Wire Part Number	Wire CSA	Wire Spec	Wire Material description	Wire Color Description	Wire Length	End2 Terminal Part Number	End2 Pin Name	End2 Connector
D	-	-	D63EA	2643720 R1	0.79	18.0	Std. Wall XLPE Primary Cable	DARK BLUE	977.0	-	X	-
E	-	-	GREENL	2643671 R1	0.79	18.0	Std. Wall XLPE Primary Cable	LIGHT GREEN	1060.0	-	-	-
E	-	-	EBGREENL	3510298 R1	0.53	20.0	Thin Wall XLPE Primary Cable	LIGHT GREEN	0.0	-	10	D49-1979
F	-	-	YELLOWL	2643801 R1	0.79	18.0	Std. Wall XLPE Primary Cable	YELLOW 2	1060.0	-	-	-
F	-	-	EBYELLOWL	2643801 R1	0.79	18.0	Std. Wall XLPE Primary Cable	YELLOW 2	710.0	-	X	-
G	-	-	GREENR	2643671 R1	0.79	18.0	Std. Wall XLPE Primary Cable	LIGHT GREEN	1650.0	-	-	-
G	-	-	EBGREENR	3510298 R1	0.53	20.0	Thin Wall XLPE Primary Cable	LIGHT GREEN	1160.0	-	11	D49-1979
H	-	-	YELLOWR	2643801 R1	0.79	18.0	Std. Wall XLPE Primary Cable	YELLOW 2	853.0	-	X	-
H	-	-	EBYELLOWR	2643801 R1	0.79	18.0	Std. Wall XLPE Primary Cable	YELLOW 2	710.0	-	X	-

Connector Name 2500M
 Part Number 3515762C1
 Short Description CONSOLE/ROOF STANDARD
 Instances
 B6.7 - Lane Departure Warning - (Bendix Fusion N/ Safety Direct):Diagram1-Combination1
 B6.7 - Lane Departure Warning - (Bendix Fusion N/ Safety Direct):Diagram1-Combination2
 B6.7/L9 - Cab Dome Light W/Classic Trim:Diagram1
 B6.7/L9 - Cab Dome Light W/ Combo in Diamond Trim:Diagram1
 B6.7/L9 - CB Radio Power Only:Diagram1
 B6.7/L9 - CB Radio Power Only (Single Antenna):Diagram1
 B6.7/L9 - Interior Task Lights (Map) - Dome Combo:Diagram1
 L9 - Lane Departure Warning - (Bendix Fusion N/ Safety Direct):Diagram1-Combination1
 L9 - Lane Departure Warning - (Bendix Fusion N/ Safety Direct):Diagram1-Combination2
 L9/B6.7 - Adaptive Cruise Control (Bendix - Fusion 2.0 & W/ Safety Direct & Reg Speakers) option 1:Diagram1
 L9/B6.7 - Adaptive Cruise Control (Bendix - Fusion 2.0 & W/ Safety Direct & Reg Speakers) option 2:Diagram1



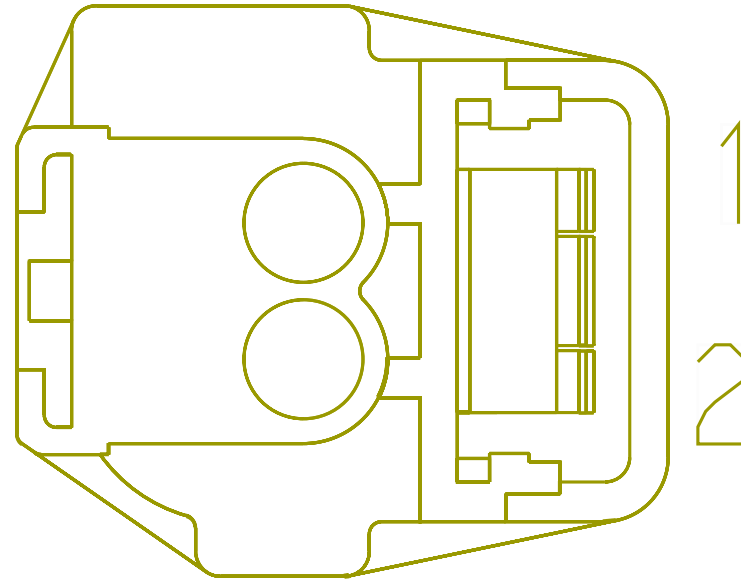
Mates 2500F

Name	Terminal Part Number	V-Min	Name	Wire Part Number	Wire CSA	Wire Spec	Wire Material description	Wire Color Description	Wire Length	End2 Terminal Part Number	End2 Pin Name	End2 Connector
A	-	-	C86F	2643678 R1	1.16	16.0	Std. Wall XLPE Primary Cable	LIGHT GREEN	930.0	-	A	2303M
B	-	-	C63-GL	2643681 R1	1.16	16.0	Std. Wall XLPE Primary Cable	WHITE	170.0	-	X	-
C	-	-	C63D	2643720 R1	0.79	18.0	Std. Wall XLPE Primary Cable	DARK BLUE	1150.0	-	C	D38_210 0M

Name	Terminal Part Number	V-Min	Name	Wire Part Number	Wire CSA	Wire Spec	Wire Material description	Wire Color Description	Wire Length	End2 Terminal Part Number	End2 Pin Name	End2 Connector
D	-	-	C63E	2643720 R1	0.79	18.0	Std. Wall XLPE Primary Cable	DARK BLUE	1150.0	-	A	D38_210 0M
E	-	-	GREENL	2643671 R1	0.79	18.0	Std. Wall XLPE Primary Cable	LIGHT GREEN	1060.0	-	A	344F
E	-	-	GREENL	2643671 R1	0.79	18.0	Std. Wall XLPE Primary Cable	LIGHT GREEN	1060.0	-	A	D63-344F
F	-	-	YELLOWL	2643801 R1	0.79	18.0	Std. Wall XLPE Primary Cable	YELLOW 2	1060.0	-	B	344F
F	-	-	YELLOWL	2643801 R1	0.79	18.0	Std. Wall XLPE Primary Cable	YELLOW 2	1060.0	-	B	D63-344F
G	-	-	GREENR	2643671 R1	0.79	18.0	Std. Wall XLPE Primary Cable	LIGHT GREEN	1650.0	-	11	1979
G	-	-	GREENR	2643671 R1	0.79	18.0	Std. Wall XLPE Primary Cable	LIGHT GREEN	1650.0	-	A	D63-345F
G	-	-	GREENR	2643671 R1	0.79	18.0	Std. Wall XLPE Primary Cable	LIGHT GREEN	1650.0	-	A	345F

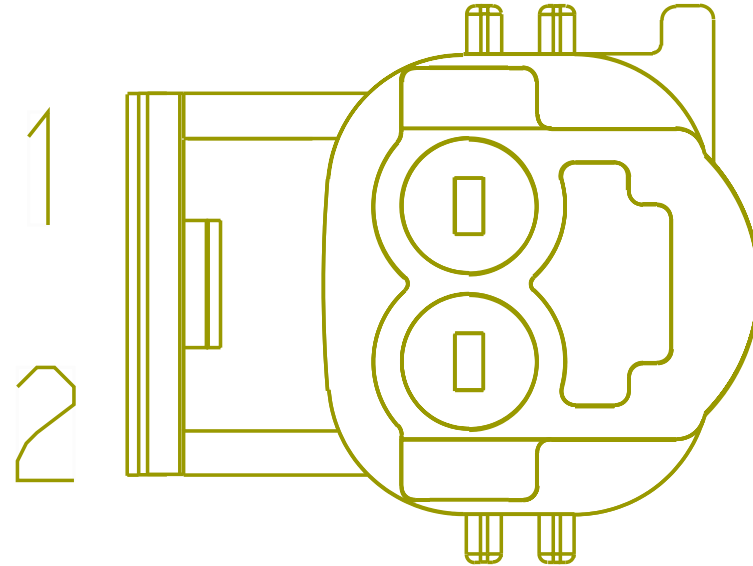
Name	Terminal Part Number	V-Min	Name	Wire Part Number	Wire CSA	Wire Spec	Wire Material description	Wire Color Description	Wire Length	End2 Terminal Part Number	End2 Pin Name	End2 Connector
H	-	-	YELLOWR	2643801 R1	0.79	18.0	Std. Wall XLPE Primary Cable	YELLOW 2	853.0	-	-	-
H	-	-	YELLOWR	2643801 R1	0.79	18.0	Std. Wall XLPE Primary Cable	YELLOW 2	853.0	-	B	D63-345F

Connector Name 2505M
 Part Number 3811181C1
 Short Description BLUETOOTH MIC/IP
 Instances B6.7/L9 - Radio w/Bluetooth:Diagram1-Combination1
 B6.7/L9 - Radio w/Bluetooth:Diagram1-Combination2
 B6.7/L9 - Radio w/Bluetooth without Steering Wheel
 Pod:Diagram1
 Mates 2505




Name	Terminal Part Number	V-Min	Name	Wire Part Number	Wire CSA	Wire Spec	Wire Material description	Wire Color Description	Wire Length	End2 Terminal Part Number	End2 Pin Name	End2 Connector
1	-	-	86A(-)	3510298 R1	0.53	20.0	Thin Wall XLPE Primary Cable	LIGHT GREEN	1200.0	-	3	D80_100
2	-	-	86A(+)	3510298 R1	0.53	20.0	Thin Wall XLPE Primary Cable	LIGHT GREEN	1200.0	-	2	D80_100

Connector Name 2505
 Part Number 3811207C1
 Short Description BLUETOOTH MIC/IP ROOF CONNECTOR
 Instances B6.7/L9 - Radio w/Bluetooth:Diagram1-Combination1
 B6.7/L9 - Radio w/Bluetooth:Diagram1-Combination2
 B6.7/L9 - Radio w/Bluetooth without Steering Wheel Pod:Diagram1
 Mates 2505M



Name	Terminal Part Number	V-Min	Name	Wire Part Number	Wire CSA	Wire Spec	Wire Material description	Wire Color Description	Wire Length	End2 Terminal Part Number	End2 Pin Name	End2 Connector
1	-	-	SR86A(-)	-	0.53	20.0	J1939 .46 WAL	GREEN	1265.0	-	16	1301
2	-	-	SR86A(+)	-	0.53	20.0	J1939 .46 WAL	YELLOW 2	1265.0	-	15	1301

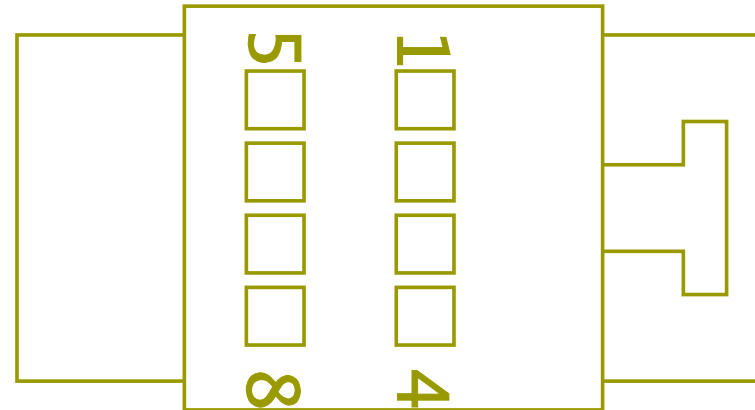
Connector Name 254F
 Part Number 3662108C1
 Short Description MIRROR SWITCH CONN
 Instances B6.7/L9 - Mirrors (Power) Control Switch Actuated:Diagram1-Combination1
 Mates 254M



Name	Terminal Part Number	V-Min	Name	Wire Part Number	Wire CSA	Wire Spec	Wire Material description	Wire Color Description	Wire Length	End2 Terminal Part Number	End2 Pin Name	End2 Connector
A1	-	-	RH62D	3510352 R1	0.53	20.0	Thin Wall XLPE Primary Cable	DARK BLUE	1660.0	-	A1	254
A2	-	-	RH78L	3510364 R1	0.53	20.0	Thin Wall XLPE Primary Cable	RED	1660.0	-	A2	254
A3	-	-	RH78K	3510298 R1	0.53	20.0	Thin Wall XLPE Primary Cable	LIGHT GREEN	1660.0	-	A3	254
A4	-	-	RH78-GD	3510358 R1	0.53	20.0	Thin Wall XLPE Primary Cable	WHITE	1660.0	-	A4	254

Name	Terminal Part Number	V-Min	Name	Wire Part Number	Wire CSA	Wire Spec	Wire Material description	Wire Color Description	Wire Length	End2 Terminal Part Number	End2 Pin Name	End2 Connector
B1	-	-	RH78A	3510298 R1	0.53	20.0	Thin Wall XLPE Primary Cable	LIGHT GREEN	1660.0	-	B1	254
B2	-	-	RH78D	3510298 R1	0.53	20.0	Thin Wall XLPE Primary Cable	LIGHT GREEN	1660.0	-	B2	254
B3	-	-	RH78C	3510298 R1	0.53	20.0	Thin Wall XLPE Primary Cable	LIGHT GREEN	1660.0	-	B3	254
B4	-	-	RH78F	3510298 R1	0.53	20.0	Thin Wall XLPE Primary Cable	LIGHT GREEN	1660.0	-	B4	254

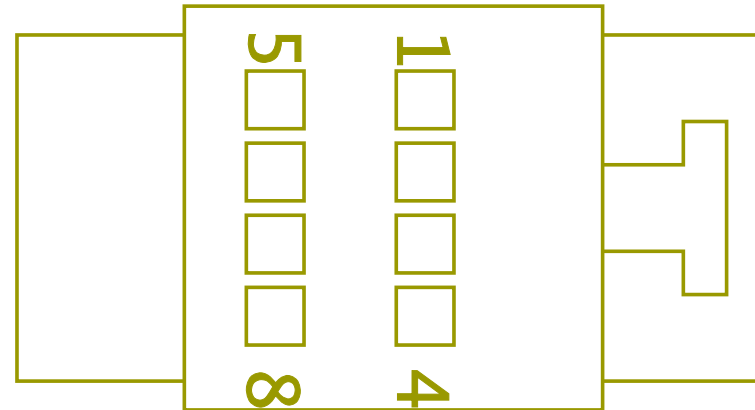
Connector Name 254M
 Part Number 3510243C1
 Short Description MIRROR CONTROL SWITCH
 Instances B6.7/L9 - Mirrors (Power) Control Switch Actuated:Diagram1-Combination1
 Mates 254F



Name	Terminal Part Number	V-Min	Name	Wire Part Number	Wire CSA	Wire Spec	Wire Material description	Wire Color Description	Wire Length	End2 Terminal Part Number	End2 Pin Name	End2 Connector
A1	-	-	EK62D	3510352 R1	0.53	20.0	Thin Wall XLPE Primary Cable	DARK BLUE	195.0	-	C	3000M
A2	-	-	EK78VB	3510298 R1	0.53	20.0	Thin Wall XLPE Primary Cable	LIGHT GREEN	240.0	-	C	3200F
A3	-	-	EK78K	3510298 R1	0.53	20.0	Thin Wall XLPE Primary Cable	LIGHT GREEN	175.0	-	X	-
A4	-	-	EK78-GD	3510358 R1	0.53	20.0	Thin Wall XLPE Primary Cable	WHITE	225.0	-	X	-

Name	Terminal Part Number	V-Min	Name	Wire Part Number	Wire CSA	Wire Spec	Wire Material description	Wire Color Description	Wire Length	End2 Terminal Part Number	End2 Pin Name	End2 Connector
B1	-	-	EK78JA	3510298 R1	0.53	20.0	Thin Wall XLPE Primary Cable	LIGHT GREEN	1015.0	-	B	5010
B2	-	-	EK78DB	3510298 R1	0.53	20.0	Thin Wall XLPE Primary Cable	LIGHT GREEN	195.0	-	D	3000M
B3	-	-	EK78CA	3510298 R1	0.53	20.0	Thin Wall XLPE Primary Cable	LIGHT GREEN	1015.0	-	A	5010
B4	-	-	EK78EF	3510298 R1	0.53	20.0	Thin Wall XLPE Primary Cable	LIGHT GREEN	195.0	-	E	3000M

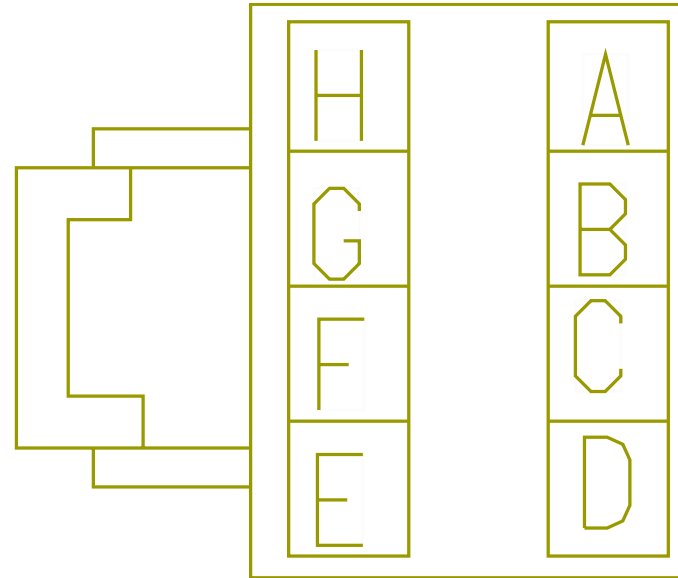
Connector Name 254
 Part Number 3510243C1
 Instances B6.7/L9 - Mirrors (Power) Control Switch Actuated:Diagram1-Combination1
 Mates SW-MIRRORCTRL-1019-02-01A



Name	Terminal Part Number	V-Min	Name	Wire Part Number	Wire CSA	Wire Spec	Wire Material description	Wire Color Description	Wire Length	End2 Terminal Part Number	End2 Pin Name	End2 Connector
A1	-	-	RH62D	3510352 R1	0.53	20.0	Thin Wall XLPE Primary Cable	DARK BLUE	1660.0	-	A1	254F
A2	-	-	RH78L	3510364 R1	0.53	20.0	Thin Wall XLPE Primary Cable	RED	1660.0	-	A2	254F
A3	-	-	RH78K	3510298 R1	0.53	20.0	Thin Wall XLPE Primary Cable	LIGHT GREEN	1660.0	-	A3	254F
A4	-	-	RH78-GD	3510358 R1	0.53	20.0	Thin Wall XLPE Primary Cable	WHITE	1660.0	-	A4	254F

Name	Terminal Part Number	V-Min	Name	Wire Part Number	Wire CSA	Wire Spec	Wire Material description	Wire Color Description	Wire Length	End2 Terminal Part Number	End2 Pin Name	End2 Connector
B1	-	-	RH78A	3510298 R1	0.53	20.0	Thin Wall XLPE Primary Cable	LIGHT GREEN	1660.0	-	B1	254F
B2	-	-	RH78D	3510298 R1	0.53	20.0	Thin Wall XLPE Primary Cable	LIGHT GREEN	1660.0	-	B2	254F
B3	-	-	RH78C	3510298 R1	0.53	20.0	Thin Wall XLPE Primary Cable	LIGHT GREEN	1660.0	-	B3	254F
B4	-	-	RH78F	3510298 R1	0.53	20.0	Thin Wall XLPE Primary Cable	LIGHT GREEN	1660.0	-	B4	254F

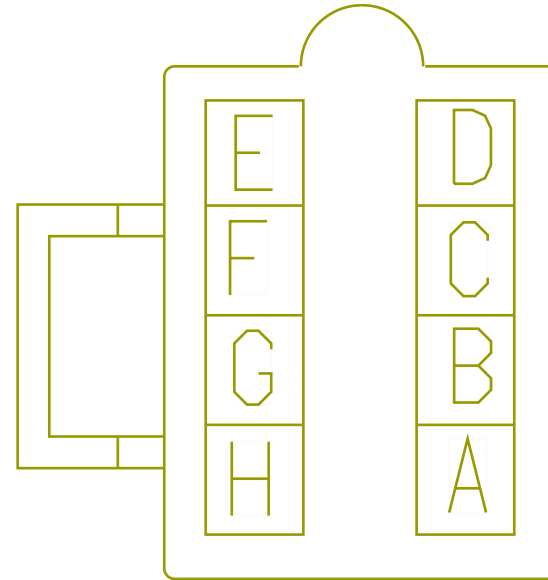
Connector Name 2600
 Part Number 2005835C1
 Short Description IP INTERCONNECT
 Instances B6.7 - CAN Layout:HMI Standard J1939 (125Kbps)
 B6.7/L9 - Courtesy Light Crew Cab:Diagram1
 B6.7/L9 - Door Pod Module (4 Door):Diagram1
 L9 - CAN Layout:HMI Standard J1939 (125Kbps)
 Mates 2600



Name	Terminal Part Number	V-Min	Name	Wire Part Number	Wire CSA	Wire Spec	Wire Material description	Wire Color Description	Wire Length	End2 Terminal Part Number	End2 Pin Name	End2 Connector
A	-	-	WIRE565803	-	0.0	-	-	-	0.0	-	X	-
A	-	-	WIRE565800	-	0.0	-	-	-	0.0	-	PIN1	-
B	-	-	WIRE565802	-	0.0	-	-	-	0.0	-	PIN1	-
B	-	-	WIRE565801	-	0.0	-	-	-	0.0	-	PIN1	-
C	-	-	81D	3510302R1	3.01	12.0	Thin Wall XLPE Primary Cable	LIGHT GREEN	950.0	-	C	3202L
D	-	-	81DA	3510302R1	3.01	12.0	Thin Wall XLPE Primary Cable	LIGHT GREEN	4900.0	-	C	3200M

Name	Terminal Part Number	V-Min	Name	Wire Part Number	Wire CSA	Wire Spec	Wire Material description	Wire Color Description	Wire Length	End2 Terminal Part Number	End2 Pin Name	End2 Connector
E	-	-	81-GD	3510362 R1	3.01	12.0	Thin Wall XLPE Primary Cable	WHITE	950.0	-	D	3202L
F	-	-	81-GDA	3510362 R1	3.01	12.0	Thin Wall XLPE Primary Cable	WHITE	4900.0	-	D	3200M
G	-	-	W63CA	3510354 R1	1.16	16.0	Thin Wall XLPE Primary Cable	DARK BLUE	330.0	-	X	-
H	-	-	W63-GC	3510360 R1	1.16	16.0	Thin Wall XLPE Primary Cable	WHITE	360.0	-	X	-


Connector Name 2600
 Part Number 2005836C1
 Short Description DOOR / IP CREW
 Instances B6.7 - CAN Layout:HMI Standard J1939 (125Kbps)
 B6.7/L9 - Courtesy Light Crew Cab:Diagram1
 B6.7/L9 - Door Pod Module (4 Door):Diagram1
 L9 - CAN Layout:HMI Standard J1939 (125Kbps)
 Mates 2600



Name	Terminal Part Number	V-Min	Name	Wire Part Number	Wire CSA	Wire Spec	Wire Material description	Wire Color Description	Wire Length	End2 Terminal Part Number	End2 Pin Name	End2 Connector
A	-	-	WIRE565800	-	0.0	-	-	-	0.0	-	PIN1	-
A	-	-	WIRE565803	-	0.0	-	-	-	0.0	-	X	-
B	-	-	WIRE565801	-	0.0	-	-	-	0.0	-	PIN1	-
B	-	-	WIRE565802	-	0.0	-	-	-	0.0	-	PIN1	-
C	-	-	RD81D	3510368R1	3.01	12.0	Thin Wall XLPE Primary Cable	RED	3945.0	-	-	-
D	-	-	RD81DA	3510368R1	3.01	12.0	Thin Wall XLPE Primary Cable	RED	3945.0	-	-	-

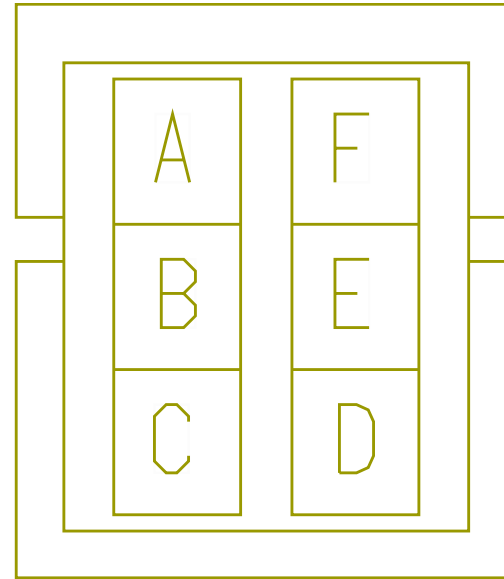
Name	Terminal Part Number	V-Min	Name	Wire Part Number	Wire CSA	Wire Spec	Wire Material description	Wire Color Description	Wire Length	End2 Terminal Part Number	End2 Pin Name	End2 Connector
E	-	-	RD81-GD	3510362 R1	3.01	12.0	Thin Wall XLPE Primary Cable	WHITE	1895.0	-	-	-
F	-	-	RD81-GDA	3510362 R1	3.01	12.0	Thin Wall XLPE Primary Cable	WHITE	1895.0	-	-	-
G	-	-	WJ63BE	3510353 R1	0.79	18.0	Thin Wall XLPE Primary Cable	DARK BLUE	1845.0	-	X	-
H	-	-	WJ63-GC	3510362 R1	3.01	12.0	Thin Wall XLPE Primary Cable	WHITE	1940.0	-	-	-

Connector Name 300A
 Part Number RING-M-8_0
 Instances B6.7 - Cranking (Starter) GEN4 BODY CONTROL MODULE W/
 O Thermal Overcrank:Diagram1-Combination2
 B6.7 - Leece-Neville AVI160 Alternator:Diagram1-Combination2
 Mates DEV-Leece_Neville_AVI_160_Alternator-4004-01-02A



Name	Terminal Part Number	V-Min	Name	Wire Part Number	Wire CSA	Wire Spec	Wire Material description	Wire Color Description	Wire Length	End2 Terminal Part Number	End2 Pin Name	End2 Connector
A	-	-	WA2	3592739 R1	32.19	2.0	Std. Wall XLPE Battery Cable	RED	1135.0	-	X	-


Connector Name 3000F
 Part Number 1661201C1
 Short Description IP/DOOR INTERCONNECT 1
 Instances B6.7/L9 - Mirrors (Heat) [Switch Pack Actuated includes Hood Mirrors]:Diagram1
 B6.7/L9 - Mirrors (Heat) [Switch Pack Actuated Relay Driven]:Diagram1
 B6.7/L9 - Mirrors (Power) Control Switch Actuated:Diagram1-Combination1
 B6.7/L9 - Mirrors (Power) Control Switch Actuated:Diagram1-Combination2
 Mates 3000M



Name	Terminal Part Number	V-Min	Name	Wire Part Number	Wire CSA	Wire Spec	Wire Material description	Wire Color Description	Wire Length	End2 Terminal Part Number	End2 Pin Name	End2 Connector
B	-	-	RF78B	3510300 R1	1.16	16.0	Thin Wall XLPE Primary Cable	LIGHT GREEN	1050.0	-	X	-
B	-	-	RF78RJ	3510300 R1	1.16	16.0	Thin Wall XLPE Primary Cable	LIGHT GREEN	1415.0	-	X	-
B	-	-	RF78A	3510300 R1	1.16	16.0	Thin Wall XLPE Primary Cable	LIGHT GREEN	1415.0	-	X	-
C	-	-	RG62DD	3510353 R1	0.79	18.0	Thin Wall XLPE Primary Cable	DARK BLUE	905.0	-	-	-

Name	Terminal Part Number	V-Min	Name	Wire Part Number	Wire CSA	Wire Spec	Wire Material description	Wire Color Description	Wire Length	End2 Terminal Part Number	End2 Pin Name	End2 Connect or
D	-	-	RG78D	3510299 R1	0.79	18.0	Thin Wall XLPE Primary Cable	LIGHT GREEN	2465.0	-	D	3100F
E	-	-	RG78E	3510299 R1	0.79	18.0	Thin Wall XLPE Primary Cable	LIGHT GREEN	2465.0	-	E	3100F
F	-	-	RG78F	3510299 R1	0.79	18.0	Thin Wall XLPE Primary Cable	LIGHT GREEN	2465.0	-	F	3100F


Connector Name 3000M
 Part Number 1661200C1
 Short Description DOOR/IP INTERCONNECT
 Instances B6.7/L9 - Mirrors (Heat) [Switch Pack Actuated includes Hood Mirrors]:Diagram1
 B6.7/L9 - Mirrors (Heat) [Switch Pack Actuated Relay Driven]:Diagram1
 B6.7/L9 - Mirrors (Power) Control Switch Actuated:Diagram1-Combination1
 B6.7/L9 - Mirrors (Power) Control Switch Actuated:Diagram1-Combination2
 Mates 3000F



Name	Terminal Part Number	V-Min	Name	Wire Part Number	Wire CSA	Wire Spec	Wire Material description	Wire Color Description	Wire Length	End2 Terminal Part Number	End2 Pin Name	End2 Connector
B	-	-	EJ78A	2643671 R1	0.79	18.0	Std. Wall XLPE Primary Cable	LIGHT GREEN	980.0	-	G	E04_3000M
B	-	-	FK78A	2643671 R1	0.79	18.0	Std. Wall XLPE Primary Cable	LIGHT GREEN	980.0	-	G	F03_3000M
B	-	-	EJ78A	2643671 R1	0.79	18.0	Std. Wall XLPE Primary Cable	LIGHT GREEN	980.0	-	G	E04_3203M
C	-	-	EJ62DD	3510353 R1	0.79	18.0	Thin Wall XLPE Primary Cable	DARK BLUE	780.0	-	X	-

Name	Terminal Part Number	V-Min	Name	Wire Part Number	Wire CSA	Wire Spec	Wire Material description	Wire Color Description	Wire Length	End2 Terminal Part Number	End2 Pin Name	End2 Connector
C	-	-	EK62D	3510352 R1	0.53	20.0	Thin Wall XLPE Primary Cable	DARK BLUE	195.0	-	A1	254M
D	-	-	EK78DB	3510298 R1	0.53	20.0	Thin Wall XLPE Primary Cable	LIGHT GREEN	195.0	-	B2	254M
D	-	-	EJ78D	3510299 R1	0.79	18.0	Thin Wall XLPE Primary Cable	LIGHT GREEN	880.0	-	X	-
E	-	-	EK78EF	3510298 R1	0.53	20.0	Thin Wall XLPE Primary Cable	LIGHT GREEN	195.0	-	B4	254M
E	-	-	EJ78E	3510299 R1	0.79	18.0	Thin Wall XLPE Primary Cable	LIGHT GREEN	930.0	-	X	-
F	-	-	EJ78F	2643671 R1	0.79	18.0	Std. Wall XLPE Primary Cable	LIGHT GREEN	730.0	-	X	-
F	-	-	EK78FK	2643671 R1	0.79	18.0	Std. Wall XLPE Primary Cable	LIGHT GREEN	140.0	-	X	-

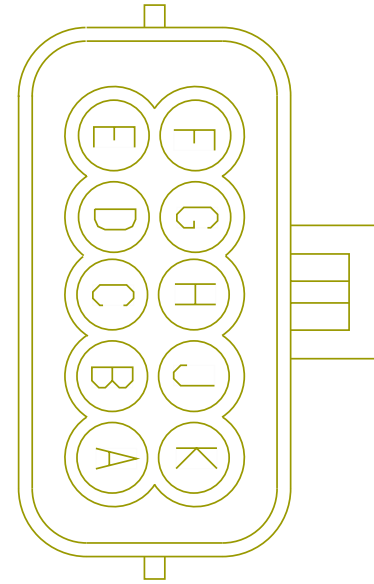
Connector Name 3000M
 Part Number 1661200C1
 Short Description DOOR/IP INTERCONNECT
 Instances B6.7/L9 - Mirrors (Heat) [Switch Pack Actuated Relay Driven]:Diagram1
 B6.7/L9 - Mirrors (Power) Control Switch Actuated:Diagram1-Combination1
 B6.7/L9 - Mirrors (Power) Control Switch Actuated:Diagram1-Combination2
 Mates 3100F



Name	Terminal Part Number	V-Min	Name	Wire Part Number	Wire CSA	Wire Spec	Wire Material description	Wire Color Description	Wire Length	End2 Terminal Part Number	End2 Pin Name	End2 Connector
B	-	-	FK78A	2643671 R1	0.79	18.0	Std. Wall XLPE Primary Cable	LIGHT GREEN	980.0	-	G	F03_320 3M
D	-	-	FJ78D	3510299 R1	0.79	18.0	Thin Wall XLPE Primary Cable	LIGHT GREEN	980.0	-	B	5010
D	-	-	FK78D	3510299 R1	0.79	18.0	Thin Wall XLPE Primary Cable	LIGHT GREEN	980.0	-	B	5010
E	-	-	FK78E	3510299 R1	0.79	18.0	Thin Wall XLPE Primary Cable	LIGHT GREEN	980.0	-	A	5010

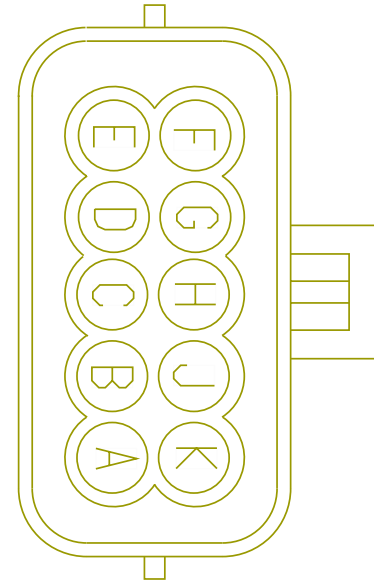
Name	Terminal Part Number	V-Min	Name	Wire Part Number	Wire CSA	Wire Spec	Wire Material description	Wire Color Description	Wire Length	End2 Terminal Part Number	End2 Pin Name	End2 Connector
F	-	-	FK78F	2643671 R1	0.79	18.0	Std. Wall XLPE Primary Cable	LIGHT GREEN	980.0	-	F	5010

Connector Name 3000M
 Part Number 3538634C1
 Instances B6.7/L9 - Door Pod Module (2 Door):Diagram1
 Mates MODU-PS-MIRROR-1019-01-01A



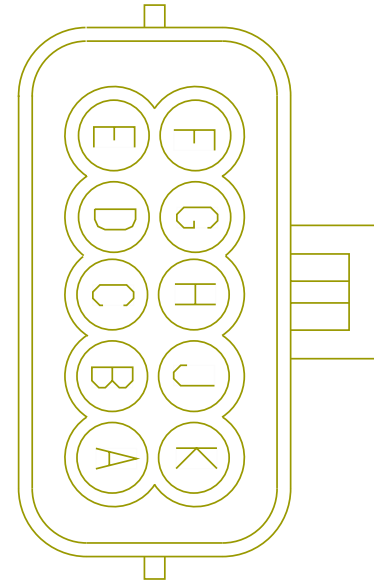
Name	Terminal Part Number	V-Min	Name	Wire Part Number	Wire CSA	Wire Spec	Wire Material description	Wire Color Description	Wire Length	End2 Terminal Part Number	End2 Pin Name	End2 Connector
A	-	-	FB78G	2643671 R1	0.79	18.0	Std. Wall XLPE Primary Cable	LIGHT GREEN	1130.0	-	5	3203M
B	-	-	FB78C	2643671 R1	0.79	18.0	Std. Wall XLPE Primary Cable	LIGHT GREEN	1130.0	-	4	3203M
F	-	-	FB78H	3510334 R1	0.53	20.0	Thin Wall XLPE Primary Cable	YELLOW 2	1130.0	-	6	3203M

Connector Name 3000M
 Part Number 3538634C1
 Instances B6.7/L9 - Door Pod Module (2 Door):Diagram1
 Mates MODU-PS-MIRROR-1019-01-01A



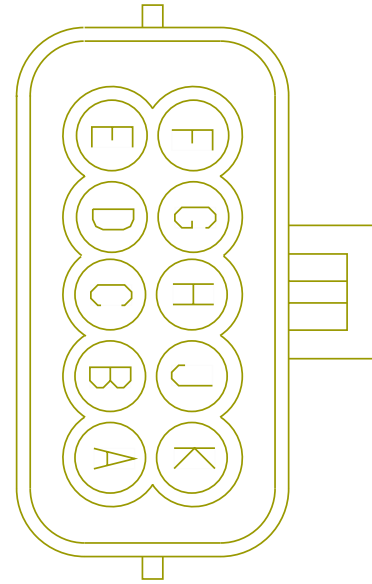
Name	Terminal Part Number	V-Min	Name	Wire Part Number	Wire CSA	Wire Spec	Wire Material description	Wire Color Description	Wire Length	End2 Terminal Part Number	End2 Pin Name	End2 Connector
G	-	-	FA78AA	3510300 R1	1.16	16.0	Thin Wall XLPE Primary Cable	LIGHT GREEN	1130.0	-	1	3203M
H	-	-	FA78-GF	3510360 R1	1.16	16.0	Thin Wall XLPE Primary Cable	WHITE	1130.0	-	8	3203M

Connector Name 3000M
 Part Number 3538634C1
 Instances B6.7/L9 - Door Pod Module (2 Door):Diagram1
 Mates MODU-DS-MIRROR-1019-01-01A



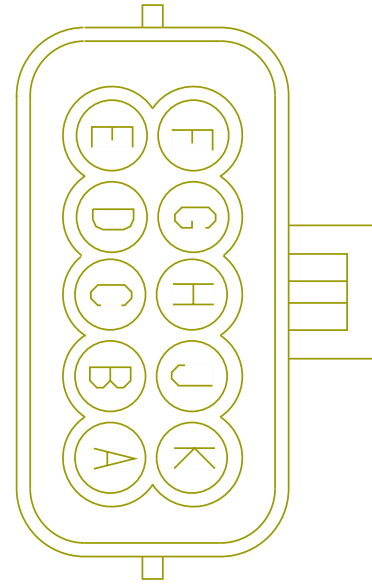
Name	Terminal Part Number	V-Min	Name	Wire Part Number	Wire CSA	Wire Spec	Wire Material description	Wire Color Description	Wire Length	End2 Terminal Part Number	End2 Pin Name	End2 Connector
G	-	-	EA78AA	3510300 R1	1.16	16.0	Thin Wall XLPE Primary Cable	LIGHT GREEN	1130.0	-	1	3203M
H	-	-	EA78-GF	3510360 R1	1.16	16.0	Thin Wall XLPE Primary Cable	WHITE	1130.0	-	8	3203M

Connector Name 3000M
 Part Number 3538634C1
 Instances B6.7/L9 - Door Pod Module (2 Door):Diagram1
 Mates MODU-DS-MIRROR-1019-01-01A



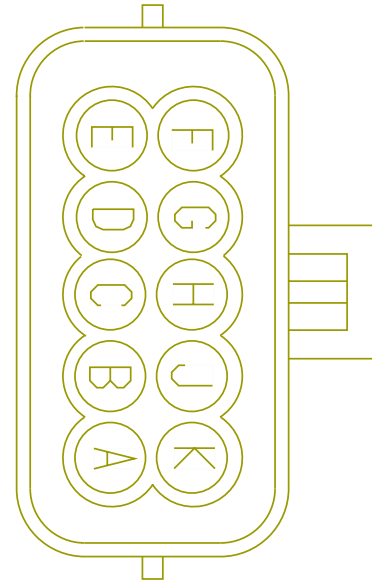
Name	Terminal Part Number	V-Min	Name	Wire Part Number	Wire CSA	Wire Spec	Wire Material description	Wire Color Description	Wire Length	End2 Terminal Part Number	End2 Pin Name	End2 Connector
A	-	-	EB78G	2643671 R1	0.79	18.0	Std. Wall XLPE Primary Cable	LIGHT GREEN	1130.0	-	5	3203M
B	-	-	EB78C	2643671 R1	0.79	18.0	Std. Wall XLPE Primary Cable	LIGHT GREEN	1130.0	-	4	3203M
F	-	-	EB78H	3510334 R1	0.53	20.0	Thin Wall XLPE Primary Cable	YELLOW 2	1130.0	-	6	3203M

Connector Name 3000M
 Part Number 3538634C1
 Instances B6.7/L9 - Door Pod Module (4 Door):Diagram1
 Mates MODU-DS-MIRROR-1019-01-01A



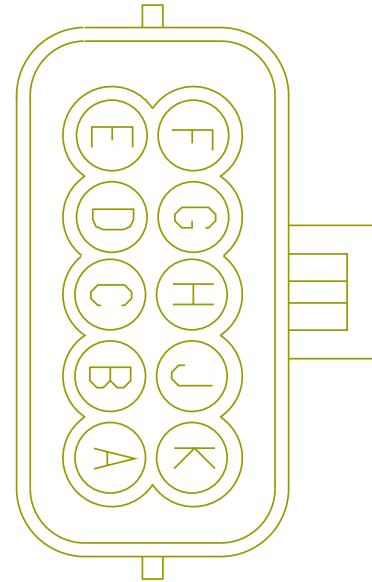
Name	Terminal Part Number	V-Min	Name	Wire Part Number	Wire CSA	Wire Spec	Wire Material description	Wire Color Description	Wire Length	End2 Terminal Part Number	End2 Pin Name	End2 Connector
G	-	-	EA78AA	3510300 R1	1.16	16.0	Thin Wall XLPE Primary Cable	LIGHT GREEN	1130.0	-	1	3203M
H	-	-	EA78-GF	3510360 R1	1.16	16.0	Thin Wall XLPE Primary Cable	WHITE	1130.0	-	8	3203M

Connector Name 3000M
 Part Number 3538634C1
 Instances B6.7/L9 - Door Pod Module (4 Door):Diagram1
 Mates MODU-PS-MIRROR-1019-01-01A



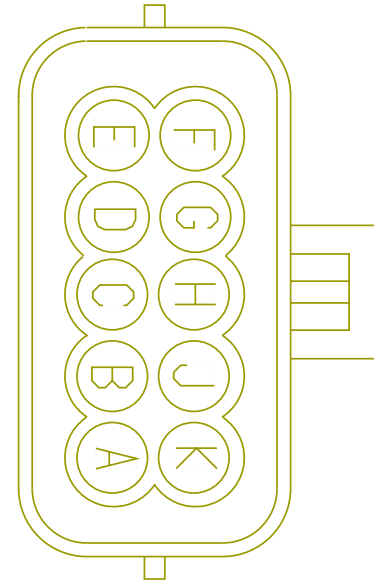
Name	Terminal Part Number	V-Min	Name	Wire Part Number	Wire CSA	Wire Spec	Wire Material description	Wire Color Description	Wire Length	End2 Terminal Part Number	End2 Pin Name	End2 Connector
G	-	-	FA78AA	3510300 R1	1.16	16.0	Thin Wall XLPE Primary Cable	LIGHT GREEN	1130.0	-	1	3203M
H	-	-	FA78-GF	3510360 R1	1.16	16.0	Thin Wall XLPE Primary Cable	WHITE	1130.0	-	8	3203M

Connector Name 3000M
 Part Number 3538634C1
 Instances B6.7/L9 - Door Pod Module (4 Door):Diagram1
 Mates MODU-DS-MIRROR-1019-01-01A




Name	Terminal Part Number	V-Min	Name	Wire Part Number	Wire CSA	Wire Spec	Wire Material description	Wire Color Description	Wire Length	End2 Terminal Part Number	End2 Pin Name	End2 Connector
A	-	-	EB78G	2643671 R1	0.79	18.0	Std. Wall XLPE Primary Cable	LIGHT GREEN	1130.0	-	5	3203M
B	-	-	EB78C	2643671 R1	0.79	18.0	Std. Wall XLPE Primary Cable	LIGHT GREEN	1130.0	-	4	3203M
F	-	-	EB78H	3510334 R1	0.53	20.0	Thin Wall XLPE Primary Cable	YELLOW 2	1130.0	-	6	3203M

Connector Name 3000M
 Part Number 3538634C1
 Instances B6.7/L9 - Door Pod Module (4 Door):Diagram1
 Mates MODU-PS-MIRROR-1019-01-01A




Name	Terminal Part Number	V-Min	Name	Wire Part Number	Wire CSA	Wire Spec	Wire Material description	Wire Color Description	Wire Length	End2 Terminal Part Number	End2 Pin Name	End2 Connector
A	-	-	FB78G	2643671 R1	0.79	18.0	Std. Wall XLPE Primary Cable	LIGHT GREEN	1130.0	-	5	3203M
B	-	-	FB78C	2643671 R1	0.79	18.0	Std. Wall XLPE Primary Cable	LIGHT GREEN	1130.0	-	4	3203M
F	-	-	FB78H	3510334 R1	0.53	20.0	Thin Wall XLPE Primary Cable	YELLOW 2	1130.0	-	6	3203M

Connector Name 3002M
 Part Number 3767181C1
 Instances B6.7/L9 - Door Pod Module (4 Door):Diagram1
 Mates MOT-DS_WINDOW-2013-01-01B



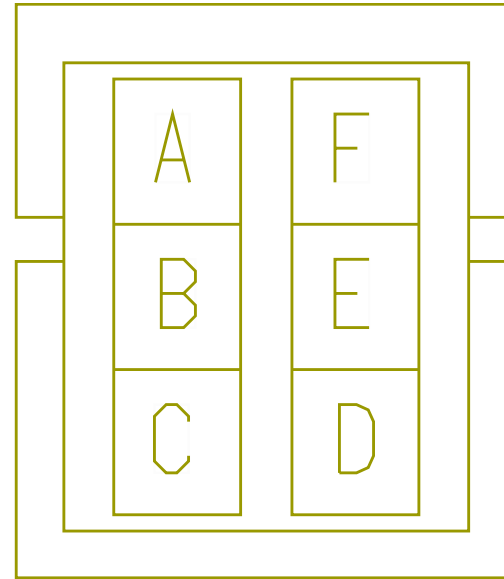
Name	Terminal Part Number	V-Min	Name	Wire Part Number	Wire CSA	Wire Spec	Wire Material description	Wire Color Description	Wire Length	End2 Terminal Part Number	End2 Pin Name	End2 Connector
1	-	-	F83B	3510301 R1	1.91	14.0	Thin Wall XLPE Primary Cable	LIGHT GREEN	705.0	-	2	3201M
1	-	-	E83B	3510301 R1	1.91	14.0	Thin Wall XLPE Primary Cable	LIGHT GREEN	705.0	-	2	3209M
2	-	-	F83A	3510301 R1	1.91	14.0	Thin Wall XLPE Primary Cable	LIGHT GREEN	705.0	-	1	3201M
2	-	-	E83A	3510301 R1	1.91	14.0	Thin Wall XLPE Primary Cable	LIGHT GREEN	705.0	-	1	3209M

Connector Name 300
 Part Number RING-M-8_0
 Instances B6.7 - Cranking (Starter) GEN4 BODY CONTROL MODULE W/
 O Thermal Overcrank:Diagram1-Combination1
 B6.7 - Leece-Neville - LN 325A Alternator W/Sensor:Diagram1
 B6.7 - Leece-Neville AVI160 Alternator:Diagram1-Combination1
 B6.7 - Leece-Neville AVI160-210A/240A Alternator W/
 Sensor:Diagram1




Name	Terminal Part Number	V-Min	Name	Wire Part Number	Wire CSA	Wire Spec	Wire Material description	Wire Color Description	Wire Length	End2 Terminal Part Number	End2 Pin Name	End2 Connector
A	-	-	VC2	3592740 R1	39.43	1.0	Std. Wall XLPE Battery Cable	RED	1245.0	-	X	-
A	-	-	VH2	3592740 R1	39.43	1.0	Std. Wall XLPE Battery Cable	RED	1245.0	-	X	-

Connector Name 3100F
 Part Number 1661201C1
 Short Description IP/DOOR INTERCONNECT 2
 Instances B6.7/L9 - Mirrors (Heat) [Switch Pack Actuated Relay Driven]:Diagram1
 B6.7/L9 - Mirrors (Power) Control Switch Actuated:Diagram1-Combination1
 B6.7/L9 - Mirrors (Power) Control Switch Actuated:Diagram1-Combination2
 Mates 3000M




Name	Terminal Part Number	V-Min	Name	Wire Part Number	Wire CSA	Wire Spec	Wire Material description	Wire Color Description	Wire Length	End2 Terminal Part Number	End2 Pin Name	End2 Connector
B	-	-	RF78B	3510300 R1	1.16	16.0	Thin Wall XLPE Primary Cable	LIGHT GREEN	1050.0	-	X	-
D	-	-	RG78D	3510299 R1	0.79	18.0	Thin Wall XLPE Primary Cable	LIGHT GREEN	2465.0	-	D	3000F
E	-	-	RG78E	3510299 R1	0.79	18.0	Thin Wall XLPE Primary Cable	LIGHT GREEN	2465.0	-	E	3000F
F	-	-	RG78F	3510299 R1	0.79	18.0	Thin Wall XLPE Primary Cable	LIGHT GREEN	2465.0	-	F	3000F

Connector Name 3100M
 Part Number 3767181C1
 Instances B6.7/L9 - Door Pod Module (2 Door):Diagram1
 Mates MOT-PS_WINDOW-2013-01-01A




Name	Terminal Part Number	V-Min	Name	Wire Part Number	Wire CSA	Wire Spec	Wire Material description	Wire Color Description	Wire Length	End2 Terminal Part Number	End2 Pin Name	End2 Connector
1	-	-	EC83B	3510301 R1	1.91	14.0	Thin Wall XLPE Primary Cable	LIGHT GREEN	1300.0	-	2	3201M
1	-	-	FC83B	3510301 R1	1.91	14.0	Thin Wall XLPE Primary Cable	LIGHT GREEN	1300.0	-	2	3201M
2	-	-	EC83A	3510301 R1	1.91	14.0	Thin Wall XLPE Primary Cable	LIGHT GREEN	1300.0	-	1	3201M
2	-	-	FC83A	3510301 R1	1.91	14.0	Thin Wall XLPE Primary Cable	LIGHT GREEN	1300.0	-	1	3201M

Connector Name 3100M
 Part Number 3767181C1
 Instances B6.7/L9 - Door Pod Module (4 Door):Diagram1
 Mates MOT-PS_WINDOW-2013-01-01A



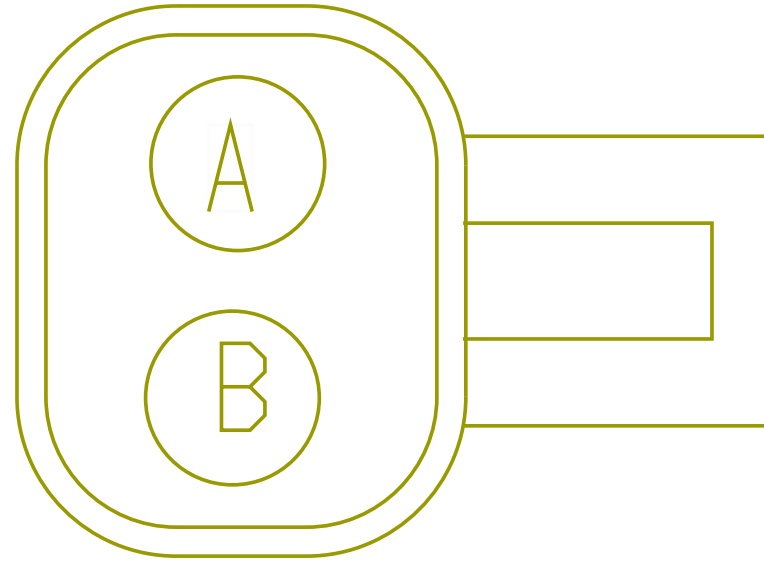
Name	Terminal Part Number	V-Min	Name	Wire Part Number	Wire CSA	Wire Spec	Wire Material description	Wire Color Description	Wire Length	End2 Terminal Part Number	End2 Pin Name	End2 Connector
1	-	-	EC83B	3510301 R1	1.91	14.0	Thin Wall XLPE Primary Cable	LIGHT GREEN	1300.0	-	2	3201M
1	-	-	FC83B	3510301 R1	1.91	14.0	Thin Wall XLPE Primary Cable	LIGHT GREEN	1300.0	-	2	3201M
2	-	-	EC83A	3510301 R1	1.91	14.0	Thin Wall XLPE Primary Cable	LIGHT GREEN	1300.0	-	1	3201M
2	-	-	FC83A	3510301 R1	1.91	14.0	Thin Wall XLPE Primary Cable	LIGHT GREEN	1300.0	-	1	3201M

Connector Name 310
 Part Number RING-E-1-4_0
 Instances B6.7 - Cranking (Starter) GEN4 BODY CONTROL MODULE W/
 O Thermal Overcrank:Diagram1-Combination3
 B6.7 - Delco Remy 36SI Alternator W/Sensor:Diagram1
 Mates DEV-Delco_Remy_36SI_Altern ator-4004-01-07A



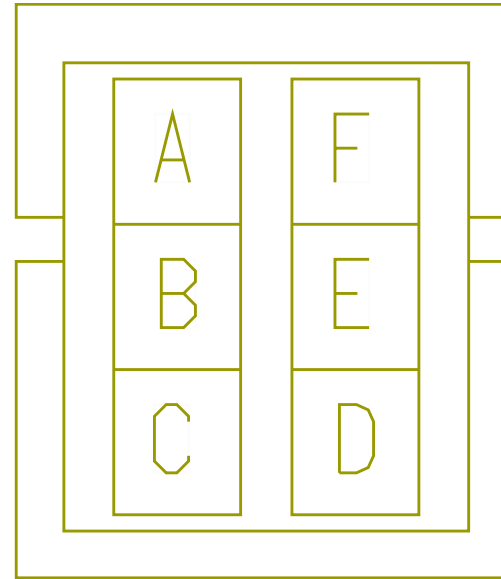
Name	Terminal Part Number	V-Min	Name	Wire Part Number	Wire CSA	Wire Spec	Wire Material description	Wire Color Description	Wire Length	End2 Terminal Part Number	End2 Pin Name	End2 Connector
A	-	-	VF2	3592739 R1	32.19	2.0	Std. Wall XLPE Battery Cable	RED	1335.0	-	X	-

Connector Name 3112M
 Part Number 1671610C1
 Instances B6.7/L9 - Door Pod Module (4 Door):Diagram1
 Mates MOT-RR_DS_LOCK-2016-01-01A



Name	Terminal Part Number	V-Min	Name	Wire Part Number	Wire CSA	Wire Spec	Wire Material description	Wire Color Description	Wire Length	End2 Terminal Part Number	End2 Pin Name	End2 Connector
A	-	-	F81A	3510301 R1	1.91	14.0	Thin Wall XLPE Primary Cable	LIGHT GREEN	1130.0	-	3	3201M
B	-	-	F81B	3510301 R1	1.91	14.0	Thin Wall XLPE Primary Cable	LIGHT GREEN	1130.0	-	4	3201M

Connector Name 3200F
 Part Number 1661201C1
 Short Description DOOR/IP INTERCONNECT
 Instances
 B6.7 - Ambient Air Temperature:Diagram1
 B6.7 - CAN Layout:HMI Standard J1939 (125Kbps)
 B6.7/L9 - Door Pod Module (4 Door):Diagram1
 B6.7/L9 - Heated Mirrors (Hood with Door Pods):Diagram1
 B6.7/L9 - Mirrors (Heat) [Switch Pack Actuated includes Hood Mirrors]:Diagram1
 B6.7/L9 - Mirrors (Heat) [Switch Pack Actuated Relay Driven]:Diagram1
 B6.7/L9 - Mirrors (Power) Control Switch Actuated:Diagram1-Combination1
 B6.7/L9 - Mirrors (Power) Control Switch Actuated:Diagram1-Combination2
 L9 - Ambient Air Temperature:Diagram1
 L9 - CAN Layout:HMI Standard J1939 (125Kbps)



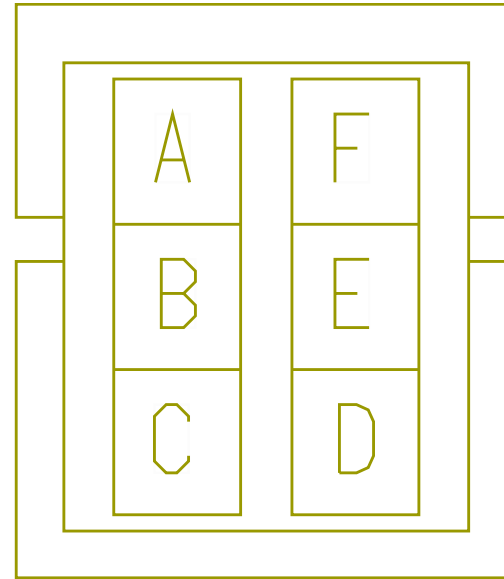
Mates 3200M

Name	Terminal Part Number	V-Min	Name	Wire Part Number	Wire CSA	Wire Spec	Wire Material description	Wire Color Description	Wire Length	End2 Terminal Part Number	End2 Pin Name	End2 Connector
A	-	-	WIRE196493	-	0.0	-	-	-	0.0	-	3	3202M
B	-	-	WIRE196492	-	0.0	-	-	-	0.0	-	2	3202M
C	-	-	EC81B	3510302R1	3.01	12.0	Thin Wall XLPE Primary Cable	LIGHT GREEN	1245.0	-	1	E04_3202M
C	-	-	EK78VB	3510298R1	0.53	20.0	Thin Wall XLPE Primary Cable	LIGHT GREEN	240.0	-	A2	254M
C	-	-	EJ78V	3510299R1	0.79	18.0	Thin Wall XLPE Primary Cable	LIGHT GREEN	875.0	-	X	-

Name	Terminal Part Number	V-Min	Name	Wire Part Number	Wire CSA	Wire Spec	Wire Material description	Wire Color Description	Wire Length	End2 Terminal Part Number	End2 Pin Name	End2 Connector
C	-	-	F81D	3510302 R1	3.01	12.0	Thin Wall XLPE Primary Cable	LIGHT GREEN	1175.0	-	1	3202M
D	-	-	EJ78-GA	3510360 R1	1.16	16.0	Thin Wall XLPE Primary Cable	WHITE	535.0	-	1	-
D	-	-	EK78-GJ	3510360 R1	1.16	16.0	Thin Wall XLPE Primary Cable	WHITE	235.0	-	X	-
D	-	-	EH78-GE	3510360 R1	1.16	16.0	Thin Wall XLPE Primary Cable	WHITE	1025.0	-	H	E04_3000M
D	-	-	EJ78-GA	3510360 R1	1.16	16.0	Thin Wall XLPE Primary Cable	WHITE	535.0	-	X	-
D	-	-	EH78-GE	3510360 R1	1.16	16.0	Thin Wall XLPE Primary Cable	WHITE	1025.0	-	H	E04_3203M
D	-	-	EC81-GA	3510362 R1	3.01	12.0	Thin Wall XLPE Primary Cable	WHITE	1245.0	-	4	E04_3202M
D	-	-	F81-GB	3510362 R1	3.01	12.0	Thin Wall XLPE Primary Cable	WHITE	1175.0	-	4	3202M

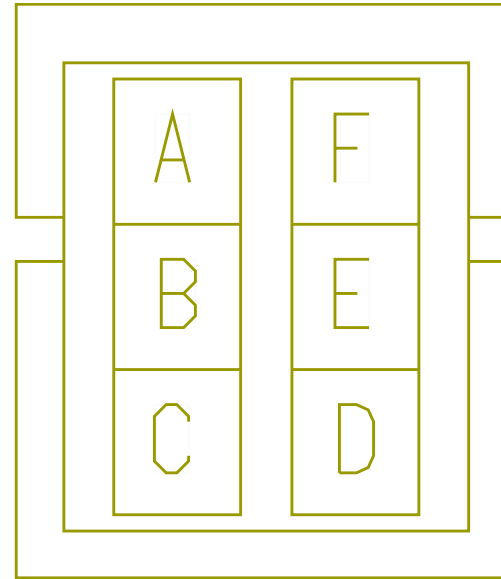
Name	Terminal Part Number	V-Min	Name	Wire Part Number	Wire CSA	Wire Spec	Wire Material description	Wire Color Description	Wire Length	End2 Terminal Part Number	End2 Pin Name	End2 Connector
E	-	-	ET41D	3510329 R1	0.79	18.0	Thin Wall XLPE Primary Cable	TAN	1025.0	-	C	5010
E	-	-	MC41D	3510329 R1	0.79	18.0	Thin Wall XLPE Primary Cable	TAN	2785.0	-	23	1703F
E	-	-	MB41DJ	3510329 R1	0.79	18.0	Thin Wall XLPE Primary Cable	TAN	2785.0	-	23	1703F
F	-	-	ET41E	3510329 R1	0.79	18.0	Thin Wall XLPE Primary Cable	TAN	1025.0	-	D	5010
F	-	-	MB41EJ	3510329 R1	0.79	18.0	Thin Wall XLPE Primary Cable	TAN	2785.0	-	24	1703F
F	-	-	MC41E	3510329 R1	0.79	18.0	Thin Wall XLPE Primary Cable	TAN	2785.0	-	24	1703F

Connector Name 3200F
 Part Number 1661201C1
 Instances B6.7 - CAN Layout:HMI Standard J1939 (125Kbps)
 Mates 3204M



Name	Terminal Part Number	V-Min	Name	Wire Part Number	Wire CSA	Wire Spec	Wire Material description	Wire Color Description	Wire Length	End2 Terminal Part Number	End2 Pin Name	End2 Connector
A	-	-	WIRE196495	-	0.0	-	-	-	0.0	-	3	3202M
B	-	-	WIRE196494	-	0.0	-	-	-	0.0	-	2	3202M

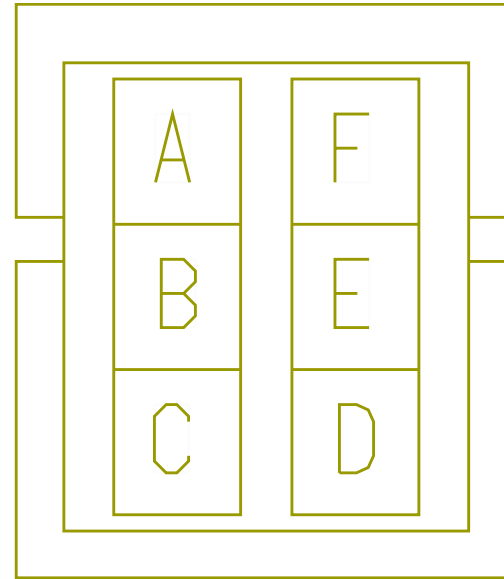
Connector Name 3200F
 Part Number 1661201C1
 Short Description DOOR/IP INTERCONNECT
 Instances
 B6.7/L9 - Door Pod Module (2 Door):Diagram1
 B6.7/L9 - Door Pod Module (4 Door):Diagram1
 B6.7/L9 - Heated Mirrors (Hood with Door Pods):Diagram1
 B6.7/L9 - Mirrors (Heat) [Switch Pack Actuated includes Hood Mirrors]:Diagram1
 B6.7/L9 - Mirrors (Heat) [Switch Pack Actuated Relay Driven]:Diagram1
 B6.7/L9 - Remote Keyless Access:Diagram1
 B6.7/L9 - Vehicle Alarm System:Diagram1
 L9 - CAN Layout:HMI Standard J1939 (125Kbps)
 Mates 3204M



Name	Terminal Part Number	V-Min	Name	Wire Part Number	Wire CSA	Wire Spec	Wire Material description	Wire Color Description	Wire Length	End2 Terminal Part Number	End2 Pin Name	End2 Connector
A	-	-	WIRE196495	-	0.0	-	-	-	0.0	-	3	3202M
B	-	-	WIRE196494	-	0.0	-	-	-	0.0	-	2	3202M
C	-	-	FC81A	3510302R1	3.01	12.0	Thin Wall XLPE Primary Cable	LIGHT GREEN	1245.0	-	1	F03_3202M
C	-	-	FC81A	3510302R1	3.01	12.0	Thin Wall XLPE Primary Cable	LIGHT GREEN	1245.0	-	1	1032E
C	-	-	FC81A	3510302R1	3.01	12.0	Thin Wall XLPE Primary Cable	LIGHT GREEN	1245.0	-	1	3202M

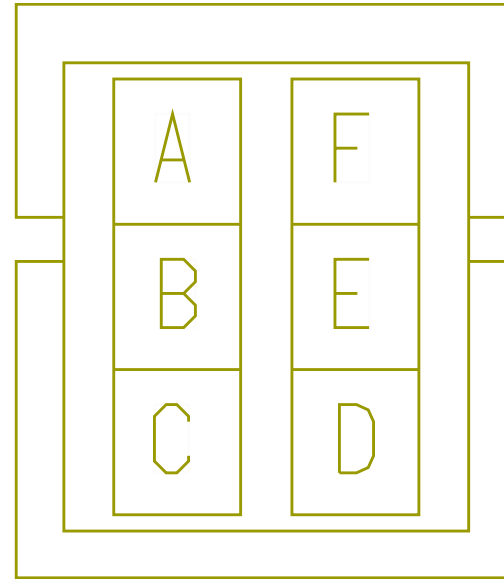
Name	Terminal Part Number	V-Min	Name	Wire Part Number	Wire CSA	Wire Spec	Wire Material description	Wire Color Description	Wire Length	End2 Terminal Part Number	End2 Pin Name	End2 Connector
D	-	-	FK78-GA	3510360 R1	1.16	16.0	Thin Wall XLPE Primary Cable	WHITE	1025.0	-	H	F03_300 0M
D	-	-	FK78-GA	3510360 R1	1.16	16.0	Thin Wall XLPE Primary Cable	WHITE	1025.0	-	H	F03_320 3M
D	-	-	FC81-GB	3510362 R1	3.01	12.0	Thin Wall XLPE Primary Cable	WHITE	1245.0	-	4	F03_320 2M
D	-	-	FC81-GB	3510362 R1	3.01	12.0	Thin Wall XLPE Primary Cable	WHITE	1245.0	-	4	1032E
D	-	-	FC81-GB	3510362 R1	3.01	12.0	Thin Wall XLPE Primary Cable	WHITE	1245.0	-	4	3202M

Connector Name 3200F
 Part Number 1661201C1
 Short Description DOOR/IP INTERCONNECT
 Instances B6.7/L9 - Door Pod Module (2 Door):Diagram1
 Mates 3200M



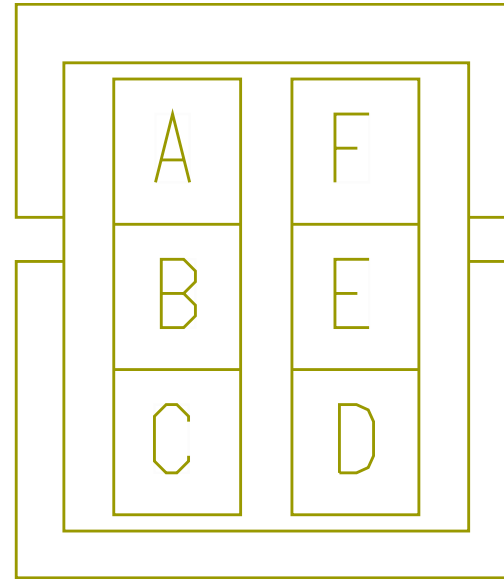
Name	Terminal Part Number	V-Min	Name	Wire Part Number	Wire CSA	Wire Spec	Wire Material description	Wire Color Description	Wire Length	End2 Terminal Part Number	End2 Pin Name	End2 Connector
C	-	-	EC81B	3510302 R1	3.01	12.0	Thin Wall XLPE Primary Cable	LIGHT GREEN	1245.0	-	1	3202M
D	-	-	EC81-GA	3510362 R1	3.01	12.0	Thin Wall XLPE Primary Cable	WHITE	1245.0	-	4	3202M

Connector Name 3200F
 Part Number 1661201C1
 Instances B6.7/L9 - Door Pod Module (4 Door):Diagram1
 Mates 3202L




Name	Terminal Part Number	V-Min	Name	Wire Part Number	Wire CSA	Wire Spec	Wire Material description	Wire Color Description	Wire Length	End2 Terminal Part Number	End2 Pin Name	End2 Connector
C	-	-	E81D	3510302 R1	3.01	12.0	Thin Wall XLPE Primary Cable	LIGHT GREEN	1175.0	-	1	3210M
D	-	-	E81-GB	3510362 R1	3.01	12.0	Thin Wall XLPE Primary Cable	WHITE	1175.0	-	4	3210M

Connector Name 3200F
 Part Number 1661201C1
 Short Description DOOR/IP INTERCONNECT
 Instances B6.7/L9 - Door Pod Module (4 Door):Diagram1
 Mates 3200M



Name	Terminal Part Number	V-Min	Name	Wire Part Number	Wire CSA	Wire Spec	Wire Material description	Wire Color Description	Wire Length	End2 Terminal Part Number	End2 Pin Name	End2 Connector
C	-	-	EC81B	3510302 R1	3.01	12.0	Thin Wall XLPE Primary Cable	LIGHT GREEN	1245.0	-	1	3202M
D	-	-	EC81-GA	3510362 R1	3.01	12.0	Thin Wall XLPE Primary Cable	WHITE	1245.0	-	4	3202M

Connector Name 3200M
 Part Number 1661200C1
 Short Description IP/DOOR INTERCONNECT 2
 Instances
 B6.7 - Ambient Air Temperature:Diagram1
 B6.7 - CAN Layout:HMI Standard J1939 (125Kbps)
 B6.7/L9 - Door Pod Module (4 Door):Diagram1
 B6.7/L9 - Heated Mirrors (Hood with Door Pods):Diagram1
 B6.7/L9 - Mirrors (Heat) [Switch Pack Actuated includes Hood Mirrors]:Diagram1
 B6.7/L9 - Mirrors (Heat) [Switch Pack Actuated Relay Driven]:Diagram1
 B6.7/L9 - Mirrors (Power) Control Switch Actuated:Diagram1-Combination1
 B6.7/L9 - Mirrors (Power) Control Switch Actuated:Diagram1-Combination2
 L9 - Ambient Air Temperature:Diagram1
 L9 - CAN Layout:HMI Standard J1939 (125Kbps)




Mates 3200F

Name	Terminal Part Number	V-Min	Name	Wire Part Number	Wire CSA	Wire Spec	Wire Material description	Wire Color Description	Wire Length	End2 Terminal Part Number	End2 Pin Name	End2 Connector
A	-	-	WIRE1644	-	0.0	-	-	-	0.0	-	X	-
B	-	-	WIRE1643	-	0.0	-	-	-	0.0	-	PIN1	-
C	-	-	RG78V	3510302 R1	3.01	12.0	Thin Wall XLPE Primary Cable	LIGHT GREEN	2235.0	-	-	-
C	-	-	RD81B	3510368 R1	3.01	12.0	Thin Wall XLPE Primary Cable	RED	2235.0	-	-	-
C	-	-	81DA	3510302 R1	3.01	12.0	Thin Wall XLPE Primary Cable	LIGHT GREEN	4900.0	-	D	2600


Name	Terminal Part Number	V-Min	Name	Wire Part Number	Wire CSA	Wire Spec	Wire Material description	Wire Color Description	Wire Length	End2 Terminal Part Number	End2 Pin Name	End2 Connector
D	-	-	RC81-GA	3510362 R1	3.01	12.0	Thin Wall XLPE Primary Cable	WHITE	425.0	-	-	-
D	-	-	RF78-GA	3510360 R1	1.16	16.0	Thin Wall XLPE Primary Cable	WHITE	2125.0	-	-	-
D	-	-	81-GDA	3510362 R1	3.01	12.0	Thin Wall XLPE Primary Cable	WHITE	4900.0	-	F	2600
E	-	-	MB41DJ	3510329 R1	0.79	18.0	Thin Wall XLPE Primary Cable	TAN	2785.0	-	25	1703M
E	-	-	ET41D	3510329 R1	0.79	18.0	Thin Wall XLPE Primary Cable	TAN	1025.0	-	C	E01_3000
F	-	-	MB41EJ	3510329 R1	0.79	18.0	Thin Wall XLPE Primary Cable	TAN	2785.0	-	24	1703M
F	-	-	MC41E	3510329 R1	0.79	18.0	Thin Wall XLPE Primary Cable	TAN	2785.0	-	24	1703M
F	-	-	ET41E	3510329 R1	0.79	18.0	Thin Wall XLPE Primary Cable	TAN	1025.0	-	D	E01_3000

Connector Name 3200M
 Part Number 1661200C1
 Short Description IP/DOOR INTERCONNECT 2
 Instances B6.7/L9 - Door Pod Module (2 Door):Diagram1
 Mates 3200F




Name	Terminal Part Number	V-Min	Name	Wire Part Number	Wire CSA	Wire Spec	Wire Material description	Wire Color Description	Wire Length	End2 Terminal Part Number	End2 Pin Name	End2 Connector
C	-	-	RD81B	3510368 R1	3.01	12.0	Thin Wall XLPE Primary Cable	RED	2235.0	-	-	-
C	-	-	RG78V	3510302 R1	3.01	12.0	Thin Wall XLPE Primary Cable	LIGHT GREEN	2235.0	-	-	-
D	-	-	RC81-GA	3510362 R1	3.01	12.0	Thin Wall XLPE Primary Cable	WHITE	425.0	-	-	-
D	-	-	RF78-GA	3510360 R1	1.16	16.0	Thin Wall XLPE Primary Cable	WHITE	2125.0	-	-	-

Connector Name 3200M
 Part Number 1661200C1
 Short Description IP/DOOR INTERCONNECT 2
 Instances B6.7/L9 - Door Pod Module (4 Door):Diagram1
 Mates 3200F




Name	Terminal Part Number	V-Min	Name	Wire Part Number	Wire CSA	Wire Spec	Wire Material description	Wire Color Description	Wire Length	End2 Terminal Part Number	End2 Pin Name	End2 Connector
C	-	-	RD81B	3510368 R1	3.01	12.0	Thin Wall XLPE Primary Cable	RED	2235.0	-	-	-
C	-	-	RG78V	3510302 R1	3.01	12.0	Thin Wall XLPE Primary Cable	LIGHT GREEN	2235.0	-	-	-
D	-	-	RC81-GA	3510362 R1	3.01	12.0	Thin Wall XLPE Primary Cable	WHITE	425.0	-	-	-
D	-	-	RF78-GA	3510360 R1	1.16	16.0	Thin Wall XLPE Primary Cable	WHITE	2125.0	-	-	-

Connector Name 3201F
 Part Number 1667529C1
 Short Description DOOR/ IP COURTESY LIGHT
 Instances B6.7/L9 - Courtesy Light Crew Cab:Diagram1
 Mates 3400R




Name	Terminal Part Number	V-Min	Name	Wire Part Number	Wire CSA	Wire Spec	Wire Material description	Wire Color Description	Wire Length	End2 Terminal Part Number	End2 Pin Name	End2 Connector
A	-	-	F63C	3510353 R1	0.79	18.0	Thin Wall XLPE Primary Cable	DARK BLUE	1500.0	-	A	3400
B	-	-	F63-G	3510359 R1	0.79	18.0	Thin Wall XLPE Primary Cable	WHITE	1500.0	-	B	3400

Connector Name 3201F
 Part Number 1667529C1
 Short Description DOOR/ IP COURTESY LIGHT
 Instances B6.7/L9 - Courtesy Light Crew Cab:Diagram1
 Mates 3400L



Name	Terminal Part Number	V-Min	Name	Wire Part Number	Wire CSA	Wire Spec	Wire Material description	Wire Color Description	Wire Length	End2 Terminal Part Number	End2 Pin Name	End2 Connector
A	-	-	E63C	3510353 R1	0.79	18.0	Thin Wall XLPE Primary Cable	DARK BLUE	1500.0	-	A	3400
B	-	-	E63-G	3510359 R1	0.79	18.0	Thin Wall XLPE Primary Cable	WHITE	1500.0	-	B	3400


Connector Name 3201M
 Part Number 3709437C1
 Instances B6.7/L9 - Door Pod Module (2 Door):Diagram1
 Mates MODU-FRONT-DS_DOOR_POD-201 6-02-02A



Name	Terminal Part Number	V-Min	Name	Wire Part Number	Wire CSA	Wire Spec	Wire Material description	Wire Color Description	Wire Length	End2 Terminal Part Number	End2 Pin Name	End2 Connector
1	-	-	EC83A	3510301 R1	1.91	14.0	Thin Wall XLPE Primary Cable	LIGHT GREEN	1300.0	-	2	3100M
1	-	-	FC83A	3510301 R1	1.91	14.0	Thin Wall XLPE Primary Cable	LIGHT GREEN	1300.0	-	2	3100M
2	-	-	EC83B	3510301 R1	1.91	14.0	Thin Wall XLPE Primary Cable	LIGHT GREEN	1300.0	-	1	3100M
2	-	-	FC83B	3510301 R1	1.91	14.0	Thin Wall XLPE Primary Cable	LIGHT GREEN	1300.0	-	1	3100M

Name	Terminal Part Number	V-Min	Name	Wire Part Number	Wire CSA	Wire Spec	Wire Material description	Wire Color Description	Wire Length	End2 Terminal Part Number	End2 Pin Name	End2 Connector
3	-	-	FC81RA	3510301 R1	1.91	14.0	Thin Wall XLPE Primary Cable	LIGHT GREEN	1760.0	-	A	4101
3	-	-	EC81LA	3510301 R1	1.91	14.0	Thin Wall XLPE Primary Cable	LIGHT GREEN	1760.0	-	A	4101
4	-	-	EC81LB	3510301 R1	1.91	14.0	Thin Wall XLPE Primary Cable	LIGHT GREEN	1760.0	-	B	4101
4	-	-	FC81RB	3510301 R1	1.91	14.0	Thin Wall XLPE Primary Cable	LIGHT GREEN	1760.0	-	B	4101


Connector Name 3201M
 Part Number 3709437C1
 Instances B6.7/L9 - Door Pod Module (4 Door):Diagram1
 Mates MODU-FRONT-DS_DOOR_POD-201 6-02-02A



Name	Terminal Part Number	V-Min	Name	Wire Part Number	Wire CSA	Wire Spec	Wire Material description	Wire Color Description	Wire Length	End2 Terminal Part Number	End2 Pin Name	End2 Connector
1	-	-	EC83A	3510301 R1	1.91	14.0	Thin Wall XLPE Primary Cable	LIGHT GREEN	1300.0	-	2	3100M
1	-	-	FC83A	3510301 R1	1.91	14.0	Thin Wall XLPE Primary Cable	LIGHT GREEN	1300.0	-	2	3100M
2	-	-	EC83B	3510301 R1	1.91	14.0	Thin Wall XLPE Primary Cable	LIGHT GREEN	1300.0	-	1	3100M
2	-	-	FC83B	3510301 R1	1.91	14.0	Thin Wall XLPE Primary Cable	LIGHT GREEN	1300.0	-	1	3100M


Name	Terminal Part Number	V-Min	Name	Wire Part Number	Wire CSA	Wire Spec	Wire Material description	Wire Color Description	Wire Length	End2 Terminal Part Number	End2 Pin Name	End2 Connector
3	-	-	FC81RA	3510301 R1	1.91	14.0	Thin Wall XLPE Primary Cable	LIGHT GREEN	1760.0	-	A	4101
3	-	-	EC81LA	3510301 R1	1.91	14.0	Thin Wall XLPE Primary Cable	LIGHT GREEN	1760.0	-	A	4101
4	-	-	EC81LB	3510301 R1	1.91	14.0	Thin Wall XLPE Primary Cable	LIGHT GREEN	1760.0	-	B	4101
4	-	-	FC81RB	3510301 R1	1.91	14.0	Thin Wall XLPE Primary Cable	LIGHT GREEN	1760.0	-	B	4101

Connector Name 3201M
 Part Number 3709437C1
 Instances B6.7/L9 - Door Pod Module (4 Door):Diagram1
 Mates MODU-REAR-PS_DOOR_POD-2016 -02-02A




Name	Terminal Part Number	V-Min	Name	Wire Part Number	Wire CSA	Wire Spec	Wire Material description	Wire Color Description	Wire Length	End2 Terminal Part Number	End2 Pin Name	End2 Connector
1	-	-	F83A	3510301 R1	1.91	14.0	Thin Wall XLPE Primary Cable	LIGHT GREEN	705.0	-	2	3002M
2	-	-	F83B	3510301 R1	1.91	14.0	Thin Wall XLPE Primary Cable	LIGHT GREEN	705.0	-	1	3002M
3	-	-	F81A	3510301 R1	1.91	14.0	Thin Wall XLPE Primary Cable	LIGHT GREEN	1130.0	-	A	3112M
4	-	-	F81B	3510301 R1	1.91	14.0	Thin Wall XLPE Primary Cable	LIGHT GREEN	1130.0	-	B	3112M

Connector Name 3202L
 Part Number 1661200C1
 Instances B6.7 - CAN Layout:HMI Standard J1939 (125Kbps)
 Mates 3208F




Name	Terminal Part Number	V-Min	Name	Wire Part Number	Wire CSA	Wire Spec	Wire Material description	Wire Color Description	Wire Length	End2 Terminal Part Number	End2 Pin Name	End2 Connector
A	-	-	WIRE565807	-	0.0	-	-	-	0.0	-	PIN1	-
B	-	-	WIRE565806	-	0.0	-	-	-	0.0	-	X	-

Connector Name 3202L
 Part Number 1661200C1
 Short Description REAR LEFT DOOR
 Instances B6.7 - CAN Layout:HMI Standard J1939 (125Kbps)
 L9 - CAN Layout:HMI Standard J1939 (125Kbps)
 Mates 3208F



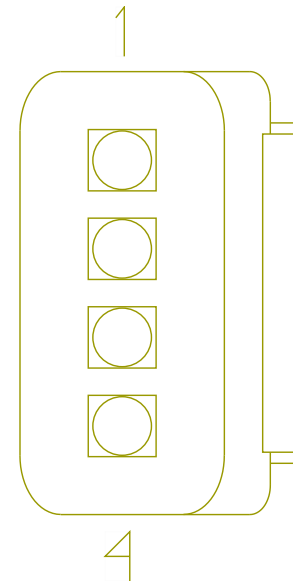
Name	Terminal Part Number	V-Min	Name	Wire Part Number	Wire CSA	Wire Spec	Wire Material description	Wire Color Description	Wire Length	End2 Terminal Part Number	End2 Pin Name	End2 Connector
A	-	-	WIRE565812	-	0.0	-	-	-	0.0	-	PIN1	-
A	-	-	WIRE565807	-	0.0	-	-	-	0.0	-	PIN1	-
B	-	-	WIRE565813	-	0.0	-	-	-	0.0	-	PIN1	-
B	-	-	WIRE565806	-	0.0	-	-	-	0.0	-	X	-

Connector Name 3202L
 Part Number 1661200C1
 Instances B6.7/L9 - Door Pod Module (4 Door):Diagram1
 Mates 3200F



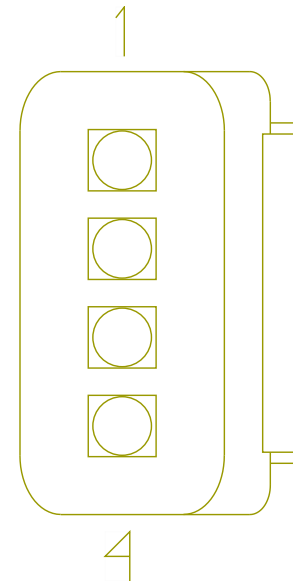
Name	Terminal Part Number	V-Min	Name	Wire Part Number	Wire CSA	Wire Spec	Wire Material description	Wire Color Description	Wire Length	End2 Terminal Part Number	End2 Pin Name	End2 Connector
C	-	-	81D	3510302 R1	3.01	12.0	Thin Wall XLPE Primary Cable	LIGHT GREEN	950.0	-	C	2600
D	-	-	81-GD	3510362 R1	3.01	12.0	Thin Wall XLPE Primary Cable	WHITE	950.0	-	E	2600

Connector Name 3202M
 Part Number 3820176C1
 Instances B6.7 - CAN Layout:HMI Standard J1939 (125Kbps)
 B6.7/L9 - Mirrors (Heated) (Door Pod Actuated, 2 Cab and 1 Hood Mirror Right Side Only):Diagram1
 B6.7/L9 - Mirrors (Heated) (Door Pod Actuated, 2 Cab and 1 Hood Mirror Right Side Only):Diagram2_20" Frame
 B6.7/L9 - Mirrors (Heated) (Door Pod Actuated, 2 Cab and 2 Hood Mirrors):Diagram1
 B6.7/L9 - Mirrors (Heated) (Door Pod Actuated, 2 Cab and 2 Hood Mirrors):Diagram2_20" Frame
 L9 - CAN Layout:HMI Standard J1939 (125Kbps)
 Mates MODU-DS_DOOR_POD-2016-01-0 2A



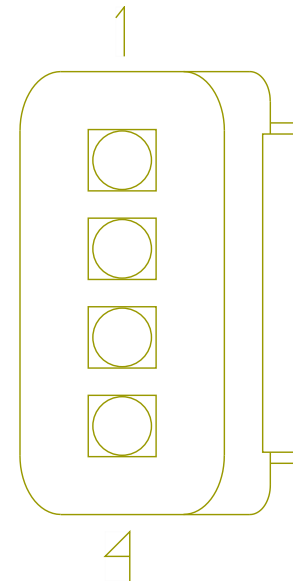
Name	Terminal Part Number	V-Min	Name	Wire Part Number	Wire CSA	Wire Spec	Wire Material description	Wire Color Description	Wire Length	End2 Terminal Part Number	End2 Pin Name	End2 Connector
2	-	-	WIRE196492	-	0.0	-	-	-	0.0	-	B	3200F
2	-	-	WIRE196494	-	0.0	-	-	-	0.0	-	B	3200F
2	-	-	WIRE565814	-	0.0	-	-	-	0.0	-	A	3208F
2	-	-	-	-	-	-	-	-	-	-	-	-
3	-	-	WIRE196493	-	0.0	-	-	-	0.0	-	A	3200F
3	-	-	WIRE196495	-	0.0	-	-	-	0.0	-	A	3200F
3	-	-	WIRE565815	-	0.0	-	-	-	0.0	-	B	3208F
3	-	-	-	-	-	-	-	-	-	-	-	-

Connector Name 3202M
 Part Number 3820176C1
 Instances B6.7/L9 - Door Pod Module (2 Door):Diagram1
 Mates MODU-FRONT-PS_DOOR_POD-201 6-01-02A



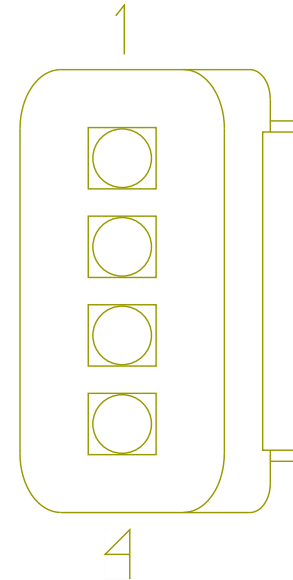
Name	Terminal Part Number	V-Min	Name	Wire Part Number	Wire CSA	Wire Spec	Wire Material description	Wire Color Description	Wire Length	End2 Terminal Part Number	End2 Pin Name	End2 Connector
1	-	-	FC81A	3510302 R1	3.01	12.0	Thin Wall XLPE Primary Cable	LIGHT GREEN	1245.0	-	C	3200F
2	-	-	-	-	-	-	-	-	-	-	-	-
3	-	-	-	-	-	-	-	-	-	-	-	-
4	-	-	FC81-GB	3510362 R1	3.01	12.0	Thin Wall XLPE Primary Cable	WHITE	1245.0	-	D	3200F

Connector Name 3202M
 Part Number 3820176C1
 Instances B6.7/L9 - Door Pod Module (2 Door):Diagram1
 Mates MODU-FRONT-DS_DOOR_POD-201 6-02-02A




Name	Terminal Part Number	V-Min	Name	Wire Part Number	Wire CSA	Wire Spec	Wire Material description	Wire Color Description	Wire Length	End2 Terminal Part Number	End2 Pin Name	End2 Connector
1	-	-	EC81B	3510302 R1	3.01	12.0	Thin Wall XLPE Primary Cable	LIGHT GREEN	1245.0	-	C	3200F
2	-	-	-	-	-	-	-	-	-	-	-	-
3	-	-	-	-	-	-	-	-	-	-	-	-
4	-	-	EC81-GA	3510362 R1	3.01	12.0	Thin Wall XLPE Primary Cable	WHITE	1245.0	-	D	3200F

Connector Name 3202M
 Part Number 3820176C1
 Instances B6.7/L9 - Door Pod Module (4 Door):Diagram1
 Mates MODU-FRONT-DS_DOOR_POD-201 6-02-02A




Name	Terminal Part Number	V-Min	Name	Wire Part Number	Wire CSA	Wire Spec	Wire Material description	Wire Color Description	Wire Length	End2 Terminal Part Number	End2 Pin Name	End2 Connector
1	-	-	EC81B	3510302 R1	3.01	12.0	Thin Wall XLPE Primary Cable	LIGHT GREEN	1245.0	-	C	3200F
2	-	-	-	-	-	-	-	-	-	-	-	-
3	-	-	-	-	-	-	-	-	-	-	-	-
4	-	-	EC81-GA	3510362 R1	3.01	12.0	Thin Wall XLPE Primary Cable	WHITE	1245.0	-	D	3200F

Connector Name 3202M
 Part Number 3820176C1
 Instances B6.7/L9 - Door Pod Module (4 Door):Diagram1
 Mates MODU-FRONT-PS_DOOR_POD-201 6-01-02A



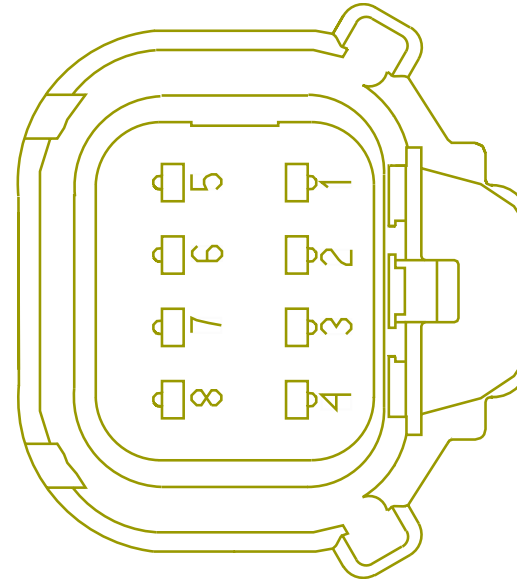
Name	Terminal Part Number	V-Min	Name	Wire Part Number	Wire CSA	Wire Spec	Wire Material description	Wire Color Description	Wire Length	End2 Terminal Part Number	End2 Pin Name	End2 Connector
1	-	-	F81D	3510302 R1	3.01	12.0	Thin Wall XLPE Primary Cable	LIGHT GREEN	1175.0	-	C	3200F
1	-	-	FC81A	3510302 R1	3.01	12.0	Thin Wall XLPE Primary Cable	LIGHT GREEN	1245.0	-	C	3200F
2	-	-	-	-	-	-	-	-	-	-	-	-
3	-	-	-	-	-	-	-	-	-	-	-	-
4	-	-	FC81-GB	3510362 R1	3.01	12.0	Thin Wall XLPE Primary Cable	WHITE	1245.0	-	D	3200F
4	-	-	F81-GB	3510362 R1	3.01	12.0	Thin Wall XLPE Primary Cable	WHITE	1175.0	-	D	3200F

Connector Name 3202R
 Part Number 1661200C1
 Instances L9 - CAN Layout:HMI Standard J1939 (125Kbps)
 Mates 3208F



Name	Terminal Part Number	V-Min	Name	Wire Part Number	Wire CSA	Wire Spec	Wire Material description	Wire Color Description	Wire Length	End2 Terminal Part Number	End2 Pin Name	End2 Connector
A	-	-	WIRE565812	-	0.0	-	-	-	0.0	-	PIN1	-
B	-	-	WIRE565813	-	0.0	-	-	-	0.0	-	PIN1	-

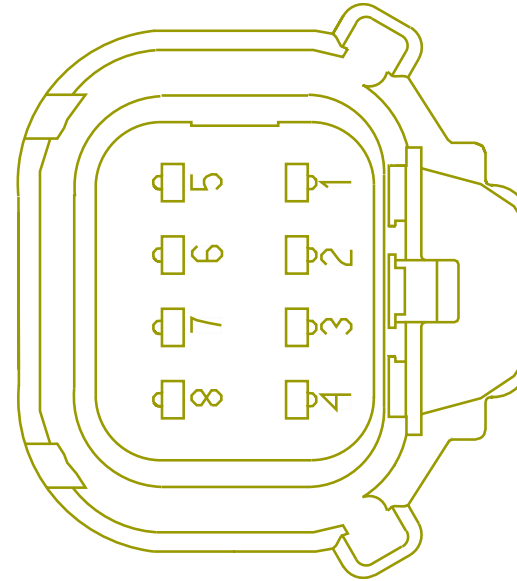
Connector Name 3203M
 Part Number 3709924C1
 Instances B6.7/L9 - Door Pod Module (2 Door):Diagram1
 Mates MODU-FRONT-PS_DOOR_POD-201 6-01-02A



Name	Terminal Part Number	V-Min	Name	Wire Part Number	Wire CSA	Wire Spec	Wire Material description	Wire Color Description	Wire Length	End2 Terminal Part Number	End2 Pin Name	End2 Connector
1	-	-	FA78AA	3510300 R1	1.16	16.0	Thin Wall XLPE Primary Cable	LIGHT GREEN	1130.0	-	G	3000M
4	-	-	FB78C	2643671 R1	0.79	18.0	Std. Wall XLPE Primary Cable	LIGHT GREEN	1130.0	-	B	3000M
5	-	-	FB78G	2643671 R1	0.79	18.0	Std. Wall XLPE Primary Cable	LIGHT GREEN	1130.0	-	A	3000M
6	-	-	FB78H	3510334 R1	0.53	20.0	Thin Wall XLPE Primary Cable	YELLOW 2	1130.0	-	F	3000M

Name	Terminal Part Number	V-Min	Name	Wire Part Number	Wire CSA	Wire Spec	Wire Material description	Wire Color Description	Wire Length	End2 Terminal Part Number	End2 Pin Name	End2 Connector
8	-	-	FA78-GF	3510360 R1	1.16	16.0	Thin Wall XLPE Primary Cable	WHITE	1130.0	-	H	3000M

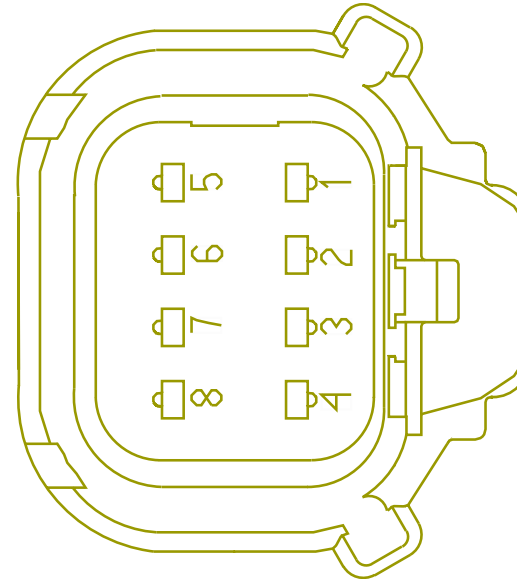
Connector Name 3203M
 Part Number 3709924C1
 Instances B6.7/L9 - Door Pod Module (2 Door):Diagram1
 Mates MODU-FRONT-DS_DOOR_POD-201 6-02-02A



Name	Terminal Part Number	V-Min	Name	Wire Part Number	Wire CSA	Wire Spec	Wire Material description	Wire Color Description	Wire Length	End2 Terminal Part Number	End2 Pin Name	End2 Connector
1	-	-	EA78AA	3510300 R1	1.16	16.0	Thin Wall XLPE Primary Cable	LIGHT GREEN	1130.0	-	G	3000M
4	-	-	EB78C	2643671 R1	0.79	18.0	Std. Wall XLPE Primary Cable	LIGHT GREEN	1130.0	-	B	3000M
5	-	-	EB78G	2643671 R1	0.79	18.0	Std. Wall XLPE Primary Cable	LIGHT GREEN	1130.0	-	A	3000M
6	-	-	EB78H	3510334 R1	0.53	20.0	Thin Wall XLPE Primary Cable	YELLOW 2	1130.0	-	F	3000M

Name	Terminal Part Number	V-Min	Name	Wire Part Number	Wire CSA	Wire Spec	Wire Material description	Wire Color Description	Wire Length	End2 Terminal Part Number	End2 Pin Name	End2 Connector
8	-	-	EA78-GF	3510360 R1	1.16	16.0	Thin Wall XLPE Primary Cable	WHITE	1130.0	-	H	3000M

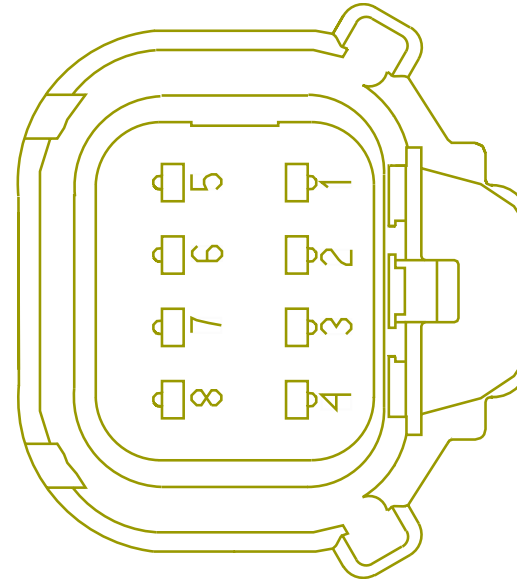
Connector Name 3203M
 Part Number 3709924C1
 Instances B6.7/L9 - Door Pod Module (4 Door):Diagram1
 Mates MODU-FRONT-PS_DOOR_POD-201 6-01-02A



Name	Terminal Part Number	V-Min	Name	Wire Part Number	Wire CSA	Wire Spec	Wire Material description	Wire Color Description	Wire Length	End2 Terminal Part Number	End2 Pin Name	End2 Connector
1	-	-	FA78AA	3510300 R1	1.16	16.0	Thin Wall XLPE Primary Cable	LIGHT GREEN	1130.0	-	G	3000M
4	-	-	FB78C	2643671 R1	0.79	18.0	Std. Wall XLPE Primary Cable	LIGHT GREEN	1130.0	-	B	3000M
5	-	-	FB78G	2643671 R1	0.79	18.0	Std. Wall XLPE Primary Cable	LIGHT GREEN	1130.0	-	A	3000M
6	-	-	FB78H	3510334 R1	0.53	20.0	Thin Wall XLPE Primary Cable	YELLOW 2	1130.0	-	F	3000M

Name	Terminal Part Number	V-Min	Name	Wire Part Number	Wire CSA	Wire Spec	Wire Material description	Wire Color Description	Wire Length	End2 Terminal Part Number	End2 Pin Name	End2 Connector
8	-	-	FA78-GF	3510360 R1	1.16	16.0	Thin Wall XLPE Primary Cable	WHITE	1130.0	-	H	3000M


Connector Name 3203M
 Part Number 3709924C1
 Instances B6.7/L9 - Door Pod Module (4 Door):Diagram1
 Mates MODU-FRONT-DS_DOOR_POD-201 6-02-02A



Name	Terminal Part Number	V-Min	Name	Wire Part Number	Wire CSA	Wire Spec	Wire Material description	Wire Color Description	Wire Length	End2 Terminal Part Number	End2 Pin Name	End2 Connector
1	-	-	EA78AA	3510300 R1	1.16	16.0	Thin Wall XLPE Primary Cable	LIGHT GREEN	1130.0	-	G	3000M
4	-	-	EB78C	2643671 R1	0.79	18.0	Std. Wall XLPE Primary Cable	LIGHT GREEN	1130.0	-	B	3000M
5	-	-	EB78G	2643671 R1	0.79	18.0	Std. Wall XLPE Primary Cable	LIGHT GREEN	1130.0	-	A	3000M
6	-	-	EB78H	3510334 R1	0.53	20.0	Thin Wall XLPE Primary Cable	YELLOW 2	1130.0	-	F	3000M


Name	Terminal Part Number	V-Min	Name	Wire Part Number	Wire CSA	Wire Spec	Wire Material description	Wire Color Description	Wire Length	End2 Terminal Part Number	End2 Pin Name	End2 Connector
8	-	-	EA78-GF	3510360 R1	1.16	16.0	Thin Wall XLPE Primary Cable	WHITE	1130.0	-	H	3000M

Connector Name 3204M
 Part Number 1661200C1
 Instances B6.7 - CAN Layout:HMI Standard J1939 (125Kbps)
 Mates 3200F




Name	Terminal Part Number	V-Min	Name	Wire Part Number	Wire CSA	Wire Spec	Wire Material description	Wire Color Description	Wire Length	End2 Terminal Part Number	End2 Pin Name	End2 Connector
A	-	-	WIRE1654	-	0.0	-	-	-	0.0	-	PIN1	-
B	-	-	WIRE1653	-	0.0	-	-	-	0.0	-	PIN1	-

Connector Name 3204M
 Part Number 1661200C1
 Short Description IP/DOOR INTERCONNECT 1
 Instances
 B6.7/L9 - Door Pod Module (2 Door):Diagram1
 B6.7/L9 - Door Pod Module (4 Door):Diagram1
 B6.7/L9 - Heated Mirrors (Hood with Door Pods):Diagram1
 B6.7/L9 - Mirrors (Heat) [Switch Pack Actuated includes Hood Mirrors]:Diagram1
 B6.7/L9 - Mirrors (Heat) [Switch Pack Actuated Relay Driven]:Diagram1
 B6.7/L9 - Remote Keyless Access:Diagram1
 B6.7/L9 - Vehicle Alarm System:Diagram1
 L9 - CAN Layout:HMI Standard J1939 (125Kbps)
 Mates 3200F



Name	Terminal Part Number	V-Min	Name	Wire Part Number	Wire CSA	Wire Spec	Wire Material description	Wire Color Description	Wire Length	End2 Terminal Part Number	End2 Pin Name	End2 Connect or
A	-	-	WIRE1654	-	0.0	-	-	-	0.0	-	PIN1	-
B	-	-	WIRE1653	-	0.0	-	-	-	0.0	-	PIN1	-
C	-	-	RC81A	3510302 R1	3.01	12.0	Thin Wall XLPE Primary Cable	LIGHT GREEN	3045.0	-	-	-
D	-	-	RD81-GB	3510362 R1	3.01	12.0	Thin Wall XLPE Primary Cable	WHITE	2005.0	-	-	-
D	-	-	RF78-GB	3510360 R1	1.16	16.0	Thin Wall XLPE Primary Cable	WHITE	975.0	-	-	-
D	-	-	RC81-GB	3510362 R1	3.01	12.0	Thin Wall XLPE Primary Cable	WHITE	2005.0	-	-	-

Connector Name 3205F
 Part Number 1667529C1
 Instances B6.7/L9 - Courtesy Light Crew Cab:Diagram1
 B6.7/L9 - Courtesy Light Day Cab:Diagram1
 B6.7/L9 - Speakers:Four Speakers Daycab BT n/QC:Diagram1
 B6.7/L9 - Speakers:Four Speakers Daycab n/BT n/QC:Diagram1
 B6.7/L9 - Speakers:Four Speakers Daycab n/BT w/
 QC:Diagram1
 B6.7/L9 - Speakers:Four Speakers Daycab w/BT w/
 QC:Diagram1
 B6.7/L9 - Speakers:Two Speakers Daycab BT n/QC:Diagram1
 B6.7/L9 - Speakers:Two Speakers Daycab n/BT n/QC:Diagram1
 B6.7/L9 - Speakers:Two Speakers n/BT w/QC:Diagram1
 B6.7/L9 - Speakers:Two Speakers w/BT w/QC:Diagram1
 Mates 3205M




Name	Terminal Part Number	V-Min	Name	Wire Part Number	Wire CSA	Wire Spec	Wire Material description	Wire Color Description	Wire Length	End2 Terminal Part Number	End2 Pin Name	End2 Connector
A	-	-	ED63BB	3510353 R1	0.79	18.0	Thin Wall XLPE Primary Cable	DARK BLUE	1200.0	-	A	3400
B	-	-	ED63-G	3510359 R1	0.79	18.0	Thin Wall XLPE Primary Cable	WHITE	1200.0	-	B	3400
C	-	-	SQ86H	3510299 R1	0.79	18.0	Thin Wall XLPE Primary Cable	LIGHT GREEN	1235.0	-	13	1300
C	-	-	ES86H	2643671 R1	0.79	18.0	Std. Wall XLPE Primary Cable	LIGHT GREEN	1050.0	-	A	E01_330 OM

Name	Terminal Part Number	V-Min	Name	Wire Part Number	Wire CSA	Wire Spec	Wire Material description	Wire Color Description	Wire Length	End2 Terminal Part Number	End2 Pin Name	End2 Connector
D	-	-	SQ86J	3510299 R1	0.79	18.0	Thin Wall XLPE Primary Cable	LIGHT GREEN	1235.0	-	14	1300
D	-	-	ES86J	2643671 R1	0.79	18.0	Std. Wall XLPE Primary Cable	LIGHT GREEN	1050.0	-	B	E01_330 0M


Connector Name 3205F
 Part Number 1667529C1
 Short Description DOOR/ IP COURTESY LIGHT AND SPEAKER
 Instances
 B6.7/L9 - Courtesy Light Crew Cab:Diagram1
 B6.7/L9 - Courtesy Light Day Cab:Diagram1
 B6.7/L9 - Speakers:Four Speakers Daycab BT n/QC:Diagram1
 B6.7/L9 - Speakers:Four Speakers Daycab n/BT n/QC:Diagram1
 B6.7/L9 - Speakers:Four Speakers Daycab n/BT w/
 QC:Diagram1
 B6.7/L9 - Speakers:Four Speakers Daycab w/BT w/
 QC:Diagram1
 B6.7/L9 - Speakers:Two Speakers Daycab BT n/QC:Diagram1
 B6.7/L9 - Speakers:Two Speakers Daycab n/BT n/QC:Diagram1
 B6.7/L9 - Speakers:Two Speakers n/BT w/QC:Diagram1
 B6.7/L9 - Speakers:Two Speakers w/BT w/QC:Diagram1

Mates 3206M



Name	Terminal Part Number	V-Min	Name	Wire Part Number	Wire CSA	Wire Spec	Wire Material description	Wire Color Description	Wire Length	End2 Terminal Part Number	End2 Pin Name	End2 Connector
A	-	-	WJ63BC	3510353 R1	0.79	18.0	Thin Wall XLPE Primary Cable	DARK BLUE	2255.0	-	X	-
B	-	-	AE11-GK	3510359 R1	0.79	18.0	Thin Wall XLPE Primary Cable	WHITE	1935.0	-	-	-
C	-	-	FS86K	2643671 R1	0.79	18.0	Std. Wall XLPE Primary Cable	LIGHT GREEN	1050.0	-	A	E01_330 OMR
D	-	-	FS86L	2643671 R1	0.79	18.0	Std. Wall XLPE Primary Cable	LIGHT GREEN	1050.0	-	B	E01_330 OMR

Connector Name 3205M
 Part Number 1667305C1
 Instances
 B6.7/L9 - Courtesy Light Crew Cab:Diagram1
 B6.7/L9 - Courtesy Light Day Cab:Diagram1
 B6.7/L9 - Speakers:Four Speakers Daycab BT n/QC:Diagram1
 B6.7/L9 - Speakers:Four Speakers Daycab n/BT n/QC:Diagram1
 B6.7/L9 - Speakers:Four Speakers Daycab n/BT w/
 QC:Diagram1
 B6.7/L9 - Speakers:Four Speakers Daycab w/BT w/
 QC:Diagram1
 B6.7/L9 - Speakers:Two Speakers Daycab BT n/QC:Diagram1
 B6.7/L9 - Speakers:Two Speakers Daycab n/BT n/QC:Diagram1
 B6.7/L9 - Speakers:Two Speakers n/BT w/QC:Diagram1
 B6.7/L9 - Speakers:Two Speakers w/BT w/QC:Diagram1
 Mates 3205F




Name	Terminal Part Number	V-Min	Name	Wire Part Number	Wire CSA	Wire Spec	Wire Material description	Wire Color Description	Wire Length	End2 Terminal Part Number	End2 Pin Name	End2 Connector
A	-	-	WJ63BB	3510353 R1	0.79	18.0	Thin Wall XLPE Primary Cable	DARK BLUE	190.0	-	X	-
A	-	-	WG63BB	3510353 R1	0.79	18.0	Thin Wall XLPE Primary Cable	DARK BLUE	190.0	-	X	-
B	-	-	AE11-G	3510359 R1	0.79	18.0	Thin Wall XLPE Primary Cable	WHITE	510.0	-	-	-
B	-	-	AD11-G	3510359 R1	0.79	18.0	Thin Wall XLPE Primary Cable	WHITE	510.0	-	-	-

Name	Terminal Part Number	V-Min	Name	Wire Part Number	Wire CSA	Wire Spec	Wire Material description	Wire Color Description	Wire Length	End2 Terminal Part Number	End2 Pin Name	End2 Connector
C	-	-	ES86H	2643671 R1	0.79	18.0	Std. Wall XLPE Primary Cable	LIGHT GREEN	1050.0	-	A	E01_3300M
C	-	-	SQ86H	3510299 R1	0.79	18.0	Thin Wall XLPE Primary Cable	LIGHT GREEN	1235.0	-	13	1300
C	-	-	MQ86HB	3510299 R1	0.79	18.0	Thin Wall XLPE Primary Cable	LIGHT GREEN	270.0	-	F	1916A
D	-	-	ES86J	2643671 R1	0.79	18.0	Std. Wall XLPE Primary Cable	LIGHT GREEN	1050.0	-	B	E01_3300M
D	-	-	SQ86J	3510299 R1	0.79	18.0	Thin Wall XLPE Primary Cable	LIGHT GREEN	1235.0	-	14	1300
D	-	-	MQ86JB	3510299 R1	0.79	18.0	Thin Wall XLPE Primary Cable	LIGHT GREEN	270.0	-	G	1916A

Connector Name 3206M
 Part Number 1667305C1
 Short Description I/P DOOR COURTESY LIGHT & SPEAKER
 Instances
 B6.7/L9 - Courtesy Light Crew Cab:Diagram1
 B6.7/L9 - Courtesy Light Day Cab:Diagram1
 B6.7/L9 - Speakers:Four Speakers Daycab BT n/QC:Diagram1
 B6.7/L9 - Speakers:Four Speakers Daycab n/BT n/QC:Diagram1
 B6.7/L9 - Speakers:Four Speakers Daycab n/BT w/
 QC:Diagram1
 B6.7/L9 - Speakers:Four Speakers Daycab w/BT w/
 QC:Diagram1
 B6.7/L9 - Speakers:Two Speakers Daycab BT n/QC:Diagram1
 B6.7/L9 - Speakers:Two Speakers Daycab n/BT n/QC:Diagram1
 B6.7/L9 - Speakers:Two Speakers n/BT w/QC:Diagram1
 B6.7/L9 - Speakers:Two Speakers w/BT w/QC:Diagram1

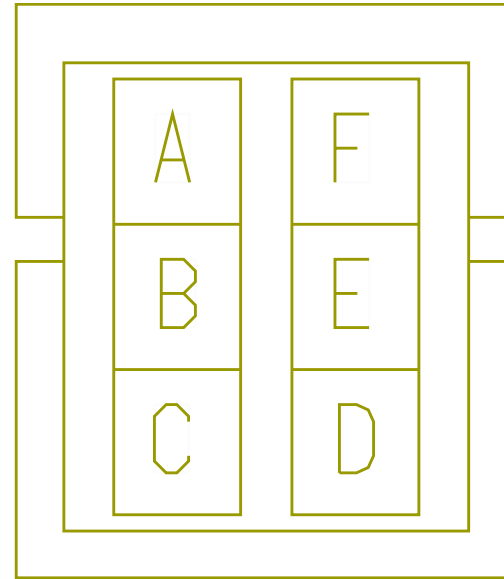
Mates 3205F



Name	Terminal Part Number	V-Min	Name	Wire Part Number	Wire CSA	Wire Spec	Wire Material description	Wire Color Description	Wire Length	End2 Terminal Part Number	End2 Pin Name	End2 Connector
A	-	-	FD63BC	3510353 R1	0.79	18.0	Thin Wall XLPE Primary Cable	DARK BLUE	1200.0	-	A	3400
B	-	-	FD63-GK	3510359 R1	0.79	18.0	Thin Wall XLPE Primary Cable	WHITE	1200.0	-	B	3400
C	-	-	SQ86K	3510299 R1	0.79	18.0	Thin Wall XLPE Primary Cable	LIGHT GREEN	1650.0	-	11	1300
C	-	-	MQ86K	3510299 R1	0.79	18.0	Thin Wall XLPE Primary Cable	LIGHT GREEN	1650.0	-	11	1300

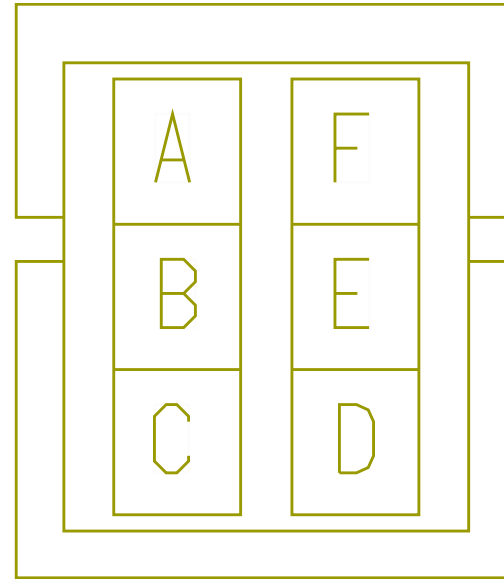
Name	Terminal Part Number	V-Min	Name	Wire Part Number	Wire CSA	Wire Spec	Wire Material description	Wire Color Description	Wire Length	End2 Terminal Part Number	End2 Pin Name	End2 Connector
D	-	-	SQ86L	3510299 R1	0.79	18.0	Thin Wall XLPE Primary Cable	LIGHT GREEN	1650.0	-	12	1300
D	-	-	MQ86L	3510299 R1	0.79	18.0	Thin Wall XLPE Primary Cable	LIGHT GREEN	1650.0	-	12	1300

Connector Name 3208F
 Part Number 1661201C1
 Short Description DOOR/IP INTERCONNECT
 Instances B6.7 - CAN Layout:HMI Standard J1939 (125Kbps)
 L9 - CAN Layout:HMI Standard J1939 (125Kbps)
 Mates 3202L



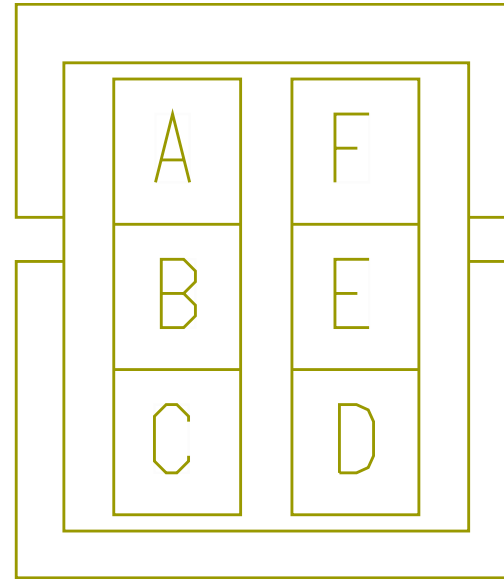
Name	Terminal Part Number	V-Min	Name	Wire Part Number	Wire CSA	Wire Spec	Wire Material description	Wire Color Description	Wire Length	End2 Terminal Part Number	End2 Pin Name	End2 Connector
A	-	-	WIRE565814	-	0.0	-	-	-	0.0	-	2	3202M
A	-	-	WIRE565811	-	0.0	-	-	-	0.0	-	2	3210M
B	-	-	WIRE565815	-	0.0	-	-	-	0.0	-	3	3202M
B	-	-	WIRE565810	-	0.0	-	-	-	0.0	-	3	3210M

Connector Name 3208F
 Part Number 1661201C1
 Instances B6.7 - CAN Layout:HMI Standard J1939 (125Kbps)
 Mates 3202L




Name	Terminal Part Number	V-Min	Name	Wire Part Number	Wire CSA	Wire Spec	Wire Material description	Wire Color Description	Wire Length	End2 Terminal Part Number	End2 Pin Name	End2 Connector
A	-	-	WIRE565811	-	0.0	-	-	-	0.0	-	2	3210M
B	-	-	WIRE565810	-	0.0	-	-	-	0.0	-	3	3210M

Connector Name 3208F
 Part Number 1661201C1
 Instances L9 - CAN Layout:HMI Standard J1939 (125Kbps)
 Mates 3202R




Name	Terminal Part Number	V-Min	Name	Wire Part Number	Wire CSA	Wire Spec	Wire Material description	Wire Color Description	Wire Length	End2 Terminal Part Number	End2 Pin Name	End2 Connector
A	-	-	WIRE565814	-	0.0	-	-	-	0.0	-	2	3202M
B	-	-	WIRE565815	-	0.0	-	-	-	0.0	-	3	3202M

Connector Name 3209M
 Part Number 3709437C1
 Instances B6.7/L9 - Door Pod Module (4 Door):Diagram1
 Mates MODU-REAR-DS_DOOR_POD-2016 -02-02A



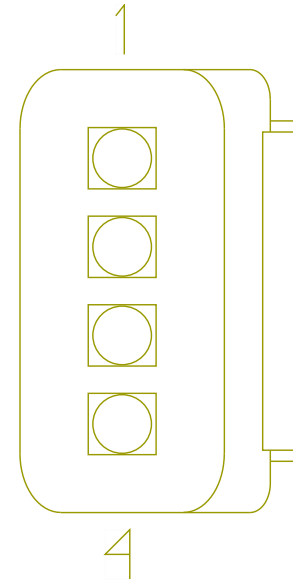
Name	Terminal Part Number	V-Min	Name	Wire Part Number	Wire CSA	Wire Spec	Wire Material description	Wire Color Description	Wire Length	End2 Terminal Part Number	End2 Pin Name	End2 Connector
1	-	-	E83A	3510301 R1	1.91	14.0	Thin Wall XLPE Primary Cable	LIGHT GREEN	705.0	-	2	3002M
2	-	-	E83B	3510301 R1	1.91	14.0	Thin Wall XLPE Primary Cable	LIGHT GREEN	705.0	-	1	3002M
3	-	-	E81A	3510301 R1	1.91	14.0	Thin Wall XLPE Primary Cable	LIGHT GREEN	1130.0	-	A	4101
4	-	-	E81B	3510301 R1	1.91	14.0	Thin Wall XLPE Primary Cable	LIGHT GREEN	1130.0	-	B	4101

Connector Name 320
 Part Number RING-M-8_0
 Instances B6.7 - Bosch LH160_LH200 Alternator:Diagram1-Combination1
 B6.7 - Cranking (Starter) GEN4 BODY CONTROL MODULE W/
 O Thermal Overcrank:Diagram1-Combination4



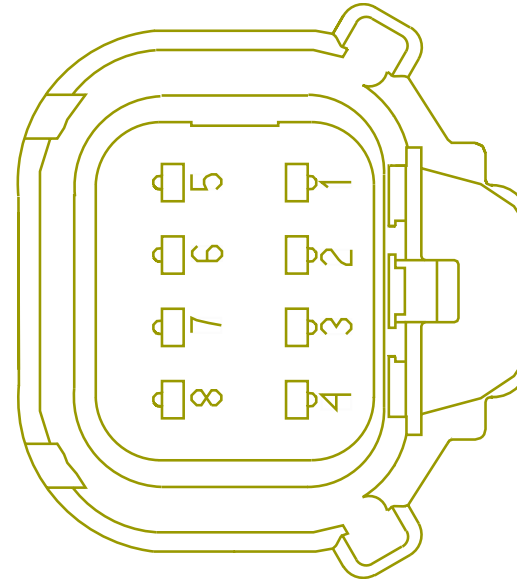
Name	Terminal Part Number	V-Min	Name	Wire Part Number	Wire CSA	Wire Spec	Wire Material description	Wire Color Description	Wire Length	End2 Terminal Part Number	End2 Pin Name	End2 Connector
A	-	-	BD2	3592739 R1	32.19	2.0	Std. Wall XLPE Battery Cable	RED	1255.0	-	X	-

Connector Name 3210M
 Part Number 3820176C1
 Instances B6.7 - CAN Layout:HMI Standard J1939 (125Kbps)
 B6.7/L9 - Door Pod Module (4 Door):Diagram1
 L9 - CAN Layout:HMI Standard J1939 (125Kbps)
 Mates MODU-REAR-DS_DOOR_POD-2016 -02-02A




Name	Terminal Part Number	V-Min	Name	Wire Part Number	Wire CSA	Wire Spec	Wire Material description	Wire Color Description	Wire Length	End2 Terminal Part Number	End2 Pin Name	End2 Connector
1	-	-	E81D	3510302 R1	3.01	12.0	Thin Wall XLPE Primary Cable	LIGHT GREEN	1175.0	-	C	3200F
2	-	-	WIRE565 811	-	0.0	-	-	-	0.0	-	A	3208F
2	-	-	-	-	-	-	-	-	-	-	-	-
3	-	-	WIRE565 810	-	0.0	-	-	-	0.0	-	B	3208F
3	-	-	-	-	-	-	-	-	-	-	-	-
4	-	-	E81-GB	3510362 R1	3.01	12.0	Thin Wall XLPE Primary Cable	WHITE	1175.0	-	D	3200F

Connector Name 3211M
 Part Number 3709924C1
 Instances B6.7/L9 - Door Pod Module (4 Door):Diagram1
 Mates MODU-REAR-DS_DOOR_POD-2016 -02-02A




Name	Terminal Part Number	V-Min	Name	Wire Part Number	Wire CSA	Wire Spec	Wire Material description	Wire Color Description	Wire Length	End2 Terminal Part Number	End2 Pin Name	End2 Connector
2	-	-	E11-G	3510359 R1	0.79	18.0	Thin Wall XLPE Primary Cable	WHITE	0.0	-	7	3211M
7	-	-	E11-G	3510359 R1	0.79	18.0	Thin Wall XLPE Primary Cable	WHITE	0.0	-	2	3211M

Connector Name 330
 Part Number RING-M-8_0
 Instances B6.7 - Bosch LH160_LH200 Alternator:Diagram1-Combination2
 B6.7 - Cranking (Starter) GEN4 BODY CONTROL MODULE W/
 O Thermal Overcrank:Diagram1-Combination5
 B6.7 - Delco Remy 28SI Alternator W/Sensor:Diagram1
 Mates DEV-Bosch_LH160_LG200_Alte rnator- 4004-01-01A




Name	Terminal Part Number	V-Min	Name	Wire Part Number	Wire CSA	Wire Spec	Wire Material description	Wire Color Description	Wire Length	End2 Terminal Part Number	End2 Pin Name	End2 Connector
A	-	-	VE2	3592740 R1	39.43	1.0	Std. Wall XLPE Battery Cable	RED	1335.0	-	X	-

Connector Name 3400L
 Part Number 1667305C1
 Short Description REAR LEFT DOOR #2
 Instances B6.7/L9 - Courtesy Light Crew Cab:Diagram1
 Mates 3201F



Name	Terminal Part Number	V-Min	Name	Wire Part Number	Wire CSA	Wire Spec	Wire Material description	Wire Color Description	Wire Length	End2 Terminal Part Number	End2 Pin Name	End2 Connector
A	-	-	W63CB	3510353 R1	0.79	18.0	Thin Wall XLPE Primary Cable	DARK BLUE	620.0	-	X	-
B	-	-	W63-GD	3510359 R1	0.79	18.0	Thin Wall XLPE Primary Cable	WHITE	590.0	-	X	-

Connector Name 3400R
 Part Number 1667305C1
 Short Description REAR RIGHT DOOR #2
 Instances B6.7/L9 - Courtesy Light Crew Cab:Diagram1
 Mates 3201F



Name	Terminal Part Number	V-Min	Name	Wire Part Number	Wire CSA	Wire Spec	Wire Material description	Wire Color Description	Wire Length	End2 Terminal Part Number	End2 Pin Name	End2 Connector
A	-	-	W63CC	3510353 R1	0.79	18.0	Thin Wall XLPE Primary Cable	DARK BLUE	4570.0	-	X	-
B	-	-	W63-GE	3510359 R1	0.79	18.0	Thin Wall XLPE Primary Cable	WHITE	4540.0	-	X	-


Connector Name 3400
 Part Number 1661259C1
 Instances B6.7/L9 - Courtesy Light Crew Cab:Diagram1
 B6.7/L9 - Courtesy Light Day Cab:Diagram1
 Mates LT-LR_COURTESY-2006-01-02A



Name	Terminal Part Number	V-Min	Name	Wire Part Number	Wire CSA	Wire Spec	Wire Material description	Wire Color Description	Wire Length	End2 Terminal Part Number	End2 Pin Name	End2 Connector
A	-	-	ED63BB	3510353 R1	0.79	18.0	Thin Wall XLPE Primary Cable	DARK BLUE	1200.0	-	A	3205F
A	-	-	FD63BC	3510353 R1	0.79	18.0	Thin Wall XLPE Primary Cable	DARK BLUE	1200.0	-	A	3206M
A	-	-	F63C	3510353 R1	0.79	18.0	Thin Wall XLPE Primary Cable	DARK BLUE	1500.0	-	A	3201F
A	-	-	E63C	3510353 R1	0.79	18.0	Thin Wall XLPE Primary Cable	DARK BLUE	1500.0	-	A	3201F


Name	Terminal Part Number	V-Min	Name	Wire Part Number	Wire CSA	Wire Spec	Wire Material description	Wire Color Description	Wire Length	End2 Terminal Part Number	End2 Pin Name	End2 Connect or
B	-	-	FD63-GK	3510359 R1	0.79	18.0	Thin Wall XLPE Primary Cable	WHITE	1200.0	-	B	3206M
B	-	-	ED63-G	3510359 R1	0.79	18.0	Thin Wall XLPE Primary Cable	WHITE	1200.0	-	B	3205F
B	-	-	F63-G	3510359 R1	0.79	18.0	Thin Wall XLPE Primary Cable	WHITE	1500.0	-	B	3201F
B	-	-	E63-G	3510359 R1	0.79	18.0	Thin Wall XLPE Primary Cable	WHITE	1500.0	-	B	3201F

Connector Name 344F
 Part Number 1661197C1
 Instances B6.7 - Lane Departure Warning - (Bendix Fusion N/ Safety Direct):Diagram1-Combination1
 B6.7 - Lane Departure Warning - (Bendix Fusion N/ Safety Direct):Diagram1-Combination2
 L9 - Lane Departure Warning - (Bendix Fusion N/ Safety Direct):Diagram1-Combination1
 L9 - Lane Departure Warning - (Bendix Fusion N/ Safety Direct):Diagram1-Combination2
 Mates SPKR-LEFT_BENDIX_FUSION-30 20-02-01A




Name	Terminal Part Number	V-Min	Name	Wire Part Number	Wire CSA	Wire Spec	Wire Material description	Wire Color Description	Wire Length	End2 Terminal Part Number	End2 Pin Name	End2 Connector
A	-	-	GREENL	2643671 R1	0.79	18.0	Std. Wall XLPE Primary Cable	LIGHT GREEN	1060.0	-	E	2500M
B	-	-	YELLOWL	2643801 R1	0.79	18.0	Std. Wall XLPE Primary Cable	YELLOW 2	1060.0	-	F	2500M

Connector Name 345F
 Part Number 1661197C1
 Instances B6.7 - Lane Departure Warning - (Bendix Fusion N/ Safety Direct):Diagram1-Combination1
 B6.7 - Lane Departure Warning - (Bendix Fusion N/ Safety Direct):Diagram1-Combination2
 L9 - Lane Departure Warning - (Bendix Fusion N/ Safety Direct):Diagram1-Combination1
 L9 - Lane Departure Warning - (Bendix Fusion N/ Safety Direct):Diagram1-Combination2
 Mates SPKR-RIGHT_BENDIX_FUSION-3 020-02-01A




Name	Terminal Part Number	V-Min	Name	Wire Part Number	Wire CSA	Wire Spec	Wire Material description	Wire Color Description	Wire Length	End2 Terminal Part Number	End2 Pin Name	End2 Connector
A	-	-	GREENR	2643671 R1	0.79	18.0	Std. Wall XLPE Primary Cable	LIGHT GREEN	1650.0	-	-	-
A	-	-	GREENR	2643671 R1	0.79	18.0	Std. Wall XLPE Primary Cable	LIGHT GREEN	1650.0	-	G	2500M
B	-	-	YELLOWR	2643801 R1	0.79	18.0	Std. Wall XLPE Primary Cable	YELLOW 2	853.0	-	-	-

Connector Name 3500B
 Part Number 239808R1
 Instances B6.7/L9 - Door Ajar Reminder(Entry /Exit):4 Door:Diagram1
 Mates SW-LR_DOOR-2030-01-02A




Name	Terminal Part Number	V-Min	Name	Wire Part Number	Wire CSA	Wire Spec	Wire Material description	Wire Color Description	Wire Length	End2 Terminal Part Number	End2 Pin Name	End2 Connector
A	-	-	63A	2643721 R1	1.16	16.0	Std. Wall XLPE Primary Cable	DARK BLUE	2320.0	-	-	-

Connector Name 3500
 Part Number 239808R1
 Instances B6.7/L9 - Door Ajar Reminder(Entry /Exit):4 Door:Diagram1
 Mates SW-RR_DOOR-2030-01-02A




Name	Terminal Part Number	V-Min	Name	Wire Part Number	Wire CSA	Wire Spec	Wire Material description	Wire Color Description	Wire Length	End2 Terminal Part Number	End2 Pin Name	End2 Connector
A	-	-	63A	2643721 R1	1.16	16.0	Std. Wall XLPE Primary Cable	DARK BLUE	2320.0	-	X	-

Connector Name 3501B
 Part Number 239808R1
 Instances B6.7/L9 - Door Ajar Reminder(Entry /Exit):4 Door:Diagram1
 Mates SW-LR_DOOR-2030-01-02A




Name	Terminal Part Number	V-Min	Name	Wire Part Number	Wire CSA	Wire Spec	Wire Material description	Wire Color Description	Wire Length	End2 Terminal Part Number	End2 Pin Name	End2 Connector
A	-	-	9A	2643680 R1	1.16	16.0	Std. Wall XLPE Primary Cable	GREY	2300.0	-	-	-

Connector Name 3501
 Part Number 239808R1
 Instances B6.7/L9 - Door Ajar Reminder(Entry /Exit):4 Door:Diagram1
 Mates SW-RR_DOOR-2030-01-02A




Name	Terminal Part Number	V-Min	Name	Wire Part Number	Wire CSA	Wire Spec	Wire Material description	Wire Color Description	Wire Length	End2 Terminal Part Number	End2 Pin Name	End2 Connector
A	-	-	9A	2643680 R1	1.16	16.0	Std. Wall XLPE Primary Cable	GREY	2300.0	-	X	-

Connector Name 3502B
 Part Number 239808R1
 Instances B6.7/L9 - Compressed Air Supply:Diagram1
 B6.7/L9 - Door Ajar Reminder (Entry/Exit) 2 Door:Diagram1
 B6.7/L9 - Door Ajar Reminder(Entry /Exit):4 Door:Diagram1
 Mates SW-LF_DOOR-2030-01-01A




Name	Terminal Part Number	V-Min	Name	Wire Part Number	Wire CSA	Wire Spec	Wire Material description	Wire Color Description	Wire Length	End2 Terminal Part Number	End2 Pin Name	End2 Connector
A	-	-	9B	2643680 R1	1.16	16.0	Std. Wall XLPE Primary Cable	GREY	1200.0	-	X	-
A	-	-	9B	2643680 R1	1.16	16.0	Std. Wall XLPE Primary Cable	GREY	1200.0	-	-	-

Connector Name 3502
 Part Number 239808R1
 Instances B6.7/L9 - Compressed Air Supply:Diagram1
 B6.7/L9 - Door Ajar Reminder (Entry/Exit) 2 Door:Diagram1
 B6.7/L9 - Door Ajar Reminder(Entry /Exit):4 Door:Diagram1
 Mates SW-RF_DOOR-2030-01-01A




Name	Terminal Part Number	V-Min	Name	Wire Part Number	Wire CSA	Wire Spec	Wire Material description	Wire Color Description	Wire Length	End2 Terminal Part Number	End2 Pin Name	End2 Connector
A	-	-	9B	2643680 R1	1.16	16.0	Std. Wall XLPE Primary Cable	GREY	1200.0	-	-	-
A	-	-	9B	2643680 R1	1.16	16.0	Std. Wall XLPE Primary Cable	GREY	1200.0	-	X	-

Connector Name 3503B
 Part Number 239808R1
 Instances B6.7/L9 - Compressed Air Supply:Diagram1
 B6.7/L9 - Door Ajar Reminder (Entry/Exit) 2 Door:Diagram1
 B6.7/L9 - Door Ajar Reminder(Entry /Exit):4 Door:Diagram1
 Mates SW-LF_DOOR-2030-01-01A




Name	Terminal Part Number	V-Min	Name	Wire Part Number	Wire CSA	Wire Spec	Wire Material description	Wire Color Description	Wire Length	End2 Terminal Part Number	End2 Pin Name	End2 Connector
A	-	-	63B	2643721 R1	1.16	16.0	Std. Wall XLPE Primary Cable	DARK BLUE	1180.0	-	-	-

Connector Name 3503
 Part Number 239808R1
 Instances B6.7/L9 - Compressed Air Supply:Diagram1
 B6.7/L9 - Door Ajar Reminder (Entry/Exit) 2 Door:Diagram1
 B6.7/L9 - Door Ajar Reminder(Entry /Exit):4 Door:Diagram1
 Mates SW-RF_DOOR-2030-01-01A




Name	Terminal Part Number	V-Min	Name	Wire Part Number	Wire CSA	Wire Spec	Wire Material description	Wire Color Description	Wire Length	End2 Terminal Part Number	End2 Pin Name	End2 Connector
A	-	-	63B	2643721 R1	1.16	16.0	Std. Wall XLPE Primary Cable	DARK BLUE	1180.0	-	X	-

Connector Name 400A
 Part Number RING-M-8_0
 Instances B6.7 - Cranking (Starter) GEN4 BODY CONTROL MODULE W/
 O Thermal Overcrank:Diagram1-Combination2
 B6.7 - Leece-Neville AVI160 Alternator:Diagram1-Combination2
 Mates DEV-Leece_Neville_AVI_160_Alternator-4004-01-02A




Name	Terminal Part Number	V-Min	Name	Wire Part Number	Wire CSA	Wire Spec	Wire Material description	Wire Color Description	Wire Length	End2 Terminal Part Number	End2 Pin Name	End2 Connector
A	-	-	WA2-G	3592741 R1	32.19	2.0	Std. Wall XLPE Battery Cable	WHITE	1390.0	-	A	J2

Connector Name 400
 Part Number RING-M-8_0
 Instances B6.7 - Cranking (Starter) GEN4 BODY CONTROL MODULE W/
 O Thermal Overcrank:Diagram1-Combination1
 B6.7 - Leece-Neville - LN 325A Alternator W/Sensor:Diagram1
 B6.7 - Leece-Neville AVI160 Alternator:Diagram1-Combination1
 B6.7 - Leece-Neville AVI160-210A/240A Alternator W/
 Sensor:Diagram1



Name	Terminal Part Number	V-Min	Name	Wire Part Number	Wire CSA	Wire Spec	Wire Material description	Wire Color Description	Wire Length	End2 Terminal Part Number	End2 Pin Name	End2 Connector
A	-	-	VH2-G	2645934 R1	39.43	1.0	SGR 125	BLACK	2880.0	-	A	J2
A	-	-	VC2-G	3592742 R1	39.43	1.0	Std. Wall XLPE Battery Cable	WHITE	1390.0	-	A	J2

Connector Name 400
 Part Number 3543733C1
 Instances B6.7/L9 - Park / Turn Lights Splice Packs
 1623/1625/400:Diagram1
 Mates SP-TURN_SIGNAL_SPLICE_PACK -B000-10-A1

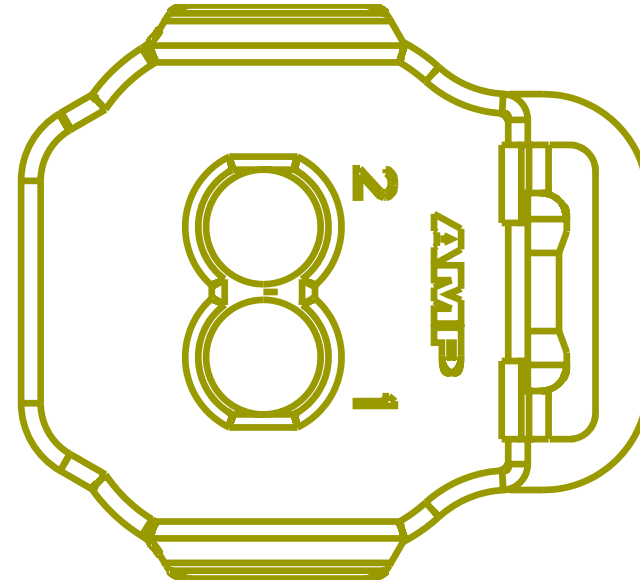


Name	Terminal Part Number	V-Min	Name	Wire Part Number	Wire CSA	Wire Spec	Wire Material description	Wire Color Description	Wire Length	End2 Terminal Part Number	End2 Pin Name	End2 Connector
A	-	-	YU57A	3510318 R1	1.16	16.0	Thin Wall XLPE Primary Cable	ORANGE	815.0	-	-	-
C	-	-	YX57BC	3510300 R1	1.16	16.0	Thin Wall XLPE Primary Cable	LIGHT GREEN	805.0	-	-	-
E	-	-	XV56AA	3510318 R1	1.16	16.0	Thin Wall XLPE Primary Cable	ORANGE	815.0	-	-	-
F	-	-	YT56T	3510318 R1	1.16	16.0	Thin Wall XLPE Primary Cable	ORANGE	805.0	-	-	-

Name	Terminal Part Number	V-Min	Name	Wire Part Number	Wire CSA	Wire Spec	Wire Material description	Wire Color Description	Wire Length	End2 Terminal Part Number	End2 Pin Name	End2 Connector
H	-	-	YX56BC	3510336 R1	1.16	16.0	Thin Wall XLPE Primary Cable	YELLOW 2	805.0	-	-	-
J	-	-	ZC71BA	3510318 R1	1.16	16.0	Thin Wall XLPE Primary Cable	ORANGE	2410.0	-	-	-
J	-	-	ZJ71AB	3510318 R1	1.16	16.0	Thin Wall XLPE Primary Cable	ORANGE	1805.0	-	-	-
J	-	-	ZL71AC	3510318 R1	1.16	16.0	Thin Wall XLPE Primary Cable	ORANGE	1805.0	-	-	-
J	-	-	ZH71AC	3510318 R1	1.16	16.0	Thin Wall XLPE Primary Cable	ORANGE	2250.0	-	-	-
J	-	-	ZA71BK	3510318 R1	1.16	16.0	Thin Wall XLPE Primary Cable	ORANGE	2855.0	-	-	-
K	-	-	ZG71BC	3510318 R1	1.16	16.0	Thin Wall XLPE Primary Cable	ORANGE	175.0	-	-	-
K	-	-	ZK71CB	3510318 R1	1.16	16.0	Thin Wall XLPE Primary Cable	ORANGE	175.0	-	-	-

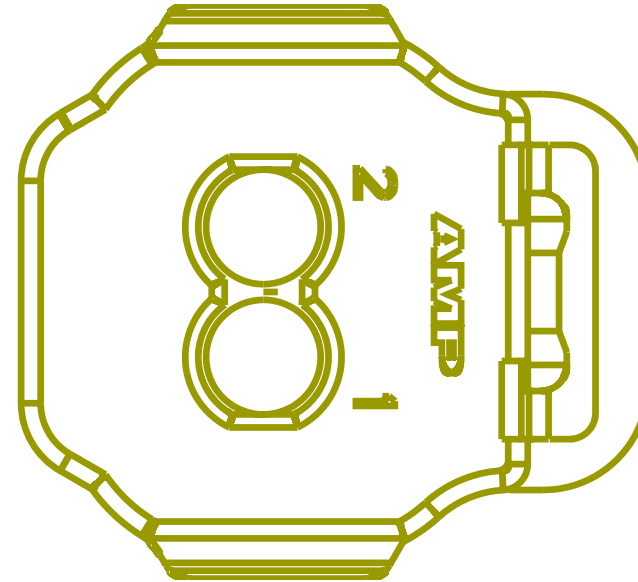
Name	Terminal Part Number	V-Min	Name	Wire Part Number	Wire CSA	Wire Spec	Wire Material description	Wire Color Description	Wire Length	End2 Terminal Part Number	End2 Pin Name	End2 Connector
K	-	-	ZA71A	3510318 R1	1.16	16.0	Thin Wall XLPE Primary Cable	ORANGE	805.0	-	-	-
K	-	-	ZC71BK	3510318 R1	1.16	16.0	Thin Wall XLPE Primary Cable	ORANGE	805.0	-	-	-
K	-	-	ZE71AD	3510318 R1	1.16	16.0	Thin Wall XLPE Primary Cable	ORANGE	805.0	-	-	-
M	-	-	ZU71D	3510317 R1	0.79	18.0	Thin Wall XLPE Primary Cable	ORANGE	1175.0	-	-	-

Connector Name 4021A
 Part Number 3536864C1
 Instances B6.7 - Windshield Washer Pump:Diagram1-Combination1
 B6.7 - Windshield Washer Pump & Low Fluid Sensor:Diagram1-Combination1
 L9 - Windshield Washer Pump:Diagram1-Combination1
 L9 - Windshield Washer Pump & Low Fluid Sensor:Diagram1-Combination1



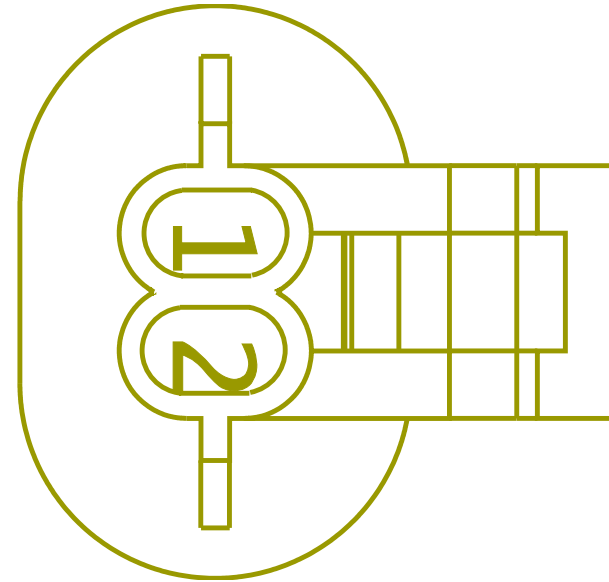
Name	Terminal Part Number	V-Min	Name	Wire Part Number	Wire CSA	Wire Spec	Wire Material description	Wire Color Description	Wire Length	End2 Terminal Part Number	End2 Pin Name	End2 Connector
1	-	-	NY87KA	2643680 R1	1.16	16.0	Std. Wall XLPE Primary Cable	GREY	3820.0	-	19	1700
2	-	-	NY87BA	2643673 R1	0.79	18.0	Std. Wall XLPE Primary Cable	GREY	3820.0	-	20	1700

Connector Name 4021B
 Part Number 3536864C1
 Instances B6.7 - Windshield Washer Pump:Diagram1-Combination2
 B6.7 - Windshield Washer Pump & Low Fluid Sensor:Diagram1-Combination2
 L9 - Windshield Washer Pump:Diagram1-Combination2
 L9 - Windshield Washer Pump & Low Fluid Sensor:Diagram1-Combination2
 Mates MOT-WASHERPUMP-1029-03-06A



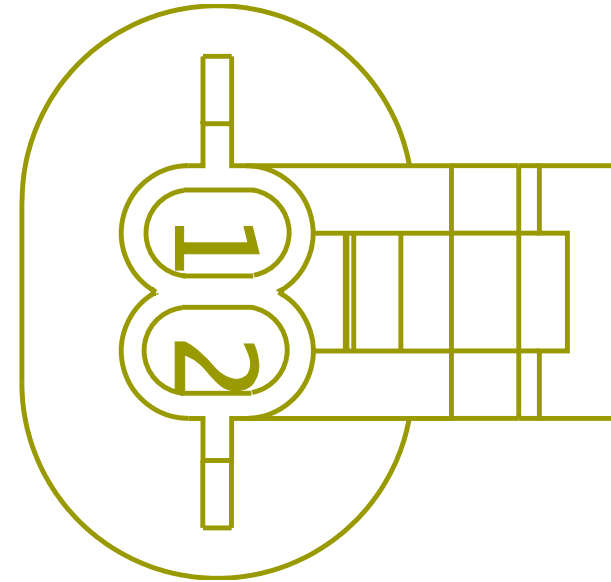
Name	Terminal Part Number	V-Min	Name	Wire Part Number	Wire CSA	Wire Spec	Wire Material description	Wire Color Description	Wire Length	End2 Terminal Part Number	End2 Pin Name	End2 Connector
1	-	-	SA87KA	2643680 R1	1.16	16.0	Std. Wall XLPE Primary Cable	GREY	2400.0	-	19	1700
1	-	-	SB87KA	2643680 R1	1.16	16.0	Std. Wall XLPE Primary Cable	GREY	1165.0	-	19	1700
2	-	-	SA87BA	2643673 R1	0.79	18.0	Std. Wall XLPE Primary Cable	GREY	2400.0	-	20	1700
2	-	-	SB87BA	2643673 R1	0.79	18.0	Std. Wall XLPE Primary Cable	GREY	1165.0	-	20	1700

Connector Name 4022A
 Part Number 3554317C1
 Instances B6.7 - Windshield Washer Pump & Low Fluid Sensor:Diagram1-Combination1
 L9 - Windshield Washer Pump & Low Fluid Sensor:Diagram1-Combination1



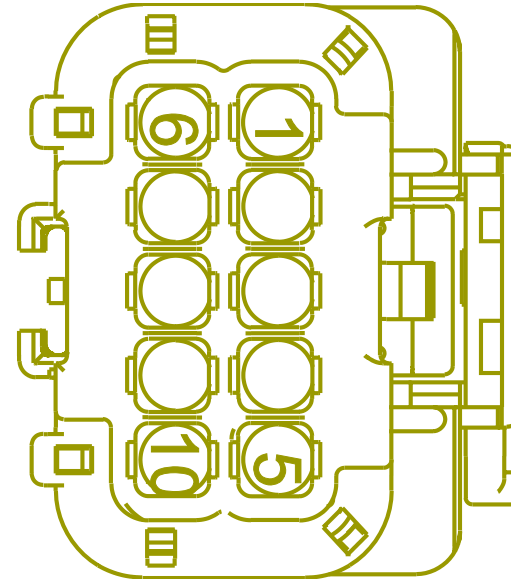
Name	Terminal Part Number	V-Min	Name	Wire Part Number	Wire CSA	Wire Spec	Wire Material description	Wire Color Description	Wire Length	End2 Terminal Part Number	End2 Pin Name	End2 Connector
1	-	-	NX87C	3510311 R1	0.79	18.0	Thin Wall XLPE Primary Cable	GREY	3905.0	-	17	1700
2	-	-	NX9BB	3510311 R1	0.79	18.0	Thin Wall XLPE Primary Cable	GREY	3905.0	-	18	1700

Connector Name 4022B
 Part Number 3554317C1
 Instances B6.7 - Windshield Washer Pump & Low Fluid Sensor:Diagram1-Combination2
 L9 - Windshield Washer Pump & Low Fluid Sensor:Diagram1-Combination2
 Mates DEV-Low_Washer_Fluid_Senso r-1029-05-01A



Name	Terminal Part Number	V-Min	Name	Wire Part Number	Wire CSA	Wire Spec	Wire Material description	Wire Color Description	Wire Length	End2 Terminal Part Number	End2 Pin Name	End2 Connector
1	-	-	SC87C	3510311 R1	0.79	18.0	Thin Wall XLPE Primary Cable	GREY	1165.0	-	17	1700
2	-	-	SC9BB	3510311 R1	0.79	18.0	Thin Wall XLPE Primary Cable	GREY	1165.0	-	18	1700

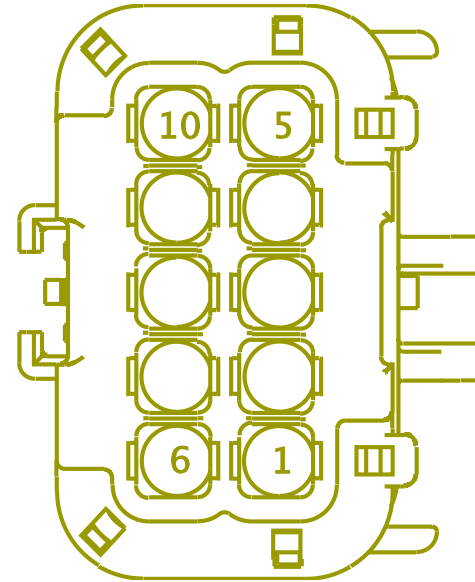
Connector Name 4060A
 Part Number 3690369C1
 Short Description FUEL PUMP/AMMETER/TWO WAY RADIO
 Instances
 B6.7 - Ambient Air Temperature:Diagram1
 B6.7 - Current Monitoring (Ammeter):Diagram1-Combination1
 B6.7 - Current Monitoring (Ammeter):Diagram1-Combination2
 B6.7/L9 2-Way Radio:Diagram1-Combination1
 B6.7/L9 2-Way Radio:Diagram1-Combination2
 L9 - Ambient Air Temperature:Diagram1
 Mates 4060



Name	Terminal Part Number	V-Min	Name	Wire Part Number	Wire CSA	Wire Spec	Wire Material description	Wire Color Description	Wire Length	End2 Terminal Part Number	End2 Pin Name	End2 Connector
3	-	-	MC41	3510329 R1	0.79	18.0	Thin Wall XLPE Primary Cable	TAN	1955.0	-	25	1703F
3	-	-	MC41	3510329 R1	0.79	18.0	Thin Wall XLPE Primary Cable	TAN	1955.0	-	23	1703M
4	-	-	SH14HC	3510367 R1	1.91	14.0	Thin Wall XLPE Primary Cable	RED	1955.0	-	1	1703F
4	-	-	SJ14HF	3510367 R1	1.91	14.0	Thin Wall XLPE Primary Cable	RED	1955.0	-	1	1703F

Name	Terminal Part Number	V-Min	Name	Wire Part Number	Wire CSA	Wire Spec	Wire Material description	Wire Color Description	Wire Length	End2 Terminal Part Number	End2 Pin Name	End2 Connector
5	-	-	SH11-GA	3510361 R1	1.91	14.0	Thin Wall XLPE Primary Cable	WHITE	1955.0	-	2	1703F
5	-	-	SJ11-G	3510361 R1	1.91	14.0	Thin Wall XLPE Primary Cable	WHITE	1955.0	-	2	1703F
6	-	-	AE26B	2643676 R1	0.79	18.0	Std. Wall XLPE Primary Cable	TAN	2845.0	-	A	K18_6335
7	-	-	AE26A	2643676 R1	0.79	18.0	Std. Wall XLPE Primary Cable	TAN	2845.0	-	A	6332
8	-	-	MC41EJ	3510329 R1	0.79	18.0	Thin Wall XLPE Primary Cable	TAN	1955.0	-	24	1703F
8	-	-	MC41EJ	3510329 R1	0.79	18.0	Thin Wall XLPE Primary Cable	TAN	1955.0	-	24	1703M

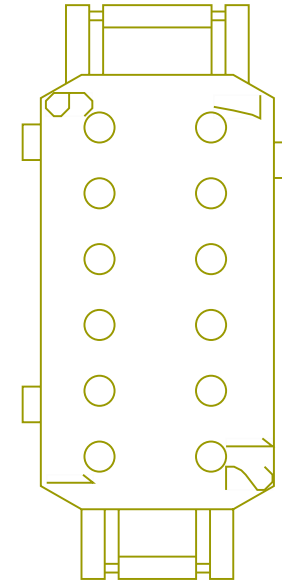
Connector Name 4060
 Part Number 6112506C1
 Short Description AAT AMMETER
 Instances
 B6.7 - Ambient Air Temperature:Diagram1
 B6.7 - Current Monitoring (Ammeter):Diagram1-Combination1
 B6.7 - Current Monitoring (Ammeter):Diagram1-Combination2
 B6.7/L9 2-Way Radio:Diagram1-Combination1
 B6.7/L9 2-Way Radio:Diagram1-Combination2
 L9 - Ambient Air Temperature:Diagram1
 Mates 4060A



Name	Terminal Part Number	V-Min	Name	Wire Part Number	Wire CSA	Wire Spec	Wire Material description	Wire Color Description	Wire Length	End2 Terminal Part Number	End2 Pin Name	End2 Connector
3	-	-	AD41	3510329 R1	0.79	18.0	Thin Wall XLPE Primary Cable	TAN	250.0	-	X	-
3	-	-	KA41	3510329 R1	0.79	18.0	Thin Wall XLPE Primary Cable	TAN	100.0	-	X	-
4	-	-	RA14A	3510368 R1	3.01	12.0	Thin Wall XLPE Primary Cable	RED	2130.0	-	A	9264M
5	-	-	RA14-G	3510362 R1	3.01	12.0	Thin Wall XLPE Primary Cable	WHITE	930.0	-	-	-

Name	Terminal Part Number	V-Min	Name	Wire Part Number	Wire CSA	Wire Spec	Wire Material description	Wire Color Description	Wire Length	End2 Terminal Part Number	End2 Pin Name	End2 Connect or
6	-	-	MH26A	3510329 R1	0.79	18.0	Thin Wall XLPE Primary Cable	TAN	1615.0	-	11	4087
6	-	-	MJ26A	3510329 R1	0.79	18.0	Thin Wall XLPE Primary Cable	TAN	625.0	-	11	4087B
7	-	-	MH26B	3510329 R1	0.79	18.0	Thin Wall XLPE Primary Cable	TAN	1615.0	-	10	4087
7	-	-	MJ26B	3510329 R1	0.79	18.0	Thin Wall XLPE Primary Cable	TAN	625.0	-	10	4087B
8	-	-	AD41-G	3510329 R1	0.79	18.0	Thin Wall XLPE Primary Cable	TAN	825.0	-	-	-
8	-	-	KA41-G	3510329 R1	0.79	18.0	Thin Wall XLPE Primary Cable	TAN	1140.0	-	-	-

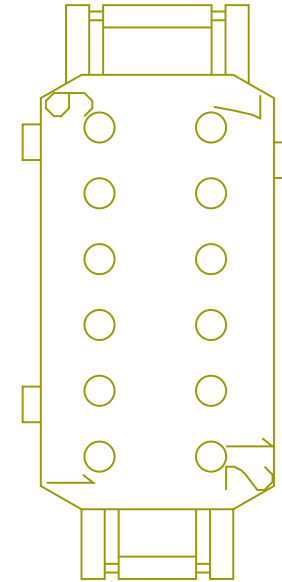
Connector Name 4087B
 Part Number 3553404C1
 Instances B6.7 - CAN Layout:Body Standard J1939 (250Kbps)
 B6.7 - Current Monitoring (Ammeter):Diagram1-Combination2
 L9 - CAN Layout:Body Standard J1939 (250Kbps)
 Mates MODU-PAM-2031-02-01A



Name	Terminal Part Number	V-Min	Name	Wire Part Number	Wire CSA	Wire Spec	Wire Material description	Wire Color Description	Wire Length	End2 Terminal Part Number	End2 Pin Name	End2 Connector
6	-	-	MJ26DA	2643676 R1	0.79	18.0	Std. Wall XLPE Primary Cable	TAN	2230.0	-	27	1703F
7	-	-	-	-	-	-	-	-	-	-	-	-
7	-	-	WIRE722 782	-	0.0	-	-	-	0.0	-	30	1703F
8	-	-	-	-	-	-	-	-	-	-	-	-
8	-	-	WIRE722 780	-	0.0	-	-	-	0.0	-	32	1703F
10	-	-	MJ26B	3510329 R1	0.79	18.0	Thin Wall XLPE Primary Cable	TAN	625.0	-	7	4060
11	-	-	MJ26A	3510329 R1	0.79	18.0	Thin Wall XLPE Primary Cable	TAN	625.0	-	6	4060

Name	Terminal Part Number	V-Min	Name	Wire Part Number	Wire CSA	Wire Spec	Wire Material description	Wire Color Description	Wire Length	End2 Terminal Part Number	End2 Pin Name	End2 Connector
12	-	-	MJ11-GBD	3510359 R1	0.79	18.0	Thin Wall XLPE Primary Cable	WHITE	2230.0	-	16	1703F

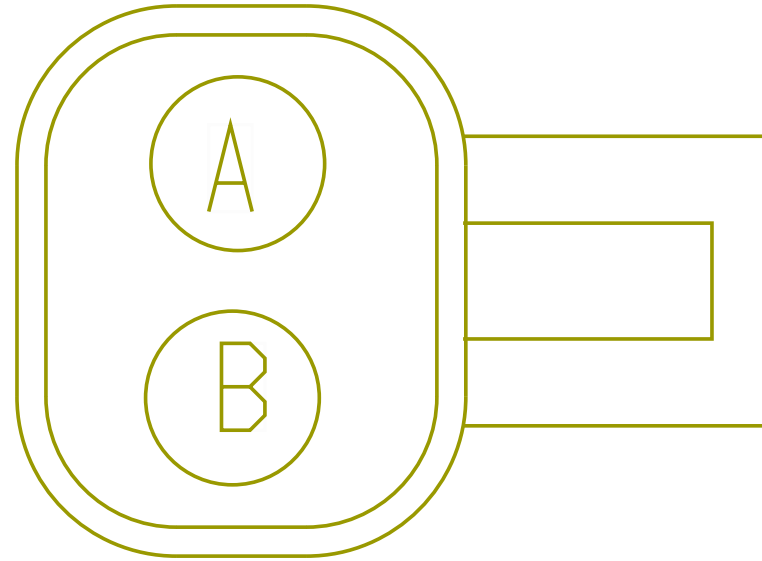
Connector Name 4087
 Part Number 3553404C1
 Instances B6.7 - CAN Layout:Body Standard J1939 (250Kbps)
 B6.7 - Current Monitoring (Ammeter):Diagram1-Combination1
 L9 - CAN Layout:Body Standard J1939 (250Kbps)
 Mates MODU-PAM-2031-02-01A



Name	Terminal Part Number	V-Min	Name	Wire Part Number	Wire CSA	Wire Spec	Wire Material description	Wire Color Description	Wire Length	End2 Terminal Part Number	End2 Pin Name	End2 Connector
6	-	-	MH26DA	2643676 R1	0.79	18.0	Std. Wall XLPE Primary Cable	TAN	1880.0	-	27	1703F
7	-	-	-	-	-	-	-	-	-	-	-	-
7	-	-	WIRE722 778	-	0.0	-	-	-	0.0	-	30	1703F
8	-	-	-	-	-	-	-	-	-	-	-	-
8	-	-	WIRE722 781	-	0.0	-	-	-	0.0	-	32	1703F
10	-	-	MH26B	3510329 R1	0.79	18.0	Thin Wall XLPE Primary Cable	TAN	1615.0	-	7	4060
11	-	-	MH26A	3510329 R1	0.79	18.0	Thin Wall XLPE Primary Cable	TAN	1615.0	-	6	4060

Name	Terminal Part Number	V-Min	Name	Wire Part Number	Wire CSA	Wire Spec	Wire Material description	Wire Color Description	Wire Length	End2 Terminal Part Number	End2 Pin Name	End2 Connector
12	-	-	MH11-GBA	3510359 R1	0.79	18.0	Thin Wall XLPE Primary Cable	WHITE	1880.0	-	16	1703F


Connector Name 4101
 Part Number 1671610C1
 Instances B6.7/L9 - Door Pod Module (2 Door):Diagram1
 B6.7/L9 - Door Pod Module (4 Door):Diagram1
 Mates MOT-PS_LOCK-2016-01-01A



Name	Terminal Part Number	V-Min	Name	Wire Part Number	Wire CSA	Wire Spec	Wire Material description	Wire Color Description	Wire Length	End2 Terminal Part Number	End2 Pin Name	End2 Connector
A	-	-	FC81RA	3510301 R1	1.91	14.0	Thin Wall XLPE Primary Cable	LIGHT GREEN	1760.0	-	3	3201M
A	-	-	EC81LA	3510301 R1	1.91	14.0	Thin Wall XLPE Primary Cable	LIGHT GREEN	1760.0	-	3	3201M
A	-	-	E81A	3510301 R1	1.91	14.0	Thin Wall XLPE Primary Cable	LIGHT GREEN	1130.0	-	3	3209M
B	-	-	EC81LB	3510301 R1	1.91	14.0	Thin Wall XLPE Primary Cable	LIGHT GREEN	1760.0	-	4	3201M


Name	Terminal Part Number	V-Min	Name	Wire Part Number	Wire CSA	Wire Spec	Wire Material description	Wire Color Description	Wire Length	End2 Terminal Part Number	End2 Pin Name	End2 Connector
B	-	-	FC81RB	3510301 R1	1.91	14.0	Thin Wall XLPE Primary Cable	LIGHT GREEN	1760.0	-	4	3201M
B	-	-	E81B	3510301 R1	1.91	14.0	Thin Wall XLPE Primary Cable	LIGHT GREEN	1130.0	-	4	3209M

Connector Name 410
 Part Number RING-E-1-4_0
 Instances B6.7 - Cranking (Starter) GEN4 BODY CONTROL MODULE W/
 O Thermal Overcrank:Diagram1-Combination3
 B6.7 - Delco Remy 36SI Alternator W/Sensor:Diagram1
 Mates DEV-Delco_Remy_36SI_Altern ator-4004-01-07A



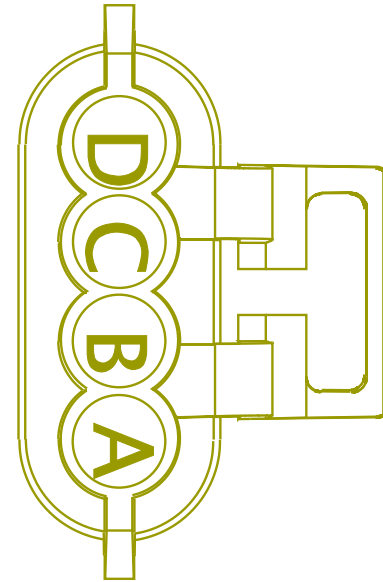
Name	Terminal Part Number	V-Min	Name	Wire Part Number	Wire CSA	Wire Spec	Wire Material description	Wire Color Description	Wire Length	End2 Terminal Part Number	End2 Pin Name	End2 Connector
A	-	-	VF2-G	3592737 R1	32.19	2.0	Std. Wall XLPE Battery Cable	BLACK	1375.0	-	A	J2

Connector Name 420
 Part Number RING-M-6_0
 Instances B6.7 - Bosch LH160_LH200 Alternator:Diagram1-Combination1
 B6.7 - Cranking (Starter) GEN4 BODY CONTROL MODULE W/
 O Thermal Overcrank:Diagram1-Combination4



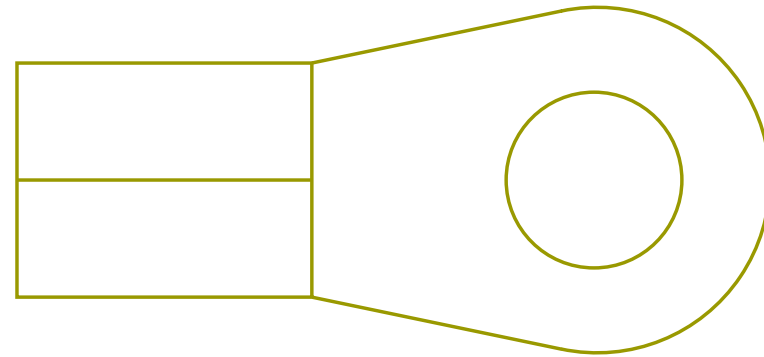
Name	Terminal Part Number	V-Min	Name	Wire Part Number	Wire CSA	Wire Spec	Wire Material description	Wire Color Description	Wire Length	End2 Terminal Part Number	End2 Pin Name	End2 Connector
A	-	-	BD2-G	3592741 R1	32.19	2.0	Std. Wall XLPE Battery Cable	WHITE	1375.0	-	A	J2

Connector Name 422F
 Part Number 3540756C1
 Instances B6.7 - T-Handle for Allison Without Park Position:Diagram1-Combination1
 B6.7 - T-Handle for Allison Without Park Position:Diagram1-Combination2
 B6.7 - Transmission Shifter (T-Handle for Allison; With Park Position):Diagram1-Combination1
 B6.7 - Transmission Shifter (T-Handle for Allison; With Park Position):Diagram1-Combination2
 Mates MODU_T-HANDLE-SHIFTER-5040 -07-01A



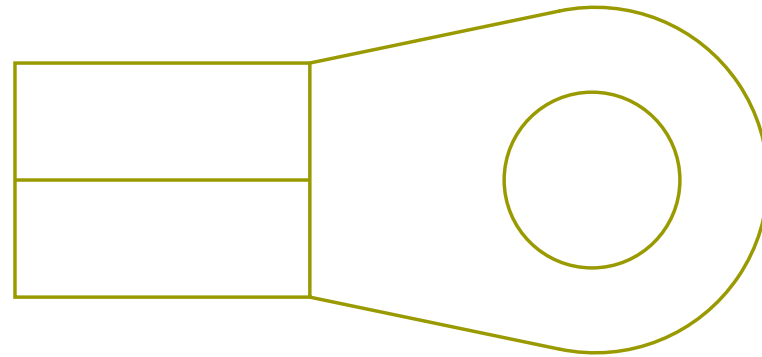
Name	Terminal Part Number	V-Min	Name	Wire Part Number	Wire CSA	Wire Spec	Wire Material description	Wire Color Description	Wire Length	End2 Terminal Part Number	End2 Pin Name	End2 Connector
A	-	-	UF92#163A	3510330R1	1.16	16.0	Thin Wall XLPE Primary Cable	TAN	515.0	-	X	-
B	-	-	UF92D	3510329R1	0.79	18.0	Thin Wall XLPE Primary Cable	TAN	1900.0	-	E8	J4-1601
C	-	-	UF62A	3510353R1	0.79	18.0	Thin Wall XLPE Primary Cable	DARK BLUE	1080.0	-	-	-
D	-	-	UF92-GAH	3510359R1	0.79	18.0	Thin Wall XLPE Primary Cable	WHITE	1830.0	-	-	-

Connector Name 4307
 Part Number 2015884C1
 Instances B6.7/L9 - Forward Chassis Splice Pack 8801:Diagram1




Name	Terminal Part Number	V-Min	Name	Wire Part Number	Wire CSA	Wire Spec	Wire Material description	Wire Color Description	Wire Length	End2 Terminal Part Number	End2 Pin Name	End2 Connector
A	-	-	MS11-GC	2643789 R1	7.48	8.0	Std. Wall XLPE Primary Cable	WHITE	0.0	-	X	-
A	-	-	MW11-GC	2643789 R1	7.48	8.0	Std. Wall XLPE Primary Cable	WHITE	0.0	-	X	-
A	-	-	MK11-GC	2643789 R1	7.48	8.0	Std. Wall XLPE Primary Cable	WHITE	0.0	-	X	-

Connector Name 4308
 Part Number 2015884C1
 Instances B6.7/L9 - Forward Chassis Splice Pack 8801:Diagram1




Name	Terminal Part Number	V-Min	Name	Wire Part Number	Wire CSA	Wire Spec	Wire Material description	Wire Color Description	Wire Length	End2 Terminal Part Number	End2 Pin Name	End2 Connector
A	-	-	PB11-GC	2643789 R1	7.48	8.0	Std. Wall XLPE Primary Cable	WHITE	0.0	-	X	-

Connector Name 430
 Part Number RING-M-6_0
 Instances B6.7 - Bosch LH160_LH200 Alternator:Diagram1-Combination2
 B6.7 - Cranking (Starter) GEN4 BODY CONTROL MODULE W/
 O Thermal Overcrank:Diagram1-Combination5
 B6.7 - Delco Remy 28SI Alternator W/Sensor:Diagram1
 Mates DEV-Bosch_LH160_LG200_Alte rnator- 4004-01-01A



Name	Terminal Part Number	V-Min	Name	Wire Part Number	Wire CSA	Wire Spec	Wire Material description	Wire Color Description	Wire Length	End2 Terminal Part Number	End2 Pin Name	End2 Connector
A	-	-	VE2-G	3592742 R1	39.43	1.0	Std. Wall XLPE Battery Cable	WHITE	1375.0	-	A	J2


Connector Name 4320M
 Part Number 3517760C1
 Short Description FWD REMOTE POSITIVE FEED
 Instances
 B6.7/L9 - DLB - Remote Power Module (3 RPM n/Switch Pack):Diagram1-Combination1
 B6.7/L9 - DLB - Remote Power Modules (1 RPM n/ Switch Packs):Diagram1-Combination3
 B6.7/L9 - DLB - Remote Power Modules (1 RPM w/ Switch Packs) Option 1:Diagram1-Combination3
 B6.7/L9 - DLB - Remote Power Modules (1 RPM w/ Switch Packs) Option2:Diagram1-Combination1
 B6.7/L9 - DLB - Remote Power Modules (1 RPM w/ Switch Packs) Option2:Diagram1-Combination2
 B6.7/L9 - DLB - Remote Power Modules (2 RPM n/ Switch Pack):Diagram1-Combination3
 B6.7/L9 - DLB - Remote Power Modules (2 RPM n/ Switch Pack):Diagram1-Combination4
 B6.7/L9 - DLB - Remote Power Modules (2 RPM w/ Switch Packs):Diagram1-Combination3
 B6.7/L9 - DLB - Remote Power Modules (2 RPM w/ Switch Packs):Diagram1-Combination4
 B6.7/L9 - DLB - Remote Power Modules (3 RPM w/ Switch Packs):Diagram1-Combination1



Mates 4413F

Name	Terminal Part Number	V-Min	Name	Wire Part Number	Wire CSA	Wire Spec	Wire Material description	Wire Color Description	Wire Length	End2 Terminal Part Number	End2 Pin Name	End2 Connector
A	-	-	M14	2645255 R1	18.94	4.0	SGX FLEX 125C	RED	300.0	-	A	4320M
A	-	-	N14Z	2645255 R1	18.94	4.0	SGX FLEX 125C	RED	300.0	-	-	-
A	-	-	M14	2645255 R1	18.94	4.0	SGX FLEX 125C	RED	300.0	-	-	-

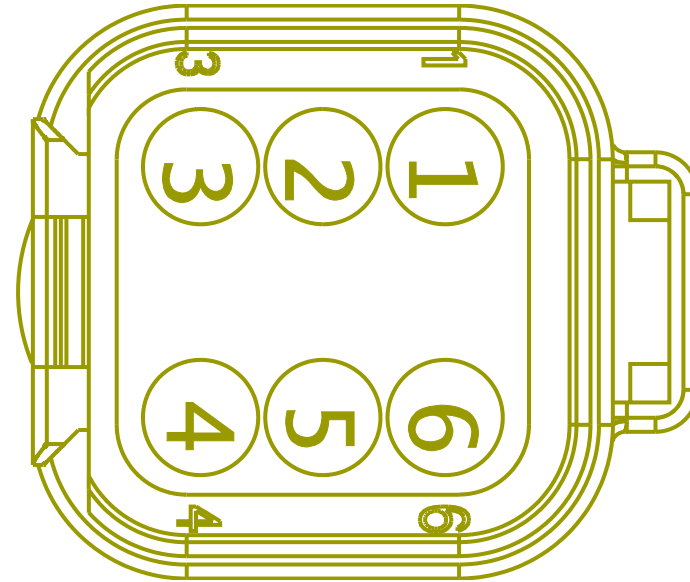
Connector Name 4320M
 Part Number 3517760C1
 Short Description FWD REMOTE POSITIVE FEED
 Instances
 B6.7/L9 - DLB - Remote Power Module (3 RPM n/Switch Pack):Diagram1-Combination1
 B6.7/L9 - DLB - Remote Power Modules (2 RPM n/ Switch Pack):Diagram1-Combination1
 B6.7/L9 - DLB - Remote Power Modules (2 RPM n/ Switch Pack):Diagram1-Combination2
 B6.7/L9 - DLB - Remote Power Modules (2 RPM w/ Switch Packs):Diagram1-Combination1
 B6.7/L9 - DLB - Remote Power Modules (2 RPM w/ Switch Packs):Diagram1-Combination2
 B6.7/L9 - DLB - Remote Power Modules (3 RPM w/ Switch Packs):Diagram1-Combination1



Mates 4413F2

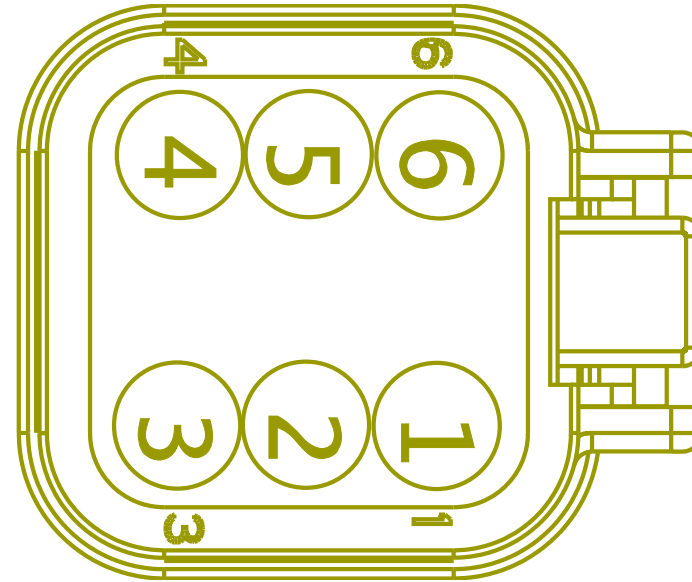
Name	Terminal Part Number	V-Min	Name	Wire Part Number	Wire CSA	Wire Spec	Wire Material description	Wire Color Description	Wire Length	End2 Terminal Part Number	End2 Pin Name	End2 Connector
A	-	-	M14	2645255 R1	18.94	4.0	SGX FLEX 125C	RED	300.0	-	A	4320M

Connector Name 4410DF
 Part Number 3572900C1
 Short Description RPM DATA LINK & PWR-OUTSIDE CAB
 Instances B6.7/L9 - DLB - Remote Power Modules (1 RPM w/ Switch Packs) Option2:Diagram1-Combination1
 B6.7/L9 - DLB - Remote Power Modules (1 RPM w/ Switch Packs) Option2:Diagram1-Combination2
 Mates 4410F



Name	Terminal Part Number	V-Min	Name	Wire Part Number	Wire CSA	Wire Spec	Wire Material description	Wire Color Description	Wire Length	End2 Terminal Part Number	End2 Pin Name	End2 Connector
2	-	-	10-GR	2643689 R1	1.91	14.0	Std. Wall XLPE Primary Cable	WHITE	925.0	-	2	W12_2_4 410DM
6	-	-	14C	2643760 R1	1.16	16.0	Std. Wall XLPE Primary Cable	RED	925.0	-	6	W12_2_4 410DM

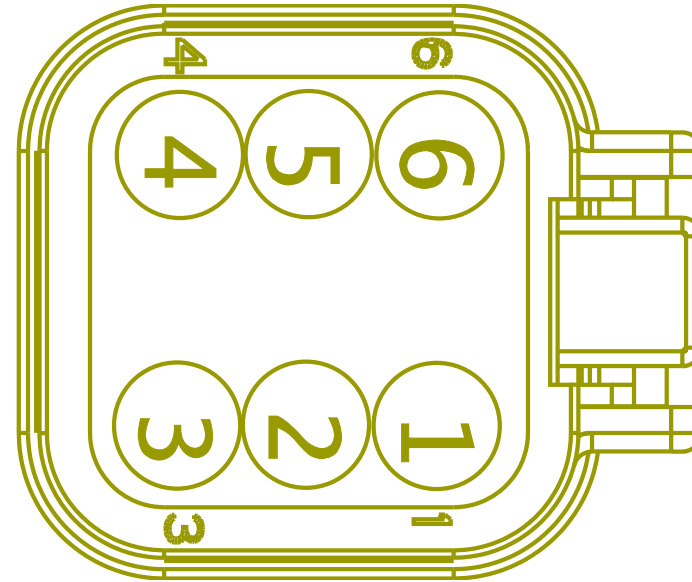
Connector Name 4410D
 Part Number 3572899C1
 Instances B6.7 - CAN Layout:Body Standard J1939 (250Kbps)
 B6.7/L9 - DLB - Remote Power Modules (1 RPM n/ Switch Packs):Diagram1-Combination1
 B6.7/L9 - DLB - Remote Power Modules (1 RPM w/ Switch Packs) Option 1:Diagram1-Combination1
 B6.7/L9 - DLB - Remote Power Modules (1 RPM w/ Switch Packs) Option2:Diagram1-Combination1
 B6.7/L9 - DLB - Remote Power Modules (2 RPM n/ Switch Pack):Diagram1-Combination1
 B6.7/L9 - DLB - Remote Power Modules (2 RPM n/ Switch Pack):Diagram1-Combination4
 L9 - CAN Layout:Body Standard J1939 (250Kbps)



Name	Terminal Part Number	V-Min	Name	Wire Part Number	Wire CSA	Wire Spec	Wire Material description	Wire Color Description	Wire Length	End2 Terminal Part Number	End2 Pin Name	End2 Connector
2	-	-	RA10-GR	2643689 R1	1.91	14.0	Std. Wall XLPE Primary Cable	WHITE	2250.0	-	-	-
2	-	-	10-GR	2643689 R1	1.91	14.0	Std. Wall XLPE Primary Cable	WHITE	925.0	-	-	-
3	-	-	WIRE722 722	-	0.0	-	-	-	0.0	-	53	1701F
3	-	-	-	-	-	-	-	-	-	-	-	-
4	-	-	WIRE722 725	-	0.0	-	-	-	0.0	-	52	1701F
4	-	-	-	-	-	-	-	-	-	-	-	-
6	-	-	RA20	2643678 R1	1.16	16.0	Std. Wall XLPE Primary Cable	LIGHT GREEN	3860.0	-	51	1701

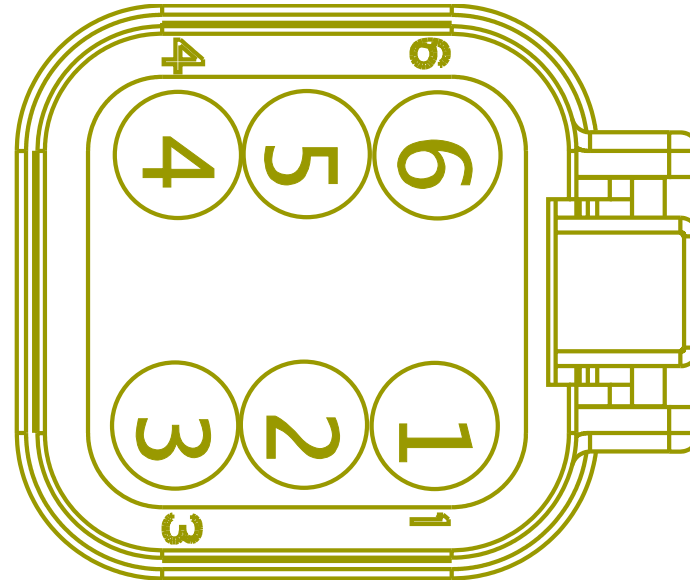
Name	Terminal Part Number	V-Min	Name	Wire Part Number	Wire CSA	Wire Spec	Wire Material description	Wire Color Description	Wire Length	End2 Terminal Part Number	End2 Pin Name	End2 Connector
6	-	-	14C	2643760 R1	1.16	16.0	Std. Wall XLPE Primary Cable	RED	925.0	-	-	-
6	-	-	RA20	2643678 R1	1.16	16.0	Std. Wall XLPE Primary Cable	LIGHT GREEN	3860.0	-	51	1701F

Connector Name 4410D
 Part Number 3572899C1
 Short Description REMOTE POWER MODULE DATALINK AND LOGIC POWER
 Instances B6.7/L9 - DLB - Remote Power Module (3 RPM n/Switch Pack):Diagram1-Combination1
 B6.7/L9 - DLB - Remote Power Modules (3 RPM w/ Switch Packs):Diagram1-Combination1
 Mates 4411DM



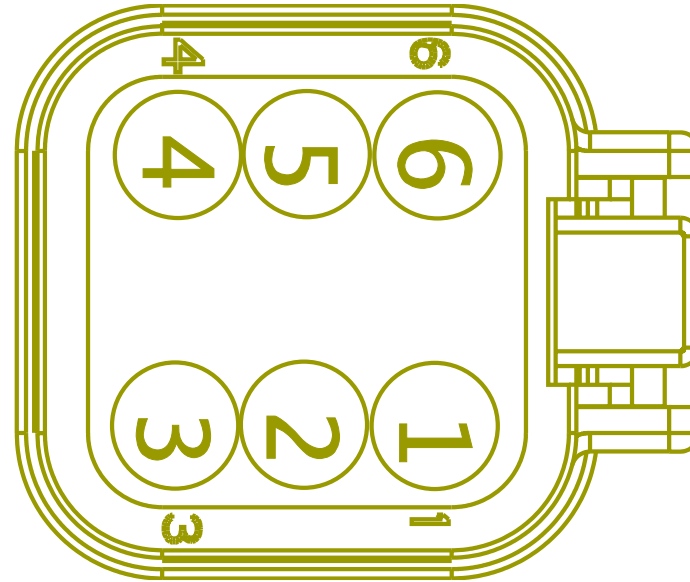
Name	Terminal Part Number	V-Min	Name	Wire Part Number	Wire CSA	Wire Spec	Wire Material description	Wire Color Description	Wire Length	End2 Terminal Part Number	End2 Pin Name	End2 Connector
2	-	-	RA10-GR	2643689 R1	1.91	14.0	Std. Wall XLPE Primary Cable	WHITE	2250.0	-	-	-
6	-	-	RA20	2643678 R1	1.16	16.0	Std. Wall XLPE Primary Cable	LIGHT GREEN	3860.0	-	51	1701F

Connector Name 4410F
 Part Number 3572899C1
 Short Description REMOTE POWER MODULE DATALINK AND LOGIC POWER
 Instances B6.7 - CAN Layout:Body Standard J1939 (250Kbps)
 L9 - CAN Layout:Body Standard J1939 (250Kbps)



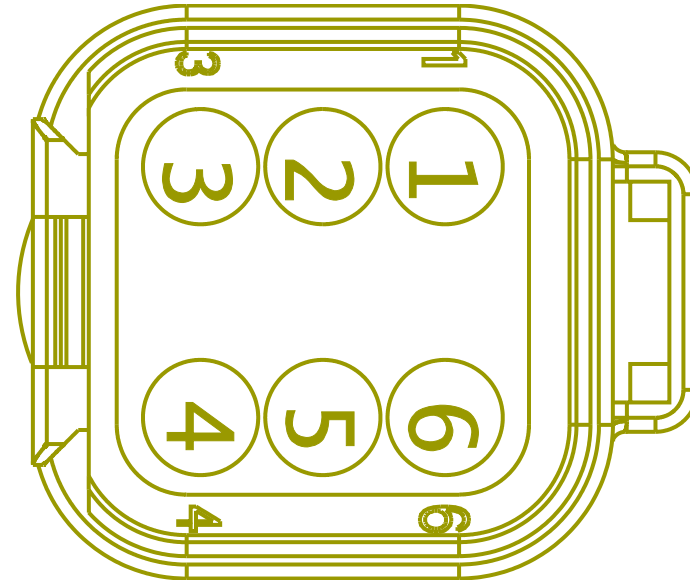
Name	Terminal Part Number	V-Min	Name	Wire Part Number	Wire CSA	Wire Spec	Wire Material description	Wire Color Description	Wire Length	End2 Terminal Part Number	End2 Pin Name	End2 Connector
3	-	-	WIRE722 723	-	0.0	-	-	-	0.0	-	53	1701F
4	-	-	WIRE722 726	-	0.0	-	-	-	0.0	-	52	1701F

Connector Name 4410F
 Part Number 3572899C1
 Short Description REMOTE POWER MODULE DATALINK AND LOGIC POWER
 Instances B6.7/L9 - DLB - Remote Power Modules (1 RPM w/ Switch Packs) Option2:Diagram1-Combination1
 B6.7/L9 - DLB - Remote Power Modules (1 RPM w/ Switch Packs) Option2:Diagram1-Combination2
 Mates 4410DF



Name	Terminal Part Number	V-Min	Name	Wire Part Number	Wire CSA	Wire Spec	Wire Material description	Wire Color Description	Wire Length	End2 Terminal Part Number	End2 Pin Name	End2 Connector
2	-	-	RA10-GR	2643689 R1	1.91	14.0	Std. Wall XLPE Primary Cable	WHITE	2250.0	-	-	-
2	-	-	ZE10-GR	2643689 R1	1.91	14.0	Std. Wall XLPE Primary Cable	WHITE	3020.0	-	-	-
6	-	-	RA20	2643678 R1	1.16	16.0	Std. Wall XLPE Primary Cable	LIGHT GREEN	3860.0	-	51	1701
6	-	-	ZE20	2643678 R1	1.16	16.0	Std. Wall XLPE Primary Cable	LIGHT GREEN	4630.0	-	51	1701

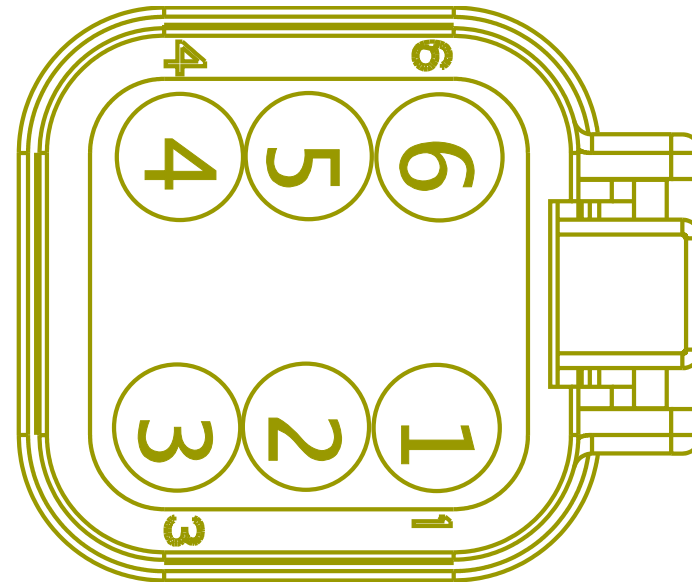
Connector Name 4410F
 Part Number 3572900C1
 Short Description REMOTE POWER MODULE DATA LINK & LOGIC POWER
 Instances
 B6.7/L9 - DLB - Remote Power Module (3 RPM n/Switch Pack):Diagram1-Combination1
 B6.7/L9 - DLB - Remote Power Modules (1 RPM n/ Switch Packs):Diagram1-Combination3
 B6.7/L9 - DLB - Remote Power Modules (1 RPM w/ Switch Packs) Option 1:Diagram1-Combination3
 B6.7/L9 - DLB - Remote Power Modules (2 RPM n/ Switch Pack):Diagram1-Combination3
 B6.7/L9 - DLB - Remote Power Modules (2 RPM n/ Switch Pack):Diagram1-Combination4
 B6.7/L9 - DLB - Remote Power Modules (2 RPM w/ Switch Packs):Diagram1-Combination3
 B6.7/L9 - DLB - Remote Power Modules (2 RPM w/ Switch Packs):Diagram1-Combination4
 B6.7/L9 - DLB - Remote Power Modules (3 RPM w/ Switch Packs):Diagram1-Combination1



Mates 4410H

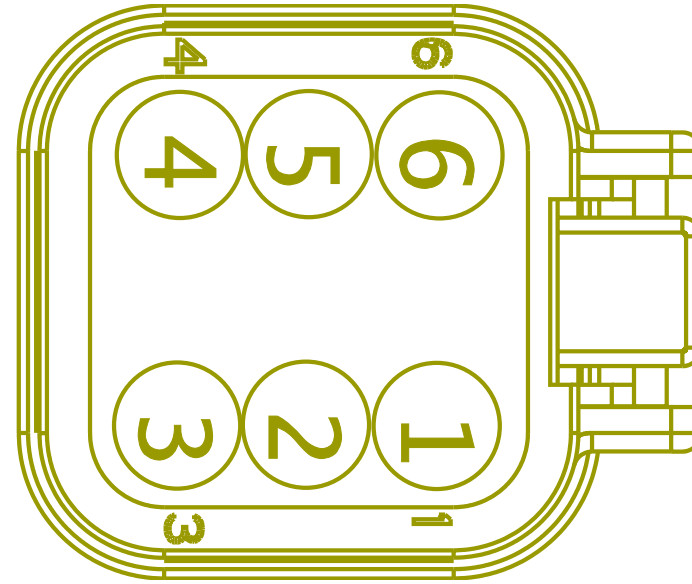
Name	Terminal Part Number	V-Min	Name	Wire Part Number	Wire CSA	Wire Spec	Wire Material description	Wire Color Description	Wire Length	End2 Terminal Part Number	End2 Pin Name	End2 Connector
2	-	-	RJ10-GPM	2643689 R1	1.91	14.0	Std. Wall XLPE Primary Cable	WHITE	2585.0	-	2	R01_4410M
6	-	-	RJ14	2643760 R1	1.16	16.0	Std. Wall XLPE Primary Cable	RED	2585.0	-	6	R01_4410M

Connector Name 4410H
 Part Number 3572899C1
 Instances
 B6.7 - CAN Layout:Body Standard J1939 (250Kbps)
 B6.7 - Transmission Power Take Off (Auto Trans with Lectradrive):Diagram1
 B6.7 - Transmission Power Take Off (Lectrashift PTO with Manual Trans):Diagram1
 B6.7 - Transmission Power Take Off (Single PTO W/ RPM and Auto Trans):Diagram1
 B6.7 - Transmission Power Take Off (Single PTO W/ RPM and Manual Trans):Diagram1
 L9 - CAN Layout:Body Standard J1939 (250Kbps)
 L9 - Transmission Power Take Off (Auto Trans with Lectradrive):Diagram1
 L9 - Transmission Power Take Off (Lectrashift PTO with Manual Trans):Diagram1
 L9 - Transmission Power Take Off (Single PTO W/ RPM and Auto Trans):Diagram1
 L9 - Transmission Power Take Off (Single PTO W/ RPM and Manual Trans):Diagram1



Name	Terminal Part Number	V-Min	Name	Wire Part Number	Wire CSA	Wire Spec	Wire Material description	Wire Color Description	Wire Length	End2 Terminal Part Number	End2 Pin Name	End2 Connect or
3	-	-	-	-	-	-	-	-	-	-	-	-
3	-	-	WIRE722 721	-	0.0	-	-	-	0.0	-	53	1701F
4	-	-	-	-	-	-	-	-	-	-	-	-
4	-	-	WIRE722 724	-	0.0	-	-	-	0.0	-	52	1701F

Connector Name 4410H
 Part Number 3572899C1
 Short Description REMOTE POWER MODULE DATALINK AND LOGIC POWER
 Instances
 B6.7/L9 - DLB - Remote Power Module (3 RPM n/Switch Pack):Diagram1-Combination1
 B6.7/L9 - DLB - Remote Power Modules (1 RPM n/ Switch Packs):Diagram1-Combination3
 B6.7/L9 - DLB - Remote Power Modules (1 RPM w/ Switch Packs) Option 1:Diagram1-Combination3
 B6.7/L9 - DLB - Remote Power Modules (2 RPM n/ Switch Pack):Diagram1-Combination3
 B6.7/L9 - DLB - Remote Power Modules (2 RPM n/ Switch Pack):Diagram1-Combination4
 B6.7/L9 - DLB - Remote Power Modules (2 RPM w/ Switch Packs):Diagram1-Combination3
 B6.7/L9 - DLB - Remote Power Modules (2 RPM w/ Switch Packs):Diagram1-Combination4
 B6.7/L9 - DLB - Remote Power Modules (3 RPM w/ Switch Packs):Diagram1-Combination1

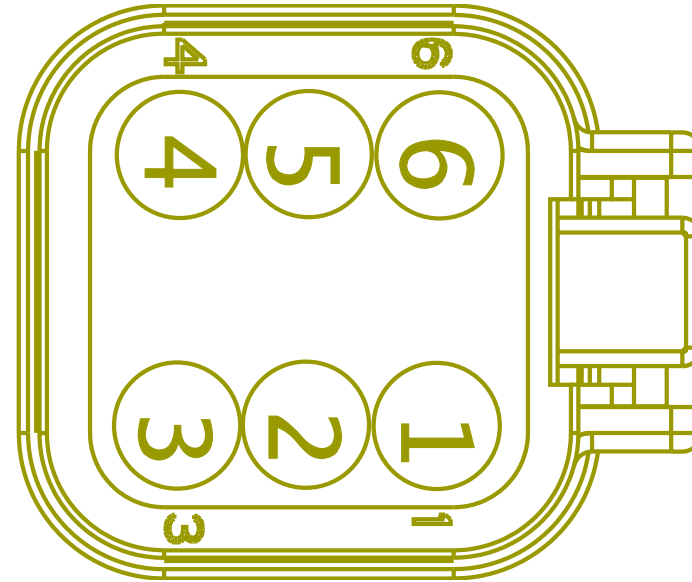


Mates 4410F

Name	Terminal Part Number	V-Min	Name	Wire Part Number	Wire CSA	Wire Spec	Wire Material description	Wire Color Description	Wire Length	End2 Terminal Part Number	End2 Pin Name	End2 Connector
2	-	-	RC10-GP	2643689 R1	1.91	14.0	Std. Wall XLPE Primary Cable	WHITE	3095.0	-	2	N02_4410E
2	-	-	RC10-GP	2643689 R1	1.91	14.0	Std. Wall XLPE Primary Cable	WHITE	3095.0	-	2	P2R_1_4410A
2	-	-	NT10-GS	2643689 R1	1.91	14.0	Std. Wall XLPE Primary Cable	WHITE	2895.0	-	-	-
2	-	-	RC10-GP	2643689 R1	1.91	14.0	Std. Wall XLPE Primary Cable	WHITE	3095.0	-	-	-


Name	Terminal Part Number	V-Min	Name	Wire Part Number	Wire CSA	Wire Spec	Wire Material description	Wire Color Description	Wire Length	End2 Terminal Part Number	End2 Pin Name	End2 Connect or
6	-	-	RC20A	2643678 R1	1.16	16.0	Std. Wall XLPE Primary Cable	LIGHT GREEN	3095.0	-	6	N02_441 0E
6	-	-	NT20	2643678 R1	1.16	16.0	Std. Wall XLPE Primary Cable	LIGHT GREEN	4505.0	-	51	1701
6	-	-	RC20A	2643678 R1	1.16	16.0	Std. Wall XLPE Primary Cable	LIGHT GREEN	3095.0	-	6	P2R_1_4 410A

Connector Name 4411DM
 Part Number 3572899C1
 Short Description RPM DATA LINK & PWR-BACK OF CAB
 Instances B6.7/L9 - DLB - Remote Power Module (3 RPM n/Switch Pack):Diagram1-Combination1
 B6.7/L9 - DLB - Remote Power Modules (3 RPM w/ Switch Packs):Diagram1-Combination1
 Mates 4410D




Name	Terminal Part Number	V-Min	Name	Wire Part Number	Wire CSA	Wire Spec	Wire Material description	Wire Color Description	Wire Length	End2 Terminal Part Number	End2 Pin Name	End2 Connector
2	-	-	10-GR	2643689 R1	1.91	14.0	Std. Wall XLPE Primary Cable	WHITE	925.0	-	2	W13_4410DM
6	-	-	14C	2643760 R1	1.16	16.0	Std. Wall XLPE Primary Cable	RED	925.0	-	6	W13_4410DM

Connector Name 4411F
 Part Number 3517759C1
 Short Description REMOTE POWER MODULE POSITIVE FEED
 Instances B6.7/L9 - DLB - Remote Power Modules (1 RPM n/ Switch Packs):Diagram1-Combination3
 B6.7/L9 - DLB - Remote Power Modules (1 RPM w/ Switch Packs) Option 1:Diagram1-Combination3
 B6.7/L9 - DLB - Remote Power Modules (2 RPM n/ Switch Pack):Diagram1-Combination3
 B6.7/L9 - DLB - Remote Power Modules (2 RPM n/ Switch Pack):Diagram1-Combination4
 Mates 4411




Name	Terminal Part Number	V-Min	Name	Wire Part Number	Wire CSA	Wire Spec	Wire Material description	Wire Color Description	Wire Length	End2 Terminal Part Number	End2 Pin Name	End2 Connector
A	-	-	RH14	2644026 R1	18.94	4.0	Std. Wall XLPE Battery Cable	RED	2435.0	-	A	R01_441 1M

Connector Name 4411F
 Part Number 3517759C1
 Short Description RPM 1 POSITIVE FEED-OUTSIDE CAB
 Instances B6.7/L9 - DLB - Remote Power Modules (1 RPM w/ Switch Packs) Option2:Diagram1-Combination1
 B6.7/L9 - DLB - Remote Power Modules (1 RPM w/ Switch Packs) Option2:Diagram1-Combination2
 Mates 4411M1




Name	Terminal Part Number	V-Min	Name	Wire Part Number	Wire CSA	Wire Spec	Wire Material description	Wire Color Description	Wire Length	End2 Terminal Part Number	End2 Pin Name	End2 Connector
A	-	-	14	2645248 R1	49.99	0.0	SGX FLEX 125C	RED	360.0	-	A	W12_441 1M

Connector Name 4411F
 Part Number 3517759C1
 Short Description REMOTE POWER MODULE POSITIVE FEED
 Instances B6.7/L9 - DLB - Remote Power Modules (2 RPM w/ Switch Packs):Diagram1-Combination3
 B6.7/L9 - DLB - Remote Power Modules (2 RPM w/ Switch Packs):Diagram1-Combination4
 Mates 4411




Name	Terminal Part Number	V-Min	Name	Wire Part Number	Wire CSA	Wire Spec	Wire Material description	Wire Color Description	Wire Length	End2 Terminal Part Number	End2 Pin Name	End2 Connector
A	-	-	RH14	2644026 R1	18.94	4.0	Std. Wall XLPE Battery Cable	RED	2435.0	-	A	R01_441 1M

Connector Name 4411F
 Part Number 3517759C1
 Short Description RPM POSITIVE FEED-OUTSIDE CAB
 Instances B6.7/L9 - DLB - Remote Power Module (3 RPM n/Switch Pack):Diagram1-Combination1
 B6.7/L9 - DLB - Remote Power Modules (3 RPM w/ Switch Packs):Diagram1-Combination1
 Mates 4411




Name	Terminal Part Number	V-Min	Name	Wire Part Number	Wire CSA	Wire Spec	Wire Material description	Wire Color Description	Wire Length	End2 Terminal Part Number	End2 Pin Name	End2 Connector
A	-	-	14	2645248 R1	49.99	0.0	SGX FLEX 125C	RED	360.0	-	A	W13_441 1M
A	-	-	RH14	2644026 R1	18.94	4.0	Std. Wall XLPE Battery Cable	RED	2435.0	-	A	R01_441 1M

Connector Name 4411M1
 Part Number 3517760C1
 Short Description REMOTE POWER MODULE POSITIVE FEED
 Instances B6.7/L9 - DLB - Remote Power Modules (1 RPM w/ Switch Packs) Option2:Diagram1-Combination1
 B6.7/L9 - DLB - Remote Power Modules (1 RPM w/ Switch Packs) Option2:Diagram1-Combination2
 Mates 4411F




Name	Terminal Part Number	V-Min	Name	Wire Part Number	Wire CSA	Wire Spec	Wire Material description	Wire Color Description	Wire Length	End2 Terminal Part Number	End2 Pin Name	End2 Connector
A	-	-	PB14CY	2644026 R1	18.94	4.0	Std. Wall XLPE Battery Cable	RED	1645.0	-	A	4413F
A	-	-	ZB14CZ	2644026 R1	18.94	4.0	Std. Wall XLPE Battery Cable	RED	2115.0	-	A	4413F

Connector Name 4411M2
 Part Number 3517760C1
 Short Description 2ND REMOTE POWER MODULE POSITIVE FEED
 Instances B6.7/L9 - DLB - Remote Power Module (3 RPM n/Switch Pack):Diagram1-Combination1
 B6.7/L9 - DLB - Remote Power Modules (3 RPM w/ Swtich Packs):Diagram1-Combination1
 Mates 4412F




Name	Terminal Part Number	V-Min	Name	Wire Part Number	Wire CSA	Wire Spec	Wire Material description	Wire Color Description	Wire Length	End2 Terminal Part Number	End2 Pin Name	End2 Connector
A	-	-	PC14H	2644026 R1	18.94	4.0	Std. Wall XLPE Battery Cable	RED	1645.0	-	A	4413F2

Connector Name 4411M4
 Part Number 3517760C1
 Short Description REMOTE POWER MODULE POWER FEED 2
 Instances B6.7/L9 - DLB - Remote Power Modules (1 RPM n/ Switch Packs):Diagram1-Combination2
 B6.7/L9 - DLB - Remote Power Modules (1 RPM w/ Switch Packs) Option 1:Diagram1-Combination2
 Mates MODU-RPM1-2050-01-01A




Name	Terminal Part Number	V-Min	Name	Wire Part Number	Wire CSA	Wire Spec	Wire Material description	Wire Color Description	Wire Length	End2 Terminal Part Number	End2 Pin Name	End2 Connector
A	-	-	ZB14CZ	2644026 R1	18.94	4.0	Std. Wall XLPE Battery Cable	RED	2115.0	-	A	4413F1

Connector Name 4411N
 Part Number 3517759C1
 Short Description REMOTE POWER MODULE POSITIVE FEED
 Instances B6.7/L9 - DLB - Remote Power Modules (2 RPM n/ Switch Pack):Diagram1-Combination3
 B6.7/L9 - DLB - Remote Power Modules (2 RPM w/ Switch Packs):Diagram1-Combination3
 Mates 4414




Name	Terminal Part Number	V-Min	Name	Wire Part Number	Wire CSA	Wire Spec	Wire Material description	Wire Color Description	Wire Length	End2 Terminal Part Number	End2 Pin Name	End2 Connector
A	-	-	TT14	2644026 R1	18.94	4.0	Std. Wall XLPE Battery Cable	RED	2435.0	-	A	R01_441 1P

Connector Name 4411
 Part Number 3517760C1
 Short Description REMOTE POWER MODULE POSITIVE FEED
 Instances
 B6.7/L9 - DLB - Remote Power Modules (1 RPM n/ Switch Packs):Diagram1-Combination3
 B6.7/L9 - DLB - Remote Power Modules (1 RPM w/ Switch Packs) Option 1:Diagram1-Combination3
 B6.7/L9 - DLB - Remote Power Modules (2 RPM n/ Switch Pack):Diagram1-Combination3
 B6.7/L9 - DLB - Remote Power Modules (2 RPM n/ Switch Pack):Diagram1-Combination4
 Mates 4411F




Name	Terminal Part Number	V-Min	Name	Wire Part Number	Wire CSA	Wire Spec	Wire Material description	Wire Color Description	Wire Length	End2 Terminal Part Number	End2 Pin Name	End2 Connector
A	-	-	MN14C	2644026 R1	18.94	4.0	Std. Wall XLPE Battery Cable	RED	1990.0	-	A	4413F

Connector Name 4411
 Part Number 3517760C1
 Short Description REMOTE POWER MODULE POSITIVE FEED
 Instances B6.7/L9 - DLB - Remote Power Modules (2 RPM w/ Switch Packs):Diagram1-Combination3
 B6.7/L9 - DLB - Remote Power Modules (2 RPM w/ Switch Packs):Diagram1-Combination4
 Mates 4411F




Name	Terminal Part Number	V-Min	Name	Wire Part Number	Wire CSA	Wire Spec	Wire Material description	Wire Color Description	Wire Length	End2 Terminal Part Number	End2 Pin Name	End2 Connector
A	-	-	MN14C	2644026 R1	18.94	4.0	Std. Wall XLPE Battery Cable	RED	1990.0	-	A	4413F

Connector Name 4411
 Part Number 3517760C1
 Short Description REMOTE POWER MODULE POSITIVE FEED
 Instances B6.7/L9 - DLB - Remote Power Module (3 RPM n/Switch Pack):Diagram1-Combination1
 B6.7/L9 - DLB - Remote Power Modules (3 RPM w/ Switch Packs):Diagram1-Combination1
 Mates 4411F




Name	Terminal Part Number	V-Min	Name	Wire Part Number	Wire CSA	Wire Spec	Wire Material description	Wire Color Description	Wire Length	End2 Terminal Part Number	End2 Pin Name	End2 Connector
A	-	-	PB14CY	2644026 R1	18.94	4.0	Std. Wall XLPE Battery Cable	RED	1645.0	-	A	4413F1
A	-	-	MN14C	2644026 R1	18.94	4.0	Std. Wall XLPE Battery Cable	RED	1990.0	-	A	4413F

Connector Name 4412F
 Part Number 3517759C1
 Short Description RPM 2 POSITIVE FEED-OUTSIDE CAB
 Instances B6.7/L9 - DLB - Remote Power Module (3 RPM n/Switch Pack):Diagram1-Combination1
 B6.7/L9 - DLB - Remote Power Modules (3 RPM w/ Switch Packs):Diagram1-Combination1
 Mates 4411M2



Name	Terminal Part Number	V-Min	Name	Wire Part Number	Wire CSA	Wire Spec	Wire Material description	Wire Color Description	Wire Length	End2 Terminal Part Number	End2 Pin Name	End2 Connector
A	-	-	14D	2644026 R1	18.94	4.0	Std. Wall XLPE Battery Cable	RED	1900.0	-	A	W13_441 2M


Connector Name 4412M
 Part Number 3517760C1
 Short Description REMOTE POWER MODULE POSITIVE FEED
 Instances
 B6.7/L9 - DLB - Remote Power Module (3 RPM n/Switch Pack):Diagram1-Combination1
 B6.7/L9 - DLB - Remote Power Modules (1 RPM n/ Switch Packs):Diagram1-Combination1
 B6.7/L9 - DLB - Remote Power Modules (1 RPM n/ Switch Packs):Diagram1-Combination2
 B6.7/L9 - DLB - Remote Power Modules (1 RPM w/ Switch Packs) Option 1:Diagram1-Combination1
 B6.7/L9 - DLB - Remote Power Modules (1 RPM w/ Switch Packs) Option 1:Diagram1-Combination2
 B6.7/L9 - DLB - Remote Power Modules (2 RPM n/ Switch Pack):Diagram1-Combination1
 B6.7/L9 - DLB - Remote Power Modules (2 RPM n/ Switch Pack):Diagram1-Combination2
 B6.7/L9 - DLB - Remote Power Modules (2 RPM n/ Switch Pack):Diagram1-Combination4
 B6.7/L9 - DLB - Remote Power Modules (2 RPM w/ Switch Packs):Diagram1-Combination1
 B6.7/L9 - DLB - Remote Power Modules (2 RPM w/ Switch Packs):Diagram1-Combination2
 B6.7/L9 - DLB - Remote Power Modules (2 RPM w/ Switch Packs):Diagram1-Combination4
 B6.7/L9 - DLB - Remote Power Modules (3 RPM w/ Switch Packs):Diagram1-Combination1



Mates 4413F1


Name	Terminal Part Number	V-Min	Name	Wire Part Number	Wire CSA	Wire Spec	Wire Material description	Wire Color Description	Wire Length	End2 Terminal Part Number	End2 Pin Name	End2 Connector
A	-	-	N14Z	2645255 R1	18.94	4.0	SGX FLEX 125C	RED	300.0	-	-	-
A	-	-	N14Z	2645255 R1	18.94	4.0	SGX FLEX 125C	RED	300.0	-	A	4412M

Connector Name 4412M
 Part Number 3517760C1
 Short Description REMOTE POWER MODULE POSITIVE FEED
 Instances B6.7/L9 - DLB - Remote Power Modules (2 RPM n/ Switch Pack):Diagram1-Combination3
 B6.7/L9 - DLB - Remote Power Modules (2 RPM w/ Switch Packs):Diagram1-Combination3
 Mates 4413F3



Name	Terminal Part Number	V-Min	Name	Wire Part Number	Wire CSA	Wire Spec	Wire Material description	Wire Color Description	Wire Length	End2 Terminal Part Number	End2 Pin Name	End2 Connector
A	-	-	N14Z	2645255 R1	18.94	4.0	SGX FLEX 125C	RED	300.0	-	A	4412M

Connector Name 4413F1
 Part Number 3517759C1
 Short Description REMOTE POWER MODULE POSITIVE FEED
 Instances
 B6.7/L9 - DLB - Remote Power Module (3 RPM n/Switch Pack):Diagram1-Combination1
 B6.7/L9 - DLB - Remote Power Modules (1 RPM n/ Switch Packs):Diagram1-Combination1
 B6.7/L9 - DLB - Remote Power Modules (1 RPM n/ Switch Packs):Diagram1-Combination2
 B6.7/L9 - DLB - Remote Power Modules (1 RPM w/ Switch Packs) Option 1:Diagram1-Combination1
 B6.7/L9 - DLB - Remote Power Modules (1 RPM w/ Switch Packs) Option 1:Diagram1-Combination2
 B6.7/L9 - DLB - Remote Power Modules (2 RPM n/ Switch Pack):Diagram1-Combination1
 B6.7/L9 - DLB - Remote Power Modules (2 RPM n/ Switch Pack):Diagram1-Combination2
 B6.7/L9 - DLB - Remote Power Modules (2 RPM n/ Switch Pack):Diagram1-Combination4
 B6.7/L9 - DLB - Remote Power Modules (2 RPM w/ Switch Packs):Diagram1-Combination1
 B6.7/L9 - DLB - Remote Power Modules (2 RPM w/ Switch Packs):Diagram1-Combination2
 B6.7/L9 - DLB - Remote Power Modules (2 RPM w/ Switch Packs):Diagram1-Combination4
 B6.7/L9 - DLB - Remote Power Modules (3 RPM w/ Switch Packs):Diagram1-Combination1




Mates 4412M

Name	Terminal Part Number	V-Min	Name	Wire Part Number	Wire CSA	Wire Spec	Wire Material description	Wire Color Description	Wire Length	End2 Terminal Part Number	End2 Pin Name	End2 Connector
A	-	-	PB14CY	2644026 R1	18.94	4.0	Std. Wall XLPE Battery Cable	RED	1645.0	-	A	4411
A	-	-	ZB14CZ	2644026 R1	18.94	4.0	Std. Wall XLPE Battery Cable	RED	2115.0	-	A	N02_4410F

Name	Terminal Part Number	V-Min	Name	Wire Part Number	Wire CSA	Wire Spec	Wire Material description	Wire Color Description	Wire Length	End2 Terminal Part Number	End2 Pin Name	End2 Connector
A	-	-	PB14CY	2644026 R1	18.94	4.0	Std. Wall XLPE Battery Cable	RED	1645.0	-	A	N02_4411M1
A	-	-	ZB14CZ	2644026 R1	18.94	4.0	Std. Wall XLPE Battery Cable	RED	2115.0	-	A	4411M4


Connector Name 4413F2
 Part Number 3517759C1
 Short Description REMOTE POWER MODULE POSITIVE FEED
 Instances
 B6.7/L9 - DLB - Remote Power Module (3 RPM n/Switch Pack):Diagram1-Combination1
 B6.7/L9 - DLB - Remote Power Modules (2 RPM n/ Switch Pack):Diagram1-Combination1
 B6.7/L9 - DLB - Remote Power Modules (2 RPM n/ Switch Pack):Diagram1-Combination2
 B6.7/L9 - DLB - Remote Power Modules (2 RPM w/ Switch Packs):Diagram1-Combination1
 B6.7/L9 - DLB - Remote Power Modules (2 RPM w/ Switch Packs):Diagram1-Combination2
 B6.7/L9 - DLB - Remote Power Modules (3 RPM w/ Switch Packs):Diagram1-Combination1



Mates 4320M


Name	Terminal Part Number	V-Min	Name	Wire Part Number	Wire CSA	Wire Spec	Wire Material description	Wire Color Description	Wire Length	End2 Terminal Part Number	End2 Pin Name	End2 Connector
A	-	-	PC14H	2644026 R1	18.94	4.0	Std. Wall XLPE Battery Cable	RED	1645.0	-	A	4411M2
A	-	-	PC14H	2644026 R1	18.94	4.0	Std. Wall XLPE Battery Cable	RED	1645.0	-	A	N02_441 1M2
A	-	-	ZA14H	2644026 R1	18.94	4.0	Std. Wall XLPE Battery Cable	RED	2115.0	-	A	N02_441 1M5

Connector Name 4413F3
 Part Number 3517759C1
 Short Description REMOTE POWER MODULE POSITIVE FEED
 Instances B6.7/L9 - DLB - Remote Power Modules (2 RPM n/ Switch Pack):Diagram1-Combination3
 B6.7/L9 - DLB - Remote Power Modules (2 RPM w/ Switch Packs):Diagram1-Combination3
 Mates 4412M



Name	Terminal Part Number	V-Min	Name	Wire Part Number	Wire CSA	Wire Spec	Wire Material description	Wire Color Description	Wire Length	End2 Terminal Part Number	End2 Pin Name	End2 Connector
A	-	-	MU14CA	2644026 R1	18.94	4.0	Std. Wall XLPE Battery Cable	RED	1990.0	-	A	4414


Connector Name 4413F
 Part Number 3517759C1
 Short Description REMOTE POWER MODULE POSITIVE FEED
 Instances
 B6.7/L9 - DLB - Remote Power Module (3 RPM n/Switch Pack):Diagram1-Combination1
 B6.7/L9 - DLB - Remote Power Modules (1 RPM n/ Switch Packs):Diagram1-Combination3
 B6.7/L9 - DLB - Remote Power Modules (1 RPM w/ Switch Packs) Option 1:Diagram1-Combination3
 B6.7/L9 - DLB - Remote Power Modules (1 RPM w/ Switch Packs) Option2:Diagram1-Combination1
 B6.7/L9 - DLB - Remote Power Modules (1 RPM w/ Switch Packs) Option2:Diagram1-Combination2
 B6.7/L9 - DLB - Remote Power Modules (2 RPM n/ Switch Pack):Diagram1-Combination3
 B6.7/L9 - DLB - Remote Power Modules (2 RPM n/ Switch Pack):Diagram1-Combination4
 B6.7/L9 - DLB - Remote Power Modules (2 RPM w/ Switch Packs):Diagram1-Combination3
 B6.7/L9 - DLB - Remote Power Modules (2 RPM w/ Switch Packs):Diagram1-Combination4
 B6.7/L9 - DLB - Remote Power Modules (3 RPM w/ Switch Packs):Diagram1-Combination1



Mates 4320M

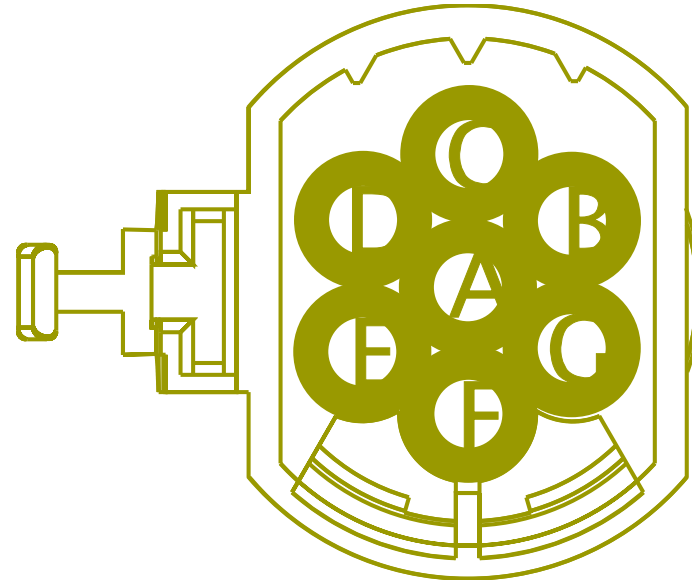
Name	Terminal Part Number	V-Min	Name	Wire Part Number	Wire CSA	Wire Spec	Wire Material description	Wire Color Description	Wire Length	End2 Terminal Part Number	End2 Pin Name	End2 Connector
A	-	-	MN14C	2644026 R1	18.94	4.0	Std. Wall XLPE Battery Cable	RED	1990.0	-	A	4411
A	-	-	PB14CY	2644026 R1	18.94	4.0	Std. Wall XLPE Battery Cable	RED	1645.0	-	A	4411M1
A	-	-	ZB14CZ	2644026 R1	18.94	4.0	Std. Wall XLPE Battery Cable	RED	2115.0	-	A	4411M1

Connector Name 4414
 Part Number 3517760C1
 Short Description REMOTE POWER MODULE POSITIVE FEED
 Instances B6.7/L9 - DLB - Remote Power Modules (2 RPM n/ Switch Pack):Diagram1-Combination3
 B6.7/L9 - DLB - Remote Power Modules (2 RPM w/ Switch Packs):Diagram1-Combination3
 Mates 4411N



Name	Terminal Part Number	V-Min	Name	Wire Part Number	Wire CSA	Wire Spec	Wire Material description	Wire Color Description	Wire Length	End2 Terminal Part Number	End2 Pin Name	End2 Connector
A	-	-	MU14CA	2644026 R1	18.94	4.0	Std. Wall XLPE Battery Cable	RED	1990.0	-	A	4413F3

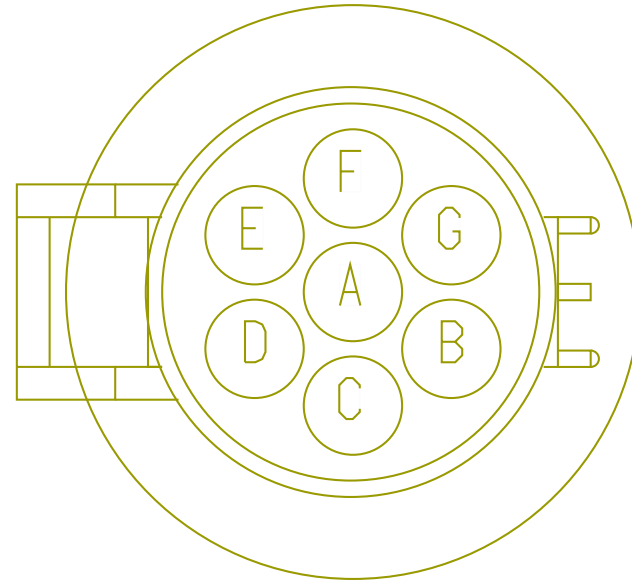
Connector Name 4450AM
 Part Number 2039311C91
 Short Description BODY BUILDER CONNECTION
 Instances B6.7/L9 - Body Builder Aux Power (In Cab, BOC, or EOF):Diagram1-Option 3 (End-of-Frame, W/08HAE)
 L9 - Body Builder Lighting - Combined Turn and Stop Lamps (Automatic):Diagram1-Combination2
 L9 - Body Builder Lighting - Combined Turn and Stop Lamps (Manual) Option2:Diagram1-Combination2
 L9 - Body Builder Lighting - Combined Turn and Stop Lamps (Manual) Option2:Diagram1-Combination4
 Mates 4450BF



Name	Terminal Part Number	V-Min	Name	Wire Part Number	Wire CSA	Wire Spec	Wire Material description	Wire Color Description	Wire Length	End2 Terminal Part Number	End2 Pin Name	End2 Connector
A	-	-	PV68BB	2643688 R1	1.91	14.0	Std. Wall XLPE Primary Cable	BROWN	4630.0	-	71	1701F
A	-	-	PV56BC	2643684 R1	1.16	16.0	Std. Wall XLPE Primary Cable	YELLOW 2	4605.0	-	42	1701F
B	-	-	PV56BB	2643684 R1	1.16	16.0	Std. Wall XLPE Primary Cable	YELLOW 2	4630.0	-	12	1701F
B	-	-	PV57BC	2643678 R1	1.16	16.0	Std. Wall XLPE Primary Cable	LIGHT GREEN	4505.0	-	64	1701F

Name	Terminal Part Number	V-Min	Name	Wire Part Number	Wire CSA	Wire Spec	Wire Material description	Wire Color Description	Wire Length	End2 Terminal Part Number	End2 Pin Name	End2 Connector
C	-	-	PV57BB	2643678 R1	1.16	16.0	Std. Wall XLPE Primary Cable	LIGHT GREEN	4630.0	-	63	1701F
C	-	-	PV70BB	2643686 R1	1.91	14.0	Std. Wall XLPE Primary Cable	RED	4605.0	-	72	1701F
D	-	-	PV54BB	2643688 R1	1.91	14.0	Std. Wall XLPE Primary Cable	BROWN	4630.0	-	74	1701F
E	-	-	PV71BB	2643806 R1	1.16	16.0	Std. Wall XLPE Primary Cable	LIGHT BLUE	4630.0	-	73	1701F
F	-	-	PV12BB	2643694 R1	1.91	14.0	Std. Wall XLPE Primary Cable	LIGHT BLUE	4484.0	-	75	1701F
G	-	-	PV11-GBB	2643787 R1	3.01	12.0	Std. Wall XLPE Primary Cable	WHITE	2450.0	-	-	-

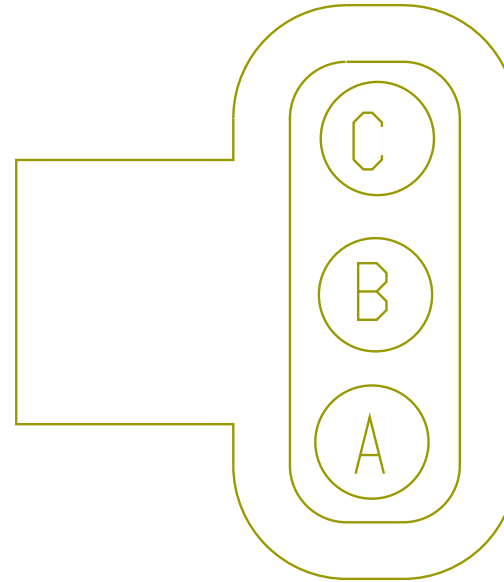
Connector Name 4450BF
 Part Number 2039312C91
 Short Description BODY BUILDER CONNECTION
 Instances B6.7/L9 - Body Builder Aux Power (In Cab, BOC, or EOF):Diagram1-Option 3 (End-of-Frame, W/08HAE)
 L9 - Body Builder Lighting - Combined Turn and Stop Lamps (Automatic):Diagram1-Combination2
 L9 - Body Builder Lighting - Combined Turn and Stop Lamps (Manual) Option2:Diagram1-Combination2
 L9 - Body Builder Lighting - Combined Turn and Stop Lamps (Manual) Option2:Diagram1-Combination4
 Mates 4450AM



Name	Terminal Part Number	V-Min	Name	Wire Part Number	Wire CSA	Wire Spec	Wire Material description	Wire Color Description	Wire Length	End2 Terminal Part Number	End2 Pin Name	End2 Connector
A	-	-	RX68BB	2643688 R1	1.91	14.0	Std. Wall XLPE Primary Cable	BROWN	2625.0	-	A	4460BM
A	-	-	RX56BC	2643682 R1	1.16	16.0	Std. Wall XLPE Primary Cable	ORANGE	2625.0	-	A	4450BM
B	-	-	RX56BB	2643682 R1	1.16	16.0	Std. Wall XLPE Primary Cable	ORANGE	2625.0	-	B	4460BM
B	-	-	RX57BC	2643682 R1	1.16	16.0	Std. Wall XLPE Primary Cable	ORANGE	2625.0	-	B	4450BM

Name	Terminal Part Number	V-Min	Name	Wire Part Number	Wire CSA	Wire Spec	Wire Material description	Wire Color Description	Wire Length	End2 Terminal Part Number	End2 Pin Name	End2 Connect or
C	-	-	RX57BB	2643682 R1	1.16	16.0	Std. Wall XLPE Primary Cable	ORANGE	2625.0	-	C	4460BM
C	-	-	RX70BB	2643690 R1	1.91	14.0	Std. Wall XLPE Primary Cable	ORANGE	2625.0	-	C	4450BM
D	-	-	RX58BB	2643688 R1	1.91	14.0	Std. Wall XLPE Primary Cable	BROWN	2625.0	-	D	4460BM
E	-	-	RX71BB	2643682 R1	1.16	16.0	Std. Wall XLPE Primary Cable	ORANGE	2625.0	-	E	4460BM
F	-	-	RX12BB	2643694 R1	1.91	14.0	Std. Wall XLPE Primary Cable	LIGHT BLUE	2652.0	-	F	R01-4460BM
G	-	-	RX11-GBB	2643787 R1	3.01	12.0	Std. Wall XLPE Primary Cable	WHITE	2625.0	-	G	4460BM
G	-	-	RX11-GBB	2643787 R1	3.01	12.0	Std. Wall XLPE Primary Cable	WHITE	2625.0	-	G	R01-4460BM

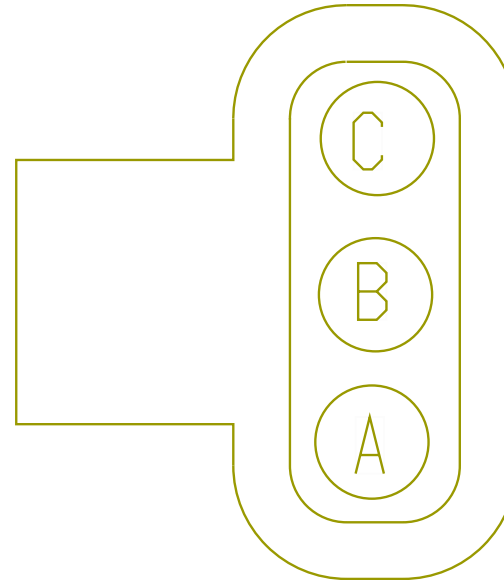
Connector Name 4450BM
 Part Number 1686834C1
 Instances L9 - Body Builder Lighting - Combined Turn and Stop Lamps (Automatic):Diagram1-Combination2
 L9 - Body Builder Lighting - Combined Turn and Stop Lamps (Manual) Option2:Diagram1-Combination2
 L9 - Body Builder Lighting - Combined Turn and Stop Lamps (Manual) Option2:Diagram1-Combination4



Name	Terminal Part Number	V-Min	Name	Wire Part Number	Wire CSA	Wire Spec	Wire Material description	Wire Color Description	Wire Length	End2 Terminal Part Number	End2 Pin Name	End2 Connector
A	-	-	RX56BC	2643682 R1	1.16	16.0	Std. Wall XLPE Primary Cable	ORANGE	2625.0	-	A	4460BF
A	-	-	RX56BC	2643682 R1	1.16	16.0	Std. Wall XLPE Primary Cable	ORANGE	2625.0	-	A	4450BF
B	-	-	RX57BC	2643682 R1	1.16	16.0	Std. Wall XLPE Primary Cable	ORANGE	2625.0	-	B	4460BF
B	-	-	RX57BC	2643682 R1	1.16	16.0	Std. Wall XLPE Primary Cable	ORANGE	2625.0	-	B	4450BF

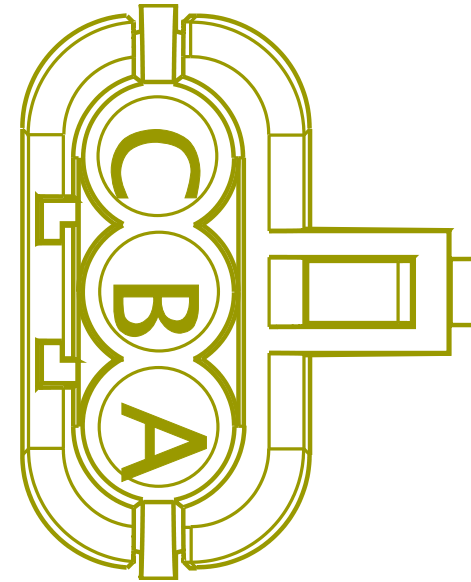
Name	Terminal Part Number	V-Min	Name	Wire Part Number	Wire CSA	Wire Spec	Wire Material description	Wire Color Description	Wire Length	End2 Terminal Part Number	End2 Pin Name	End2 Connector
C	-	-	RX70BB	2643690 R1	1.91	14.0	Std. Wall XLPE Primary Cable	ORANGE	2625.0	-	C	4460BF
C	-	-	RX70BB	2643690 R1	1.91	14.0	Std. Wall XLPE Primary Cable	ORANGE	2625.0	-	C	4450BF

Connector Name 4460AM
 Part Number 1686834C1
 Short Description BODY BUILDER TURN/STOP
 Instances L9 - Body Builder Lighting - Combined Turn and Stop Lamps
 (Manual) Option2:Diagram1-Combination2
 L9 - Body Builder Lighting - Combined Turn and Stop Lamps
 (Manual) Option2:Diagram1-Combination4
 Mates 4460BF



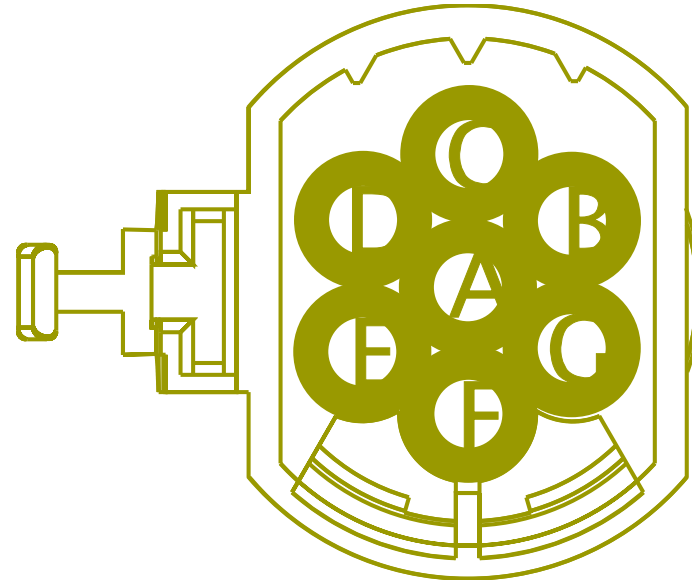
Name	Terminal Part Number	V-Min	Name	Wire Part Number	Wire CSA	Wire Spec	Wire Material description	Wire Color Description	Wire Length	End2 Terminal Part Number	End2 Pin Name	End2 Connector
A	-	-	PV56BC	2643684 R1	1.16	16.0	Std. Wall XLPE Primary Cable	YELLOW 2	4605.0	-	42	1701F
B	-	-	PV57BC	2643678 R1	1.16	16.0	Std. Wall XLPE Primary Cable	LIGHT GREEN	4505.0	-	64	1701F
C	-	-	PV70BB	2643686 R1	1.91	14.0	Std. Wall XLPE Primary Cable	RED	4605.0	-	72	1701F

Connector Name 4460BF
 Part Number 3553961C1
 Short Description BODY BUILDER TURN/STOP
 Instances L9 - Body Builder Lighting - Combined Turn and Stop Lamps
 (Manual) Option2:Diagram1-Combination2
 L9 - Body Builder Lighting - Combined Turn and Stop Lamps
 (Manual) Option2:Diagram1-Combination4
 Mates 4460AM



Name	Terminal Part Number	V-Min	Name	Wire Part Number	Wire CSA	Wire Spec	Wire Material description	Wire Color Description	Wire Length	End2 Terminal Part Number	End2 Pin Name	End2 Connector
A	-	-	RX56BC	2643682 R1	1.16	16.0	Std. Wall XLPE Primary Cable	ORANGE	2625.0	-	A	4450BM
B	-	-	RX57BC	2643682 R1	1.16	16.0	Std. Wall XLPE Primary Cable	ORANGE	2625.0	-	B	4450BM
C	-	-	RX70BB	2643690 R1	1.91	14.0	Std. Wall XLPE Primary Cable	ORANGE	2625.0	-	C	4450BM

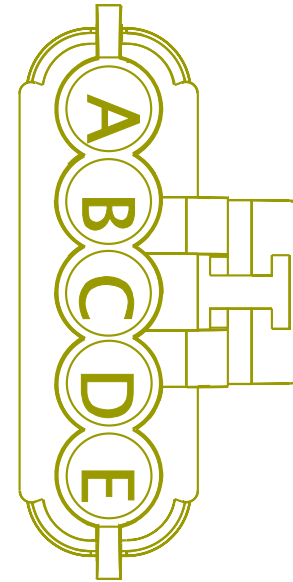
Connector Name 4460BM
 Part Number 2039311C91
 Instances L9 - Body Builder Lighting - Combined Turn and Stop Lamps (Automatic):Diagram1-Combination2
 L9 - Body Builder Lighting - Combined Turn and Stop Lamps (Manual) Option2:Diagram1-Combination2
 L9 - Body Builder Lighting - Combined Turn and Stop Lamps (Manual) Option2:Diagram1-Combination4



Name	Terminal Part Number	V-Min	Name	Wire Part Number	Wire CSA	Wire Spec	Wire Material description	Wire Color Description	Wire Length	End2 Terminal Part Number	End2 Pin Name	End2 Connector
A	-	-	RX68BB	2643688 R1	1.91	14.0	Std. Wall XLPE Primary Cable	BROWN	2625.0	-	A	4450BF
B	-	-	RX56BB	2643682 R1	1.16	16.0	Std. Wall XLPE Primary Cable	ORANGE	2625.0	-	B	4450BF
C	-	-	RX57BB	2643682 R1	1.16	16.0	Std. Wall XLPE Primary Cable	ORANGE	2625.0	-	C	4450BF
D	-	-	RX58BB	2643688 R1	1.91	14.0	Std. Wall XLPE Primary Cable	BROWN	2625.0	-	D	4450BF

Name	Terminal Part Number	V-Min	Name	Wire Part Number	Wire CSA	Wire Spec	Wire Material description	Wire Color Description	Wire Length	End2 Terminal Part Number	End2 Pin Name	End2 Connector
E	-	-	RX71BB	2643682 R1	1.16	16.0	Std. Wall XLPE Primary Cable	ORANGE	2625.0	-	E	4450BF
G	-	-	RX11-GBB	2643787 R1	3.01	12.0	Std. Wall XLPE Primary Cable	WHITE	2625.0	-	G	4450BF

Connector Name 4500
 Part Number 1661375C2
 Instances
 B6.7 - Backup Light (Dual Reverse Light) Allison/ZF Trans
 1K/2K:Diagram1-Combination1
 B6.7 - Backup Light (Dual Reverse Light) Allison/ZF Trans
 1K/2K:Diagram1-Combination2
 B6.7 - Backup Light (Dual Reverse Light) Allison/ZF Trans
 3K/4K:Diagram1-Combination1
 B6.7 - Backup Light (Dual Reverse Light) Allison/ZF Trans
 3K/4K:Diagram1-Combination2
 B6.7 - Backup Lights (Dual Reverse Light) Eaton/Manual
 Trans:Diagram1
 B6.7 - Backup Lights (Reverse Lights) - Dual Lights with
 Precision:Diagram1
 B6.7 - Directional Signal (Turn) W/ LED BOX LAMPS:Diagram1
 B6.7 - Directional Signal (Turn) W/ LED BOX LAMPS W/Plow
 Lights:Diagram1
 B6.7 - Rear Light (LED BOX LAMP Tail Light):Diagram1
 B6.7 - Rear Light (Tail Light):Diagram1
 B6.7 - Rear Lights Stop - Dual Assembly:Diagram1
 B6.7 - Windshield Wipers:Diagram1



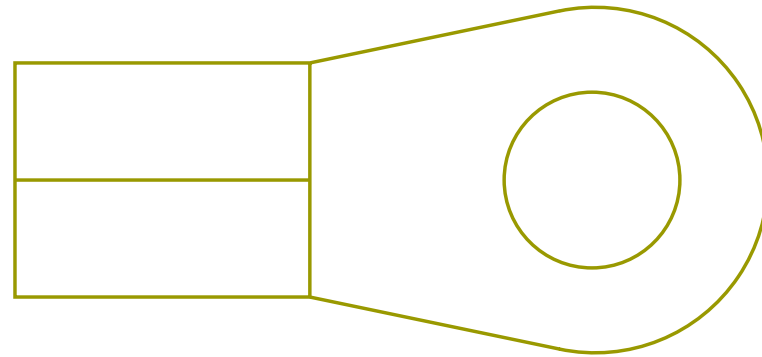
Mates LT-LS_TAIL_ASSY-1002-02-01A

Name	Terminal Part Number	V-Min	Name	Wire Part Number	Wire CSA	Wire Spec	Wire Material description	Wire Color Description	Wire Length	End2 Terminal Part Number	End2 Pin Name	End2 Connector
A	-	-	71A	2643690 R1	1.91	14.0	Std. Wall XLPE Primary Cable	ORANGE	550.0	-	X	-
A	-	-	71B	2643690 R1	1.91	14.0	Std. Wall XLPE Primary Cable	ORANGE	1200.0	-	X	-
A	-	-	AA82DJ	3510312 R1	1.16	16.0	Thin Wall XLPE Primary Cable	GREY	2080.0	-	74	1703F

Name	Terminal Part Number	V-Min	Name	Wire Part Number	Wire CSA	Wire Spec	Wire Material description	Wire Color Description	Wire Length	End2 Terminal Part Number	End2 Pin Name	End2 Connect or
B	-	-	56	2643690 R1	1.91	14.0	Std. Wall XLPE Primary Cable	ORANGE	740.0	-	B	71
B	-	-	AA82JJ	3510312 R1	1.16	16.0	Thin Wall XLPE Primary Cable	GREY	2080.0	-	72	1703F
C	-	-	57	2643690 R1	1.91	14.0	Std. Wall XLPE Primary Cable	ORANGE	1390.0	-	C	71
C	-	-	AA82-GJ	3510312 R1	1.16	16.0	Thin Wall XLPE Primary Cable	GREY	2080.0	-	8	1703F
D	-	-	68A	2643688 R1	1.91	14.0	Std. Wall XLPE Primary Cable	BROWN	550.0	-	X	-
D	-	-	68B	2643688 R1	1.91	14.0	Std. Wall XLPE Primary Cable	BROWN	1200.0	-	X	-
D	-	-	AA82KJ	3510312 R1	1.16	16.0	Thin Wall XLPE Primary Cable	GREY	2080.0	-	69	1703F
E	-	-	10-GA	2643689 R1	1.91	14.0	Std. Wall XLPE Primary Cable	WHITE	550.0	-	X	-


Name	Terminal Part Number	V-Min	Name	Wire Part Number	Wire CSA	Wire Spec	Wire Material description	Wire Color Description	Wire Length	End2 Terminal Part Number	End2 Pin Name	End2 Connector
E	-	-	10-GB	2643689 R1	1.91	14.0	Std. Wall XLPE Primary Cable	WHITE	1200.0	-	X	-
E	-	-	10-GB	2643689 R1	1.91	14.0	Std. Wall XLPE Primary Cable	WHITE	1200.0	-	1	-
E	-	-	10-GA	2643689 R1	1.91	14.0	Std. Wall XLPE Primary Cable	WHITE	550.0	-	1	-
E	-	-	AA82LJ	3510312 R1	1.16	16.0	Thin Wall XLPE Primary Cable	GREY	2080.0	-	70	1703F

Connector Name 4800
 Part Number 373756C2
 Instances B6.7 - Underhood PDM:PDM - UNDERHOOD
 L9 - Underhood PDM:PDM - UNDERHOOD
 Mates MODU-PDM_UNDERHOOD-0003-00 -04



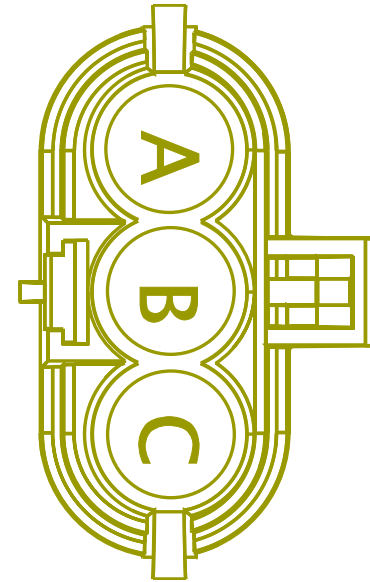
Name	Terminal Part Number	V-Min	Name	Wire Part Number	Wire CSA	Wire Spec	Wire Material description	Wire Color Description	Wire Length	End2 Terminal Part Number	End2 Pin Name	End2 Connector
A	-	-	HZ14-FL	3961608 R1	7.48	8.0	FUSEABLE LINK	LIGHT BLUE	150.0	-	-	-
A	-	-	MG14L	2643698 R1	4.81	10.0	Std. Wall XLPE Primary Cable	RED	350.0	-	-	-

Connector Name 4952
 Part Number 3678796C1
 Instances B6.7 - Traction Control Bendix:Diagram1-Combination2



Name	Terminal Part Number	V-Min	Name	Wire Part Number	Wire CSA	Wire Spec	Wire Material description	Wire Color Description	Wire Length	End2 Terminal Part Number	End2 Pin Name	End2 Connector
1	-	-	UD94BE	3510336 R1	1.16	16.0	Thin Wall XLPE Primary Cable	YELLOW 2	1865.0	-	24	9800
2	-	-	UD94BD	3510306 R1	1.16	16.0	Thin Wall XLPE Primary Cable	BROWN	1865.0	-	23	9800

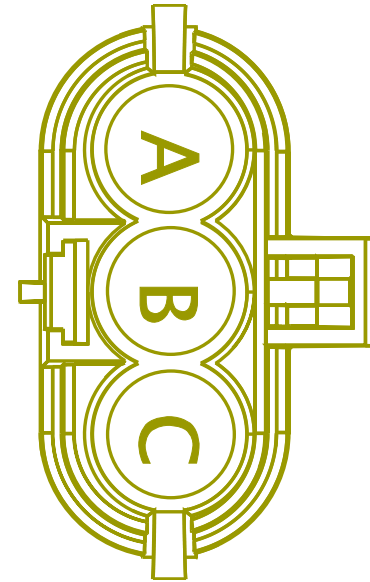
Connector Name 500
 Part Number 1667732C1
 Short Description TCM/AT GND
 Instances B6.7 - Power Train Splice Pack 6704:Diagram1
 B6.7 - Transmission (Allison 3K/4K):Diagram1-Combination1
 B6.7 - Transmission (Allison 3K/4K):Diagram1-Combination2
 B6.7 - Transmission (Procision):Diagram1
 L9 - Powertrain Ground Splice Packs 6704 & 6704B:Diagram1
 Mates 9260



Name	Terminal Part Number	V-Min	Name	Wire Part Number	Wire CSA	Wire Spec	Wire Material description	Wire Color Description	Wire Length	End2 Terminal Part Number	End2 Pin Name	End2 Connector
A	-	-	KS10-G1	3510363 R1	4.81	10.0	Thin Wall XLPE Primary Cable	WHITE	2470.0	-	A	6704
A	-	-	KD10-G5	3510363 R1	4.81	10.0	Thin Wall XLPE Primary Cable	WHITE	1350.0	-	A	6704
B	-	-	KS10-G6	3510363 R1	4.81	10.0	Thin Wall XLPE Primary Cable	WHITE	1105.0	-	A	6704B
B	-	-	PR10H	3510360 R1	1.16	16.0	Thin Wall XLPE Primary Cable	WHITE	3440.0	-	15	K18_7105

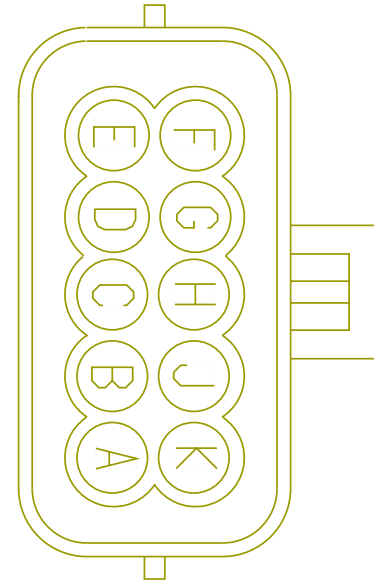
Name	Terminal Part Number	V-Min	Name	Wire Part Number	Wire CSA	Wire Spec	Wire Material description	Wire Color Description	Wire Length	End2 Terminal Part Number	End2 Pin Name	End2 Connector
B	-	-	LB10-GG	2643788 R1	4.81	10.0	Std. Wall XLPE Primary Cable	WHITE	3875.0	-	X	-
B	-	-	LE10-GG	2643788 R1	4.81	10.0	Std. Wall XLPE Primary Cable	WHITE	3875.0	-	X	-
C	-	-	PR10B	3510360 R1	1.16	16.0	Thin Wall XLPE Primary Cable	WHITE	3440.0	-	5	K18_7105

Connector Name 500
 Part Number 1667732C1
 Instances B6.7 - Transmission (Allison 1K/2K):Diagram1
 Mates 9260



Name	Terminal Part Number	V-Min	Name	Wire Part Number	Wire CSA	Wire Spec	Wire Material description	Wire Color Description	Wire Length	End2 Terminal Part Number	End2 Pin Name	End2 Connector
B	-	-	KE10A	2643773 R1	4.81	10.0	Std. Wall XLPE Primary Cable	BLACK	3370.0	-	X	-

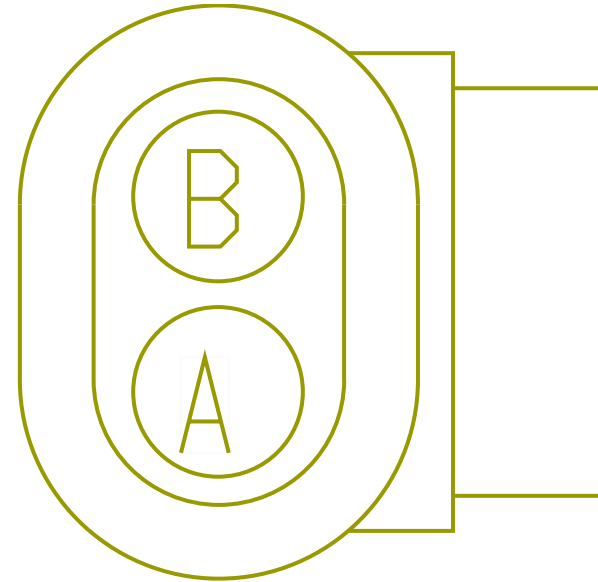
Connector Name 5010
 Part Number 3538634C1
 Instances B6.7 - Ambient Air Temperature:Diagram1
 B6.7/L9 - Mirrors (Power) Control Switch Actuated:Diagram1-Combination1
 B6.7/L9 - Mirrors (Power) Control Switch Actuated:Diagram1-Combination2
 Mates MODU-PS-MIRROR-1019-01-01A



Name	Terminal Part Number	V-Min	Name	Wire Part Number	Wire CSA	Wire Spec	Wire Material description	Wire Color Description	Wire Length	End2 Terminal Part Number	End2 Pin Name	End2 Connector
A	-	-	FK78E	3510299 R1	0.79	18.0	Thin Wall XLPE Primary Cable	LIGHT GREEN	980.0	-	E	3000M
A	-	-	EJ78R	3510298 R1	0.53	20.0	Thin Wall XLPE Primary Cable	LIGHT GREEN	1120.0	-	B3	100
A	-	-	EK78CA	3510298 R1	0.53	20.0	Thin Wall XLPE Primary Cable	LIGHT GREEN	1015.0	-	B3	254M
B	-	-	FJ78D	3510299 R1	0.79	18.0	Thin Wall XLPE Primary Cable	LIGHT GREEN	980.0	-	D	3000M

Name	Terminal Part Number	V-Min	Name	Wire Part Number	Wire CSA	Wire Spec	Wire Material description	Wire Color Description	Wire Length	End2 Terminal Part Number	End2 Pin Name	End2 Connector
B	-	-	FK78D	3510299 R1	0.79	18.0	Thin Wall XLPE Primary Cable	LIGHT GREEN	980.0	-	D	3000M
B	-	-	EJ78J	3510298 R1	0.53	20.0	Thin Wall XLPE Primary Cable	LIGHT GREEN	1120.0	-	B1	100
B	-	-	EK78JA	3510298 R1	0.53	20.0	Thin Wall XLPE Primary Cable	LIGHT GREEN	1015.0	-	B1	254M
C	-	-	ET41D	3510329 R1	0.79	18.0	Thin Wall XLPE Primary Cable	TAN	1025.0	-	E	3200F
D	-	-	ET41E	3510329 R1	0.79	18.0	Thin Wall XLPE Primary Cable	TAN	1025.0	-	F	3200F
F	-	-	FK78F	2643671 R1	0.79	18.0	Std. Wall XLPE Primary Cable	LIGHT GREEN	980.0	-	F	3000M
F	-	-	EJ78FB	2643761 R1	0.53	20.0	Std. Wall XLPE Primary Cable	LIGHT GREEN	650.0	-	X	-
F	-	-	EK78MK	3510298 R1	0.53	20.0	Thin Wall XLPE Primary Cable	LIGHT GREEN	840.0	-	X	-

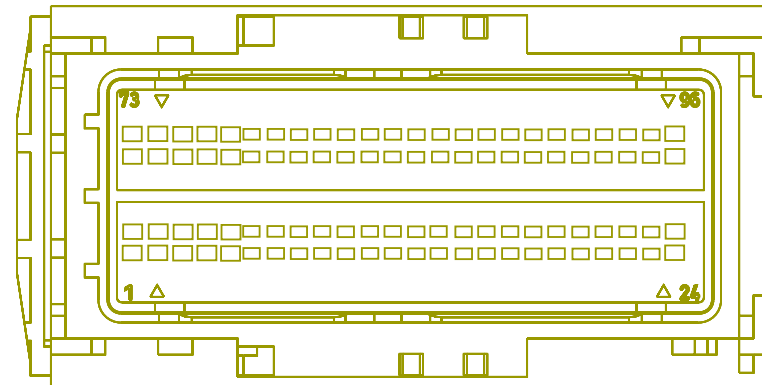
Connector Name 5899
 Part Number 3522068C1
 Instances B6.7 - Ambient Temperature Monitoring:Diagram1
 Mates SNSR-AAT-6007-01-01A



Name	Terminal Part Number	V-Min	Name	Wire Part Number	Wire CSA	Wire Spec	Wire Material description	Wire Color Description	Wire Length	End2 Terminal Part Number	End2 Pin Name	End2 Connector
A	-	-	NL41D	2643670 R1	0.79	18.0	Std. Wall XLPE Primary Cable	BLACK	2630.0	-	1	6715
B	-	-	NL41E	2643673 R1	0.79	18.0	Std. Wall XLPE Primary Cable	GREY	2630.0	-	2	6715

Connector Name 6000 (J2)
Part Number 3945694C1
Instances

- B6.7 - Dual Brake Switch:Diagram1
- B6.7 - 26" Fuel Tank:Diagram1-Combination1
- B6.7 - 26" Fuel Tank - Secondary:Diagram1-Combination1
- B6.7 - 26" Fuel Tank - Secondary:Diagram1-Combination2
- B6.7 - Adaptive Cruise Control w/o Display (Bendix):Diagram1
- B6.7 - Ambient Air Temperature:Diagram1
- B6.7 - Ambient Temperature Monitoring:Diagram1
- B6.7 - Brakes (Hydraulic):Diagram1
- B6.7 - CAN Layout:Powertrain Standard J1939 (500Kbps)
- B6.7 - Crank Inhibit (W/ Hood Switch):Diagram1
- B6.7 - Crank Inhibit (with ECM --> BODY CONTROL MODULE ONLY):Diagram1
- B6.7 - Driver Controlled Locking Differential - RR Axle (Dana w/ one sw):Diagram1
- B6.7 - Driver Controlled Locking Differential - RR Axle (Dana w/ one sw):Diagram1
- B6.7 - Driver Controlled Locking Differential - RR Axle (Meritor w/ one sw):Diagram1
- B6.7 - Power Lift Gate:Diagram1
- B6.7 - Rear Lights Stop (Daisy Chain):Diagram1
- B6.7 - Rear Lights Stop - Dual Assembly:Diagram1
- B6.7 - Rear Lights Stop - Single Assembly:Diagram1
- B6.7 - Remote Start/Stop:Diagram1
- B6.7 - Remote Start/Stop w/ Emergency Pump:Diagram1
- B6.7 - Starting Aid (Grid Heater):Diagram1
- B6.7 - Traction Control Bendix:Diagram1-Combination1
- B6.7 - Traction Control Bendix:Diagram1-Combination2
- B6.7 - Transmission Power Take Off (Auto Trans Single PTO w/21 Parameters):Diagram1
- B6.7 - Transmission Power Take Off (Auto Trans with Lectradrive):Diagram1
- B6.7 - Transmission Power Take Off (Lectrashift PTO with Manual Trans):Diagram1
- B6.7 - Transmission Power Take Off (Manual Trans Single PTO w/ 21 Parameters):Diagram1
- B6.7 - Transmission Power Take Off (Single PTO W/ RPM and Auto Trans):Diagram1
- B6.7 - Transmission Power Take Off (Single PTO W/ RPM and Manual Trans):Diagram1
- B6.7 - Two Speed Axle (AirShift on Shifter):Diagram1



B6.7 - Two Speed Axle (with BCM; Automactic Transmission and switch on dash):Diagram1
B6.7 - Vehicle Speedometer System (Manual XMSN) NA:Diagram1
B6.7 - Water In Fuel (WIF) Davco W/ Heater:Diagram1-Combination1
B6.7 - Water In Fuel (WIF) Davco W/ Heater:Diagram1-Combination2
B6.7 - Water In Fuel (WIF) Davco W/ Heater:Diagram1-Combination3
B6.7 - Water In Fuel (WIF) Davco W/ Heater:Diagram1-Combination4
B6.7 - Water In Fuel (WIF) Racor N/ Heater:Diagram1-Combination1
B6.7 - Water In Fuel (WIF) Racor N/ Heater:Diagram1-Combination2
B6.7 - Water In Fuel (WIF) Racor N/ Heater:Diagram1-Combination3
B6.7 - Water In Fuel (WIF) Racor N/ Heater:Diagram1-Combination4
B6.7 - Water In Fuel (WIF) Racor N/ Heater:Diagram1-Combination5
B6.7 - Water In Fuel (WIF) Racor W/ Heater:Diagram1-Combination1
B6.7 - Water In Fuel (WIF) Racor W/ Heater:Diagram1-Combination2
B6.7 - Water In Fuel (WIF) Racor W/ Heater:Diagram1-Combination3
B6.7 - Water In Fuel (WIF) Racor W/ Heater:Diagram1-Combination4
B6.7 - Water In Fuel (WIF) Racor W/ Heater:Diagram1-Combination5
B6.7/L9 - DPF - With Bistable Inhibit Sw:Diagram1
B6.7/L9 - DPF - With Monostable Inhibit Sw:Diagram1
B6.7/L9 - Park Brake Controls (Monitoring) (Door Switch City Horn Hydraulic with Lever):Diagram1
B6.7/L9 - Adaptive Cruise Control (Bendix Wingman Advanced N/ DIU):Diagram1
B6.7/L9 - Adjustable Engine Speed Control (PTO) 4-pin:Diagram1
B6.7/L9 - Adjustable Engine Speed Control (PTO) 10-pin:Diagram1-Combination1
B6.7/L9 - Adjustable Engine Speed Control (PTO) 10-pin:Diagram1-Combination2

B6.7/L9 - Coolant Temperature Monitoring:Diagram1
B6.7/L9 - Crank Inhibit (W/ Hood Switch):Diagram1
B6.7/L9 - Crank Inhibit (W/ Hood Switch):Diagram2- EXT Frame
B6.7/L9 - Cruise Control (W/ One Telltale 4 Pin):Diagram1-
Combination1
B6.7/L9 - Cruise Control (W/ One Telltale 4 Pin):Diagram1-
Combination2
B6.7/L9 - Cruise Control (W/ One Telltale 10 Pin):Diagram1-
Combination1
B6.7/L9 - Cruise Control (W/ One Telltale 10 Pin):Diagram1-
Combination2
B6.7/L9 - DPF - Regen Switch Only:Diagram1
B6.7/L9 - Driver and Passenger Seats - RollTek (Hard
Wired):Diagram1
B6.7/L9 - Economy Monitor:Diagram1
B6.7/L9 - Engine Brake Mux Switch:Diagram1
B6.7/L9 - Engine Brake W/ Stalk Shifter:Diagram1
B6.7/L9 - Engine Oil Level Monitoring:Diagram1
B6.7/L9 - Engine Oil Pressure:Diagram1
B6.7/L9 - Engine Oil Temperature NA MUX:Diagram1
B6.7/L9 - Engine Oil Temperature NA MUX AUX
Gauge:Diagram1
B6.7/L9 - Engine Speed (Tachometer):Diagram1
B6.7/L9 - Engine Usage Monitoring (Base) NA:Diagram1
B6.7/L9 - Engine Warning MUX:Diagram1
B6.7/L9 - Exhaust Brake (Cummins):Diagram1
B6.7/L9 - Fifth Wheel Slide:Diagram1
B6.7/L9 - GEN IV Cluster (Monitor):Diagram1
B6.7/L9 - Height Control:Diagram1
B6.7/L9 - High Exhaust System Temperature (HEST)
Monitoring:Diagram1
B6.7/L9 - Intake Manifold Pressure (IMP) (Cummins 2350A and
MX-1 NA) AUX gauge:Diagram1
B6.7/L9 - Intake Manifold Pressure (IMP) (Cummins 2350A
NA):Diagram1
B6.7/L9 - Jaw Unlock Control:Diagram1
B6.7/L9 - Jaw Unlock Control W/ SOLENOIDS W/SWITCH
PACKS:Diagram1
B6.7/L9 - Odometer (via BCM/EGC)-Horizon:Diagram1
B6.7/L9 - Park Brake Control (Monitoring) (W/Vehicle
Speed):Diagram1
B6.7/L9 - Park Brake Controls (Monitoring) (Door Switch City
Horn):Diagram1

B6.7/L9 - Park Brake Controls (Monitoring) W (Hydraulic with Lever):Diagram1
B6.7/L9 - Power Divider Lock Control and Monitoring:Diagram1
B6.7/L9 - PTO (Fuel and Hours):Diagram1
B6.7/L9 - Rear Axle Load Distribution:Diagram1
B6.7/L9 - Seats (RollTek) Drivers Seat Only (Hard Wired) - Leather:Diagram1
B6.7/L9 - Seats (RollTek) Drivers Seat Only (Hard Wired) - Mordular:Diagram1
B6.7/L9 - Seats (RollTek) Drivers Seat Only (Hard Wired) - Vinyl:Diagram1
B6.7/L9 - Theft Deterrent (Without additional relay):Diagram1
B6.7/L9 - Trip Odometer (w/ECM & TCM):Diagram1
B6.7/L9 - Trip Odometer (w/ECM):Diagram1
B6.7/L9 - Trip Odometer (w/VID):Diagram1
B6.7/L9 - Up Shift Indicator:Diagram1
B6.7/L9 - Vehicle Speed Control (Cruise Control) 4 Pin:Diagram1
B6.7/L9 - Vehicle Speed Control (Cruise Control) 10 Pin:Diagram1
B6.7/L9 - Vehicle Speed Limit Override:Diagram1
B6.7/L9 - Vehicle Speedometer System (Automatic XMSN) NA:Diagram1
L9 - 26" Fuel Tank:Diagram1-Combination1
L9 - 26" Fuel Tank - Secondary:Diagram1-Combination1
L9 - 26" Fuel Tank - Secondary:Diagram1-Combination2
L9 - Adaptive Cruise Control w/o Display (Bendix):Diagram1
L9 - Ambient Air Temperature:Diagram1
L9 - Brakes (Hydraulic):Diagram1
L9 - CAN Layout:Powertrain Standard J1939 (500Kbps)
L9 - Coolant Level Monitoring (No CLA Module):Diagram1
L9 - Crank Inhibit (with ECM --> BODY CONTROL MODULE ONLY):Diagram1
L9 - Driver Controlled Locking Differential - FR and RR Axles (Meritor w/ two sw):Diagram1
L9 - Driver Controlled Locking Differential - FR & RR Axle (Dana w/ one switch):Diagram1
L9 - Driver Controlled Locking Differential - FR & RR Axle (Meritor w/ one sw):Diagram1
L9 - Driver Controlled Locking Differential - RR Axle (Dana w/ one sw):Diagram1
L9 - Driver Controlled Locking Differential - RR Axle (Meritor w/ one sw):Diagram1
L9 - Dual Brake Switch:Diagram1

L9 - Power Lift Gate:Diagram1
L9 - Rear Lights Stop (Daisy Chain):Diagram1
L9 - Rear Lights Stop - Dual Assembly:Diagram1
L9 - Rear Lights Stop - Single Assembly:Diagram1
L9 - Remote Start/Stop:Diagram1
L9 - Remote Start/Stop w/ Emergency Pump:Diagram1
L9 - Selective Catalytic Reduction (SCR):Diagram1
L9 - Selective Catalytic Reduction (SCR):Diagram2
L9 - Traction Control Bendix:Diagram1
L9 - Transmission Power Take Off (Auto Trans Single PTO w/21 Parameters):Diagram1
L9 - Transmission Power Take Off (Auto Trans with Lectradrive):Diagram1
L9 - Transmission Power Take Off (Lectrashift PTO with Manual Trans):Diagram1
L9 - Transmission Power Take Off (Manual Trans Single PTO w/ 21 Parameters):Diagram1
L9 - Transmission Power Take Off (Single PTO W/ RPM and Auto Trans):Diagram1
L9 - Transmission Power Take Off (Single PTO W/ RPM and Manual Trans):Diagram1
L9 - Two Speed Axle (AirShift on Shifter):Diagram1
L9 - Two Speed Axle (with BCM; Automactic Transmission and switch on dash):Diagram1
L9 - Vehicle Speedometer System (Manual XMSN) NA:Diagram1
L9 - Water In Fuel (WIF) Davco W/ Heater:Diagram1-Combination1
L9 - Water In Fuel (WIF) Davco W/ Heater:Diagram1-Combination2
L9 - Water In Fuel (WIF) Davco W/ Heater:Diagram1-Combination3
L9 - Water In Fuel (WIF) Davco W/ Heater:Diagram1-Combination4
L9 - Water In Fuel (WIF) Davco W/ Heater Option2:Diagram1
L9 - Water In Fuel (WIF) Racor N/ Heater:Diagram1-Combination1
L9 - Water In Fuel (WIF) Racor N/ Heater:Diagram1-Combination2
L9 - Water In Fuel (WIF) Racor N/ Heater:Diagram1-Combination3
L9 - Water In Fuel (WIF) Racor N/ Heater:Diagram1-Combination4

Vehicle Data Recorder (No Display):Diagram2 - Recorder W/
 Display
 Vehicle Data Recorder (W/ Display):Diagram2 - Recorder W/
 Display

Mates

MODU-ECM-A001-10-01A

Name	Terminal Part Number	V-Min	Name	Wire Part Number	Wire CSA	Wire Spec	Wire Material description	Wire Color Description	Wire Length	End2 Terminal Part Number	End2 Pin Name	End2 Connect or
1	-	-	VA95	3510328 R1	0.53	20.0	Thin Wall XLPE Primary Cable	TAN	805.0	-	X	-
2	-	-	KC9A	3510310 R1	0.53	20.0	Thin Wall XLPE Primary Cable	GREY	545.0	-	62	6000 (J2)
2	-	-	KB9	3510310 R1	0.53	20.0	Thin Wall XLPE Primary Cable	GREY	1145.0	-	62	6000 (J2)
3	-	-	KA95GBE	3510294 R1	1.16	16.0	Thin Wall XLPE Primary Cable	BLACK	675.0	-	X	-
6	-	-	VL95F	3510328 R1	0.53	20.0	Thin Wall XLPE Primary Cable	TAN	1665.0	-	2	674
8	-	-	VX6A	3510310 R1	0.53	20.0	Thin Wall XLPE Primary Cable	GREY	530.0	-	X	-
8	-	-	VG6A	3510346 R1	0.53	20.0	Thin Wall XLPE Primary Cable	VIOLET	460.0	-	X	-

Name	Terminal Part Number	V-Min	Name	Wire Part Number	Wire CSA	Wire Spec	Wire Material description	Wire Color Description	Wire Length	End2 Terminal Part Number	End2 Pin Name	End2 Connector
8	-	-	AF6A	3510310 R1	0.53	20.0	Thin Wall XLPE Primary Cable	GREY	460.0	-	X	-
8	-	-	KP6A	3510310 R1	0.53	20.0	Thin Wall XLPE Primary Cable	GREY	460.0	-	X	-
8	-	-	AH6A	3510310 R1	0.53	20.0	Thin Wall XLPE Primary Cable	GREY	460.0	-	X	-
8	-	-	AB6A	3510310 R1	0.53	20.0	Thin Wall XLPE Primary Cable	GREY	460.0	-	X	-
13	-	-	VA95	3510328 R1	0.53	20.0	Thin Wall XLPE Primary Cable	TAN	805.0	-	-	-
13	-	-	VA95	3510328 R1	0.53	20.0	Thin Wall XLPE Primary Cable	TAN	805.0	-	X	-
16	-	-	VK95K	4073403 R1	0.53	20.0	TXL 150C	TAN	2265.0	-	8	670A
22	-	-	-	-	-	-	-	-	-	-	-	-
22	-	-	WIRE735 170	-	0.0	-	-	-	0.0	-	PIN1	-
22	-	-	WIRE725 658	-	0.0	-	-	-	0.0	-	X	-
32	-	-	KT9A	3510310 R1	0.53	20.0	Thin Wall XLPE Primary Cable	GREY	590.0	-	X	-

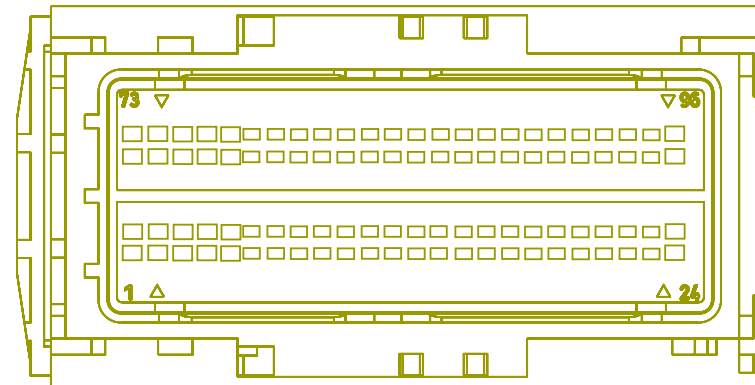
Name	Terminal Part Number	V-Min	Name	Wire Part Number	Wire CSA	Wire Spec	Wire Material description	Wire Color Description	Wire Length	End2 Terminal Part Number	End2 Pin Name	End2 Connector
32	-	-	KZ9A	3510310 R1	0.53	20.0	Thin Wall XLPE Primary Cable	GREY	590.0	-	X	-
35	-	-	KT34	3510328 R1	0.53	20.0	Thin Wall XLPE Primary Cable	TAN	970.0	-	X	-
38	-	-	VL95AT2	3510328 R1	0.53	20.0	Thin Wall XLPE Primary Cable	TAN	1030.0	-	X	-
39	-	-	VL95AS2	3510328 R1	0.53	20.0	Thin Wall XLPE Primary Cable	TAN	1000.0	-	X	-
40	-	-	VL95AU2	3510328 R1	0.53	20.0	Thin Wall XLPE Primary Cable	TAN	1115.0	-	X	-
41	-	-	VK95BA	4073403 R1	0.53	20.0	TXL 150C	TAN	2265.0	-	3	670A
42	-	-	VK95BC	4073403 R1	0.53	20.0	TXL 150C	TAN	2265.0	-	4	670A
46	-	-	-	-	-	-	-	-	-	-	-	-
46	-	-	WIRE735 164	-	0.0	-	-	-	0.0	-	PIN1	-
46	-	-	WIRE725 660	-	0.0	-	-	-	0.0	-	X	-
53	-	-	VK95DVL	4073403 R1	0.53	20.0	TXL 150C	TAN	2265.0	-	1	670A

Name	Terminal Part Number	V-Min	Name	Wire Part Number	Wire CSA	Wire Spec	Wire Material description	Wire Color Description	Wire Length	End2 Terminal Part Number	End2 Pin Name	End2 Connector
54	-	-	VL95E	3510328 R1	0.53	20.0	Thin Wall XLPE Primary Cable	TAN	1665.0	-	1	674
57	-	-	AC23-G1	3510328 R1	0.53	20.0	Thin Wall XLPE Primary Cable	TAN	430.0	-	X	-
57	-	-	AA95AA	3510328 R1	0.53	20.0	Thin Wall XLPE Primary Cable	TAN	1665.0	-	6	674
59	-	-	KM47C	3510310 R1	0.53	20.0	Thin Wall XLPE Primary Cable	GREY	2495.0	-	B	7601
59	-	-	KM47B	3510310 R1	0.53	20.0	Thin Wall XLPE Primary Cable	GREY	2495.0	-	B	6401
60	-	-	KM47B	3510310 R1	0.53	20.0	Thin Wall XLPE Primary Cable	GREY	2495.0	-	A	7601
60	-	-	KM47C	3510310 R1	0.53	20.0	Thin Wall XLPE Primary Cable	GREY	2495.0	-	A	6401
62	-	-	KC9A	3510310 R1	0.53	20.0	Thin Wall XLPE Primary Cable	GREY	545.0	-	2	6000 (J2)

Name	Terminal Part Number	V-Min	Name	Wire Part Number	Wire CSA	Wire Spec	Wire Material description	Wire Color Description	Wire Length	End2 Terminal Part Number	End2 Pin Name	End2 Connector
62	-	-	KB9	3510310 R1	0.53	20.0	Thin Wall XLPE Primary Cable	GREY	1145.0	-	2	6000 (J2)
62	-	-	KB9-G	3510310 R1	0.53	20.0	Thin Wall XLPE Primary Cable	GREY	1470.0	-	-	-
62	-	-	KC9A	3510310 R1	0.53	20.0	Thin Wall XLPE Primary Cable	GREY	545.0	-	-	-
62	-	-	KB9	3510310 R1	0.53	20.0	Thin Wall XLPE Primary Cable	GREY	1145.0	-	-	-
65	-	-	AD41A	3510328 R1	0.53	20.0	Thin Wall XLPE Primary Cable	TAN	1170.0	-	X	-
65	-	-	KA41A	3510328 R1	0.53	20.0	Thin Wall XLPE Primary Cable	TAN	1450.0	-	X	-
65	-	-	AB41A	3510328 R1	0.53	20.0	Thin Wall XLPE Primary Cable	TAN	805.0	-	X	-
75	-	-	KA18	3510323 R1	0.79	18.0	Thin Wall XLPE Primary Cable	PINK	1490.0	-	A	K19-2000

Name	Terminal Part Number	V-Min	Name	Wire Part Number	Wire CSA	Wire Spec	Wire Material description	Wire Color Description	Wire Length	End2 Terminal Part Number	End2 Pin Name	End2 Connector
76	-	-	KA18R	3510323 R1	0.79	18.0	Thin Wall XLPE Primary Cable	PINK	155.0	-	X	-
77	-	-	VK95DVH	4073403 R1	0.53	20.0	TXL 150C	TAN	2265.0	-	2	670A
79	-	-	KA95SB	3510328 R1	0.53	20.0	Thin Wall XLPE Primary Cable	TAN	2205.0	-	A12	690
82	-	-	VL95AC	3510328 R1	0.53	20.0	Thin Wall XLPE Primary Cable	TAN	1665.0	-	5	674

Connector Name 6000 (J2)
 Part Number 3945694C1
 Instances B6.7 - Coolant Level Monitoring (No CLA Module):Diagram1
 B6.7 - Cooling Fan Control Two-Speed:Diagram1
 B6.7 - Engine (Control) Cummins:Connector 6000
 B6.7 - Heating Ventilation & Air Conditioning (HVAC) (Auto Control head W/PT Transducer N/Low Pressure SW):Diagram1_HVAC
 B6.7 - Heating Ventilation & Air Conditioning (HVAC) (Manual W/PT Transducer N/Low Pressure SW):Diagram1 - HVAC
 B6.7 - Selective Catalytic Reduction (SCR):Diagram1
 B6.7 - Selective Catalytic Reduction (SCR):Diagram2
 B6.7 - Vehicle Acceleration (w/ Two PWR Two GND & Two STS):Diagram1
 B6.7/L9 - Door Pod Module (4 Door):Diagram1
 B6.7/L9 - Transfer Case - High/Low Air Sol:Diagram1
 B6.7/L9 - Transfer Case - High/Neu/Low Air Sol:Diagram1
 L9 - Cooling Fan Control Two-Speed:Diagram1
 L9 - Engine (Control) Cummins:Connector 6000
 L9 - Heating Ventilation & Air Conditioning (HVAC) (Auto Control head W/PT Transducer N/Low Pressure SW):Diagram1_HVAC
 L9 - Heating Ventilation & Air Conditioning (HVAC) (Manual W/PT Transducer N/Low Pressure SW):Diagram1 - HVAC
 L9 - Starting Aid (Grid Heater):Diagram1
 L9 - Vehicle Acceleration (w/ Two PWR Two GND & Two STS):Diagram1



Mates MODU-ECM-A001-10-01A

Name	Terminal Part Number	V-Min	Name	Wire Part Number	Wire CSA	Wire Spec	Wire Material description	Wire Color Description	Wire Length	End2 Terminal Part Number	End2 Pin Name	End2 Connector
1	-	-	KA14A5	3510366 R1	1.16	16.0	Thin Wall XLPE Primary Cable	RED	515.0	-	1	-
3	-	-	KA95GBE	3510294 R1	1.16	16.0	Thin Wall XLPE Primary Cable	BLACK	675.0	-	-	-

Name	Terminal Part Number	V-Min	Name	Wire Part Number	Wire CSA	Wire Spec	Wire Material description	Wire Color Description	Wire Length	End2 Terminal Part Number	End2 Pin Name	End2 Connector
3	-	-	KA95GBE	3510294 R1	1.16	16.0	Thin Wall XLPE Primary Cable	BLACK	675.0	-	X	-
5	-	-	KA13B	3510323 R1	0.79	18.0	Thin Wall XLPE Primary Cable	PINK	125.0	-	X	-
6	-	-	VJ95F	3510328 R1	0.53	20.0	Thin Wall XLPE Primary Cable	TAN	2570.0	-	-	-
6	-	-	VJ95F	3510328 R1	0.53	20.0	Thin Wall XLPE Primary Cable	TAN	2570.0	-	2	674
6	-	-	VL95F	3510328 R1	0.53	20.0	Thin Wall XLPE Primary Cable	TAN	1665.0	-	75	6000 (J2)
8	-	-	KP6A	3510328 R1	0.53	20.0	Thin Wall XLPE Primary Cable	TAN	160.0	-	-	-
8	-	-	VY6A	3510328 R1	0.53	20.0	Thin Wall XLPE Primary Cable	TAN	635.0	-	-	-
8	-	-	VG6A	3510346 R1	0.53	20.0	Thin Wall XLPE Primary Cable	VIOLET	460.0	-	-	-

Name	Terminal Part Number	V-Min	Name	Wire Part Number	Wire CSA	Wire Spec	Wire Material description	Wire Color Description	Wire Length	End2 Terminal Part Number	End2 Pin Name	End2 Connector
8	-	-	KP6A	3510328 R1	0.53	20.0	Thin Wall XLPE Primary Cable	TAN	160.0	-	X	-
8	-	-	AH6A	3510310 R1	0.53	20.0	Thin Wall XLPE Primary Cable	GREY	460.0	-	-	-
8	-	-	VX6A	3510310 R1	0.53	20.0	Thin Wall XLPE Primary Cable	GREY	530.0	-	-	-
8	-	-	AF6A	3510310 R1	0.53	20.0	Thin Wall XLPE Primary Cable	GREY	460.0	-	-	-
8	-	-	AB6A	3510310 R1	0.53	20.0	Thin Wall XLPE Primary Cable	GREY	460.0	-	-	-
8	-	-	VX6A	3510310 R1	0.53	20.0	Thin Wall XLPE Primary Cable	GREY	530.0	-	X	-
8	-	-	VY6A	3510328 R1	0.53	20.0	Thin Wall XLPE Primary Cable	TAN	635.0	-	X	-
9	-	-	VJ97C	3510346 R1	0.53	20.0	Thin Wall XLPE Primary Cable	VIOLET	1170.0	-	10	6000 (J2)

Name	Terminal Part Number	V-Min	Name	Wire Part Number	Wire CSA	Wire Spec	Wire Material description	Wire Color Description	Wire Length	End2 Terminal Part Number	End2 Pin Name	End2 Connector
9	-	-	VJ97C	3510346 R1	0.53	20.0	Thin Wall XLPE Primary Cable	VIOLET	1170.0	-	-	-
9	-	-	VJ97C	3510346 R1	0.53	20.0	Thin Wall XLPE Primary Cable	VIOLET	1170.0	-	22	1702
10	-	-	VJ99B	3510346 R1	0.53	20.0	Thin Wall XLPE Primary Cable	VIOLET	1170.0	-	-	-
10	-	-	VJ97C	3510346 R1	0.53	20.0	Thin Wall XLPE Primary Cable	VIOLET	1170.0	-	9	6000 (J2)
10	-	-	VJ99B	3510346 R1	0.53	20.0	Thin Wall XLPE Primary Cable	VIOLET	1170.0	-	28	1702
12	-	-	KR46B	3510310 R1	0.53	20.0	Thin Wall XLPE Primary Cable	GREY	1025.0	-	-	-
12	-	-	VW46B	3510310 R1	0.53	20.0	Thin Wall XLPE Primary Cable	GREY	1025.0	-	-	-
12	-	-	KY46B	3510310 R1	0.53	20.0	Thin Wall XLPE Primary Cable	GREY	1345.0	-	-	-

Name	Terminal Part Number	V-Min	Name	Wire Part Number	Wire CSA	Wire Spec	Wire Material description	Wire Color Description	Wire Length	End2 Terminal Part Number	End2 Pin Name	End2 Connector
13	-	-	VA95	3510328 R1	0.53	20.0	Thin Wall XLPE Primary Cable	TAN	805.0	-	-	-
16	-	-	VJ95K	4073403 R1	0.53	20.0	TXL 150C	TAN	3420.0	-	-	-
16	-	-	VJ95K	4073403 R1	0.53	20.0	TXL 150C	TAN	3420.0	-	8	8600
16	-	-	VK95K	4073403 R1	0.53	20.0	TXL 150C	TAN	2265.0	-	-	-
19	-	-	KR46A	3510310 R1	0.53	20.0	Thin Wall XLPE Primary Cable	GREY	1025.0	-	-	-
19	-	-	VW46A	3510310 R1	0.53	20.0	Thin Wall XLPE Primary Cable	GREY	1025.0	-	-	-
19	-	-	KY46A	3510310 R1	0.53	20.0	Thin Wall XLPE Primary Cable	GREY	1345.0	-	-	-
22	-	-	-	-	-	-	-	-	-	-	-	-
25	-	-	KA14A4	3510366 R1	1.16	16.0	Thin Wall XLPE Primary Cable	RED	455.0	-	1	-
26	-	-	KA14A3	3510366 R1	1.16	16.0	Thin Wall XLPE Primary Cable	RED	455.0	-	1	-
27	-	-	KA14A2	3510366 R1	1.16	16.0	Thin Wall XLPE Primary Cable	RED	485.0	-	1	-

Name	Terminal Part Number	V-Min	Name	Wire Part Number	Wire CSA	Wire Spec	Wire Material description	Wire Color Description	Wire Length	End2 Terminal Part Number	End2 Pin Name	End2 Connector
27	-	-	KA14A2	3510366 R1	1.16	16.0	Thin Wall XLPE Primary Cable	RED	485.0	-	X	-
28	-	-	KA14A1	3510366 R1	1.16	16.0	Thin Wall XLPE Primary Cable	RED	485.0	-	1	-
28	-	-	KA14A1	3510366 R1	1.16	16.0	Thin Wall XLPE Primary Cable	RED	485.0	-	X	-
30	-	-	VW97AR	3510346 R1	0.53	20.0	Thin Wall XLPE Primary Cable	VIOLET	1025.0	-	-	-
30	-	-	KR97AR	3510346 R1	0.53	20.0	Thin Wall XLPE Primary Cable	VIOLET	1025.0	-	-	-
30	-	-	KY97AR	3510346 R1	0.53	20.0	Thin Wall XLPE Primary Cable	VIOLET	1345.0	-	-	-
32	-	-	VJ9A	4073403 R1	0.53	20.0	TXL 150C	TAN	3420.0	-	-	-
32	-	-	VJ9A	4073403 R1	0.53	20.0	TXL 150C	TAN	3420.0	-	7	8600
32	-	-	KT9A	3510310 R1	0.53	20.0	Thin Wall XLPE Primary Cable	GREY	590.0	-	-	-

Name	Terminal Part Number	V-Min	Name	Wire Part Number	Wire CSA	Wire Spec	Wire Material description	Wire Color Description	Wire Length	End2 Terminal Part Number	End2 Pin Name	End2 Connector
33	-	-	VJ97B	3510346 R1	0.53	20.0	Thin Wall XLPE Primary Cable	VIOLET	1170.0	-	-	-
33	-	-	VJ97B	3510346 R1	0.53	20.0	Thin Wall XLPE Primary Cable	VIOLET	1170.0	-	23	1702
35	-	-	KA34	3510328 R1	0.53	20.0	Thin Wall XLPE Primary Cable	TAN	1265.0	-	-	-
35	-	-	KA34	3510328 R1	0.53	20.0	Thin Wall XLPE Primary Cable	TAN	1265.0	-	X	-
38	-	-	VJ95B	3510328 R1	0.53	20.0	Thin Wall XLPE Primary Cable	TAN	100.0	-	-	-
38	-	-	VJ95B	3510328 R1	0.53	20.0	Thin Wall XLPE Primary Cable	TAN	100.0	-	X	-
39	-	-	VJ95A1	3510328 R1	0.53	20.0	Thin Wall XLPE Primary Cable	TAN	545.0	-	-	-
39	-	-	VJ95A1	3510328 R1	0.53	20.0	Thin Wall XLPE Primary Cable	TAN	545.0	-	X	-

Name	Terminal Part Number	V-Min	Name	Wire Part Number	Wire CSA	Wire Spec	Wire Material description	Wire Color Description	Wire Length	End2 Terminal Part Number	End2 Pin Name	End2 Connector
40	-	-	VJ95AU2	3510328 R1	0.53	20.0	Thin Wall XLPE Primary Cable	TAN	575.0	-	-	-
40	-	-	VJ95AU2	3510328 R1	0.53	20.0	Thin Wall XLPE Primary Cable	TAN	575.0	-	X	-
41	-	-	VJ95	4073403 R1	0.53	20.0	TXL 150C	TAN	3420.0	-	-	-
41	-	-	VJ95	4073403 R1	0.53	20.0	TXL 150C	TAN	3420.0	-	3	8600
42	-	-	VJ95A	4073403 R1	0.53	20.0	TXL 150C	TAN	3420.0	-	-	-
42	-	-	VJ95A	4073403 R1	0.53	20.0	TXL 150C	TAN	3420.0	-	4	8600
46	-	-	-	-	-	-	-	-	-	-	-	-
49	-	-	KA10-GA	3510360 R1	1.16	16.0	Thin Wall XLPE Primary Cable	WHITE	310.0	-	1	-
49	-	-	KA10-GA	3510360 R1	1.16	16.0	Thin Wall XLPE Primary Cable	WHITE	310.0	-	X	-
50	-	-	KA10-GB	3510360 R1	1.16	16.0	Thin Wall XLPE Primary Cable	WHITE	310.0	-	1	-
50	-	-	KA10-GB	3510360 R1	1.16	16.0	Thin Wall XLPE Primary Cable	WHITE	310.0	-	X	-

Name	Terminal Part Number	V-Min	Name	Wire Part Number	Wire CSA	Wire Spec	Wire Material description	Wire Color Description	Wire Length	End2 Terminal Part Number	End2 Pin Name	End2 Connector
51	-	-	KA10-GC	3510360 R1	1.16	16.0	Thin Wall XLPE Primary Cable	WHITE	190.0	-	1	-
52	-	-	KA10-GD	3510360 R1	1.16	16.0	Thin Wall XLPE Primary Cable	WHITE	190.0	-	1	-
53	-	-	VJ95EL	2645915 R1	0.79	18.0	TXL 150C	TAN	3420.0	-	-	-
53	-	-	VJ95EL	2645915 R1	0.79	18.0	TXL 150C	TAN	3420.0	-	1	8600
53	-	-	VK95DVL	4073403 R1	0.53	20.0	TXL 150C	TAN	2265.0	-	-	-
54	-	-	VJ95N	3510328 R1	0.53	20.0	Thin Wall XLPE Primary Cable	TAN	2570.0	-	-	-
54	-	-	VJ95N	3510328 R1	0.53	20.0	Thin Wall XLPE Primary Cable	TAN	2570.0	-	1	674
54	-	-	VL95E	3510328 R1	0.53	20.0	Thin Wall XLPE Primary Cable	TAN	1665.0	-	-	-
57	-	-	KA95AA	3510328 R1	0.53	20.0	Thin Wall XLPE Primary Cable	TAN	1145.0	-	-	-
57	-	-	AC23-G1	3510328 R1	0.53	20.0	Thin Wall XLPE Primary Cable	TAN	430.0	-	-	-

Name	Terminal Part Number	V-Min	Name	Wire Part Number	Wire CSA	Wire Spec	Wire Material description	Wire Color Description	Wire Length	End2 Terminal Part Number	End2 Pin Name	End2 Connect or
57	-	-	AA95AA	3510328 R1	0.53	20.0	Thin Wall XLPE Primary Cable	TAN	1665.0	-	-	-
57	-	-	AC23-G1	3510328 R1	0.53	20.0	Thin Wall XLPE Primary Cable	TAN	430.0	-	X	-
59	-	-	KM47C	3510310 R1	0.53	20.0	Thin Wall XLPE Primary Cable	GREY	2495.0	-	-	-
59	-	-	BA47A	3510310 R1	0.53	20.0	Thin Wall XLPE Primary Cable	GREY	2535.0	-	-	-
60	-	-	KM47B	3510310 R1	0.53	20.0	Thin Wall XLPE Primary Cable	GREY	2495.0	-	-	-
60	-	-	BA47	3510310 R1	0.53	20.0	Thin Wall XLPE Primary Cable	GREY	2535.0	-	-	-
61	-	-	VJ97N	3510346 R1	0.53	20.0	Thin Wall XLPE Primary Cable	VIOLET	1170.0	-	-	-
61	-	-	VJ97N	3510346 R1	0.53	20.0	Thin Wall XLPE Primary Cable	VIOLET	1170.0	-	32	1702

Name	Terminal Part Number	V-Min	Name	Wire Part Number	Wire CSA	Wire Spec	Wire Material description	Wire Color Description	Wire Length	End2 Terminal Part Number	End2 Pin Name	End2 Connector
62	-	-	KB9	3510310 R1	0.53	20.0	Thin Wall XLPE Primary Cable	GREY	1145.0	-	-	-
62	-	-	KC9A	3510310 R1	0.53	20.0	Thin Wall XLPE Primary Cable	GREY	545.0	-	-	-
62	-	-	KA95AA	3510328 R1	0.53	20.0	Thin Wall XLPE Primary Cable	TAN	1145.0	-	-	-
62	-	-	KB9-G	3510310 R1	0.53	20.0	Thin Wall XLPE Primary Cable	GREY	1470.0	-	-	-
63	-	-	VW99A	3510346 R1	0.53	20.0	Thin Wall XLPE Primary Cable	VIOLET	1025.0	-	-	-
63	-	-	KR99A	3510346 R1	0.53	20.0	Thin Wall XLPE Primary Cable	VIOLET	1025.0	-	-	-
63	-	-	KY99A	3510346 R1	0.53	20.0	Thin Wall XLPE Primary Cable	VIOLET	1345.0	-	-	-
64	-	-	VJ97M	3510346 R1	0.53	20.0	Thin Wall XLPE Primary Cable	VIOLET	1170.0	-	-	-

Name	Terminal Part Number	V-Min	Name	Wire Part Number	Wire CSA	Wire Spec	Wire Material description	Wire Color Description	Wire Length	End2 Terminal Part Number	End2 Pin Name	End2 Connector
64	-	-	VJ97M	3510346 R1	0.53	20.0	Thin Wall XLPE Primary Cable	VIOLET	1170.0	-	33	1702
65	-	-	AD41A	3510328 R1	0.53	20.0	Thin Wall XLPE Primary Cable	TAN	1170.0	-	-	-
65	-	-	AB41A	3510328 R1	0.53	20.0	Thin Wall XLPE Primary Cable	TAN	805.0	-	-	-
65	-	-	KA41A	3510328 R1	0.53	20.0	Thin Wall XLPE Primary Cable	TAN	1450.0	-	-	-
66	-	-	VW97XG	3510310 R1	0.53	20.0	Thin Wall XLPE Primary Cable	GREY	1025.0	-	-	-
66	-	-	KR97XG	3510310 R1	0.53	20.0	Thin Wall XLPE Primary Cable	GREY	1025.0	-	-	-
66	-	-	KY97XG	3510310 R1	0.53	20.0	Thin Wall XLPE Primary Cable	GREY	1345.0	-	-	-
67	-	-	VW99F	3510346 R1	0.53	20.0	Thin Wall XLPE Primary Cable	VIOLET	1025.0	-	-	-

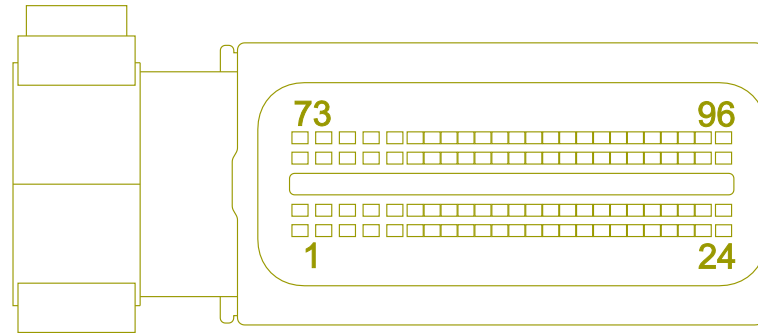
Name	Terminal Part Number	V-Min	Name	Wire Part Number	Wire CSA	Wire Spec	Wire Material description	Wire Color Description	Wire Length	End2 Terminal Part Number	End2 Pin Name	End2 Connector
67	-	-	KR99F	3510346 R1	0.53	20.0	Thin Wall XLPE Primary Cable	VIOLET	1025.0	-	-	-
67	-	-	KY99F	3510346 R1	0.53	20.0	Thin Wall XLPE Primary Cable	VIOLET	1345.0	-	-	-
70	-	-	KR97XC	3510328 R1	0.53	20.0	Thin Wall XLPE Primary Cable	TAN	1025.0	-	-	-
70	-	-	VW97XC	3510328 R1	0.53	20.0	Thin Wall XLPE Primary Cable	TAN	1025.0	-	-	-
70	-	-	KY97XC	3510328 R1	0.53	20.0	Thin Wall XLPE Primary Cable	TAN	1345.0	-	-	-
73	-	-	KA10-GE	3510360 R1	1.16	16.0	Thin Wall XLPE Primary Cable	WHITE	190.0	-	1	-
75	-	-	KA18	3510323 R1	0.79	18.0	Thin Wall XLPE Primary Cable	PINK	1490.0	-	-	-
75	-	-	VL95F	3510328 R1	0.53	20.0	Thin Wall XLPE Primary Cable	TAN	1665.0	-	6	6000 (J2)

Name	Terminal Part Number	V-Min	Name	Wire Part Number	Wire CSA	Wire Spec	Wire Material description	Wire Color Description	Wire Length	End2 Terminal Part Number	End2 Pin Name	End2 Connect or
75	-	-	KA18	3510323 R1	0.79	18.0	Thin Wall XLPE Primary Cable	PINK	1490.0	-	A	K22-2000
76	-	-	KA18R	3510323 R1	0.79	18.0	Thin Wall XLPE Primary Cable	PINK	155.0	-	-	-
76	-	-	KA18R	3510323 R1	0.79	18.0	Thin Wall XLPE Primary Cable	PINK	155.0	-	A	K22-2001
77	-	-	VJ95EH	2645915 R1	0.79	18.0	TXL 150C	TAN	3420.0	-	-	-
77	-	-	VJ95EH	2645915 R1	0.79	18.0	TXL 150C	TAN	3420.0	-	2	8600
77	-	-	VK95DVH	4073403 R1	0.53	20.0	TXL 150C	TAN	2265.0	-	-	-
78	-	-	AC23	3510328 R1	0.53	20.0	Thin Wall XLPE Primary Cable	TAN	1330.0	-	-	-
78	-	-	AC23	3510328 R1	0.53	20.0	Thin Wall XLPE Primary Cable	TAN	1330.0	-	A	K18_600
78	-	-	AC23	3510328 R1	0.53	20.0	Thin Wall XLPE Primary Cable	TAN	1330.0	-	A	K22_600
79	-	-	KA95A	3510328 R1	0.53	20.0	Thin Wall XLPE Primary Cable	TAN	1255.0	-	-	-

Name	Terminal Part Number	V-Min	Name	Wire Part Number	Wire CSA	Wire Spec	Wire Material description	Wire Color Description	Wire Length	End2 Terminal Part Number	End2 Pin Name	End2 Connector
79	-	-	KA95A	3510328 R1	0.53	20.0	Thin Wall XLPE Primary Cable	TAN	1255.0	-	B10	679
82	-	-	VJ95AB	3510328 R1	0.53	20.0	Thin Wall XLPE Primary Cable	TAN	2570.0	-	-	-
82	-	-	VJ95AB	3510328 R1	0.53	20.0	Thin Wall XLPE Primary Cable	TAN	2570.0	-	5	674
82	-	-	VL95AC	3510328 R1	0.53	20.0	Thin Wall XLPE Primary Cable	TAN	1665.0	-	-	-
83	-	-	VW97XH	3510346 R1	0.53	20.0	Thin Wall XLPE Primary Cable	VIOLET	1345.0	-	-	-
90	-	-	KR99B	3510346 R1	0.53	20.0	Thin Wall XLPE Primary Cable	VIOLET	1025.0	-	-	-
90	-	-	VW46C	3510310 R1	0.53	20.0	Thin Wall XLPE Primary Cable	GREY	1025.0	-	-	-
90	-	-	KY99B	3510346 R1	0.53	20.0	Thin Wall XLPE Primary Cable	VIOLET	1345.0	-	-	-

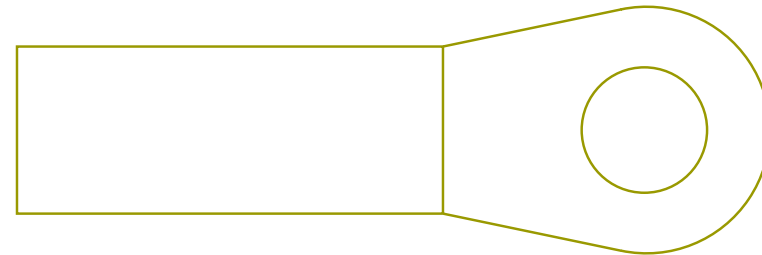
Name	Terminal Part Number	V-Min	Name	Wire Part Number	Wire CSA	Wire Spec	Wire Material description	Wire Color Description	Wire Length	End2 Terminal Part Number	End2 Pin Name	End2 Connect or
94	-	-	KR99C	3510346 R1	0.53	20.0	Thin Wall XLPE Primary Cable	VIOLET	1025.0	-	-	-
94	-	-	VW99C	3510346 R1	0.53	20.0	Thin Wall XLPE Primary Cable	VIOLET	1025.0	-	-	-
94	-	-	KY99C	3510346 R1	0.53	20.0	Thin Wall XLPE Primary Cable	VIOLET	1345.0	-	-	-

Connector Name 6018
 Part Number 3952655C1
 Instances B6.7/L9 - Transfer Case - High/Low Air Sol:Diagram1
 B6.7/L9 - Transfer Case - High/Neu/Low Air Sol:Diagram1
 Mates MODU-ECM-A001-10-00A A26



Name	Terminal Part Number	V-Min	Name	Wire Part Number	Wire CSA	Wire Spec	Wire Material description	Wire Color Description	Wire Length	End2 Terminal Part Number	End2 Pin Name	End2 Connector
59	-	-	-	-	-	-	-	-	-	-	-	-
83	-	-	-	-	-	-	-	-	-	-	-	-

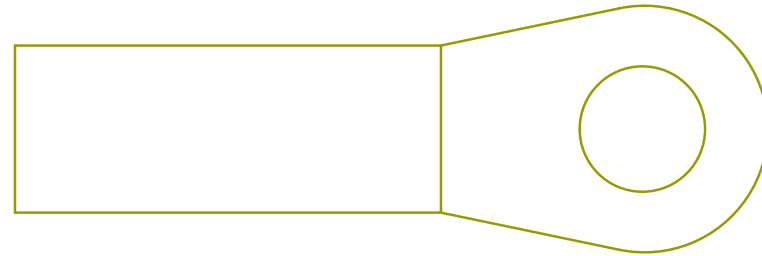
Connector Name 6049
 Part Number 3866817C1
 Instances B6.7 - Battery International (4) 12V:Diagram1
 B6.7 - Cranking (Starter) GEN4 BODY CONTROL MODULE W/
 O Thermal Overcrank:Diagram1-Combination1
 B6.7 - Cranking (Starter) GEN4 BODY CONTROL MODULE W/
 O Thermal Overcrank:Diagram1-Combination2
 B6.7 - Cranking (Starter) GEN4 BODY CONTROL MODULE W/
 O Thermal Overcrank:Diagram1-Combination3
 B6.7 - Cranking (Starter) GEN4 BODY CONTROL MODULE W/
 O Thermal Overcrank:Diagram1-Combination4
 B6.7 - Cranking (Starter) GEN4 BODY CONTROL MODULE W/
 O Thermal Overcrank:Diagram1-Combination5
 L9 - Battery International (4) 12V:Diagram1
 Mates BTRY-925CCA_1-4005-01-01B



Name	Terminal Part Number	V-Min	Name	Wire Part Number	Wire CSA	Wire Spec	Wire Material description	Wire Color Description	Wire Length	End2 Terminal Part Number	End2 Pin Name	End2 Connector
1	-	-	14-G	2645235 R1	49.99	0.0	SGX FLEX 125C	BLACK	360.0	-	-	-
1	-	-	1/0	2643728 R1	49.99	0.0	SGT 80C	RED	210.0	-	1	6051
1	-	-	N14-GA	2643788 R1	4.81	10.0	Std. Wall XLPE Primary Cable	WHITE	230.0	-	-	-
1	-	-	N97-GB	2643788 R1	4.81	10.0	Std. Wall XLPE Primary Cable	WHITE	230.0	-	-	-
1	-	-	RA14-G	3510362 R1	3.01	12.0	Thin Wall XLPE Primary Cable	WHITE	930.0	-	-	-
1	-	-	14-G	2645235 R1	49.99	0.0	SGX FLEX 125C	BLACK	360.0	-	A	J2

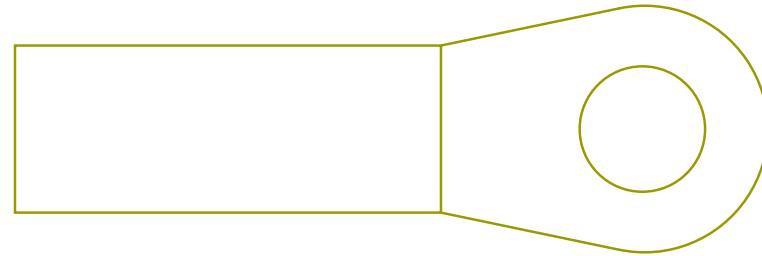
Name	Terminal Part Number	V-Min	Name	Wire Part Number	Wire CSA	Wire Spec	Wire Material description	Wire Color Description	Wire Length	End2 Terminal Part Number	End2 Pin Name	End2 Connector
1	-	-	14-G	2645235 R1	49.99	0.0	SGX FLEX 125C	BLACK	360.0	-	A	S96_9256

Connector Name 6049_A
 Part Number 3866817C1
 Instances B6.7/L9 - Maxwell 12V Ultracapacitor Engine Start Module
 (ESM):Diagram1



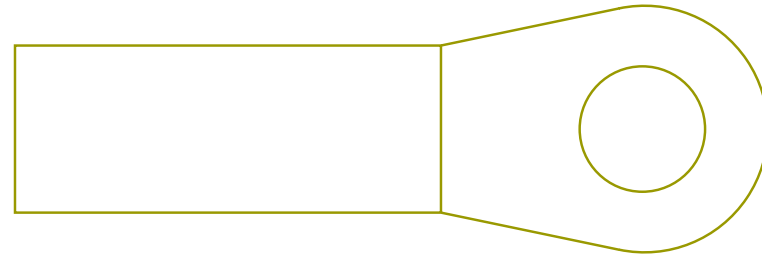
Name	Terminal Part Number	V-Min	Name	Wire Part Number	Wire CSA	Wire Spec	Wire Material description	Wire Color Description	Wire Length	End2 Terminal Part Number	End2 Pin Name	End2 Connector
A	-	-	WIRE416311	-	0.0	-	-	-	0.0	-	A	6049_B

Connector Name 6049_B
 Part Number 3866817C1
 Instances B6.7/L9 - Maxwell 12V Ultracapacitor Engine Start Module
 (ESM):Diagram1



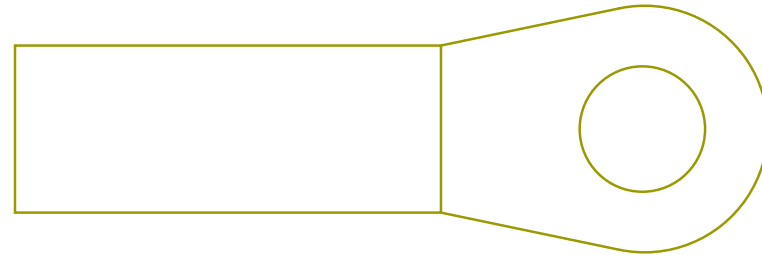
Name	Terminal Part Number	V-Min	Name	Wire Part Number	Wire CSA	Wire Spec	Wire Material description	Wire Color Description	Wire Length	End2 Terminal Part Number	End2 Pin Name	End2 Connector
A	-	-	WIRE416311	-	0.0	-	-	-	0.0	-	A	6049_A
A	-	-	WIRE416313	-	0.0	-	-	-	0.0	-	A	6049_C

Connector Name 6049_C
 Part Number 3866817C1
 Instances B6.7/L9 - Maxwell 12V Ultracapacitor Engine Start Module
 (ESM):Diagram1



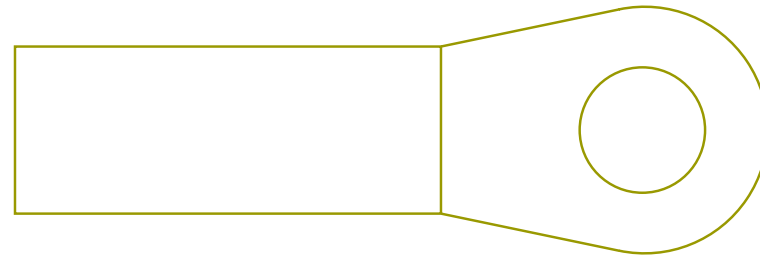
Name	Terminal Part Number	V-Min	Name	Wire Part Number	Wire CSA	Wire Spec	Wire Material description	Wire Color Description	Wire Length	End2 Terminal Part Number	End2 Pin Name	End2 Connector
A	-	-	WIRE416313	-	0.0	-	-	-	0.0	-	A	6049_B
A	-	-	WIRE416319	-	0.0	-	-	-	0.0	-	1	Terminal Block if Required
A	-	-	WIRE416321	-	0.0	-	-	-	0.0	-	A	6051_B
A	-	-	WIRE416323	-	0.0	-	-	-	0.0	-	A	J1

Connector Name 6049_C
 Part Number 3866817C1
 Instances B6.7/L9 - Maxwell 12V Ultracapacitor Engine Start Module
 (ESM):Diagram1
 Mates DEV180305



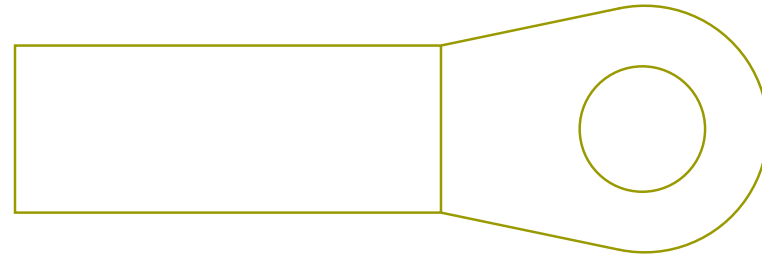
Name	Terminal Part Number	V-Min	Name	Wire Part Number	Wire CSA	Wire Spec	Wire Material description	Wire Color Description	Wire Length	End2 Terminal Part Number	End2 Pin Name	End2 Connector
A	-	-	WIRE416320	-	0.0	-	-	-	0.0	-	A	6051_C

Connector Name 6051
 Part Number 3866817C1
 Instances
 B6.7 - Battery International (4) 12V:Diagram1
 B6.7 - Cranking (Starter) GEN4 BODY CONTROL MODULE W/
 O Thermal Overcrank:Diagram1-Combination1
 B6.7 - Cranking (Starter) GEN4 BODY CONTROL MODULE W/
 O Thermal Overcrank:Diagram1-Combination2
 B6.7 - Cranking (Starter) GEN4 BODY CONTROL MODULE W/
 O Thermal Overcrank:Diagram1-Combination3
 B6.7 - Cranking (Starter) GEN4 BODY CONTROL MODULE W/
 O Thermal Overcrank:Diagram1-Combination4
 B6.7 - Cranking (Starter) GEN4 BODY CONTROL MODULE W/
 O Thermal Overcrank:Diagram1-Combination5
 B6.7 - Delco Remy 28SI Alternator W/Sensor:Diagram1
 B6.7 - Delco Remy 36SI Alternator W/Sensor:Diagram1
 B6.7 - Leece-Neville - LN 325A Alternator W/Sensor:Diagram1
 B6.7 - Leece-Neville AVI160-210A/240A Alternator W/
 Sensor:Diagram1
 L9 - Battery International (4) 12V:Diagram1
 Mates BTRY-925CCA_1-4005-01-01D



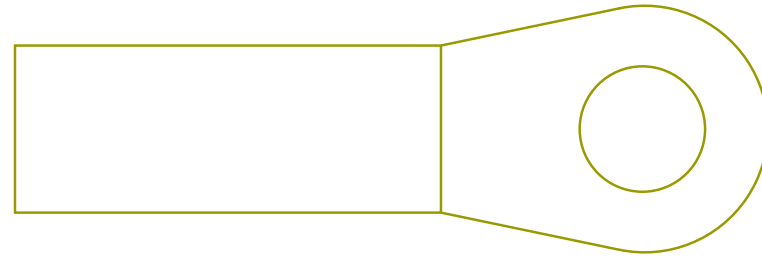
Name	Terminal Part Number	V-Min	Name	Wire Part Number	Wire CSA	Wire Spec	Wire Material description	Wire Color Description	Wire Length	End2 Terminal Part Number	End2 Pin Name	End2 Connector
1	-	-	1/0	2643728 R1	49.99	0.0	SGT 80C	RED	210.0	-	1	6049
1	-	-	14	2645248 R1	49.99	0.0	SGX FLEX 125C	RED	360.0	-	-	-
1	-	-	N14HB	2643698 R1	4.81	10.0	Std. Wall XLPE Primary Cable	RED	210.0	-	-	-
1	-	-	7B	3510366 R1	1.16	16.0	Thin Wall XLPE Primary Cable	RED	250.0	-	A	K22_1F
1	-	-	14	2645248 R1	49.99	0.0	SGX FLEX 125C	RED	360.0	-	A	6305

Connector Name 6051_B
 Part Number 3866817C1
 Instances B6.7/L9 - Maxwell 12V Ultracapacitor Engine Start Module
 (ESM):Diagram1
 Mates DEV180305



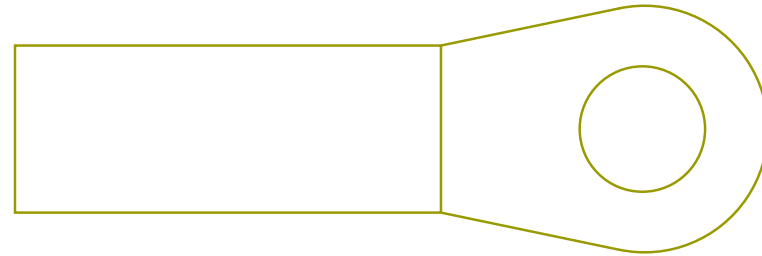
Name	Terminal Part Number	V-Min	Name	Wire Part Number	Wire CSA	Wire Spec	Wire Material description	Wire Color Description	Wire Length	End2 Terminal Part Number	End2 Pin Name	End2 Connector
A	-	-	WIRE416321	-	0.0	-	-	-	0.0	-	A	6049_C

Connector Name 6051_B
 Part Number 3866817C1
 Instances B6.7/L9 - Maxwell 12V Ultracapacitor Engine Start Module
 (ESM):Diagram1
 Mates DEV180297



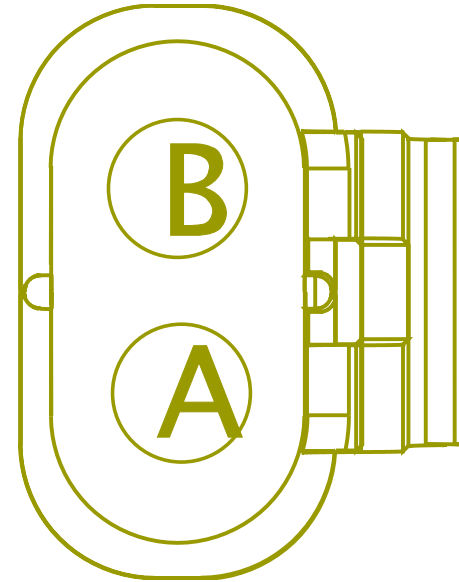
Name	Terminal Part Number	V-Min	Name	Wire Part Number	Wire CSA	Wire Spec	Wire Material description	Wire Color Description	Wire Length	End2 Terminal Part Number	End2 Pin Name	End2 Connector
A	-	-	WIRE416312	-	0.0	-	-	-	0.0	-	A	6051_C

Connector Name 6051_C
 Part Number 3866817C1
 Instances B6.7/L9 - Maxwell 12V Ultracapacitor Engine Start Module
 (ESM):Diagram1
 Mates DEV180299



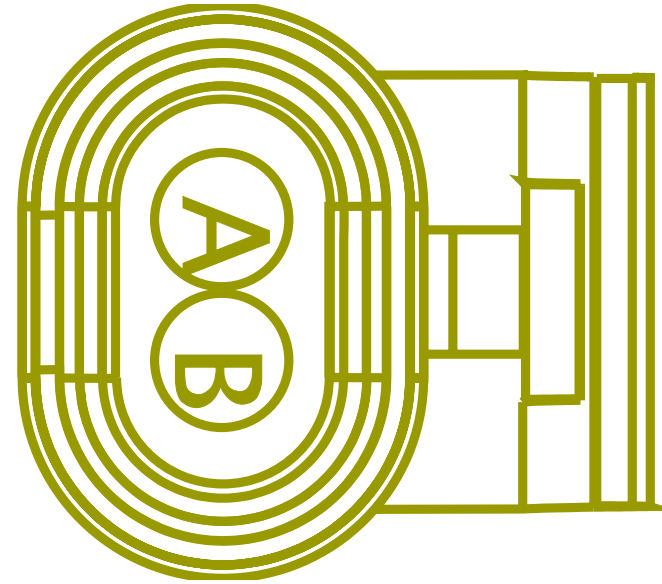
Name	Terminal Part Number	V-Min	Name	Wire Part Number	Wire CSA	Wire Spec	Wire Material description	Wire Color Description	Wire Length	End2 Terminal Part Number	End2 Pin Name	End2 Connector
A	-	-	WIRE416312	-	0.0	-	-	-	0.0	-	A	6051_B
A	-	-	WIRE416320	-	0.0	-	-	-	0.0	-	A	6049_C

Connector Name 6060
 Part Number 1667639C1
 Instances B6.7 - Brakes (Hydraulic):Diagram1
 L9 - Brakes (Hydraulic):Diagram1
 Mates CP-HYD3_MAXI_FUSE



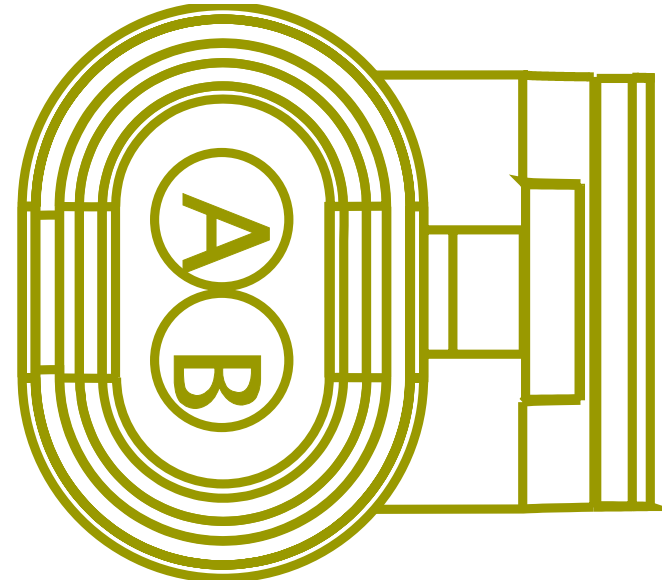
Name	Terminal Part Number	V-Min	Name	Wire Part Number	Wire CSA	Wire Spec	Wire Material description	Wire Color Description	Wire Length	End2 Terminal Part Number	End2 Pin Name	End2 Connector
1	-	-	XS90H	2643782 R1	1.91	14.0	Std. Wall XLPE Primary Cable	GREY	480.0	-	A	6067
2	-	-	XS90HA	2643680 R1	1.16	16.0	Std. Wall XLPE Primary Cable	GREY	2190.0	-	39	1703F

Connector Name 6061
 Part Number 2036584C1
 Instances B6.7 - Brakes (Hydraulic):Diagram1
 L9 - Brakes (Hydraulic):Diagram1
 Mates Fluid Flow Switch




Name	Terminal Part Number	V-Min	Name	Wire Part Number	Wire CSA	Wire Spec	Wire Material description	Wire Color Description	Wire Length	End2 Terminal Part Number	End2 Pin Name	End2 Connector
A	-	-	XS90CA	2643680 R1	1.16	16.0	Std. Wall XLPE Primary Cable	GREY	210.0	-	X	-
B	-	-	XS90-G	2643681 R1	1.16	16.0	Std. Wall XLPE Primary Cable	WHITE	250.0	-	X	-

Connector Name 6063
 Part Number 2036583C1
 Instances B6.7 - Brakes (Hydraulic):Diagram1
 L9 - Brakes (Hydraulic):Diagram1
 Mates Low Brake Fluid Switch



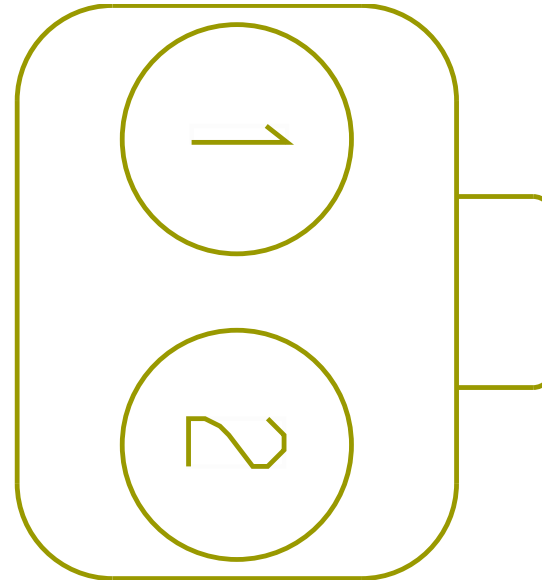
Name	Terminal Part Number	V-Min	Name	Wire Part Number	Wire CSA	Wire Spec	Wire Material description	Wire Color Description	Wire Length	End2 Terminal Part Number	End2 Pin Name	End2 Connector
A	-	-	XS9AB	3510311 R1	0.79	18.0	Thin Wall XLPE Primary Cable	GREY	2500.0	-	63	1703F
B	-	-	XS90P	2643673 R1	0.79	18.0	Std. Wall XLPE Primary Cable	GREY	2500.0	-	26	1703F

Connector Name 6064
 Part Number PAS2(A,B)
 Instances B6.7 - Brakes (Hydraulic):Diagram1
 L9 - Brakes (Hydraulic):Diagram1
 Mates (Brake) Differential Pressure Switch



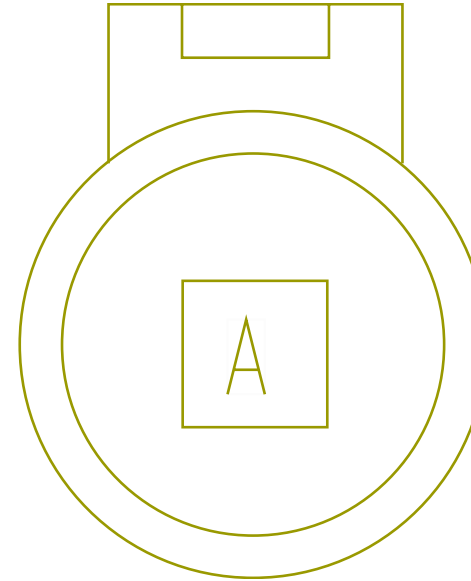
Name	Terminal Part Number	V-Min	Name	Wire Part Number	Wire CSA	Wire Spec	Wire Material description	Wire Color Description	Wire Length	End2 Terminal Part Number	End2 Pin Name	End2 Connector
A	-	-	[XS90C]	V-16-GXL	1.16	16.0	Std. Wall XLPE Primary Cable	Not Applicable	220.0	-	X	-
B	-	-	[XS90B]	V-16-GXL	1.16	16.0	Std. Wall XLPE Primary Cable	Not Applicable	190.0	-	X	-

Connector Name 6065
 Part Number 3602747C1
 Instances B6.7 - Brakes (Hydraulic):Diagram1
 L9 - Brakes (Hydraulic):Diagram1
 Mates SW-Hydraulic_Brake_Pressur e-3029-04-01A



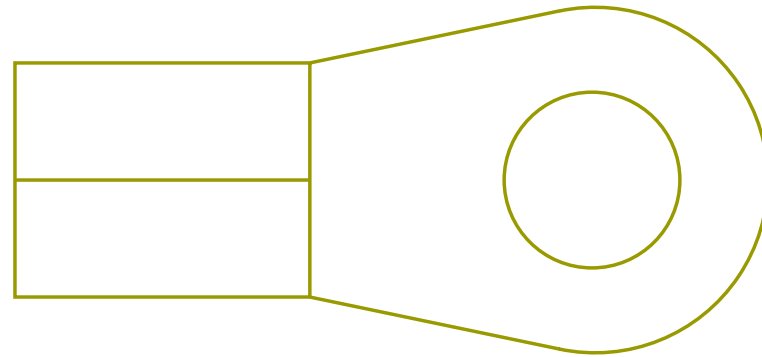
Name	Terminal Part Number	V-Min	Name	Wire Part Number	Wire CSA	Wire Spec	Wire Material description	Wire Color Description	Wire Length	End2 Terminal Part Number	End2 Pin Name	End2 Connector
1	-	-	XS90L	3510312 R1	1.16	16.0	Thin Wall XLPE Primary Cable	GREY	2475.0	-	10	1703F
2	-	-	XS90N	3510312 R1	1.16	16.0	Thin Wall XLPE Primary Cable	GREY	100.0	-	X	-

Connector Name 6066
 Part Number 3537133C1
 Short Description REDUNDANT PWR FEED
 Instances B6.7 - Brakes (Hydraulic):Diagram1
 L9 - Brakes (Hydraulic):Diagram1
 Mates 9550



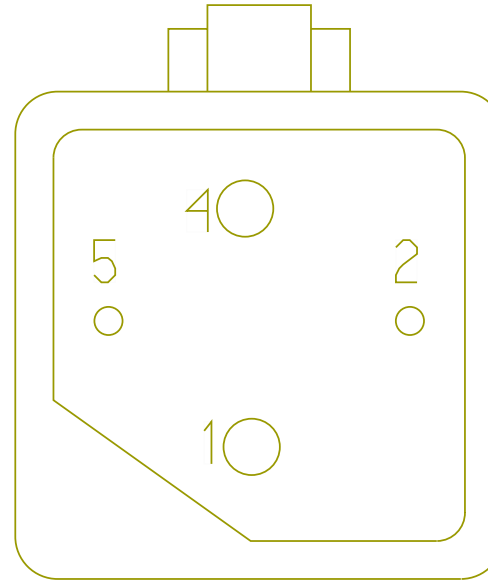
Name	Terminal Part Number	V-Min	Name	Wire Part Number	Wire CSA	Wire Spec	Wire Material description	Wire Color Description	Wire Length	End2 Terminal Part Number	End2 Pin Name	End2 Connector
A	-	-	XS14B	2643785 R1	7.48	8.0	Std. Wall XLPE Primary Cable	GREY	220.0	-	X	-

Connector Name 6067
 Part Number 365682C2
 Instances B6.7 - Brakes (Hydraulic):Diagram1
 L9 - Brakes (Hydraulic):Diagram1
 Mates MTR-Service_Brake-3029-04- 01A



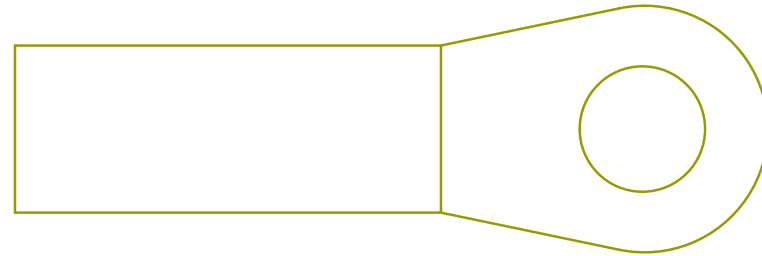
Name	Terminal Part Number	V-Min	Name	Wire Part Number	Wire CSA	Wire Spec	Wire Material description	Wire Color Description	Wire Length	End2 Terminal Part Number	End2 Pin Name	End2 Connector
A	-	-	XS090F	3510315 R1	4.81	10.0	Thin Wall XLPE Primary Cable	GREY	395.0	-	4	6068
A	-	-	XS90H	2643782 R1	1.91	14.0	Std. Wall XLPE Primary Cable	GREY	480.0	-	1	6060

Connector Name 6068
 Part Number 1661747C91
 Instances B6.7 - Brakes (Hydraulic):Diagram1
 L9 - Brakes (Hydraulic):Diagram1
 Mates Backup Pump Relay



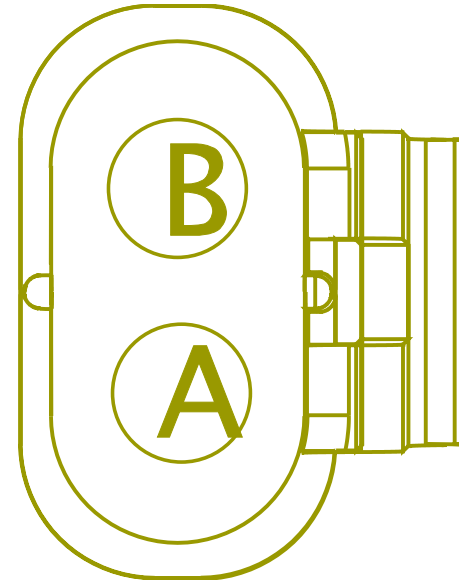
Name	Terminal Part Number	V-Min	Name	Wire Part Number	Wire CSA	Wire Spec	Wire Material description	Wire Color Description	Wire Length	End2 Terminal Part Number	End2 Pin Name	End2 Connector
1	-	-	XS014	3510369 R1	4.81	10.0	Thin Wall XLPE Primary Cable	RED	220.0	-	X	-
2	-	-	XS90A	3510312 R1	1.16	16.0	Thin Wall XLPE Primary Cable	GREY	140.0	-	X	-
4	-	-	XS090F	3510315 R1	4.81	10.0	Thin Wall XLPE Primary Cable	GREY	395.0	-	A	6067
5	-	-	XS90K	3510312 R1	1.16	16.0	Thin Wall XLPE Primary Cable	GREY	2495.0	-	9	1703F

Connector Name 6069
 Part Number 3867524C1
 Instances B6.7 - Brakes (Hydraulic):Diagram1
 L9 - Brakes (Hydraulic):Diagram1
 Mates MTR-Service_Brake-3029-04- 01A




Name	Terminal Part Number	V-Min	Name	Wire Part Number	Wire CSA	Wire Spec	Wire Material description	Wire Color Description	Wire Length	End2 Terminal Part Number	End2 Pin Name	End2 Connector
A	-	-	XS90-GM	2643788 R1	4.81	10.0	Std. Wall XLPE Primary Cable	WHITE	175.0	-	X	-

Connector Name 6070
 Part Number 1667639C1
 Instances B6.7 - Brakes (Hydraulic):Diagram1
 L9 - Brakes (Hydraulic):Diagram1
 Mates CP-HYD_MAXI_FUSE




Name	Terminal Part Number	V-Min	Name	Wire Part Number	Wire CSA	Wire Spec	Wire Material description	Wire Color Description	Wire Length	End2 Terminal Part Number	End2 Pin Name	End2 Connector
1	-	-	XS90NA	2643782 R1	1.91	14.0	Std. Wall XLPE Primary Cable	GREY	230.0	-	X	-
2	-	-	XS90NB	2643782 R1	1.91	14.0	Std. Wall XLPE Primary Cable	GREY	230.0	-	X	-

Connector Name 6071
 Part Number 598839C1
 Instances B6.7 - Brakes (Hydraulic):Diagram1
 L9 - Brakes (Hydraulic):Diagram1
 Mates DIOD-Service_Brake-3029-04 -01A




Name	Terminal Part Number	V-Min	Name	Wire Part Number	Wire CSA	Wire Spec	Wire Material description	Wire Color Description	Wire Length	End2 Terminal Part Number	End2 Pin Name	End2 Connector
A	-	-	XS90LA	3510312 R1	1.16	16.0	Thin Wall XLPE Primary Cable	GREY	505.0	-	10	1703M
B	-	-	XS90J	3510311 R1	0.79	18.0	Thin Wall XLPE Primary Cable	GREY	2485.0	-	F9	J4-1601
C	-	-	XS90KA	3510312 R1	1.16	16.0	Thin Wall XLPE Primary Cable	GREY	505.0	-	9	1703M

Connector Name 6100D
 Part Number RING-M-8_0
 Instances B6.7/L9 - Maxwell 12V Ultracapacitor Engine Start Module
 (ESM):Diagram1
 Mates DEV180305




Name	Terminal Part Number	V-Min	Name	Wire Part Number	Wire CSA	Wire Spec	Wire Material description	Wire Color Description	Wire Length	End2 Terminal Part Number	End2 Pin Name	End2 Connector
A	-	-	WIRE416322	-	0.0	-	-	-	0.0	-	A	6301

Connector Name 6100H
 Part Number RING-M-8_0
 Instances B6.7/L9 - Maxwell 12V Ultracapacitor Engine Start Module (ESM):Diagram1
 Mates DEV-Delco_Remy_28SI_Alternator-4004-01-05B



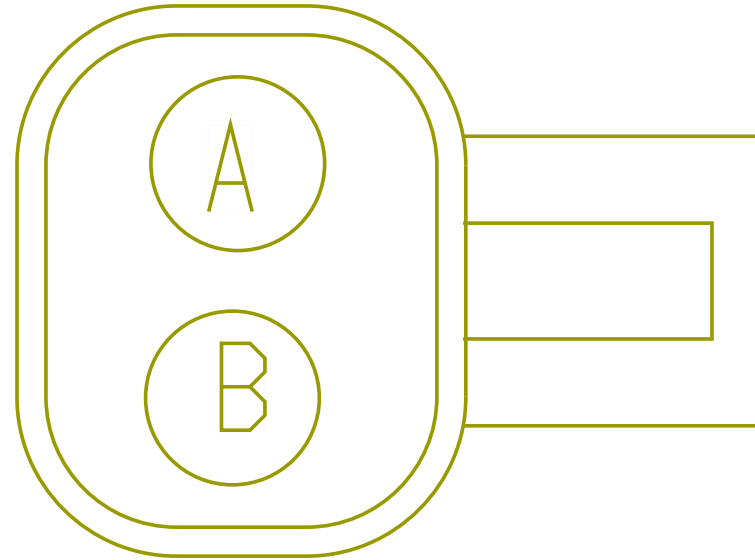
Name	Terminal Part Number	V-Min	Name	Wire Part Number	Wire CSA	Wire Spec	Wire Material description	Wire Color Description	Wire Length	End2 Terminal Part Number	End2 Pin Name	End2 Connector
A	-	-	WIRE416314	-	0.0	-	-	-	0.0	-	1	Terminal Block if Required

Connector Name 6101H
 Part Number RING-M-6_0
 Instances B6.7/L9 - Maxwell 12V Ultracapacitor Engine Start Module (ESM):Diagram1
 Mates DEV-Delco_Remy_28SI_Altern ator-4004-01-05B



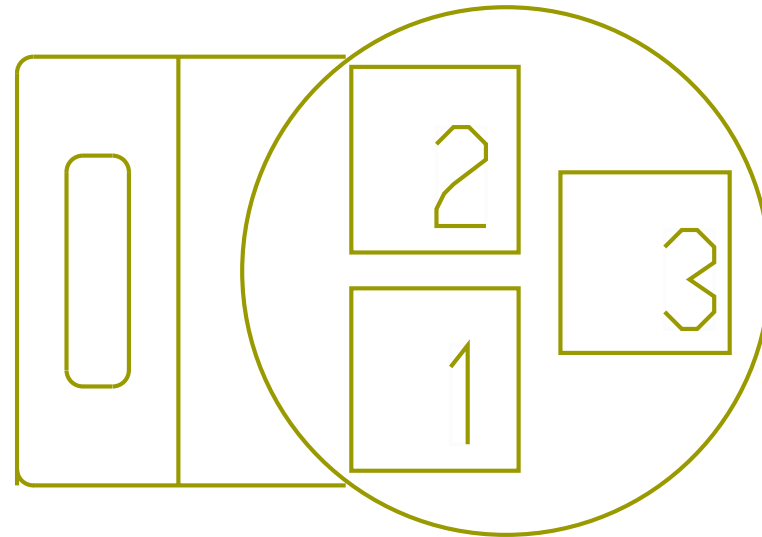
Name	Terminal Part Number	V-Min	Name	Wire Part Number	Wire CSA	Wire Spec	Wire Material description	Wire Color Description	Wire Length	End2 Terminal Part Number	End2 Pin Name	End2 Connector
A	-	-	WIRE416318	-	0.0	-	-	-	0.0	-	1	Terminal Block if Required

Connector Name 6200
 Part Number 1671610C1
 Instances B6.7 - Heating Ventilation & Air Conditioning (HVAC) Auto Temp Control:Diagram1 - HVAC
 L9 - Heating Ventilation & Air Conditioning (HVAC) Auto Temp Control:Diagram1 - HVAC
 Mates DEV-FREON_COMPRESSOR-01



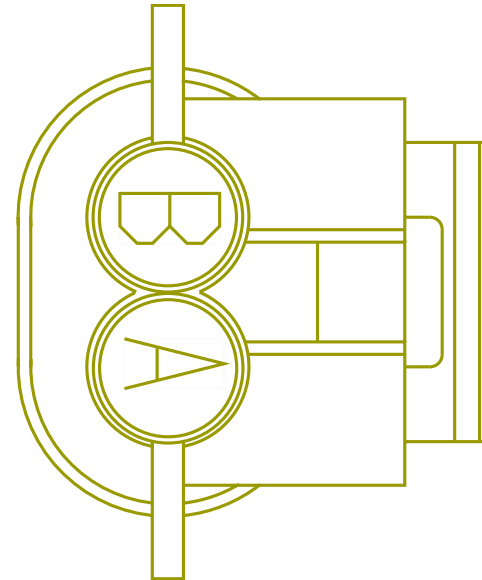
Name	Terminal Part Number	V-Min	Name	Wire Part Number	Wire CSA	Wire Spec	Wire Material description	Wire Color Description	Wire Length	End2 Terminal Part Number	End2 Pin Name	End2 Connector
A	-	-	AG77-G	3510359 R1	0.79	18.0	Thin Wall XLPE Primary Cable	WHITE	1410.0	-	-	-
A	-	-	KK77-G	3510299 R1	0.79	18.0	Thin Wall XLPE Primary Cable	LIGHT GREEN	890.0	-	-	-
B	-	-	KK77	3510299 R1	0.79	18.0	Thin Wall XLPE Primary Cable	LIGHT GREEN	1860.0	-	10	1702

Connector Name 6201
 Part Number 3662921C1
 Instances B6.7 - Heating Ventilation & Air Conditioning (HVAC) Auto Temp Control:Diagram1 - HVAC
 L9 - Heating Ventilation & Air Conditioning (HVAC) Auto Temp Control:Diagram1 - HVAC
 Mates DEV-PRESSURE_TRANSDUCER-01




Name	Terminal Part Number	V-Min	Name	Wire Part Number	Wire CSA	Wire Spec	Wire Material description	Wire Color Description	Wire Length	End2 Terminal Part Number	End2 Pin Name	End2 Connector
1	-	-	KK77-ZV	3510299 R1	0.79	18.0	Thin Wall XLPE Primary Cable	LIGHT GREEN	2035.0	-	-	-
2	-	-	KK77A	3510299 R1	0.79	18.0	Thin Wall XLPE Primary Cable	LIGHT GREEN	2060.0	-	3	1702
3	-	-	KK77B	3510299 R1	0.79	18.0	Thin Wall XLPE Primary Cable	LIGHT GREEN	2060.0	-	4	1702

Connector Name 6202
 Part Number 3590299C1
 Instances B6.7 - Heating Ventilation & Air Conditioning (HVAC) Auto Temp
 Control:Diagram1 - HVAC
 B6.7 - Heating Ventilation & Air Conditioning (HVAC)
 Manual:Diagram1
 L9 - Heating Ventilation & Air Conditioning (HVAC) Auto Temp
 Control:Diagram1 - HVAC
 Mates DEV-LOW_PRESSURE_SWITCH-01



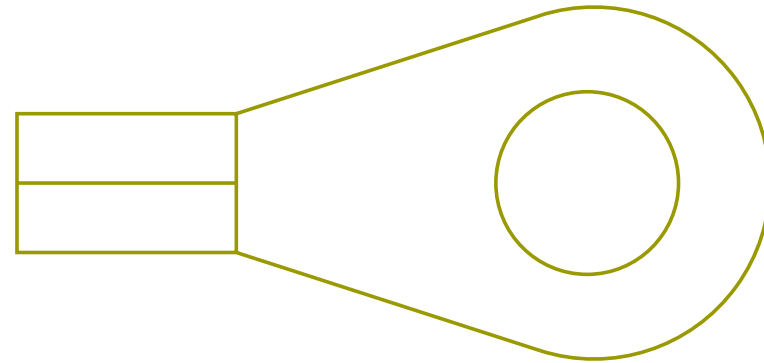
Name	Terminal Part Number	V-Min	Name	Wire Part Number	Wire CSA	Wire Spec	Wire Material description	Wire Color Description	Wire Length	End2 Terminal Part Number	End2 Pin Name	End2 Connector
A	-	-	TC9AE	3510311 R1	0.79	18.0	Thin Wall XLPE Primary Cable	GREY	1350.0	-	X	-
B	-	-	TB74J	3510299 R1	0.79	18.0	Thin Wall XLPE Primary Cable	LIGHT GREEN	1675.0	-	17	1703F

Connector Name 6301
 Part Number RING-E-1-2_0
 Instances B6.7/L9 - Maxwell 12V Ultracapacitor Engine Start Module (ESM):Diagram1
 Mates MOT-STARTER-5024-01-03A




Name	Terminal Part Number	V-Min	Name	Wire Part Number	Wire CSA	Wire Spec	Wire Material description	Wire Color Description	Wire Length	End2 Terminal Part Number	End2 Pin Name	End2 Connector
A	-	-	WIRE416322	-	0.0	-	-	-	0.0	-	A	6100D

Connector Name 6304A
 Part Number 3863609C1
 Instances B6.7 - Power Train Splice Pack 6704:Diagram1
 Mates Ground 6304A



Name	Terminal Part Number	V-Min	Name	Wire Part Number	Wire CSA	Wire Spec	Wire Material description	Wire Color Description	Wire Length	End2 Terminal Part Number	End2 Pin Name	End2 Connector
A	-	-	KK77-G	3510299 R1	0.79	18.0	Thin Wall XLPE Primary Cable	LIGHT GREEN	890.0	-	-	-

Connector Name 6305
 Part Number RING-E-1-2_0
 Instances B6.7 - Bosch LH160_LH200 Alternator:Diagram1-Combination1
 B6.7 - Bosch LH160_LH200 Alternator:Diagram1-Combination2
 B6.7 - Cranking (Starter) GEN4 BODY CONTROL MODULE W/
 O Thermal Overcrank:Diagram1-Combination1
 B6.7 - Cranking (Starter) GEN4 BODY CONTROL MODULE W/
 O Thermal Overcrank:Diagram1-Combination2
 B6.7 - Cranking (Starter) GEN4 BODY CONTROL MODULE W/
 O Thermal Overcrank:Diagram1-Combination3
 B6.7 - Cranking (Starter) GEN4 BODY CONTROL MODULE W/
 O Thermal Overcrank:Diagram1-Combination4
 B6.7 - Cranking (Starter) GEN4 BODY CONTROL MODULE W/
 O Thermal Overcrank:Diagram1-Combination5
 B6.7 - Delco Remy 28SI Alternator W/Sensor:Diagram1
 B6.7 - Delco Remy 36SI Alternator W/Sensor:Diagram1
 B6.7 - Leece-Neville - LN 325A Alternator W/Sensor:Diagram1
 B6.7 - Leece-Neville AVI160 Alternator:Diagram1-Combination1
 B6.7 - Leece-Neville AVI160 Alternator:Diagram1-Combination2
 B6.7 - Leece-Neville AVI160-210A/240A Alternator W/
 Sensor:Diagram1




Mates MOT-STARTER-5024-01-04

Name	Terminal Part Number	V-Min	Name	Wire Part Number	Wire CSA	Wire Spec	Wire Material description	Wire Color Description	Wire Length	End2 Terminal Part Number	End2 Pin Name	End2 Connector
A	-	-	VH2-FLA	3961609 R1	12.52	6.0	FUSELINK 150	TAN	580.0	-	X	-
A	-	-	VC2-FLA	3961609 R1	12.52	6.0	FUSELINK 150	TAN	580.0	-	X	-
A	-	-	VE2-FLA	3961609 R1	12.52	6.0	FUSELINK 150	TAN	580.0	-	X	-
A	-	-	VF2-FLB	2643473 R1	4.81	10.0	FUSEABLE LINK	RUST	580.0	-	X	-
A	-	-	BD2-FLB	2643473 R1	4.81	10.0	FUSEABLE LINK	RUST	580.0	-	X	-
A	-	-	WA2-FLB	2643473 R1	4.81	10.0	FUSEABLE LINK	RUST	170.0	-	X	-


Name	Terminal Part Number	V-Min	Name	Wire Part Number	Wire CSA	Wire Spec	Wire Material description	Wire Color Description	Wire Length	End2 Terminal Part Number	End2 Pin Name	End2 Connector
A	-	-	14	2645248 R1	49.99	0.0	SGX FLEX 125C	RED	360.0	-	1	6051
A	-	-	BD2-FLA	2643473 R1	4.81	10.0	FUSEABLE LINK	RUST	580.0	-	X	-
A	-	-	WA2-FLA	2643473 R1	4.81	10.0	FUSEABLE LINK	RUST	190.0	-	X	-
A	-	-	VF2-FLA	2643473 R1	4.81	10.0	FUSEABLE LINK	RUST	580.0	-	X	-

Connector Name 6305
 Part Number RING-M-12_0
 Instances B6.7/L9 - Chassis PDM:Diagram1
 L9 - Cranking (Starter) GEN4 BODY CONTROL MODULE W/
 Thermal Overcrank - External Switch:Diagram1
 Mates MOT-STARTER-5024-01-04



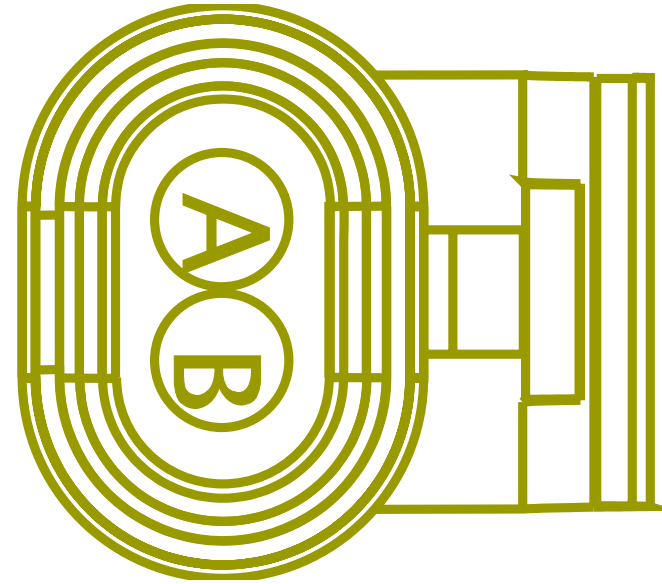
Name	Terminal Part Number	V-Min	Name	Wire Part Number	Wire CSA	Wire Spec	Wire Material description	Wire Color Description	Wire Length	End2 Terminal Part Number	End2 Pin Name	End2 Connector
1	-	-	14	2645953 R1	18.94	4.0	SGX NFLEX 125	RED	3700.0	-	1	S97_9251
1	-	-	WB2-FLA	3961608 R1	7.48	8.0	FUSEABLE LINK	LIGHT BLUE	190.0	-	X	-
1	-	-	WB2-FLB	3961608 R1	7.48	8.0	FUSEABLE LINK	LIGHT BLUE	190.0	-	X	-
A	-	-	14	2645248 R1	49.99	0.0	SGX FLEX 125C	RED	360.0	-	A	M8 B

Connector Name 6306
 Part Number RING-M-6_0
 Instances B6.7 - Cranking (Starter) GEN4 BODY CONTROL MODULE W/
 O Thermal Overcrank:Diagram1-Combination1
 B6.7 - Cranking (Starter) GEN4 BODY CONTROL MODULE W/
 O Thermal Overcrank:Diagram1-Combination2
 B6.7 - Cranking (Starter) GEN4 BODY CONTROL MODULE W/
 O Thermal Overcrank:Diagram1-Combination3
 B6.7 - Cranking (Starter) GEN4 BODY CONTROL MODULE W/
 O Thermal Overcrank:Diagram1-Combination4
 B6.7 - Cranking (Starter) GEN4 BODY CONTROL MODULE W/
 O Thermal Overcrank:Diagram1-Combination5
 L9 - Cranking (Starter) GEN4 BODY CONTROL MODULE W/O
 Thermal Overcrank:Diagram1
 Mates MOT-STARTER-5024-01-04



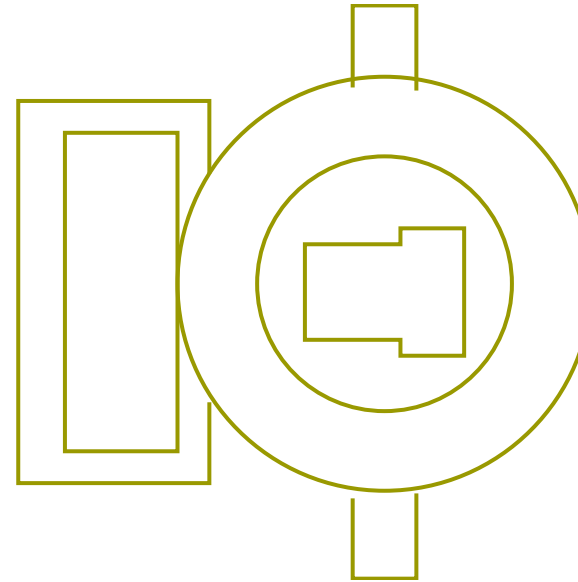
Name	Terminal Part Number	V-Min	Name	Wire Part Number	Wire CSA	Wire Spec	Wire Material description	Wire Color Description	Wire Length	End2 Terminal Part Number	End2 Pin Name	End2 Connector
A	-	-	GB17A	3510324 R1	1.16	16.0	Thin Wall XLPE Primary Cable	PINK	1220.0	-	16	1702
A	-	-	KA17A	3510324 R1	1.16	16.0	Thin Wall XLPE Primary Cable	PINK	2725.0	-	16	1702

Connector Name 6316M
 Part Number 2036583C1
 Instances L9 - Cranking (Starter) GEN4 BODY CONTROL MODULE W/
 Thermal Overcrank - External Switch:Diagram1
 Mates MOT-STARTER-5024-01-03



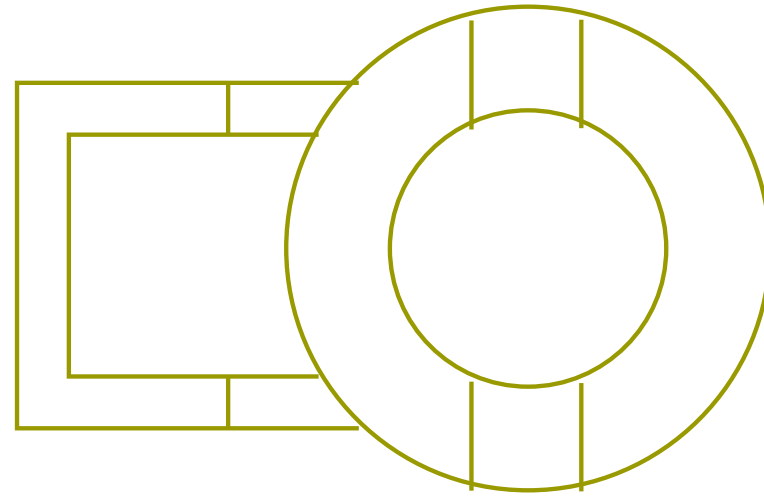
Name	Terminal Part Number	V-Min	Name	Wire Part Number	Wire CSA	Wire Spec	Wire Material description	Wire Color Description	Wire Length	End2 Terminal Part Number	End2 Pin Name	End2 Connector
A	-	-	GA17D	2643752 R1	1.16	16.0	Std. Wall XLPE Primary Cable	PINK	860.0	-	A	K22_630 5M
B	-	-	GA17	2643752 R1	1.16	16.0	Std. Wall XLPE Primary Cable	PINK	1440.0	-	16	1702

Connector Name 6332M
 Part Number 1664531C1
 Short Description ENGINE HARNESS AMMETER SENSE
 Instances B6.7 - Current Monitoring (Ammeter):Diagram1-Combination1
 B6.7 - Current Monitoring (Ammeter):Diagram1-Combination2
 Mates 9262F




Name	Terminal Part Number	V-Min	Name	Wire Part Number	Wire CSA	Wire Spec	Wire Material description	Wire Color Description	Wire Length	End2 Terminal Part Number	End2 Pin Name	End2 Connector
A	-	-	N26B	3510333 R1	4.81	10.0	Thin Wall XLPE Primary Cable	TAN	255.0	-	-	-

Connector Name 6332
 Part Number 1669834C1
 Short Description AMMETER
 Instances B6.7 - Current Monitoring (Ammeter):Diagram1-Combination1
 B6.7 - Current Monitoring (Ammeter):Diagram1-Combination2
 Mates 9262M



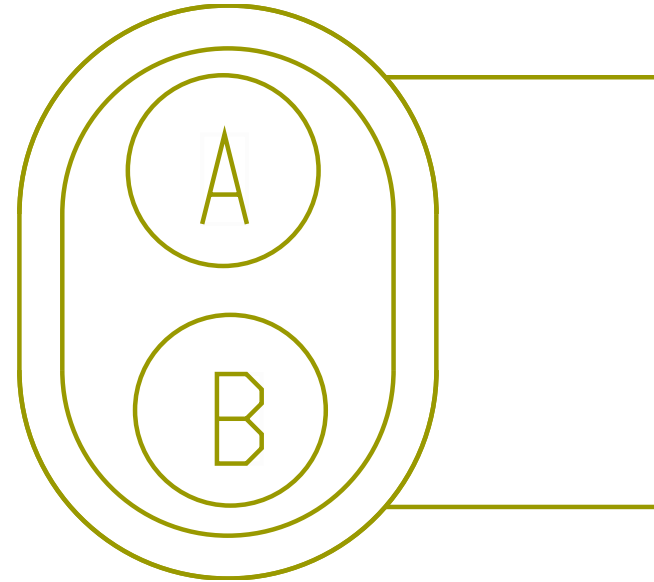
Name	Terminal Part Number	V-Min	Name	Wire Part Number	Wire CSA	Wire Spec	Wire Material description	Wire Color Description	Wire Length	End2 Terminal Part Number	End2 Pin Name	End2 Connector
A	-	-	AE26A	2643676 R1	0.79	18.0	Std. Wall XLPE Primary Cable	TAN	2845.0	-	7	4060A

Connector Name 6335
 Part Number RING-M-12_0
 Instances L9 - Cranking (Starter) GEN4 BODY CONTROL MODULE W/
 Thermal Overcrank - External Switch:Diagram1
 Mates MOT-STARTER-5024-01-03




Name	Terminal Part Number	V-Min	Name	Wire Part Number	Wire CSA	Wire Spec	Wire Material description	Wire Color Description	Wire Length	End2 Terminal Part Number	End2 Pin Name	End2 Connector
A	-	-	WB2-G	3592742 R1	39.43	1.0	Std. Wall XLPE Battery Cable	WHITE	2615.0	-	A	1010
A	-	-	14-G	2645235 R1	49.99	0.0	SGX FLEX 125C	BLACK	360.0	-	1	S96_9257

Connector Name 6401
 Part Number 3662425C1
 Instances B6.7 - Vehicle Speedometer System (Manual XMSN)
 NA:Diagram1
 Mates SNSR-VSS-5055-01-01A



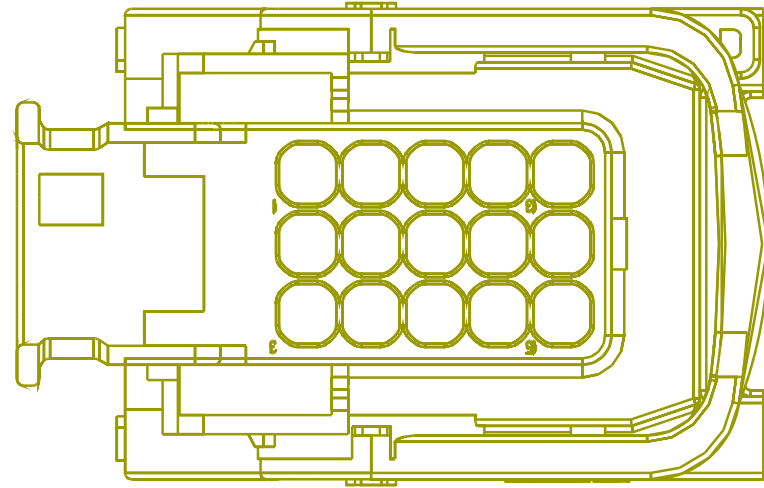
Name	Terminal Part Number	V-Min	Name	Wire Part Number	Wire CSA	Wire Spec	Wire Material description	Wire Color Description	Wire Length	End2 Terminal Part Number	End2 Pin Name	End2 Connector
A	-	-	KM47C	3510310 R1	0.53	20.0	Thin Wall XLPE Primary Cable	GREY	2495.0	-	60	6000 (J2)
B	-	-	KM47B	3510310 R1	0.53	20.0	Thin Wall XLPE Primary Cable	GREY	2495.0	-	59	6000 (J2)

Connector Name 6566
 Part Number 6113338C1
 Instances B6.7 - Underhood PDM:PDM - UNDERHOOD
 L9 - Underhood PDM:PDM - UNDERHOOD
 Mates MODU-PDM_UNDERHOOD-0003-00 -04



Name	Terminal Part Number	V-Min	Name	Wire Part Number	Wire CSA	Wire Spec	Wire Material description	Wire Color Description	Wire Length	End2 Terminal Part Number	End2 Pin Name	End2 Connector
1	-	-	KA14A	2643698 R1	4.81	10.0	Std. Wall XLPE Primary Cable	RED	675.0	-	-	-
2	-	-	KX90A	2643698 R1	4.81	10.0	Std. Wall XLPE Primary Cable	RED	100.0	-	1	-
3	-	-	KH14S	2643698 R1	4.81	10.0	Std. Wall XLPE Primary Cable	RED	1425.0	-	-	-
3	-	-	VB18G	2643699 R1	4.81	10.0	Std. Wall XLPE Primary Cable	PINK	1175.0	-	1	-


Connector Name 6567
 Part Number 6113341C1
 Instances B6.7 - Underhood PDM:PDM - UNDERHOOD
 L9 - Underhood PDM:PDM - UNDERHOOD
 Mates MODU-PDM_UNDERHOOD-0003-00 -04



Name	Terminal Part Number	V-Min	Name	Wire Part Number	Wire CSA	Wire Spec	Wire Material description	Wire Color Description	Wire Length	End2 Terminal Part Number	End2 Pin Name	End2 Connector
1	-	-	KA14B	3510366 R1	1.16	16.0	Thin Wall XLPE Primary Cable	RED	590.0	-	-	-
7	-	-	KH14A	3510368 R1	3.01	12.0	Thin Wall XLPE Primary Cable	RED	2870.0	-	-	-
7	-	-	PM14A	3510368 R1	3.01	12.0	Thin Wall XLPE Primary Cable	RED	1720.0	-	-	-
7	-	-	SM14A	3510368 R1	3.01	12.0	Thin Wall XLPE Primary Cable	RED	2945.0	-	-	-

Name	Terminal Part Number	V-Min	Name	Wire Part Number	Wire CSA	Wire Spec	Wire Material description	Wire Color Description	Wire Length	End2 Terminal Part Number	End2 Pin Name	End2 Connector
7	-	-	NU14AW	3510368 R1	3.01	12.0	Thin Wall XLPE Primary Cable	RED	2465.0	-	-	-
7	-	-	PD14J	3510366 R1	1.16	16.0	Thin Wall XLPE Primary Cable	RED	2110.0	-	-	-
7	-	-	PD14C	3510366 R1	1.16	16.0	Thin Wall XLPE Primary Cable	RED	2110.0	-	-	-
7	-	-	PH14A	3510368 R1	3.01	12.0	Thin Wall XLPE Primary Cable	RED	2000.0	-	-	-
13	-	-	KA14D	3510368 R1	3.01	12.0	Thin Wall XLPE Primary Cable	RED	370.0	-	-	-
13	-	-	VJ14A	3510368 R1	3.01	12.0	Thin Wall XLPE Primary Cable	RED	250.0	-	-	-
13	-	-	VJ14B	3510366 R1	1.16	16.0	Thin Wall XLPE Primary Cable	RED	450.0	-	-	-
14	-	-	KN14A	3510368 R1	3.01	12.0	Thin Wall XLPE Primary Cable	RED	250.0	-	-	-
14	-	-	KV14A	3510368 R1	3.01	12.0	Thin Wall XLPE Primary Cable	RED	300.0	-	-	-

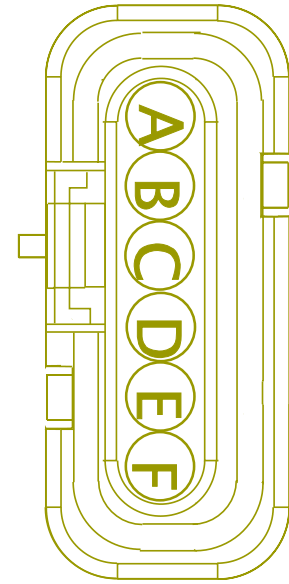
Connector Name 670A
 Part Number 3573078C1
 Instances L9 - Selective Catalytic Reduction (SCR):Diagram1
 Mates DPF-SENSRTABLE-5041-01-01A



Name	Terminal Part Number	V-Min	Name	Wire Part Number	Wire CSA	Wire Spec	Wire Material description	Wire Color Description	Wire Length	End2 Terminal Part Number	End2 Pin Name	End2 Connector
1	-	-	VK95DVL	4073403 R1	0.53	20.0	TXL 150C	TAN	2265.0	-	53	6000 (J2)
2	-	-	VK95DVH	4073403 R1	0.53	20.0	TXL 150C	TAN	2265.0	-	77	6000 (J2)
3	-	-	VK95BA	4073403 R1	0.53	20.0	TXL 150C	TAN	2265.0	-	41	6000 (J2)
4	-	-	VK95BC	4073403 R1	0.53	20.0	TXL 150C	TAN	2265.0	-	42	6000 (J2)
5	-	-	VX6D	2645915 R1	0.79	18.0	TXL 150C	TAN	1995.0	-	X	-
5	-	-	AF6D	2645915 R1	0.79	18.0	TXL 150C	TAN	1925.0	-	X	-
5	-	-	KP6D	2645915 R1	0.79	18.0	TXL 150C	TAN	1925.0	-	X	-
5	-	-	AB6D	2645915 R1	0.79	18.0	TXL 150C	TAN	1925.0	-	X	-

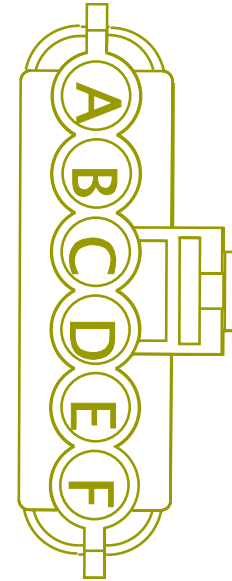
Name	Terminal Part Number	V-Min	Name	Wire Part Number	Wire CSA	Wire Spec	Wire Material description	Wire Color Description	Wire Length	End2 Terminal Part Number	End2 Pin Name	End2 Connect or
5	-	-	AH6D	2645915 R1	0.79	18.0	TXL 150C	TAN	1925.0	-	X	-
5	-	-	VG6D	2645915 R1	0.79	18.0	TXL 150C	TAN	1925.0	-	X	-
7	-	-	KT9	2645914 R1	0.79	18.0	TXL 150C	GREY	1675.0	-	X	-
7	-	-	KZ9	2645914 R1	0.79	18.0	TXL 150C	GREY	1675.0	-	X	-
8	-	-	VK95K	4073403 R1	0.53	20.0	TXL 150C	TAN	2265.0	-	16	6000 (J2)
11	-	-	VJ10-G2	2645973 R1	1.91	14.0	TXL 150C	WHITE	2040.0	-	-	-
12	-	-	VJ13RA	4085639 R1	3.01	12.0	TXL 150C	PINK	700.0	-	X	-

Connector Name 6702
 Part Number 3543729C1
 Instances L9 - Powertrain ZVR Splice Pack 6702:Diagram1
 Mates ZVR Splice Pack 6702



Name	Terminal Part Number	V-Min	Name	Wire Part Number	Wire CSA	Wire Spec	Wire Material description	Wire Color Description	Wire Length	End2 Terminal Part Number	End2 Pin Name	End2 Connector
A	-	-	MT146-G	-	0.0	16.0	-	GREY	0.0	-	-	-
B	-	-	ML9TS	3510311 R1	0.79	18.0	Thin Wall XLPE Primary Cable	GREY	1425.0	-	-	-
C	-	-	KK77-ZV	3510299 R1	0.79	18.0	Thin Wall XLPE Primary Cable	LIGHT GREEN	2035.0	-	-	-
C	-	-	KL77-ZV	-	0.0	20.0	-	LIGHT GREEN	0.0	-	-	-
D	-	-	CA9T	2645914 R1	0.79	18.0	TXL 150C	GREY	2720.0	-	-	-
E	-	-	KG31R	2643673 R1	0.79	18.0	Std. Wall XLPE Primary Cable	GREY	2620.0	-	-	-
F	-	-	-	-	-	-	-	-	-	-	-	-

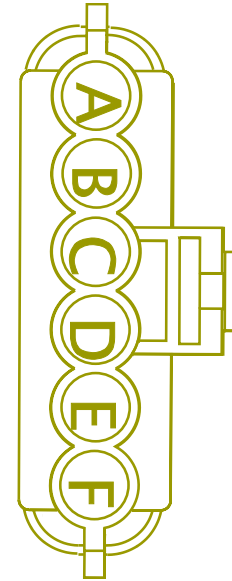
Connector Name 6704B
 Part Number 3551896C1
 Instances L9 - Powertrain Ground Splice Packs 6704 & 6704B:Diagram1
 Mates SP-GROUND_CLEAN-0003-00-10 -K0B



Name	Terminal Part Number	V-Min	Name	Wire Part Number	Wire CSA	Wire Spec	Wire Material description	Wire Color Description	Wire Length	End2 Terminal Part Number	End2 Pin Name	End2 Connector
A	-	-	KS10-G6	3510363 R1	4.81	10.0	Thin Wall XLPE Primary Cable	WHITE	1105.0	-	B	500
B	-	-	VJ10-G1	2645912 R1	1.16	16.0	TXL 150C	WHITE	1525.0	-	-	-
C	-	-	VJ10-G2	2645973 R1	1.91	14.0	TXL 150C	WHITE	2040.0	-	-	-
D	-	-	VJ10-G3	2643674 R1	0.79	18.0	Std. Wall XLPE Primary Cable	WHITE	1240.0	-	-	-
E	-	-	VJ10-G4	2643681 R1	1.16	16.0	Std. Wall XLPE Primary Cable	WHITE	1440.0	-	-	-

Name	Terminal Part Number	V-Min	Name	Wire Part Number	Wire CSA	Wire Spec	Wire Material description	Wire Color Description	Wire Length	End2 Terminal Part Number	End2 Pin Name	End2 Connector
F	-	-	VJ10-G5	2643681 R1	1.16	16.0	Std. Wall XLPE Primary Cable	WHITE	1525.0	-	-	-


Connector Name 6704
 Part Number 3551896C1
 Instances B6.7 - Power Train Splice Pack 6704:Diagram1
 L9 - Powertrain Ground Splice Packs 6704 & 6704B:Diagram1
 Mates SP-GROUND_CLEAN-0003-00-10 -K0



Name	Terminal Part Number	V-Min	Name	Wire Part Number	Wire CSA	Wire Spec	Wire Material description	Wire Color Description	Wire Length	End2 Terminal Part Number	End2 Pin Name	End2 Connector
A	-	-	KS10-G1	3510363 R1	4.81	10.0	Thin Wall XLPE Primary Cable	WHITE	2470.0	-	A	500
A	-	-	KD10-G5	3510363 R1	4.81	10.0	Thin Wall XLPE Primary Cable	WHITE	1350.0	-	A	500
B	-	-	VJ10-G1	2645912 R1	1.16	16.0	TXL 150C	WHITE	1525.0	-	-	-
C	-	-	VJ10-G2	2645973 R1	1.91	14.0	TXL 150C	WHITE	2040.0	-	-	-
D	-	-	VJ10-G3	2643674 R1	0.79	18.0	Std. Wall XLPE Primary Cable	WHITE	1240.0	-	-	-

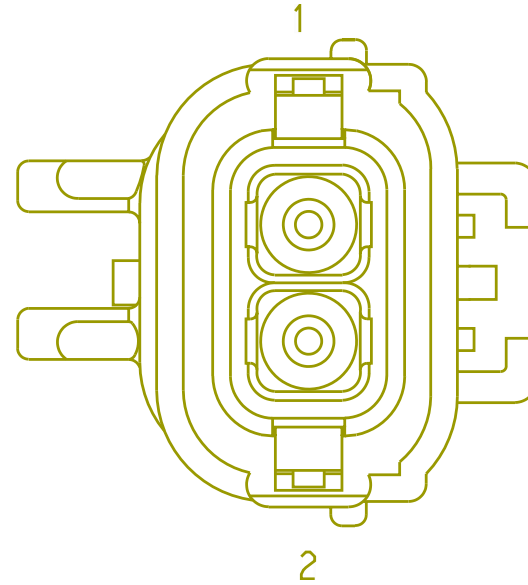
Name	Terminal Part Number	V-Min	Name	Wire Part Number	Wire CSA	Wire Spec	Wire Material description	Wire Color Description	Wire Length	End2 Terminal Part Number	End2 Pin Name	End2 Connector
D	-	-	PM92#109	3510359 R1	0.79	18.0	Thin Wall XLPE Primary Cable	WHITE	2310.0	-	-	-
D	-	-	SM92#109	3510359 R1	0.79	18.0	Thin Wall XLPE Primary Cable	WHITE	2590.0	-	-	-
E	-	-	VJ10-G4	2643681 R1	1.16	16.0	Std. Wall XLPE Primary Cable	WHITE	1440.0	-	-	-
E	-	-	SM92#169	3510359 R1	0.79	18.0	Thin Wall XLPE Primary Cable	WHITE	2590.0	-	-	-
E	-	-	PM92#169	3510359 R1	0.79	18.0	Thin Wall XLPE Primary Cable	WHITE	2310.0	-	-	-
F	-	-	VJ10-G5	2643681 R1	1.16	16.0	Std. Wall XLPE Primary Cable	WHITE	1525.0	-	-	-
F	-	-	RA14-G	3510362 R1	3.01	12.0	Thin Wall XLPE Primary Cable	WHITE	930.0	-	-	-

Connector Name 6715
 Part Number 3626435C1
 Short Description FWD CHASSIS/POWERTRAIN ENGINE AMBIENT AIR TEMP
 Instances B6.7 - Ambient Temperature Monitoring:Diagram1
 Mates 6715




Name	Terminal Part Number	V-Min	Name	Wire Part Number	Wire CSA	Wire Spec	Wire Material description	Wire Color Description	Wire Length	End2 Terminal Part Number	End2 Pin Name	End2 Connector
1	-	-	NL41D	2643670 R1	0.79	18.0	Std. Wall XLPE Primary Cable	BLACK	2630.0	-	A	5899
2	-	-	NL41E	2643673 R1	0.79	18.0	Std. Wall XLPE Primary Cable	GREY	2630.0	-	B	5899

Connector Name 6715
 Part Number 3924162C1
 Short Description AMBIENT AIR TEMP
 Instances B6.7 - Ambient Temperature Monitoring:Diagram1
 Mates 6715




Name	Terminal Part Number	V-Min	Name	Wire Part Number	Wire CSA	Wire Spec	Wire Material description	Wire Color Description	Wire Length	End2 Terminal Part Number	End2 Pin Name	End2 Connector
1	-	-	AB41-G	3510329 R1	0.79	18.0	Thin Wall XLPE Primary Cable	TAN	1040.0	-	-	-
2	-	-	AB41	3510329 R1	0.79	18.0	Thin Wall XLPE Primary Cable	TAN	300.0	-	X	-

Connector Name 674
 Part Number 6114576C1
 Instances B6.7 - CAN Layout:Engine Proprietary J1939
 Mates 674



Name	Terminal Part Number	V-Min	Name	Wire Part Number	Wire CSA	Wire Spec	Wire Material description	Wire Color Description	Wire Length	End2 Terminal Part Number	End2 Pin Name	End2 Connector
13	-	-	WIRE1717	-	0.0	-	-	-	0.0	-	PIN1	-
14	-	-	WIRE1718	-	0.0	-	-	-	0.0	-	PIN1	-

Connector Name 674
 Part Number 6114576C1
 Short Description DEF HARNESS INTERCONNECT
 Instances B6.7 - Selective Catalytic Reduction (SCR):Diagram1
 B6.7 - Selective Catalytic Reduction (SCR):Diagram2
 L9 - CAN Layout:Engine Proprietary J1939
 L9 - Selective Catalytic Reduction (SCR):Diagram1
 L9 - Selective Catalytic Reduction (SCR):Diagram2
 Mates 674

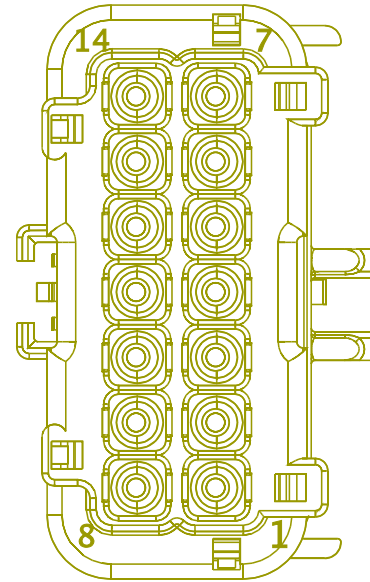


Name	Terminal Part Number	V-Min	Name	Wire Part Number	Wire CSA	Wire Spec	Wire Material description	Wire Color Description	Wire Length	End2 Terminal Part Number	End2 Pin Name	End2 Connector
1	-	-	95E	3510329 R1	0.79	18.0	Thin Wall XLPE Primary Cable	TAN	670.0	-	4	680
2	-	-	95F	3510329 R1	0.79	18.0	Thin Wall XLPE Primary Cable	TAN	670.0	-	3	680
3	-	-	95H	3510329 R1	0.79	18.0	Thin Wall XLPE Primary Cable	TAN	670.0	-	1	680
4	-	-	95AR	3510329 R1	0.79	18.0	Thin Wall XLPE Primary Cable	TAN	670.0	-	2	680

Name	Terminal Part Number	V-Min	Name	Wire Part Number	Wire CSA	Wire Spec	Wire Material description	Wire Color Description	Wire Length	End2 Terminal Part Number	End2 Pin Name	End2 Connector
5	-	-	95AC	3510329 R1	0.79	18.0	Thin Wall XLPE Primary Cable	TAN	690.0	-	1	691
5	-	-	95AC	3510329 R1	0.79	18.0	Thin Wall XLPE Primary Cable	TAN	900.0	-	1	691
6	-	-	95AB	3510347 R1	0.79	18.0	Thin Wall XLPE Primary Cable	VIOLET	690.0	-	4	691
7	-	-	95AS	3510330 R1	1.16	16.0	Thin Wall XLPE Primary Cable	TAN	635.0	-	1	675
8	-	-	95AT	3510330 R1	1.16	16.0	Thin Wall XLPE Primary Cable	TAN	670.0	-	1	676
9	-	-	95AU	3510330 R1	1.16	16.0	Thin Wall XLPE Primary Cable	TAN	670.0	-	1	677
10	-	-	95-G	3510330 R1	1.16	16.0	Thin Wall XLPE Primary Cable	TAN	720.0	-	X	-
10	-	-	95-G	3510330 R1	1.16	16.0	Thin Wall XLPE Primary Cable	TAN	720.0	-	1	-

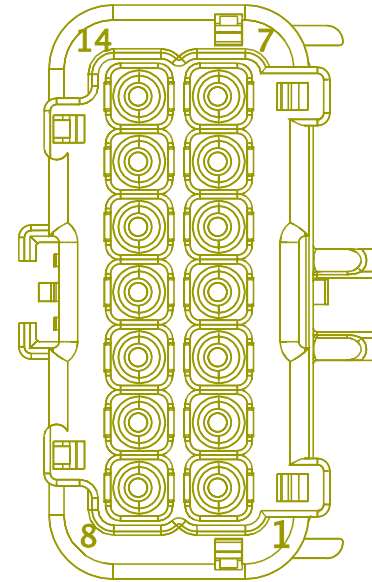
Name	Terminal Part Number	V-Min	Name	Wire Part Number	Wire CSA	Wire Spec	Wire Material description	Wire Color Description	Wire Length	End2 Terminal Part Number	End2 Pin Name	End2 Connector
11	-	-	10-GL	3510359 R1	0.79	18.0	Thin Wall XLPE Primary Cable	WHITE	875.0	-	3	678
12	-	-	13A	3510323 R1	0.79	18.0	Thin Wall XLPE Primary Cable	PINK	675.0	-	4	678
13	-	-	WIRE1717	-	0.0	-	-	-	0.0	-	PIN1	-
14	-	-	WIRE1718	-	0.0	-	-	-	0.0	-	PIN1	-

Connector Name 674
 Part Number 6114577C1
 Instances B6.7 - CAN Layout:Engine Proprietary J1939
 Mates 674



Name	Terminal Part Number	V-Min	Name	Wire Part Number	Wire CSA	Wire Spec	Wire Material description	Wire Color Description	Wire Length	End2 Terminal Part Number	End2 Pin Name	End2 Connector
13	-	-	WIRE1719	-	0.0	-	-	-	0.0	-	13	8600
14	-	-	WIRE1720	-	0.0	-	-	-	0.0	-	14	8600

Connector Name 674
 Part Number 6114577C1
 Short Description DEF TANK HARNESS INTERCONNECT
 Instances B6.7 - Selective Catalytic Reduction (SCR):Diagram1
 B6.7 - Selective Catalytic Reduction (SCR):Diagram2
 L9 - CAN Layout:Engine Proprietary J1939
 L9 - Selective Catalytic Reduction (SCR):Diagram1
 L9 - Selective Catalytic Reduction (SCR):Diagram2
 Mates 674



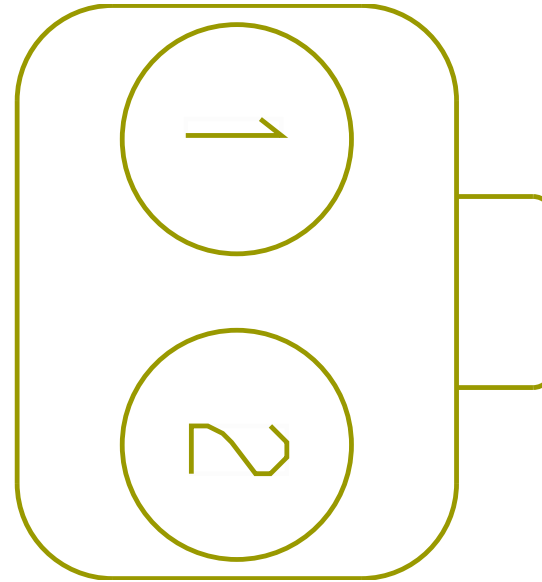
Name	Terminal Part Number	V-Min	Name	Wire Part Number	Wire CSA	Wire Spec	Wire Material description	Wire Color Description	Wire Length	End2 Terminal Part Number	End2 Pin Name	End2 Connector
1	-	-	VL95E	3510328 R1	0.53	20.0	Thin Wall XLPE Primary Cable	TAN	1665.0	-	54	6000 (J2)
1	-	-	VJ95N	3510328 R1	0.53	20.0	Thin Wall XLPE Primary Cable	TAN	2570.0	-	54	6000 (J2)
2	-	-	VL95F	3510328 R1	0.53	20.0	Thin Wall XLPE Primary Cable	TAN	1665.0	-	6	6000 (J2)
2	-	-	VJ95F	3510328 R1	0.53	20.0	Thin Wall XLPE Primary Cable	TAN	2570.0	-	6	6000 (J2)

Name	Terminal Part Number	V-Min	Name	Wire Part Number	Wire CSA	Wire Spec	Wire Material description	Wire Color Description	Wire Length	End2 Terminal Part Number	End2 Pin Name	End2 Connector
3	-	-	VL95H	3510329 R1	0.79	18.0	Thin Wall XLPE Primary Cable	TAN	1595.0	-	1	8500
3	-	-	VJ95MC	3510328 R1	0.53	20.0	Thin Wall XLPE Primary Cable	TAN	2565.0	-	1	8500
4	-	-	VL95AR1	3510329 R1	0.79	18.0	Thin Wall XLPE Primary Cable	TAN	1835.0	-	X	-
4	-	-	VJ95AR1	3510329 R1	0.79	18.0	Thin Wall XLPE Primary Cable	TAN	875.0	-	X	-
5	-	-	VL95AC	3510328 R1	0.53	20.0	Thin Wall XLPE Primary Cable	TAN	1665.0	-	82	6000 (J2)
5	-	-	VJ95AB	3510328 R1	0.53	20.0	Thin Wall XLPE Primary Cable	TAN	2570.0	-	82	6000 (J2)
6	-	-	AC95AB	3510328 R1	0.53	20.0	Thin Wall XLPE Primary Cable	TAN	1295.0	-	X	-
6	-	-	AA95AA	3510328 R1	0.53	20.0	Thin Wall XLPE Primary Cable	TAN	1665.0	-	57	6000 (J2)

Name	Terminal Part Number	V-Min	Name	Wire Part Number	Wire CSA	Wire Spec	Wire Material description	Wire Color Description	Wire Length	End2 Terminal Part Number	End2 Pin Name	End2 Connect or
6	-	-	VJ95AC	3510329 R1	0.79	18.0	Thin Wall XLPE Primary Cable	TAN	1625.0	-	-	-
7	-	-	VL95AS1	3510329 R1	0.79	18.0	Thin Wall XLPE Primary Cable	TAN	1865.0	-	X	-
7	-	-	VJ95AS1	3510329 R1	0.79	18.0	Thin Wall XLPE Primary Cable	TAN	2025.0	-	X	-
8	-	-	VL95AT1	3510329 R1	0.79	18.0	Thin Wall XLPE Primary Cable	TAN	1895.0	-	X	-
8	-	-	VJ95AT1	3510329 R1	0.79	18.0	Thin Wall XLPE Primary Cable	TAN	2470.0	-	X	-
9	-	-	VL95AU1	3510329 R1	0.79	18.0	Thin Wall XLPE Primary Cable	TAN	1980.0	-	X	-
9	-	-	VJ95C	3510329 R1	0.79	18.0	Thin Wall XLPE Primary Cable	TAN	1995.0	-	X	-
10	-	-	VJ10-G4	2643681 R1	1.16	16.0	Std. Wall XLPE Primary Cable	WHITE	1440.0	-	-	-

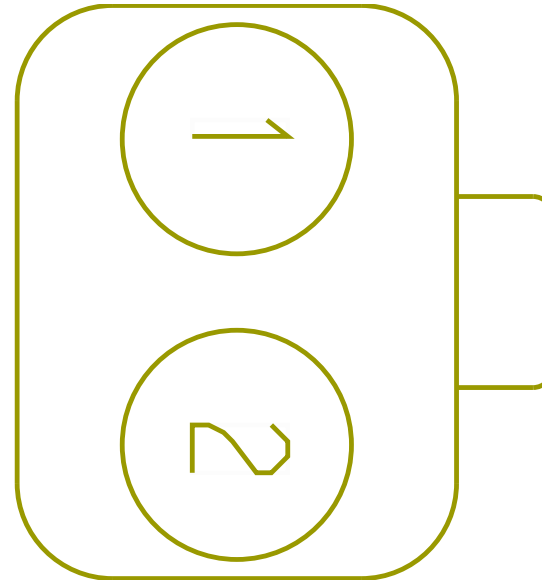
Name	Terminal Part Number	V-Min	Name	Wire Part Number	Wire CSA	Wire Spec	Wire Material description	Wire Color Description	Wire Length	End2 Terminal Part Number	End2 Pin Name	End2 Connector
10	-	-	VJ10-G5	2643681 R1	1.16	16.0	Std. Wall XLPE Primary Cable	WHITE	1525.0	-	-	-
11	-	-	VJ10-G1	2645912 R1	1.16	16.0	TXL 150C	WHITE	1525.0	-	-	-
12	-	-	VJ13AA	3510323 R1	0.79	18.0	Thin Wall XLPE Primary Cable	PINK	400.0	-	X	-
12	-	-	VJ13R	2645913 R1	1.16	16.0	TXL 150C	PINK	1050.0	-	X	-
13	-	-	WIRE1719	-	0.0	-	-	-	0.0	-	13	8600
14	-	-	WIRE1720	-	0.0	-	-	-	0.0	-	14	8600

Connector Name 675
 Part Number 3854665C91
 Instances B6.7 - Selective Catalytic Reduction (SCR):Diagram2
 L9 - Selective Catalytic Reduction (SCR):Diagram2
 Mates HTR-BACKFLOW-5041-01-01A



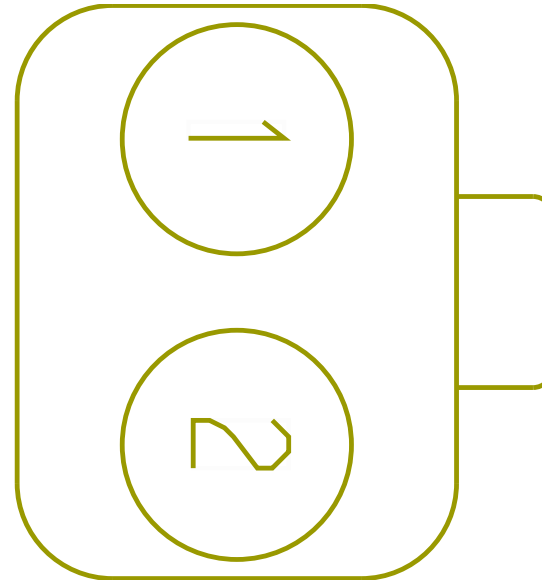
Name	Terminal Part Number	V-Min	Name	Wire Part Number	Wire CSA	Wire Spec	Wire Material description	Wire Color Description	Wire Length	End2 Terminal Part Number	End2 Pin Name	End2 Connector
1	-	-	95AS	3510330 R1	1.16	16.0	Thin Wall XLPE Primary Cable	TAN	635.0	-	7	674
2	-	-	95-GA	3510330 R1	1.16	16.0	Thin Wall XLPE Primary Cable	TAN	305.0	-	X	-
2	-	-	95-GA	3510330 R1	1.16	16.0	Thin Wall XLPE Primary Cable	TAN	305.0	-	1	-

Connector Name 676
 Part Number 3854666C91
 Instances B6.7 - Selective Catalytic Reduction (SCR):Diagram2
 L9 - Selective Catalytic Reduction (SCR):Diagram2
 Mates HTR-PRESSURE-5041-01-01A



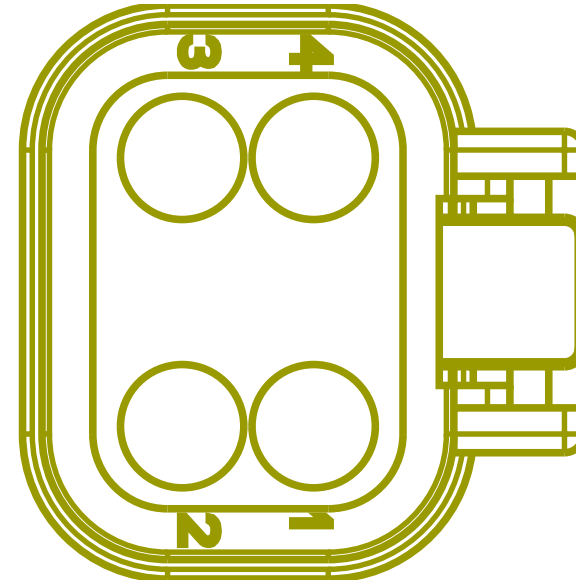
Name	Terminal Part Number	V-Min	Name	Wire Part Number	Wire CSA	Wire Spec	Wire Material description	Wire Color Description	Wire Length	End2 Terminal Part Number	End2 Pin Name	End2 Connector
1	-	-	95AT	3510330 R1	1.16	16.0	Thin Wall XLPE Primary Cable	TAN	670.0	-	8	674
2	-	-	95-GB	3510330 R1	1.16	16.0	Thin Wall XLPE Primary Cable	TAN	240.0	-	X	-
2	-	-	95-GB	3510330 R1	1.16	16.0	Thin Wall XLPE Primary Cable	TAN	240.0	-	1	-

Connector Name 677
 Part Number 3854645C91
 Instances B6.7 - Selective Catalytic Reduction (SCR):Diagram2
 L9 - Selective Catalytic Reduction (SCR):Diagram2
 Mates HTR-SUCTION-5041-01-01A



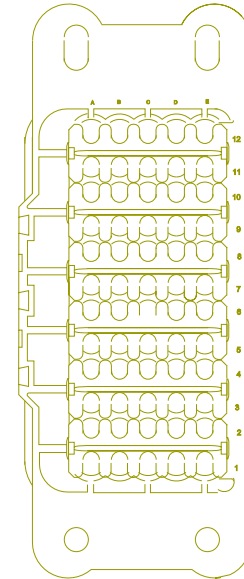
Name	Terminal Part Number	V-Min	Name	Wire Part Number	Wire CSA	Wire Spec	Wire Material description	Wire Color Description	Wire Length	End2 Terminal Part Number	End2 Pin Name	End2 Connector
1	-	-	95AU	3510330 R1	1.16	16.0	Thin Wall XLPE Primary Cable	TAN	670.0	-	9	674
2	-	-	95-GC	3510330 R1	1.16	16.0	Thin Wall XLPE Primary Cable	TAN	240.0	-	X	-
2	-	-	95-GC	3510330 R1	1.16	16.0	Thin Wall XLPE Primary Cable	TAN	240.0	-	1	-

Connector Name 678
 Part Number 3991593C1
 Instances B6.7 - CAN Layout:Engine Proprietary J1939
 B6.7 - Selective Catalytic Reduction (SCR):Diagram1
 L9 - CAN Layout:Engine Proprietary J1939
 L9 - Selective Catalytic Reduction (SCR):Diagram1
 Mates SNSR-DEF_TANK_QUAL-5041-01 -01A



Name	Terminal Part Number	V-Min	Name	Wire Part Number	Wire CSA	Wire Spec	Wire Material description	Wire Color Description	Wire Length	End2 Terminal Part Number	End2 Pin Name	End2 Connector
1	-	-	-	-	-	-	-	-	-	-	-	-
1	-	-	WIRE1716	-	0.0	-	-	-	0.0	-	PIN1	-
2	-	-	-	-	-	-	-	-	-	-	-	-
2	-	-	WIRE1715	-	0.0	-	-	-	0.0	-	PIN1	-
3	-	-	10-GL	3510359 R1	0.79	18.0	Thin Wall XLPE Primary Cable	WHITE	875.0	-	11	674
4	-	-	13A	3510323 R1	0.79	18.0	Thin Wall XLPE Primary Cable	PINK	675.0	-	12	674

Connector Name 679
 Part Number 3765646C91
 Instances B6.7 - Aftertreatment PDM:Diagram1
 B6.7 - Selective Catalytic Reduction (SCR):Diagram1
 B6.7 - Selective Catalytic Reduction (SCR):Diagram2
 Mates DEF PDM




Name	Terminal Part Number	V-Min	Name	Wire Part Number	Wire CSA	Wire Spec	Wire Material description	Wire Color Description	Wire Length	End2 Terminal Part Number	End2 Pin Name	End2 Connector
A1	-	-	KA95H1	3510324 R1	1.16	16.0	Thin Wall XLPE Primary Cable	PINK	450.0	-	X	-
A3	-	-	KA95H2	3510324 R1	1.16	16.0	Thin Wall XLPE Primary Cable	PINK	350.0	-	X	-
A4	-	-	KA95H3	3510323 R1	0.79	18.0	Thin Wall XLPE Primary Cable	PINK	280.0	-	X	-
A6	-	-	KA95H4	3510323 R1	0.79	18.0	Thin Wall XLPE Primary Cable	PINK	280.0	-	X	-

Name	Terminal Part Number	V-Min	Name	Wire Part Number	Wire CSA	Wire Spec	Wire Material description	Wire Color Description	Wire Length	End2 Terminal Part Number	End2 Pin Name	End2 Connector
A7	-	-	KA95H5	3510323 R1	0.79	18.0	Thin Wall XLPE Primary Cable	PINK	280.0	-	X	-
A9	-	-	KA95H6	3510323 R1	0.79	18.0	Thin Wall XLPE Primary Cable	PINK	280.0	-	X	-
A10	-	-	KA95P	3510324 R1	1.16	16.0	Thin Wall XLPE Primary Cable	PINK	0.0	-	-	-
A12	-	-	VJ10-G4	2643681 R1	1.16	16.0	Std. Wall XLPE Primary Cable	WHITE	1440.0	-	-	-
B1	-	-	KA95GBA	3510294 R1	1.16	16.0	Thin Wall XLPE Primary Cable	BLACK	580.0	-	X	-
B3	-	-	VJ95AS3	3510330 R1	1.16	16.0	Thin Wall XLPE Primary Cable	TAN	710.0	-	X	-
B4	-	-	KA95GBB	3510293 R1	0.79	18.0	Thin Wall XLPE Primary Cable	BLACK	190.0	-	X	-
B6	-	-	VJ95AT3	3510330 R1	1.16	16.0	Thin Wall XLPE Primary Cable	TAN	1155.0	-	X	-

Name	Terminal Part Number	V-Min	Name	Wire Part Number	Wire CSA	Wire Spec	Wire Material description	Wire Color Description	Wire Length	End2 Terminal Part Number	End2 Pin Name	End2 Connect or
B7	-	-	KA95GBD	3510294 R1	1.16	16.0	Thin Wall XLPE Primary Cable	BLACK	580.0	-	X	-
B9	-	-	VJ95AU3	3510330 R1	1.16	16.0	Thin Wall XLPE Primary Cable	TAN	680.0	-	X	-
B10	-	-	KA95A	3510328 R1	0.53	20.0	Thin Wall XLPE Primary Cable	TAN	1255.0	-	79	6000 (J2)
B12	-	-	VJ95AR3	3510330 R1	1.16	16.0	Thin Wall XLPE Primary Cable	TAN	1740.0	-	X	-
D10	-	-	KA95PA	3510327 R1	4.81	10.0	Thin Wall XLPE Primary Cable	PINK	220.0	-	X	-
D12	-	-	KA95PC	3510323 R1	0.79	18.0	Thin Wall XLPE Primary Cable	PINK	220.0	-	X	-
E1	-	-	KA95H7	3510324 R1	1.16	16.0	Thin Wall XLPE Primary Cable	PINK	550.0	-	-	-
E2	-	-	VJ14	3510366 R1	1.16	16.0	Thin Wall XLPE Primary Cable	RED	200.0	-	X	-

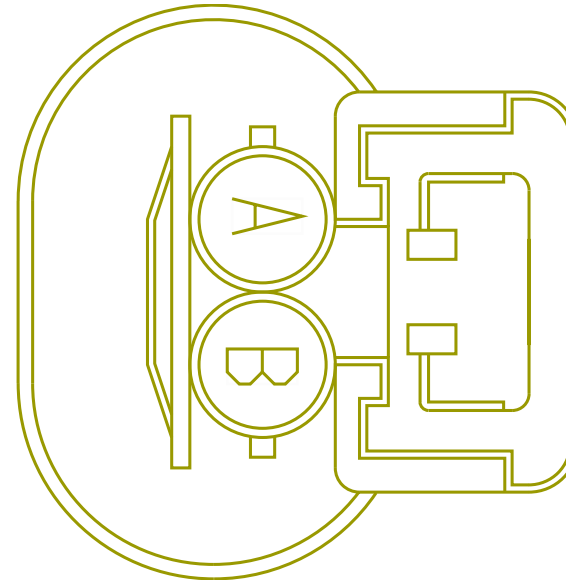
Name	Terminal Part Number	V-Min	Name	Wire Part Number	Wire CSA	Wire Spec	Wire Material description	Wire Color Description	Wire Length	End2 Terminal Part Number	End2 Pin Name	End2 Connector
E3	-	-	KA95P	3510324 R1	1.16	16.0	Thin Wall XLPE Primary Cable	PINK	0.0	-	-	-
E4	-	-	VJ14B	3510366 R1	1.16	16.0	Thin Wall XLPE Primary Cable	RED	450.0	-	-	-
E5	-	-	KA95PB	3510325 R1	1.91	14.0	Thin Wall XLPE Primary Cable	PINK	250.0	-	-	-
E6	-	-	VJ14C	3510367 R1	1.91	14.0	Thin Wall XLPE Primary Cable	RED	200.0	-	X	-
E10	-	-	KA95TB	3510311 R1	0.79	18.0	Thin Wall XLPE Primary Cable	GREY	2020.0	-	5	8500
E12	-	-	VJ95KD	3510333 R1	4.81	10.0	Thin Wall XLPE Primary Cable	TAN	2060.0	-	X	-

Connector Name 680
 Part Number 3993814C1
 Instances B6.7 - Selective Catalytic Reduction (SCR):Diagram1
 L9 - Selective Catalytic Reduction (SCR):Diagram1
 Mates MODU-SUPPLY-5041-01-01A




Name	Terminal Part Number	V-Min	Name	Wire Part Number	Wire CSA	Wire Spec	Wire Material description	Wire Color Description	Wire Length	End2 Terminal Part Number	End2 Pin Name	End2 Connector
1	-	-	95H	3510329 R1	0.79	18.0	Thin Wall XLPE Primary Cable	TAN	670.0	-	3	674
2	-	-	95AR	3510329 R1	0.79	18.0	Thin Wall XLPE Primary Cable	TAN	670.0	-	4	674
3	-	-	95F	3510329 R1	0.79	18.0	Thin Wall XLPE Primary Cable	TAN	670.0	-	2	674
4	-	-	95E	3510329 R1	0.79	18.0	Thin Wall XLPE Primary Cable	TAN	670.0	-	1	674

Connector Name 681
 Part Number 3683465C1
 Instances B6.7 - CAN Layout:Engine Proprietary J1939
 L9 - CAN Layout:Engine Proprietary J1939




Name	Terminal Part Number	V-Min	Name	Wire Part Number	Wire CSA	Wire Spec	Wire Material description	Wire Color Description	Wire Length	End2 Terminal Part Number	End2 Pin Name	End2 Connector
A	-	-	WIRE1713	-	0.0	-	-	-	0.0	-	PIN1	-
B	-	-	WIRE1714	-	0.0	-	-	-	0.0	-	PIN1	-

Connector Name 6900
 Part Number 1661198C1
 Short Description 2 WAY RADIO OVERHEAD
 Instances B6.7/L9 2-Way Radio:Diagram1-Combination2
 Mates 6900



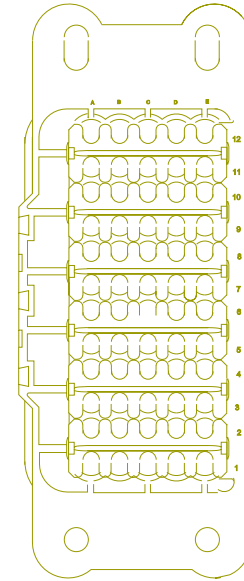
Name	Terminal Part Number	V-Min	Name	Wire Part Number	Wire CSA	Wire Spec	Wire Material description	Wire Color Description	Wire Length	End2 Terminal Part Number	End2 Pin Name	End2 Connector
A	-	-	SJ14HFA	3510367 R1	1.91	14.0	Thin Wall XLPE Primary Cable	RED	2785.0	-	1	1703M
B	-	-	SJ11-GA	3510361 R1	1.91	14.0	Thin Wall XLPE Primary Cable	WHITE	2785.0	-	2	1703M
C	-	-	SJ86P	3510300 R1	1.16	16.0	Thin Wall XLPE Primary Cable	LIGHT GREEN	2455.0	-	-	-

Connector Name 6900
 Part Number 1661199C1
 Short Description 2-WAY RADIO PROVISION
 Instances B6.7/L9 2-Way Radio:Diagram1-Combination2
 Mates 6900



Name	Terminal Part Number	V-Min	Name	Wire Part Number	Wire CSA	Wire Spec	Wire Material description	Wire Color Description	Wire Length	End2 Terminal Part Number	End2 Pin Name	End2 Connector
A	-	-	CZ14HC	2643760 R1	1.16	16.0	Std. Wall XLPE Primary Cable	RED	2620.0	-	A	1913A
B	-	-	CZ11-GAP	2643681 R1	1.16	16.0	Std. Wall XLPE Primary Cable	WHITE	2620.0	-	C	1913A
C	-	-	CZ86P	2643678 R1	1.16	16.0	Std. Wall XLPE Primary Cable	LIGHT GREEN	2620.0	-	B	1913A

Connector Name 690
 Part Number 3765646C91
 Instances L9 - Selective Catalytic Reduction (SCR):Diagram1
 L9 - Selective Catalytic Reduction (SCR):Diagram2
 Mates DEF PDM

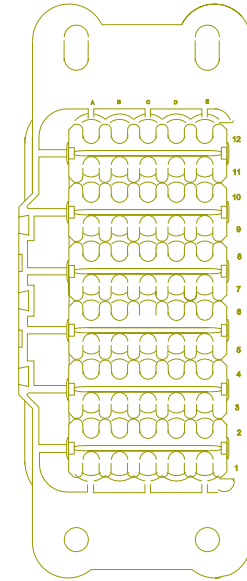


Name	Terminal Part Number	V-Min	Name	Wire Part Number	Wire CSA	Wire Spec	Wire Material description	Wire Color Description	Wire Length	End2 Terminal Part Number	End2 Pin Name	End2 Connector
A1	-	-	KA95H1	3510323 R1	0.79	18.0	Thin Wall XLPE Primary Cable	PINK	280.0	-	X	-
A3	-	-	KA95H2	3510323 R1	0.79	18.0	Thin Wall XLPE Primary Cable	PINK	280.0	-	X	-
A4	-	-	KA95H3	3510323 R1	0.79	18.0	Thin Wall XLPE Primary Cable	PINK	280.0	-	X	-
A6	-	-	KA95H4	3510323 R1	0.79	18.0	Thin Wall XLPE Primary Cable	PINK	280.0	-	X	-

Name	Terminal Part Number	V-Min	Name	Wire Part Number	Wire CSA	Wire Spec	Wire Material description	Wire Color Description	Wire Length	End2 Terminal Part Number	End2 Pin Name	End2 Connect or
A7	-	-	KA95H5	3510323 R1	0.79	18.0	Thin Wall XLPE Primary Cable	PINK	280.0	-	X	-
A9	-	-	KA95H6	3510323 R1	0.79	18.0	Thin Wall XLPE Primary Cable	PINK	280.0	-	X	-
A10	-	-	KA95P	3510324 R1	1.16	16.0	Thin Wall XLPE Primary Cable	PINK	0.0	-	-	-
A12	-	-	KA95SB	3510328 R1	0.53	20.0	Thin Wall XLPE Primary Cable	TAN	2205.0	-	79	6000 (J2)
B1	-	-	KA95GBA	3510293 R1	0.79	18.0	Thin Wall XLPE Primary Cable	BLACK	190.0	-	X	-
B3	-	-	VL95AS3	3510329 R1	0.79	18.0	Thin Wall XLPE Primary Cable	TAN	595.0	-	X	-
B4	-	-	KA95GBB	3510293 R1	0.79	18.0	Thin Wall XLPE Primary Cable	BLACK	190.0	-	X	-
B6	-	-	VL95AT3	3510329 R1	0.79	18.0	Thin Wall XLPE Primary Cable	TAN	565.0	-	X	-

Name	Terminal Part Number	V-Min	Name	Wire Part Number	Wire CSA	Wire Spec	Wire Material description	Wire Color Description	Wire Length	End2 Terminal Part Number	End2 Pin Name	End2 Connect or
B7	-	-	KA95GBD	3510293 R1	0.79	18.0	Thin Wall XLPE Primary Cable	BLACK	310.0	-	X	-
B9	-	-	VL95AU3	3510329 R1	0.79	18.0	Thin Wall XLPE Primary Cable	TAN	480.0	-	X	-
B10	-	-	VJ10-G3	2643674 R1	0.79	18.0	Std. Wall XLPE Primary Cable	WHITE	1240.0	-	-	-
B12	-	-	VL95AR3	3510329 R1	0.79	18.0	Thin Wall XLPE Primary Cable	TAN	625.0	-	X	-
D10	-	-	KA95PA	3510327 R1	4.81	10.0	Thin Wall XLPE Primary Cable	PINK	220.0	-	X	-
D12	-	-	KA95PC	3510323 R1	0.79	18.0	Thin Wall XLPE Primary Cable	PINK	220.0	-	X	-
E10	-	-	KA95TB	3510311 R1	0.79	18.0	Thin Wall XLPE Primary Cable	GREY	2020.0	-	5	8500
E12	-	-	VJ95KD	3510333 R1	4.81	10.0	Thin Wall XLPE Primary Cable	TAN	2060.0	-	X	-


Connector Name 690
 Part Number 3765646C92
 Instances L9 - Aftertreatment PDM:Diagram1
 Mates DEF PDM



Name	Terminal Part Number	V-Min	Name	Wire Part Number	Wire CSA	Wire Spec	Wire Material description	Wire Color Description	Wire Length	End2 Terminal Part Number	End2 Pin Name	End2 Connector
E1	-	-	KA95H7	3510324 R1	1.16	16.0	Thin Wall XLPE Primary Cable	PINK	550.0	-	-	-
E2	-	-	KA14AA	3510365 R1	0.79	18.0	Thin Wall XLPE Primary Cable	RED	220.0	-	X	-
E3	-	-	KA95P	3510324 R1	1.16	16.0	Thin Wall XLPE Primary Cable	PINK	0.0	-	-	-
E4	-	-	KA14B	3510366 R1	1.16	16.0	Thin Wall XLPE Primary Cable	RED	590.0	-	-	-

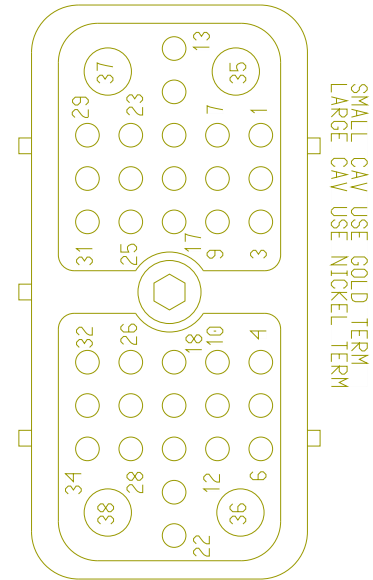
Name	Terminal Part Number	V-Min	Name	Wire Part Number	Wire CSA	Wire Spec	Wire Material description	Wire Color Description	Wire Length	End2 Terminal Part Number	End2 Pin Name	End2 Connector
E5	-	-	KA95PB	3510325 R1	1.91	14.0	Thin Wall XLPE Primary Cable	PINK	250.0	-	-	-
E6	-	-	KA14C	3510369 R1	4.81	10.0	Thin Wall XLPE Primary Cable	RED	220.0	-	X	-

Connector Name 691
 Part Number 3714731C1
 Instances B6.7 - Selective Catalytic Reduction (SCR):Diagram1
 L9 - Selective Catalytic Reduction (SCR):Diagram1
 Mates VALV-DEF_TANK_HT-5041-01-0 1A



Name	Terminal Part Number	V-Min	Name	Wire Part Number	Wire CSA	Wire Spec	Wire Material description	Wire Color Description	Wire Length	End2 Terminal Part Number	End2 Pin Name	End2 Connector
1	-	-	95AC	3510329 R1	0.79	18.0	Thin Wall XLPE Primary Cable	TAN	690.0	-	5	674
1	-	-	95AC	3510329 R1	0.79	18.0	Thin Wall XLPE Primary Cable	TAN	900.0	-	5	674
4	-	-	95AB	3510347 R1	0.79	18.0	Thin Wall XLPE Primary Cable	VIOLET	690.0	-	6	674

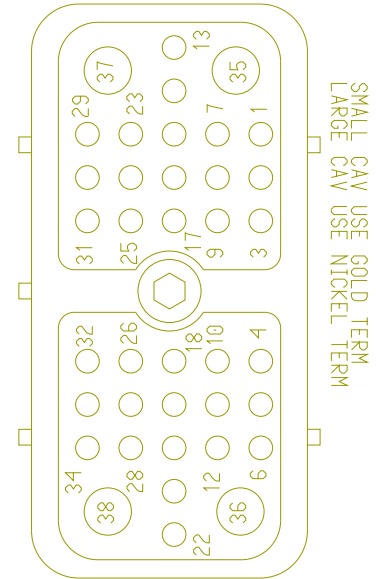
Connector Name 7105A
 Part Number 3599542C1
 Instances B6.7 - Starter Interlock (BCM LSD Controlled w/ Relay & N/ Auto SS) EATON XMSN:Diagram1
 L9 - Starter Interlock (BCM LSD Controlled w/ Relay & N/ Auto SS) EATON XMSN:Diagram1
 Mates MODU-TCM-A002-10-01A



Name	Terminal Part Number	V-Min	Name	Wire Part Number	Wire CSA	Wire Spec	Wire Material description	Wire Color Description	Wire Length	End2 Terminal Part Number	End2 Pin Name	End2 Connect or
2	-	-	-	-	-	-	-	-	-	-	-	-
3	-	-	-	-	-	-	-	-	-	-	-	-
4	-	-	ND17K	2643794 R1	0.79	18.0	Std. Wall XLPE Primary Cable	PINK	2000.0	-	19	1702
4	-	-	KH17-GC	3510359 R1	0.79	18.0	Thin Wall XLPE Primary Cable	WHITE	2755.0	-	19	1702
6	-	-	-	-	-	-	-	-	-	-	-	-
26	-	-	ND17J	3510324 R1	1.16	16.0	Thin Wall XLPE Primary Cable	PINK	2000.0	-	21	1702

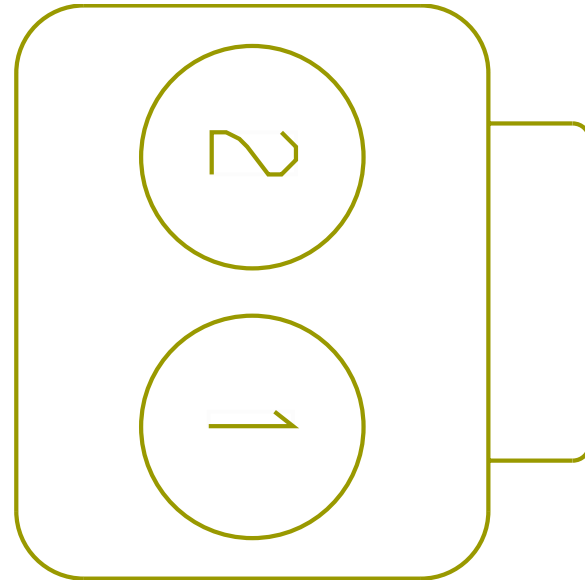
Name	Terminal Part Number	V-Min	Name	Wire Part Number	Wire CSA	Wire Spec	Wire Material description	Wire Color Description	Wire Length	End2 Terminal Part Number	End2 Pin Name	End2 Connector
26	-	-	KH17C	3510323 R1	0.79	18.0	Thin Wall XLPE Primary Cable	PINK	2755.0	-	21	1702
27	-	-	-	-	-	-	-	-	-	-	-	-
32	-	-	ND17L	2643794 R1	0.79	18.0	Std. Wall XLPE Primary Cable	PINK	2000.0	-	20	1702
32	-	-	KH17B	3510323 R1	0.79	18.0	Thin Wall XLPE Primary Cable	PINK	2755.0	-	20	1702

Connector Name 7105
 Part Number 3599542C1
 Instances B6.7/L9 - Transfer Case - High/Low Air Sol:Diagram1
 B6.7/L9 - Transfer Case - High/Neu/Low Air Sol:Diagram1
 Mates MODU-TCM-A002-10-01A



Name	Terminal Part Number	V-Min	Name	Wire Part Number	Wire CSA	Wire Spec	Wire Material description	Wire Color Description	Wire Length	End2 Terminal Part Number	End2 Pin Name	End2 Connector
2	-	-	-	-	-	-	-	-	-	-	-	-
3	-	-	-	-	-	-	-	-	-	-	-	-

Connector Name 7112
 Part Number 3539778C1
 Short Description POWERTRAIN/CENTER CHASSIS WIF CONNECTOR
 Instances
 L9 - Water In Fuel (WIF) Davco W/ Heater:Diagram1-Combination1
 L9 - Water In Fuel (WIF) Davco W/ Heater:Diagram1-Combination2
 L9 - Water In Fuel (WIF) Davco W/ Heater:Diagram1-Combination3
 L9 - Water In Fuel (WIF) Davco W/ Heater:Diagram1-Combination4
 L9 - Water In Fuel (WIF) Davco W/ Heater Option2:Diagram1
 L9 - Water In Fuel (WIF) Racor N/ Heater:Diagram1-Combination1
 L9 - Water In Fuel (WIF) Racor N/ Heater:Diagram1-Combination2
 L9 - Water In Fuel (WIF) Racor N/ Heater:Diagram1-Combination3
 L9 - Water In Fuel (WIF) Racor N/ Heater:Diagram1-Combination4



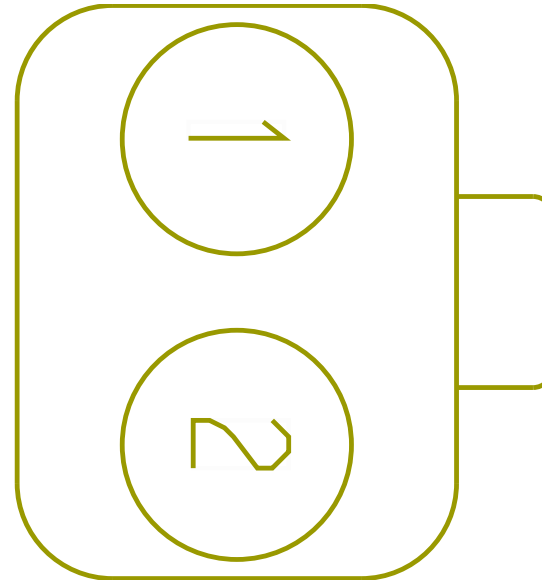
Mates 7112

Name	Terminal Part Number	V-Min	Name	Wire Part Number	Wire CSA	Wire Spec	Wire Material description	Wire Color Description	Wire Length	End2 Terminal Part Number	End2 Pin Name	End2 Connector
1	-	-	VD95	2643683 R1	1.16	16.0	Std. Wall XLPE Primary Cable	TAN	5205.0	-	1	N02_711 3H
1	-	-	VK95	2643676 R1	0.79	18.0	Std. Wall XLPE Primary Cable	TAN	3885.0	-	1	N02_711 3C
1	-	-	VL95	2643676 R1	0.79	18.0	Std. Wall XLPE Primary Cable	TAN	4155.0	-	1	N02_711 3F

Name	Terminal Part Number	V-Min	Name	Wire Part Number	Wire CSA	Wire Spec	Wire Material description	Wire Color Description	Wire Length	End2 Terminal Part Number	End2 Pin Name	End2 Connect or
1	-	-	VN95	2643683 R1	1.16	16.0	Std. Wall XLPE Primary Cable	TAN	5205.0	-	1	N02_711 3G
1	-	-	VH95	2643676 R1	0.79	18.0	Std. Wall XLPE Primary Cable	TAN	5305.0	-	1	7113A
1	-	-	VG95	2643676 R1	0.79	18.0	Std. Wall XLPE Primary Cable	TAN	4205.0	-	1	7113E
1	-	-	VE95	2643676 R1	0.79	18.0	Std. Wall XLPE Primary Cable	TAN	3005.0	-	1	7113B
1	-	-	VF95	2643676 R1	0.79	18.0	Std. Wall XLPE Primary Cable	TAN	4135.0	-	1	7113D
1	-	-	VR95	2643676 R1	0.79	18.0	Std. Wall XLPE Primary Cable	TAN	4305.0	-	1	7113J
2	-	-	VK95-G	2643674 R1	0.79	18.0	Std. Wall XLPE Primary Cable	WHITE	3885.0	-	2	N02_711 3C
2	-	-	VD95-G	2643681 R1	1.16	16.0	Std. Wall XLPE Primary Cable	WHITE	5205.0	-	2	N02_711 3H

Name	Terminal Part Number	V-Min	Name	Wire Part Number	Wire CSA	Wire Spec	Wire Material description	Wire Color Description	Wire Length	End2 Terminal Part Number	End2 Pin Name	End2 Connector
2	-	-	VN95-G	2643681 R1	1.16	16.0	Std. Wall XLPE Primary Cable	WHITE	5205.0	-	2	N02_711 3G
2	-	-	VL95-G	2643674 R1	0.79	18.0	Std. Wall XLPE Primary Cable	WHITE	4155.0	-	2	N02_711 3F
2	-	-	VE95-G	2643674 R1	0.79	18.0	Std. Wall XLPE Primary Cable	WHITE	3005.0	-	2	7113B
2	-	-	VG95-G	2643674 R1	0.79	18.0	Std. Wall XLPE Primary Cable	WHITE	4205.0	-	2	7113E
2	-	-	VF95-G	2643674 R1	0.79	18.0	Std. Wall XLPE Primary Cable	WHITE	4135.0	-	2	7113D
2	-	-	VH95-G	2643674 R1	0.79	18.0	Std. Wall XLPE Primary Cable	WHITE	5305.0	-	2	7113A
2	-	-	VR95-G	2643674 R1	0.79	18.0	Std. Wall XLPE Primary Cable	WHITE	4305.0	-	2	7113J

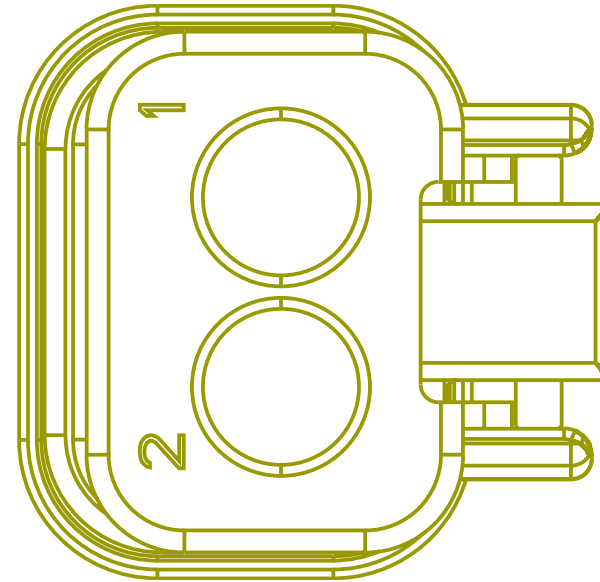
Connector Name 7112
 Part Number 3854645C91
 Short Description REMOTE WIF
 Instances
 L9 - Water In Fuel (WIF) Davco W/ Heater:Diagram1-Combination1
 L9 - Water In Fuel (WIF) Davco W/ Heater:Diagram1-Combination2
 L9 - Water In Fuel (WIF) Davco W/ Heater:Diagram1-Combination3
 L9 - Water In Fuel (WIF) Davco W/ Heater:Diagram1-Combination4
 L9 - Water In Fuel (WIF) Davco W/ Heater Option2:Diagram1
 L9 - Water In Fuel (WIF) Racor N/ Heater:Diagram1-Combination1
 L9 - Water In Fuel (WIF) Racor N/ Heater:Diagram1-Combination2
 L9 - Water In Fuel (WIF) Racor N/ Heater:Diagram1-Combination3
 L9 - Water In Fuel (WIF) Racor N/ Heater:Diagram1-Combination4



Mates 7112

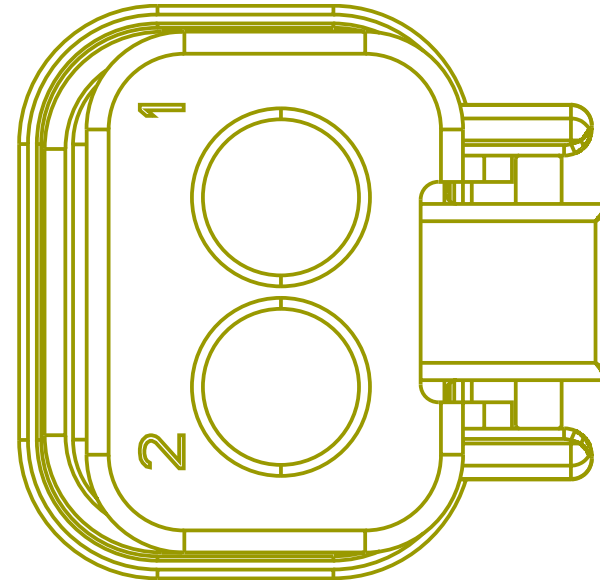
Name	Terminal Part Number	V-Min	Name	Wire Part Number	Wire CSA	Wire Spec	Wire Material description	Wire Color Description	Wire Length	End2 Terminal Part Number	End2 Pin Name	End2 Connector
1	-	-	VA95A	2643676 R1	0.79	18.0	Std. Wall XLPE Primary Cable	TAN	400.0	-	X	-
2	-	-	VA95-G	2643674 R1	0.79	18.0	Std. Wall XLPE Primary Cable	WHITE	1140.0	-	-	-

Connector Name 7113A
 Part Number 3866308C1
 Instances B6.7 - Water In Fuel (WIF) Davco W/ Heater:Diagram1-Combination1
 L9 - Water In Fuel (WIF) Davco W/ Heater:Diagram1-Combination1
 Mates DEV-FUEL FILTER ASSY-3036-01-08:A



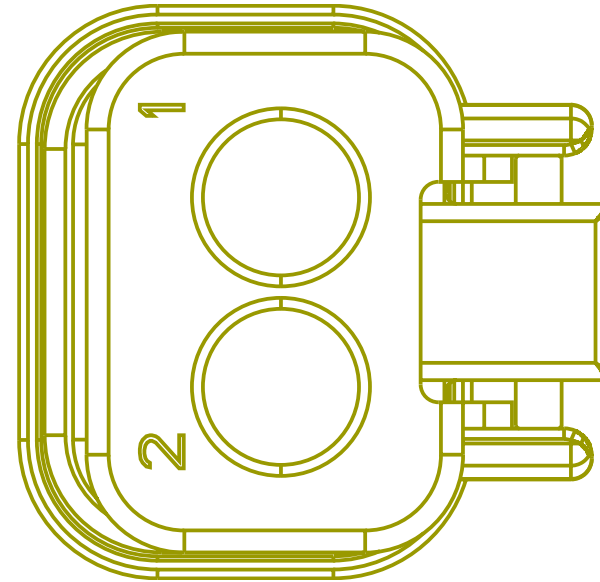
Name	Terminal Part Number	V-Min	Name	Wire Part Number	Wire CSA	Wire Spec	Wire Material description	Wire Color Description	Wire Length	End2 Terminal Part Number	End2 Pin Name	End2 Connector
1	-	-	VH95	2643676 R1	0.79	18.0	Std. Wall XLPE Primary Cable	TAN	5305.0	-	1	N02_7112
1	-	-	VH95	2643676 R1	0.79	18.0	Std. Wall XLPE Primary Cable	TAN	5305.0	-	1	7112
2	-	-	VH95-G	2643674 R1	0.79	18.0	Std. Wall XLPE Primary Cable	WHITE	5305.0	-	2	N02_7112
2	-	-	VH95-G	2643674 R1	0.79	18.0	Std. Wall XLPE Primary Cable	WHITE	5305.0	-	2	7112

Connector Name 7113B
 Part Number 3866308C1
 Instances B6.7 - Water In Fuel (WIF) Davco W/ Heater:Diagram1-Combination2
 L9 - Water In Fuel (WIF) Davco W/ Heater:Diagram1-Combination2
 Mates DEV-FUEL FILTER ASSY-3036-01-08:A



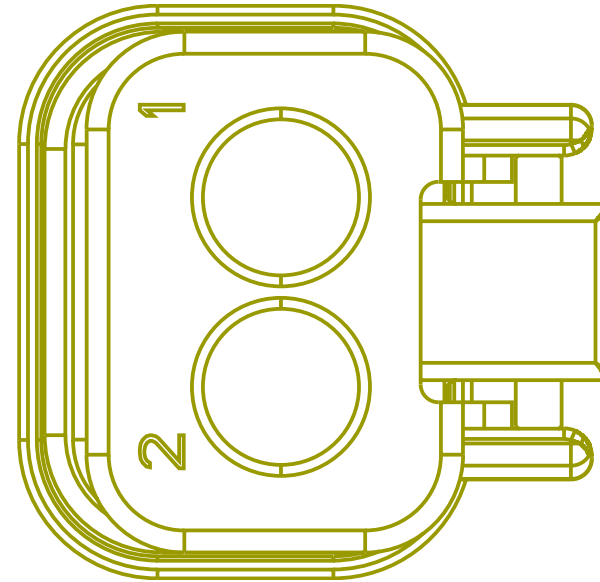
Name	Terminal Part Number	V-Min	Name	Wire Part Number	Wire CSA	Wire Spec	Wire Material description	Wire Color Description	Wire Length	End2 Terminal Part Number	End2 Pin Name	End2 Connector
1	-	-	VE95	2643676 R1	0.79	18.0	Std. Wall XLPE Primary Cable	TAN	3005.0	-	1	N02_7112
1	-	-	VE95	2643676 R1	0.79	18.0	Std. Wall XLPE Primary Cable	TAN	3005.0	-	1	7112
2	-	-	VE95-G	2643674 R1	0.79	18.0	Std. Wall XLPE Primary Cable	WHITE	3005.0	-	2	N02_7112
2	-	-	VE95-G	2643674 R1	0.79	18.0	Std. Wall XLPE Primary Cable	WHITE	3005.0	-	2	7112

Connector Name 7113D
 Part Number 3866308C1
 Instances B6.7 - Water In Fuel (WIF) Davco W/ Heater:Diagram1-Combination3
 L9 - Water In Fuel (WIF) Davco W/ Heater:Diagram1-Combination3



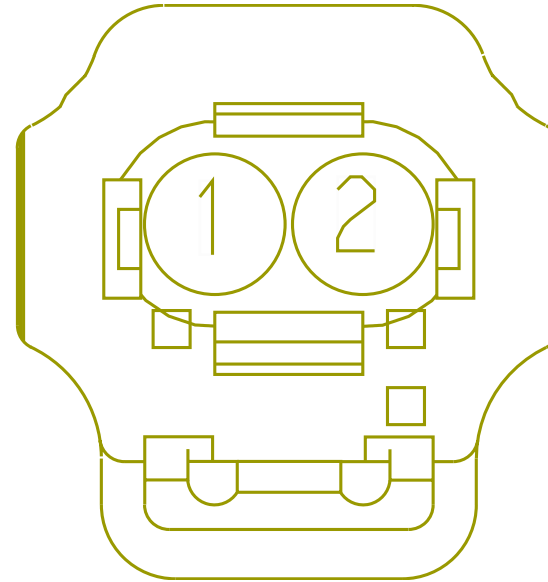
Name	Terminal Part Number	V-Min	Name	Wire Part Number	Wire CSA	Wire Spec	Wire Material description	Wire Color Description	Wire Length	End2 Terminal Part Number	End2 Pin Name	End2 Connector
1	-	-	VF95	2643676 R1	0.79	18.0	Std. Wall XLPE Primary Cable	TAN	4135.0	-	1	N02_7112
1	-	-	VF95	2643676 R1	0.79	18.0	Std. Wall XLPE Primary Cable	TAN	4135.0	-	1	7112
2	-	-	VF95-G	2643674 R1	0.79	18.0	Std. Wall XLPE Primary Cable	WHITE	4135.0	-	2	N02_7112
2	-	-	VF95-G	2643674 R1	0.79	18.0	Std. Wall XLPE Primary Cable	WHITE	4135.0	-	2	7112

Connector Name 7113E
 Part Number 3866308C1
 Instances B6.7 - Water In Fuel (WIF) Davco W/ Heater:Diagram1-Combination4
 L9 - Water In Fuel (WIF) Davco W/ Heater:Diagram1-Combination4



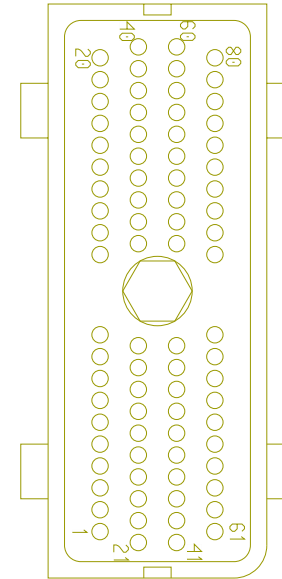
Name	Terminal Part Number	V-Min	Name	Wire Part Number	Wire CSA	Wire Spec	Wire Material description	Wire Color Description	Wire Length	End2 Terminal Part Number	End2 Pin Name	End2 Connector
1	-	-	VG95	2643676 R1	0.79	18.0	Std. Wall XLPE Primary Cable	TAN	4205.0	-	1	N02_7112
1	-	-	VG95	2643676 R1	0.79	18.0	Std. Wall XLPE Primary Cable	TAN	4205.0	-	1	7112
2	-	-	VG95-G	2643674 R1	0.79	18.0	Std. Wall XLPE Primary Cable	WHITE	4205.0	-	2	N02_7112
2	-	-	VG95-G	2643674 R1	0.79	18.0	Std. Wall XLPE Primary Cable	WHITE	4205.0	-	2	7112

Connector Name 7113J
 Part Number 3590390C1
 Instances L9 - Water In Fuel (WIF) Davco W/ Heater Option2:Diagram1
 Mates DEV-FUEL FILTER ASSY-3036-01-04A



Name	Terminal Part Number	V-Min	Name	Wire Part Number	Wire CSA	Wire Spec	Wire Material description	Wire Color Description	Wire Length	End2 Terminal Part Number	End2 Pin Name	End2 Connector
1	-	-	VR95	2643676 R1	0.79	18.0	Std. Wall XLPE Primary Cable	TAN	4305.0	-	1	7112
2	-	-	VR95-G	2643674 R1	0.79	18.0	Std. Wall XLPE Primary Cable	WHITE	4305.0	-	2	7112

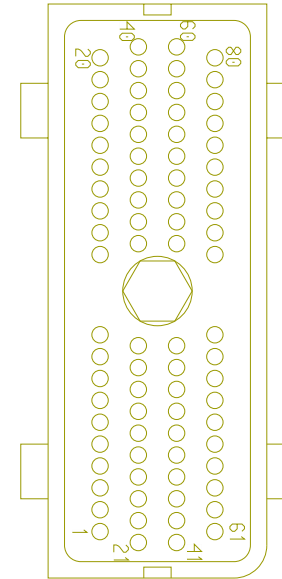
Connector Name 7150
 Part Number 3605713C1
 Instances B6.7/L9 - Transfer Case - High/Low Air Sol:Diagram1
 B6.7/L9 - Transfer Case - High/Neu/Low Air Sol:Diagram1



Name	Terminal Part Number	V-Min	Name	Wire Part Number	Wire CSA	Wire Spec	Wire Material description	Wire Color Description	Wire Length	End2 Terminal Part Number	End2 Pin Name	End2 Connector
6	-	-	-	-	-	-	-	-	-	-	-	-
27	-	-	-	-	-	-	-	-	-	-	-	-

Connector Name 7151
 Part Number 3605713C1
 Instances

- B6.7 - Backup Light (Dual Daisy Reverse LT) Allison/ZF Trans 1K/2K:Diagram1-Combination2
- B6.7 - Backup Light (Dual Reverse Light) Allison/ZF Trans 1K/2K:Diagram1-Combination2
- B6.7 - Backup Light (Single Reverse Light) Allison 1K/2K:Diagram1-Combination2
- B6.7 - Backup Light Single Reverse Light Allison 1K/2K:Diagram1-Combination2
- B6.7 - Backup Light(Single Reverse Light) Allison 1K/2K:Diagram1-Combination2
- B6.7 - CAN Layout:Powertrain Standard J1939 (500Kbps)
- B6.7 - Range Inhibit (sixth gear inhibit switch):Diagram1-Combination2
- B6.7 - Rear Lights Stop (Daisy Chain):Diagram1
- B6.7 - Rear Lights Stop - Dual Assembly:Diagram1
- B6.7 - Rear Lights Stop - Single Assemy:Diagram1
- B6.7 - Remote Start/Stop:Diagram1
- B6.7 - Remote Start/Stop w/ Emergency Pump:Diagram1
- B6.7 - Starter Interlocks (BCM Controlled with Input from Allison 1K/2K TCM):Diagram1-Combination1
- B6.7 - Starter Interlocks (BCM Controlled with Input from Allison 1K/2K TCM):Diagram1-Combination2
- B6.7 - T-Handle for Allison Without Park Position:Diagram1-Combination1
- B6.7 - T-Handle for Allison Without Park Position:Diagram1-Combination2
- B6.7 - Transmission (Allison 1K/2K):Diagram1
- B6.7 - Transmission Power Take Off (Auto Trans Single PTO w/21 Parameters):Diagram1
- B6.7 - Transmission Power Take Off (Auto Trans with Lectradrive):Diagram1
- B6.7 - Transmission Power Take Off (Single PTO W/ RPM and Auto Trans):Diagram1
- B6.7 - Transmission Shifter (Stalk Shifter Allison):Diagram1-Combination2
- B6.7 - Transmission Shifter (T-Handle for Allison; With Park Position):Diagram1-Combination1
- B6.7 - Transmission Shifter (T-Handle for Allison; With Park Position):Diagram1-Combination2
- B6.7/L9 - Trans Range Inhibit (J1939 Comm):Diagram1
- B6.7/L9 - Transfer Case - High/Low Air Sol:Diagram1



B6.7/L9 - Transfer Case - High/Neu/Low Air Sol:Diagram1
 B6.7/L9 - Transmission - MODE Selection:Diagram1
 B6.7/L9 - Transmission Oil Temperature Automatic Trans
 Option2:Diagram1
 B6.7/L9 - Transmission Oil Temperature-Automatic Trans w/Aux
 Gauge:Diagram1
 B6.7/L9 - Trip Odometer (w/ECM & TCM):Diagram1
 B6.7/L9 - Vehicle Speedometer System (Automatic XMSN)
 NA:Diagram1
 L9 - Transmission Power Take Off (Single PTO W/ RPM and
 Auto Trans):Diagram1

Mates

MODU-TCM-A002-10-02

Name	Terminal Part Number	V-Min	Name	Wire Part Number	Wire CSA	Wire Spec	Wire Material description	Wire Color Description	Wire Length	End2 Terminal Part Number	End2 Pin Name	End2 Connector
1	-	-	VU92#101	3510341 R1	0.79	18.0	Thin Wall XLPE Primary Cable	LIGHT BLUE	2325.0	-	-	-
1	-	-	PK92#101	3510341 R1	0.79	18.0	Thin Wall XLPE Primary Cable	LIGHT BLUE	2610.0	-	-	-
3	-	-	PK92#103	3510335 R1	0.79	18.0	Thin Wall XLPE Primary Cable	YELLOW 2	2075.0	-	-	-
3	-	-	VU92#103	3510335 R1	0.79	18.0	Thin Wall XLPE Primary Cable	YELLOW 2	2325.0	-	-	-
5	-	-	PK92#105	3510317 R1	0.79	18.0	Thin Wall XLPE Primary Cable	ORANGE	2610.0	-	-	-
5	-	-	VU92#105	3510317 R1	0.79	18.0	Thin Wall XLPE Primary Cable	ORANGE	2610.0	-	-	-

Name	Terminal Part Number	V-Min	Name	Wire Part Number	Wire CSA	Wire Spec	Wire Material description	Wire Color Description	Wire Length	End2 Terminal Part Number	End2 Pin Name	End2 Connector
6	-	-	-	-	-	-	-	-	-	-	-	-
6	-	-	WIRE735174	-	0.0	-	-	-	0.0	-	PIN1	-
9	-	-	KE10B	3510293R1	0.79	18.0	Thin Wall XLPE Primary Cable	BLACK	750.0	-	X	-
10	-	-	PH14B	3510365R1	0.79	18.0	Thin Wall XLPE Primary Cable	RED	790.0	-	X	-
11	-	-	PH92#111	3510317R1	0.79	18.0	Thin Wall XLPE Primary Cable	ORANGE	670.0	-	-	-
14	-	-	PH92#114	3510311R1	0.79	18.0	Thin Wall XLPE Primary Cable	GREY	670.0	-	-	-
17	-	-	PH92#117	3510341R1	0.79	18.0	Thin Wall XLPE Primary Cable	LIGHT BLUE	670.0	-	-	-
20	-	-	PH92#120	3510341R1	0.79	18.0	Thin Wall XLPE Primary Cable	LIGHT BLUE	1075.0	-	-	-
23	-	-	PG92#123	3510299R1	0.79	18.0	Thin Wall XLPE Primary Cable	LIGHT GREEN	2440.0	-	-	-
27	-	-	-	-	-	-	-	-	-	-	-	-
27	-	-	WIRE735166	-	0.0	-	-	-	0.0	-	PIN1	-

Name	Terminal Part Number	V-Min	Name	Wire Part Number	Wire CSA	Wire Spec	Wire Material description	Wire Color Description	Wire Length	End2 Terminal Part Number	End2 Pin Name	End2 Connect or
31	-	-	VT92A131	3510335 R1	0.79	18.0	Thin Wall XLPE Primary Cable	YELLOW 2	670.0	-	-	-
33	-	-	PH92#133	3510335 R1	0.79	18.0	Thin Wall XLPE Primary Cable	YELLOW 2	670.0	-	-	-
34	-	-	PH92#134	3510359 R1	0.79	18.0	Thin Wall XLPE Primary Cable	WHITE	670.0	-	-	-
34	-	-	PM92#134	3510335 R1	0.79	18.0	Thin Wall XLPE Primary Cable	YELLOW 2	2390.0	-	19	1702
36	-	-	PH92#136	3510317 R1	0.79	18.0	Thin Wall XLPE Primary Cable	ORANGE	670.0	-	-	-
37	-	-	VT92A137	3510359 R1	0.79	18.0	Thin Wall XLPE Primary Cable	WHITE	670.0	-	-	-
38	-	-	PH92#138	3510317 R1	0.79	18.0	Thin Wall XLPE Primary Cable	ORANGE	670.0	-	-	-
39	-	-	PH92#139	3510317 R1	0.79	18.0	Thin Wall XLPE Primary Cable	ORANGE	1275.0	-	-	-

Name	Terminal Part Number	V-Min	Name	Wire Part Number	Wire CSA	Wire Spec	Wire Material description	Wire Color Description	Wire Length	End2 Terminal Part Number	End2 Pin Name	End2 Connector
40	-	-	PH92#140	3510299 R1	0.79	18.0	Thin Wall XLPE Primary Cable	LIGHT GREEN	900.0	-	-	-
41	-	-	PH92A141	3510329 R1	0.79	18.0	Thin Wall XLPE Primary Cable	TAN	2325.0	-	20	1702
41	-	-	A92#141	3510329 R1	0.79	18.0	Thin Wall XLPE Primary Cable	TAN	370.0	-	12	1235
41	-	-	PH92A141	3510329 R1	0.79	18.0	Thin Wall XLPE Primary Cable	TAN	2325.0	-	-	-
42	-	-	PH92#142	3510359 R1	0.79	18.0	Thin Wall XLPE Primary Cable	WHITE	2325.0	-	-	-
43	-	-	PK92#143	3510341 R1	0.79	18.0	Thin Wall XLPE Primary Cable	LIGHT BLUE	2610.0	-	-	-
43	-	-	VU92#143	3510341 R1	0.79	18.0	Thin Wall XLPE Primary Cable	LIGHT BLUE	2610.0	-	-	-
45	-	-	PG92#145	3510317 R1	0.79	18.0	Thin Wall XLPE Primary Cable	ORANGE	2090.0	-	-	-

Name	Terminal Part Number	V-Min	Name	Wire Part Number	Wire CSA	Wire Spec	Wire Material description	Wire Color Description	Wire Length	End2 Terminal Part Number	End2 Pin Name	End2 Connector
50	-	-	PK92#150	3510323 R1	0.79	18.0	Thin Wall XLPE Primary Cable	PINK	2610.0	-	-	-
50	-	-	VU92#150	3510323 R1	0.79	18.0	Thin Wall XLPE Primary Cable	PINK	2610.0	-	-	-
51	-	-	PH92#151	3510359 R1	0.79	18.0	Thin Wall XLPE Primary Cable	WHITE	670.0	-	-	-
52	-	-	PH92#152	3510299 R1	0.79	18.0	Thin Wall XLPE Primary Cable	LIGHT GREEN	670.0	-	-	-
53	-	-	PH92#153	3510335 R1	0.79	18.0	Thin Wall XLPE Primary Cable	YELLOW 2	670.0	-	-	-
54	-	-	PH92#154	3510329 R1	0.79	18.0	Thin Wall XLPE Primary Cable	TAN	670.0	-	-	-
55	-	-	PH92#155	3510359 R1	0.79	18.0	Thin Wall XLPE Primary Cable	WHITE	670.0	-	-	-
57	-	-	PH92#157	3510359 R1	0.79	18.0	Thin Wall XLPE Primary Cable	WHITE	670.0	-	-	-

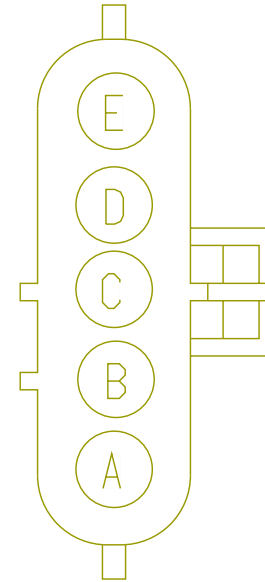
Name	Terminal Part Number	V-Min	Name	Wire Part Number	Wire CSA	Wire Spec	Wire Material description	Wire Color Description	Wire Length	End2 Terminal Part Number	End2 Pin Name	End2 Connector
58	-	-	PH92#158	3510299 R1	0.79	18.0	Thin Wall XLPE Primary Cable	LIGHT GREEN	670.0	-	-	-
59	-	-	PH92#159	3510329 R1	0.79	18.0	Thin Wall XLPE Primary Cable	TAN	1275.0	-	-	-
60	-	-	PH92#160	3510335 R1	0.79	18.0	Thin Wall XLPE Primary Cable	YELLOW 2	900.0	-	-	-
61	-	-	PH92#161	3510329 R1	0.79	18.0	Thin Wall XLPE Primary Cable	TAN	2325.0	-	12	1702
61	-	-	PH92#161	3510329 R1	0.79	18.0	Thin Wall XLPE Primary Cable	TAN	2325.0	-	-	-
63	-	-	PH92#163	3510335 R1	0.79	18.0	Thin Wall XLPE Primary Cable	YELLOW 2	2325.0	-	8	1702
65	-	-	PH92#165	3510329 R1	0.79	18.0	Thin Wall XLPE Primary Cable	TAN	2325.0	-	7	1702
65	-	-	PH92#165	3510329 R1	0.79	18.0	Thin Wall XLPE Primary Cable	TAN	2325.0	-	-	-

Name	Terminal Part Number	V-Min	Name	Wire Part Number	Wire CSA	Wire Spec	Wire Material description	Wire Color Description	Wire Length	End2 Terminal Part Number	End2 Pin Name	End2 Connect or
69	-	-	KE10C	3510293 R1	0.79	18.0	Thin Wall XLPE Primary Cable	BLACK	750.0	-	X	-
70	-	-	PH14C	3510365 R1	0.79	18.0	Thin Wall XLPE Primary Cable	RED	790.0	-	X	-
71	-	-	PH92#171	3510335 R1	0.79	18.0	Thin Wall XLPE Primary Cable	YELLOW 2	670.0	-	-	-
73	-	-	PH92#173	3510341 R1	0.79	18.0	Thin Wall XLPE Primary Cable	LIGHT BLUE	670.0	-	-	-
74	-	-	PH92#174	3510341 R1	0.79	18.0	Thin Wall XLPE Primary Cable	LIGHT BLUE	670.0	-	-	-
76	-	-	PH92#176	3510335 R1	0.79	18.0	Thin Wall XLPE Primary Cable	YELLOW 2	670.0	-	-	-
77	-	-	PH92#177	3510341 R1	0.79	18.0	Thin Wall XLPE Primary Cable	LIGHT BLUE	670.0	-	-	-
78	-	-	PH92#178	3510359 R1	0.79	18.0	Thin Wall XLPE Primary Cable	WHITE	670.0	-	-	-

Name	Terminal Part Number	V-Min	Name	Wire Part Number	Wire CSA	Wire Spec	Wire Material description	Wire Color Description	Wire Length	End2 Terminal Part Number	End2 Pin Name	End2 Connector
79	-	-	PH92#179	3510323 R1	0.79	18.0	Thin Wall XLPE Primary Cable	PINK	670.0	-	-	-
80	-	-	PH92#180	3510317 R1	0.79	18.0	Thin Wall XLPE Primary Cable	ORANGE	1075.0	-	-	-

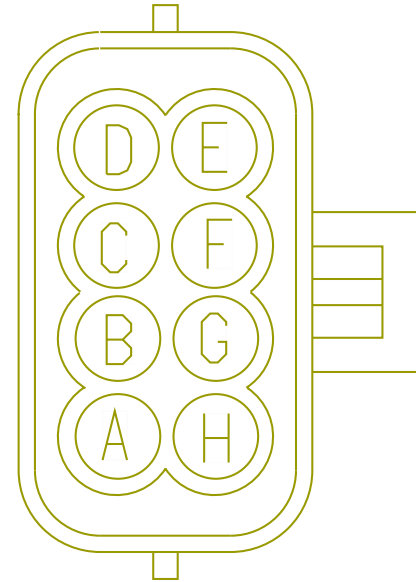
Connector Name 71
Part Number 1677851C1
Short Description CHASSIS TAIL LIGHT
Instances
B6.7 - Backup Light (Dual Reverse Light) Allison/ZF Trans 1K/2K:Diagram1-Combination1
B6.7 - Backup Light (Dual Reverse Light) Allison/ZF Trans 1K/2K:Diagram1-Combination2
B6.7 - Backup Light (Dual Reverse Light) Allison/ZF Trans 3K/4K:Diagram1-Combination1
B6.7 - Backup Light (Dual Reverse Light) Allison/ZF Trans 3K/4K:Diagram1-Combination2
B6.7 - Backup Lights (Dual Reverse Light) Eaton/Manual Trans:Diagram1
B6.7 - Backup Lights (Reverse Lights) - Dual Lights with Procision:Diagram1
B6.7 - Directional Signal (Turn) W/ LED BOX LAMPS:Diagram1
B6.7 - Directional Signal (Turn) W/ LED BOX LAMPS W/Plow Lights:Diagram1
B6.7 - Rear Light (LED BOX LAMP Tail Light):Diagram1
B6.7 - Rear Light (Tail Light):Diagram1
B6.7 - Rear Lights Stop - Dual Assembly:Diagram1
L9 - Backup Light (Dual Reverse Light) Allison/ZF Trans 3K/4K:Diagram1-Combination1
L9 - Backup Light (Dual Reverse Light) Allison/ZF Trans 3K/4K:Diagram1-Combination2
L9 - Backup Lights (Dual Reverse Light) Eaton/Manual Trans:Diagram1-Combination1
L9 - Backup Lights (Dual Reverse Light) Eaton/Manual Trans:Diagram1-Combination2
L9 - Directional Signal (Turn) W/ LED BOX LAMPS:Diagram1
L9 - Directional Signal (Turn) W/ LED BOX LAMPS W/Plow Lights:Diagram1
L9 - License Plate Light (LED BOX LAMP Tail Light):Diagram1
L9 - Rear Light (LED BOX LAMP Tail Light):Diagram1
L9 - Rear Lights Stop - Dual Assembly:Diagram1

Mates 9303A



Name	Terminal Part Number	V-Min	Name	Wire Part Number	Wire CSA	Wire Spec	Wire Material description	Wire Color Description	Wire Length	End2 Terminal Part Number	End2 Pin Name	End2 Connector
A	-	-	71	2643690 R1	1.91	14.0	Std. Wall XLPE Primary Cable	ORANGE	190.0	-	X	-
B	-	-	56	2643690 R1	1.91	14.0	Std. Wall XLPE Primary Cable	ORANGE	740.0	-	B	P7S_73
B	-	-	56	2643690 R1	1.91	14.0	Std. Wall XLPE Primary Cable	ORANGE	740.0	-	B	4500
C	-	-	57	2643690 R1	1.91	14.0	Std. Wall XLPE Primary Cable	ORANGE	1390.0	-	C	P7S_72
C	-	-	57	2643690 R1	1.91	14.0	Std. Wall XLPE Primary Cable	ORANGE	1390.0	-	C	4500
D	-	-	68	2643688 R1	1.91	14.0	Std. Wall XLPE Primary Cable	BROWN	190.0	-	X	-
E	-	-	10-G	2643689 R1	1.91	14.0	Std. Wall XLPE Primary Cable	WHITE	190.0	-	X	-
E	-	-	10-G	2643689 R1	1.91	14.0	Std. Wall XLPE Primary Cable	WHITE	190.0	-	1	-

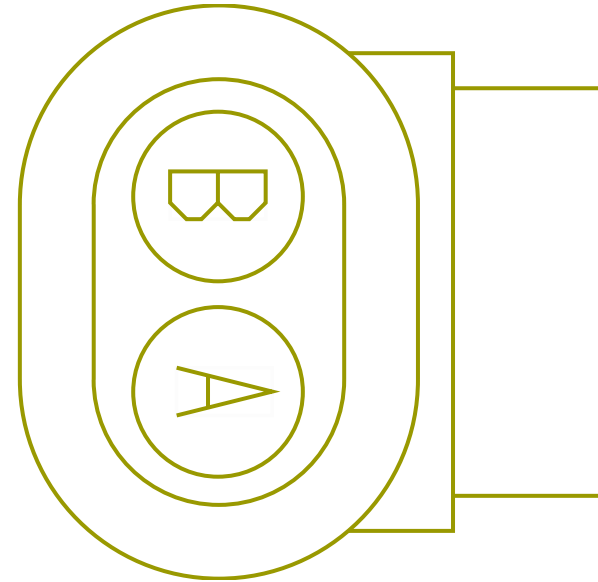
Connector Name 7208M
 Part Number 3525874C1
 Instances B6.7 - Transmission I/O (Procision W/ Body Builder):Diagram1
 Mates CONN-BODY_BUILDER_PROCISIO N_PTO-5045-03-02A



Name	Terminal Part Number	V-Min	Name	Wire Part Number	Wire CSA	Wire Spec	Wire Material description	Wire Color Description	Wire Length	End2 Terminal Part Number	End2 Pin Name	End2 Connector
A	-	-	PZ92#102	3510329 R1	0.79	18.0	Thin Wall XLPE Primary Cable	TAN	1965.0	-	2	K18_7106
B	-	-	PZ92A	3510329 R1	0.79	18.0	Thin Wall XLPE Primary Cable	TAN	1515.0	-	X	-
C	-	-	PZ92#114	3510329 R1	0.79	18.0	Thin Wall XLPE Primary Cable	TAN	1965.0	-	14	K18_7106
D	-	-	PZ92#115	3510329 R1	0.79	18.0	Thin Wall XLPE Primary Cable	TAN	1965.0	-	15	K18_7106

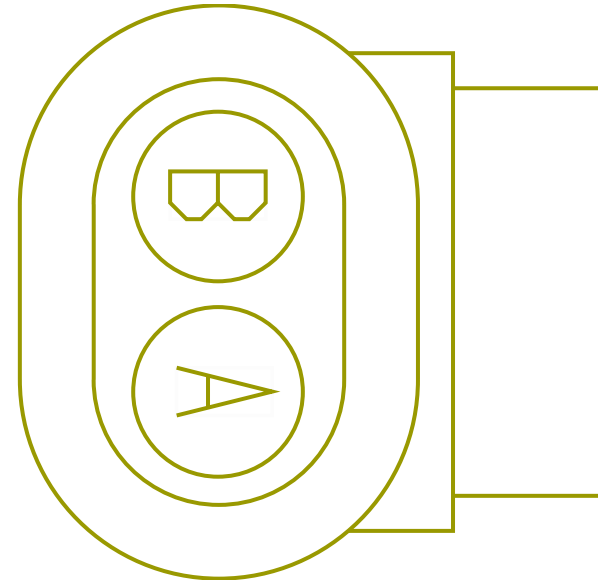
Name	Terminal Part Number	V-Min	Name	Wire Part Number	Wire CSA	Wire Spec	Wire Material description	Wire Color Description	Wire Length	End2 Terminal Part Number	End2 Pin Name	End2 Connector
E	-	-	PZ92#116	3510329 R1	0.79	18.0	Thin Wall XLPE Primary Cable	TAN	1965.0	-	16	K18_7106

Connector Name 7500M
 Part Number 1661778C1
 Instances B6.7 - Backup Lights (Dual Daisy Reverse) Eaton/Manual
 Trans:Diagram1
 B6.7 - Backup Lights (Dual Reverse Light) Eaton/Manual
 Trans:Diagram1
 B6.7 - Backup Lights (Single Reverse Lights) Eaton/Manual
 Trans:Diagram1
 L9 - Back-Up Alarm (Manual) W/ Tailboard:Diagram1-
 Combination1
 L9 - Back-Up Alarm (Manual) W/O Tailboard:Diagram1-
 Combination1
 Mates SW-TRANSSWITCH-1023-01-02A



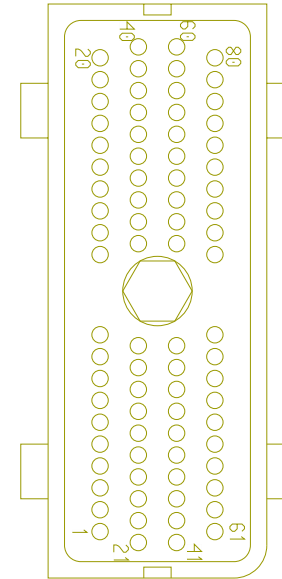
Name	Terminal Part Number	V-Min	Name	Wire Part Number	Wire CSA	Wire Spec	Wire Material description	Wire Color Description	Wire Length	End2 Terminal Part Number	End2 Pin Name	End2 Connector
A	-	-	MJ71A	2645921 R1	0.79	18.0	TXL 150C	ORANGE	1600.0	-	6	1702
B	-	-	MJ71B	2645915 R1	0.79	18.0	TXL 150C	TAN	1600.0	-	7	1702

Connector Name 7500W
 Part Number 1661778C1
 Instances L9 - Back-Up Alarm (Manual) W/ Tailboard:Diagram1-Combination2
 L9 - Back-Up Alarm (Manual) W/O Tailboard:Diagram1-Combination2
 L9 - Backup Lights (Dual Daisy Reverse) Eaton/Manual Trans:Diagram1-Combination1
 L9 - Backup Lights (Dual Daisy Reverse) Eaton/Manual Trans:Diagram1-Combination2
 L9 - Backup Lights (Dual Reverse Light) Eaton/Manual Trans:Diagram1-Combination1
 L9 - Backup Lights (Dual Reverse Light) Eaton/Manual Trans:Diagram1-Combination2
 L9 - Backup Lights (Single Reverse Lights) Eaton/Manual Trans:Diagram1-Combination1
 L9 - Backup Lights (Single Reverse Lights) Eaton/Manual Trans:Diagram1-Combination2



Name	Terminal Part Number	V-Min	Name	Wire Part Number	Wire CSA	Wire Spec	Wire Material description	Wire Color Description	Wire Length	End2 Terminal Part Number	End2 Pin Name	End2 Connector
A	-	-	KH71	3510318 R1	1.16	16.0	Thin Wall XLPE Primary Cable	ORANGE	2310.0	-	6	1702
A	-	-	MJ71A	2645921 R1	0.79	18.0	TXL 150C	ORANGE	1600.0	-	6	1702
B	-	-	KH71A	3510318 R1	1.16	16.0	Thin Wall XLPE Primary Cable	ORANGE	2310.0	-	7	1702
B	-	-	MJ71B	2645915 R1	0.79	18.0	TXL 150C	TAN	1600.0	-	7	1702

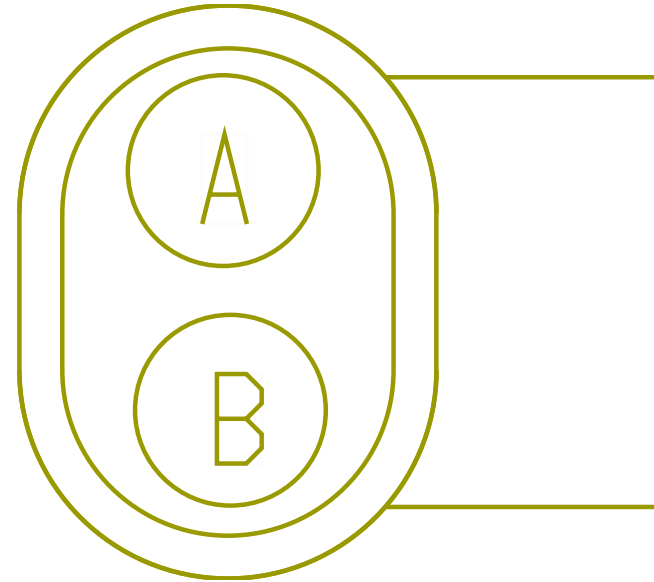
Connector Name 7500
 Part Number 3605713C1
 Instances B6.7 - Starter Interlocks (BCM Controlled with Input from Allison 3K/4K TCM):Diagram1-Combination2
 B6.7/L9 - Transfer Case - High/Low Air Sol:Diagram1
 B6.7/L9 - Transfer Case - High/Neu/Low Air Sol:Diagram1
 L9 - Allision without Switch and with Confirmation
 Telltale:Diagram1-Combination2
 L9 - Starter Interlocks (BCM Controlled with Input from Allison 3K/4K TCM):Diagram1-Combination2
 Mates MODU-TCM-A002-10-03



Name	Terminal Part Number	V-Min	Name	Wire Part Number	Wire CSA	Wire Spec	Wire Material description	Wire Color Description	Wire Length	End2 Terminal Part Number	End2 Pin Name	End2 Connector
3	-	-	PR92#103	3510335 R1	0.79	18.0	Thin Wall XLPE Primary Cable	YELLOW 2	2635.0	-	X	-
6	-	-	-	-	-	-	-	-	-	-	-	-
17	-	-	RN92#117	3510341 R1	0.79	18.0	Thin Wall XLPE Primary Cable	LIGHT BLUE	2820.0	-	25	1702
17	-	-	RM92A117	3510341 R1	0.79	18.0	Thin Wall XLPE Primary Cable	LIGHT BLUE	180.0	-	X	-
17	-	-	RM92A142	3510359 R1	0.79	18.0	Thin Wall XLPE Primary Cable	WHITE	180.0	-	X	-
27	-	-	-	-	-	-	-	-	-	-	-	-

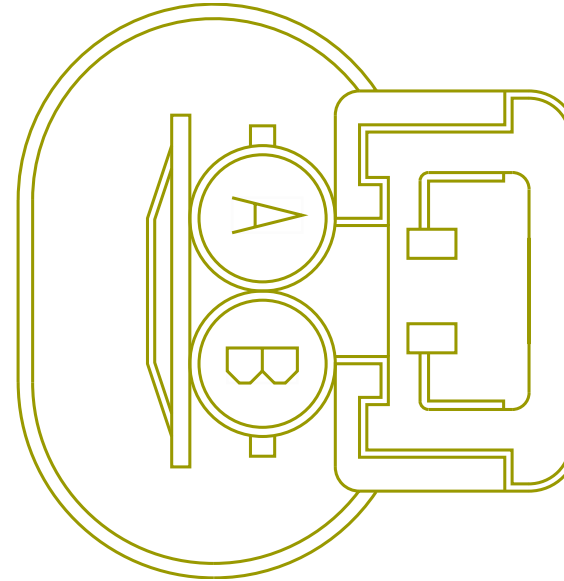
Name	Terminal Part Number	V-Min	Name	Wire Part Number	Wire CSA	Wire Spec	Wire Material description	Wire Color Description	Wire Length	End2 Terminal Part Number	End2 Pin Name	End2 Connector
41	-	-	PY92A141	3510329 R1	0.79	18.0	Thin Wall XLPE Primary Cable	TAN	2390.0	-	20	1702
41	-	-	RL92A141	3510329 R1	0.79	18.0	Thin Wall XLPE Primary Cable	TAN	2820.0	-	20	1702

Connector Name 7601
 Part Number 3662425C1
 Instances L9 - Vehicle Speedometer System (Manual XMSN)
 NA:Diagram1
 Mates SNSR-VSS-5055-01-01A



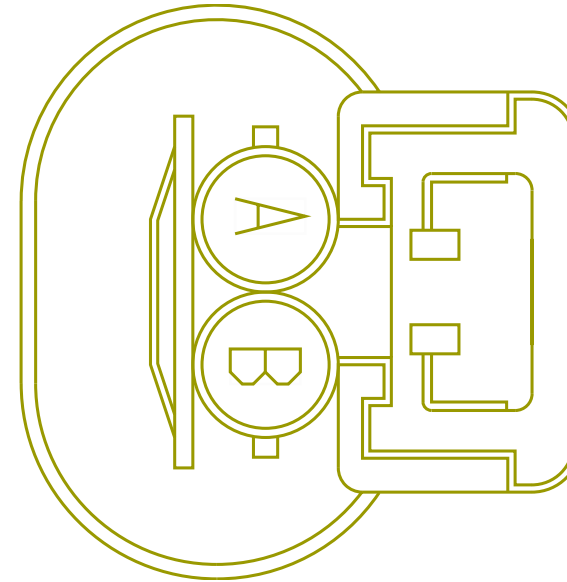
Name	Terminal Part Number	V-Min	Name	Wire Part Number	Wire CSA	Wire Spec	Wire Material description	Wire Color Description	Wire Length	End2 Terminal Part Number	End2 Pin Name	End2 Connector
A	-	-	KM47B	3510310 R1	0.53	20.0	Thin Wall XLPE Primary Cable	GREY	2495.0	-	60	6000 (J2)
B	-	-	KM47C	3510310 R1	0.53	20.0	Thin Wall XLPE Primary Cable	GREY	2495.0	-	59	6000 (J2)

Connector Name 7801A
 Part Number 3683465C1
 Instances B6.7 - CAN Layout:Powertrain Standard J1939 (500Kbps)
 L9 - CAN Layout:Powertrain Standard J1939 (500Kbps)
 Mates RES-TERMINATING-ENGINE-250 K-0002-00-02A



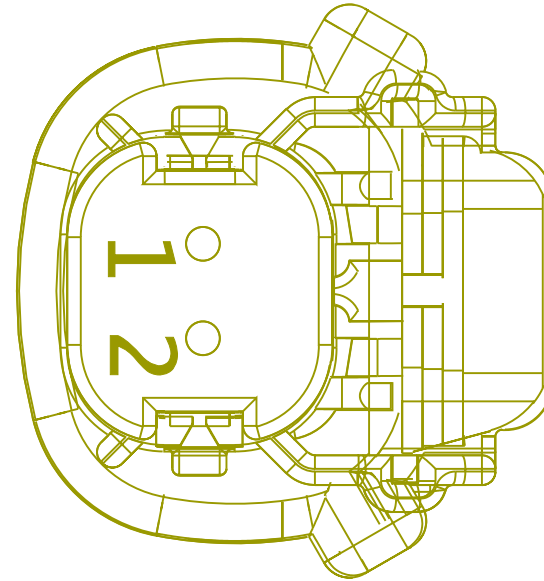
Name	Terminal Part Number	V-Min	Name	Wire Part Number	Wire CSA	Wire Spec	Wire Material description	Wire Color Description	Wire Length	End2 Terminal Part Number	End2 Pin Name	End2 Connector
A	-	-	WIRE725657	-	0.0	-	-	-	0.0	-	X	-
B	-	-	WIRE725659	-	0.0	-	-	-	0.0	-	X	-

Connector Name 7801B/7801M
 Part Number 3683465C1
 Instances B6.7 - CAN Layout:Powertrain Standard J1939 (500Kbps)
 L9 - CAN Layout:Powertrain Standard J1939 (500Kbps)
 Mates RES-TERMINATING-POWERTRAIN -500K-0002-00-02A



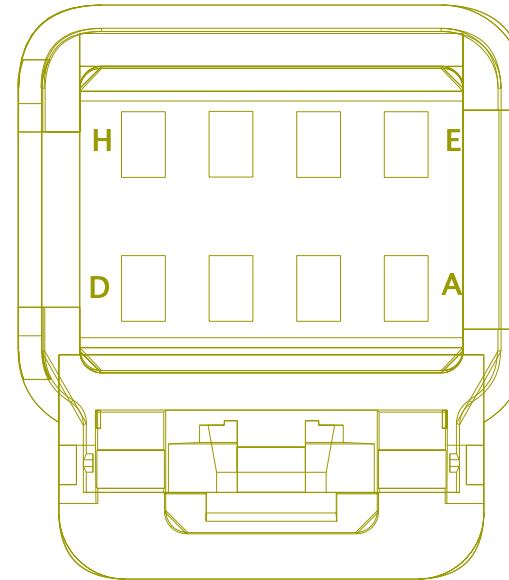
Name	Terminal Part Number	V-Min	Name	Wire Part Number	Wire CSA	Wire Spec	Wire Material description	Wire Color Description	Wire Length	End2 Terminal Part Number	End2 Pin Name	End2 Connector
A	-	-	WIRE735167	-	0.0	-	-	-	0.0	-	PIN1	-
B	-	-	WIRE735162	-	0.0	-	-	-	0.0	-	PIN1	-

Connector Name 7803
 Part Number 3950690C1
 Instances B6.7 - Power Lift Gate:Diagram1
 Mates RLY-Power_Lift_Gate_Relay- 2038-02-01B



Name	Terminal Part Number	V-Min	Name	Wire Part Number	Wire CSA	Wire Spec	Wire Material description	Wire Color Description	Wire Length	End2 Terminal Part Number	End2 Pin Name	End2 Connector
1	-	-	YL112	2643680 R1	1.16	16.0	Std. Wall XLPE Primary Cable	GREY	3255.0	-	66	1701F
2	-	-	YH112-GD	3510360 R1	1.16	16.0	Thin Wall XLPE Primary Cable	WHITE	1645.0	-	-	-

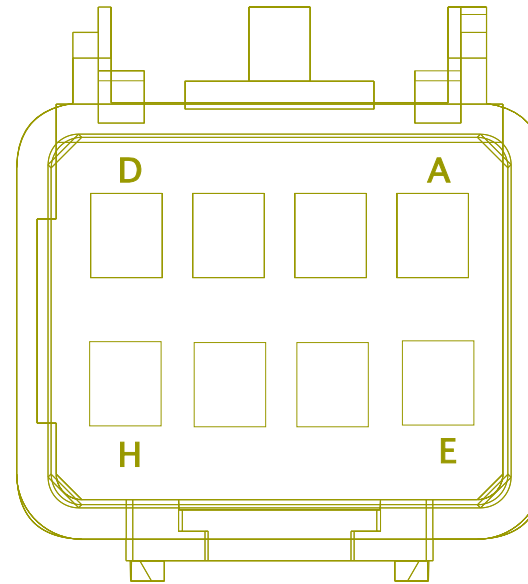
Connector Name 7900F
 Part Number 4064551C1
 Short Description DCM SHIFTER
 Instances
 B6.7 - CAN Layout:Powertrain Standard J1939 (500Kbps)
 B6.7 - Transmission Shifter (Eaton Procision):Diagram1
 B6.7 - Transmission Shifter (Stalk Shifter Allison):Diagram1-Combination1
 B6.7 - Transmission Shifter (Stalk Shifter Allison):Diagram1-Combination2
 L9 - CAN Layout:Powertrain Standard J1939 (500Kbps)
 L9 - Transmission Shifter (Stalk Shifter Allison):Diagram1-Combination1
 L9 - Transmission Shifter (Stalk Shifter Allison):Diagram1-Combination2
 Mates 7900M



Name	Terminal Part Number	V-Min	Name	Wire Part Number	Wire CSA	Wire Spec	Wire Material description	Wire Color Description	Wire Length	End2 Terminal Part Number	End2 Pin Name	End2 Connector
B	-	-	UB92#134A	3510329R1	0.79	18.0	Thin Wall XLPE Primary Cable	TAN	2395.0	-	21	1703M
B	-	-	UK92C	3510329R1	0.79	18.0	Thin Wall XLPE Primary Cable	TAN	2395.0	-	22	1703F
E	-	-	WIRE735113	-	0.0	-	-	-	0.0	-	PIN1	-
F	-	-	WIRE735114	-	0.0	-	-	-	0.0	-	PIN1	-
G	-	-	UC92DC	3510329R1	0.79	18.0	Thin Wall XLPE Primary Cable	TAN	1845.0	-	-	-

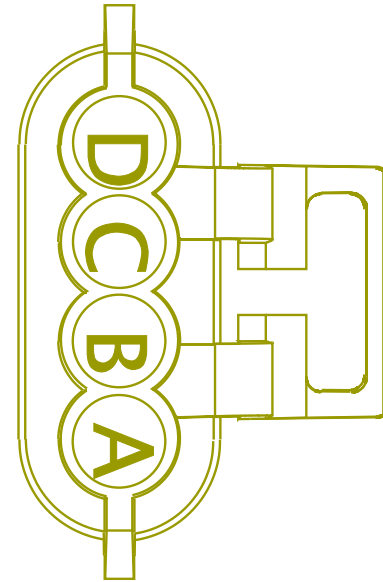
Name	Terminal Part Number	V-Min	Name	Wire Part Number	Wire CSA	Wire Spec	Wire Material description	Wire Color Description	Wire Length	End2 Terminal Part Number	End2 Pin Name	End2 Connector
H	-	-	UC92-GAH	3510359 R1	0.79	18.0	Thin Wall XLPE Primary Cable	WHITE	1265.0	-	-	-

Connector Name 7900M
 Part Number 4064552C1
 Short Description STALK SHIFTER CONN
 Instances
 B6.7 - CAN Layout:Powertrain Standard J1939 (500Kbps)
 B6.7 - Transmission Shifter (Eaton Procision):Diagram1
 B6.7 - Transmission Shifter (Stalk Shifter Allison):Diagram1-Combination1
 B6.7 - Transmission Shifter (Stalk Shifter Allison):Diagram1-Combination2
 L9 - CAN Layout:Powertrain Standard J1939 (500Kbps)
 L9 - Transmission Shifter (Stalk Shifter Allison):Diagram1-Combination1
 L9 - Transmission Shifter (Stalk Shifter Allison):Diagram1-Combination2
 Mates 7900F



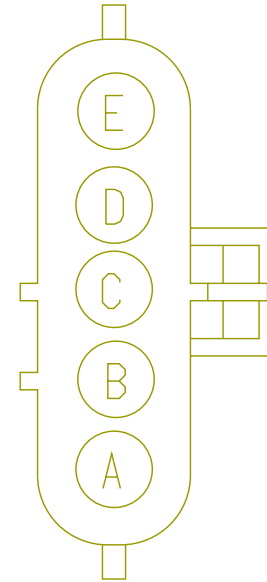
Name	Terminal Part Number	V-Min	Name	Wire Part Number	Wire CSA	Wire Spec	Wire Material description	Wire Color Description	Wire Length	End2 Terminal Part Number	End2 Pin Name	End2 Connector
B	-	-	BD92#134	3510329 R1	0.79	18.0	Thin Wall XLPE Primary Cable	TAN	1365.0	-	B	1825F
E	-	-	WIRE722 746	-	0.0	-	-	-	0.0	-	E	1825F
E	-	-	WIRE722 746	-	0.0	-	-	-	0.0	-	M	1025
F	-	-	WIRE722 747	-	0.0	-	-	-	0.0	-	F	1825F
G	-	-	BD62DC	3510353 R1	0.79	18.0	Thin Wall XLPE Primary Cable	DARK BLUE	1365.0	-	G	1825F
H	-	-	BD92-GAH	3510359 R1	0.79	18.0	Thin Wall XLPE Primary Cable	WHITE	1365.0	-	H	1825F

Connector Name 7900
 Part Number 3540756C1
 Instances B6.7 - Transmission Shifter (Eaton T-Handle with Park Pawl):Diagram1-Combination1
 B6.7 - Transmission Shifter (Eaton T-Handle with Park Pawl):Diagram1-Combination2
 Mates MODU_T-HANDLE-SHIFTER-5040 -06-01A



Name	Terminal Part Number	V-Min	Name	Wire Part Number	Wire CSA	Wire Spec	Wire Material description	Wire Color Description	Wire Length	End2 Terminal Part Number	End2 Pin Name	End2 Connector
A	-	-	UN92YD	3510330 R1	1.16	16.0	Thin Wall XLPE Primary Cable	TAN	1470.0	-	-	-
B	-	-	UN92D	3510329 R1	0.79	18.0	Thin Wall XLPE Primary Cable	TAN	1820.0	-	E8	J4-1601
C	-	-	UN62A	3510353 R1	0.79	18.0	Thin Wall XLPE Primary Cable	DARK BLUE	1000.0	-	-	-
D	-	-	UN92-GAH	3510359 R1	0.79	18.0	Thin Wall XLPE Primary Cable	WHITE	1750.0	-	-	-

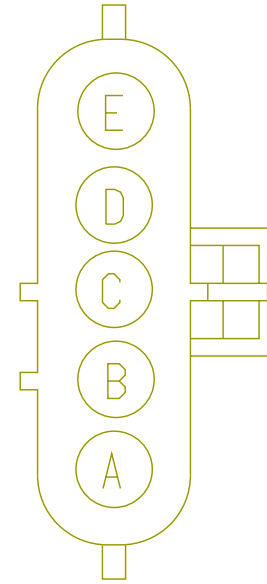
Connector Name 8000
 Part Number 1677851C1
 Instances B6.7 - Directional Signal (Turn) W/ DAISY CHAIN BOX LAMPS:Diagram1
 B6.7 - Directional Signal (Turn) W/ Daisy Chain Box Lamps W/ Plow Lights:Diagram1
 B6.7 - Directional Signal (Turn) W/ LED BOX LAMPS:Diagram1
 B6.7 - Directional Signal (Turn) W/ LED BOX LAMPS W/Plow Lights:Diagram1
 B6.7 - Directional Signal (Turn) W/ Single Tail Board W/Hazard SW:Diagram1
 B6.7 - Directional Signal (Turn) W/ Single Tail Board W/Plow Lights:Diagram1
 B6.7 - Front Marker Lights N/ PLow Lights:Diagram1
 B6.7 - Front Marker Lights W/ Plow Lights:Diagram1
 Mates LT-RS_HEADLIGHT_HAL-1016-1 0-03A



Name	Terminal Part Number	V-Min	Name	Wire Part Number	Wire CSA	Wire Spec	Wire Material description	Wire Color Description	Wire Length	End2 Terminal Part Number	End2 Pin Name	End2 Connector
B	-	-	MY11-GA	2643689 R1	1.91	14.0	Std. Wall XLPE Primary Cable	WHITE	3410.0	-	-	-
D	-	-	MC57C	2643682 R1	1.16	16.0	Std. Wall XLPE Primary Cable	ORANGE	2195.0	-	X	-
D	-	-	MW57C	2643682 R1	1.16	16.0	Std. Wall XLPE Primary Cable	ORANGE	2195.0	-	X	-
D	-	-	RF57B	3510318 R1	1.16	16.0	Thin Wall XLPE Primary Cable	ORANGE	3750.0	-	15	1700

Name	Terminal Part Number	V-Min	Name	Wire Part Number	Wire CSA	Wire Spec	Wire Material description	Wire Color Description	Wire Length	End2 Terminal Part Number	End2 Pin Name	End2 Connector
E	-	-	RF54D	2643688 R1	1.91	14.0	Std. Wall XLPE Primary Cable	BROWN	1925.0	-	X	-
E	-	-	MW54D	2643688 R1	1.91	14.0	Std. Wall XLPE Primary Cable	BROWN	2045.0	-	X	-

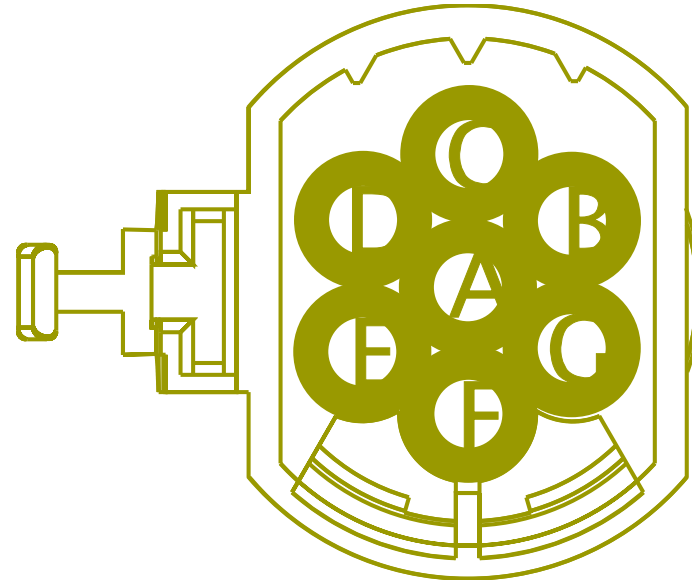
Connector Name 8001
 Part Number 1677851C1
 Instances B6.7 - Directional Signal (Turn) W/ DAISY CHAIN BOX LAMPS:Diagram1
 B6.7 - Directional Signal (Turn) W/ Daisy Chain Box Lamps W/ Plow Lights:Diagram1
 B6.7 - Directional Signal (Turn) W/ LED BOX LAMPS:Diagram1
 B6.7 - Directional Signal (Turn) W/ LED BOX LAMPS W/Plow Lights:Diagram1
 B6.7 - Directional Signal (Turn) W/ Single Tail Board W/Hazard SW:Diagram1
 B6.7 - Directional Signal (Turn) W/ Single Tail Board W/Plow Lights:Diagram1
 B6.7 - Front Marker Lights N/ PLow Lights:Diagram1
 B6.7 - Front Marker Lights W/ Plow Lights:Diagram1
 L9 - Directional Signal (Turn) W/ LED BOX LAMPS W/Plow Lights:Diagram1
 Mates LT-LS_HEADLIGHT_HAL-1016-1 0-03A



Name	Terminal Part Number	V-Min	Name	Wire Part Number	Wire CSA	Wire Spec	Wire Material description	Wire Color Description	Wire Length	End2 Terminal Part Number	End2 Pin Name	End2 Connector
B	-	-	MY11-GB	2643689 R1	1.91	14.0	Std. Wall XLPE Primary Cable	WHITE	2450.0	-	-	-
D	-	-	MW56C	2643682 R1	1.16	16.0	Std. Wall XLPE Primary Cable	ORANGE	985.0	-	X	-
D	-	-	MC56C	2643682 R1	1.16	16.0	Std. Wall XLPE Primary Cable	ORANGE	1585.0	-	X	-
D	-	-	MA56B	3510318 R1	1.16	16.0	Thin Wall XLPE Primary Cable	ORANGE	2790.0	-	14	1700

Name	Terminal Part Number	V-Min	Name	Wire Part Number	Wire CSA	Wire Spec	Wire Material description	Wire Color Description	Wire Length	End2 Terminal Part Number	End2 Pin Name	End2 Connector
E	-	-	RF54C	2643688 R1	1.91	14.0	Std. Wall XLPE Primary Cable	BROWN	965.0	-	X	-
E	-	-	MW54C	2643688 R1	1.91	14.0	Std. Wall XLPE Primary Cable	BROWN	1085.0	-	X	-

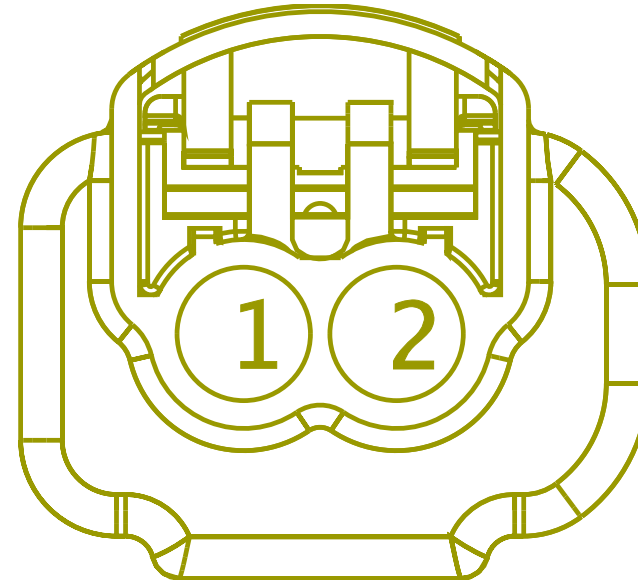
Connector Name 8102
 Part Number 2039311C91
 Instances B6.7 - Directional Signal (Turn) W/ Daisy Chain Box Lamps W/
 Plow Lights:Diagram1
 B6.7 - Directional Signal (Turn) W/ LED BOX LAMPS W/Plow
 Lights:Diagram1
 B6.7 - Directional Signal (Turn) W/ Single Tail Board W/Plow
 Lights:Diagram1
 B6.7 - Front Marker Lights W/ Plow Lights:Diagram1
 Mates VD-SNOW_PLOW_LT-1016-12-01A



Name	Terminal Part Number	V-Min	Name	Wire Part Number	Wire CSA	Wire Spec	Wire Material description	Wire Color Description	Wire Length	End2 Terminal Part Number	End2 Pin Name	End2 Connector
B	-	-	MC11-GE	2643689 R1	1.91	14.0	Std. Wall XLPE Primary Cable	WHITE	1990.0	-	-	-
D	-	-	MC56D	2643684 R1	1.16	16.0	Std. Wall XLPE Primary Cable	YELLOW 2	1150.0	-	X	-
D	-	-	MW56D	2643682 R1	1.16	16.0	Std. Wall XLPE Primary Cable	ORANGE	630.0	-	X	-
E	-	-	MW54F	2643688 R1	1.91	14.0	Std. Wall XLPE Primary Cable	BROWN	650.0	-	X	-

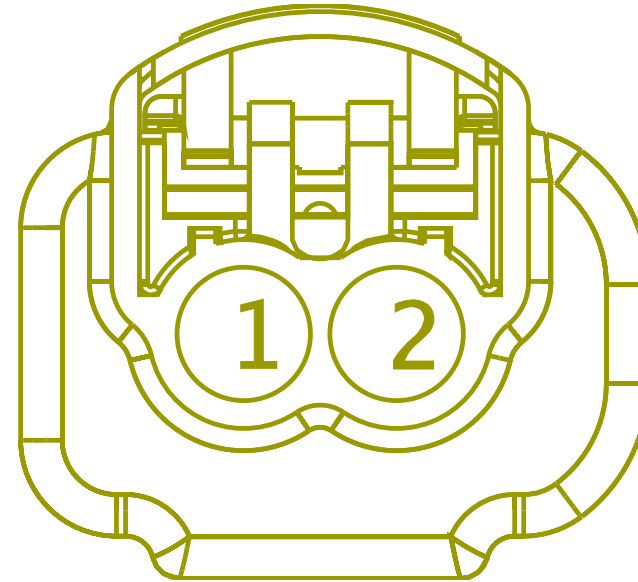
Name	Terminal Part Number	V-Min	Name	Wire Part Number	Wire CSA	Wire Spec	Wire Material description	Wire Color Description	Wire Length	End2 Terminal Part Number	End2 Pin Name	End2 Connector
F	-	-	MC57D	2643678 R1	1.16	16.0	Std. Wall XLPE Primary Cable	LIGHT GREEN	800.0	-	X	-
F	-	-	MW57D	2643682 R1	1.16	16.0	Std. Wall XLPE Primary Cable	ORANGE	765.0	-	X	-

Connector Name 8200A
 Part Number 6131286C1
 Instances L9 - Fog Lights (LED White TOP MTG):Diagram1
 L9 - Front Fog Lamps:Diagram1
 Mates LT-RS_FOG_FRT-1012-03-03A



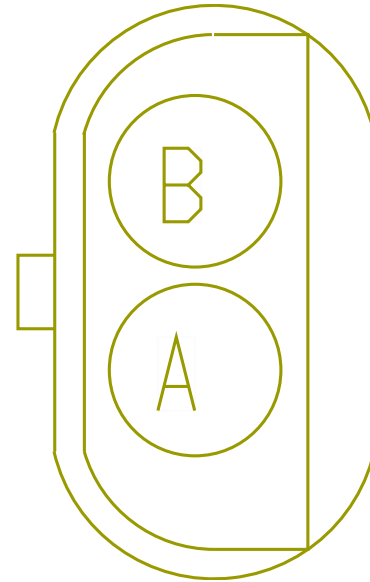
Name	Terminal Part Number	V-Min	Name	Wire Part Number	Wire CSA	Wire Spec	Wire Material description	Wire Color Description	Wire Length	End2 Terminal Part Number	End2 Pin Name	End2 Connector
1	-	-	SM64B	3510336 R1	1.16	16.0	Thin Wall XLPE Primary Cable	YELLOW 2	3290.0	-	23	1700
2	-	-	SM64-GB	3510360 R1	1.16	16.0	Thin Wall XLPE Primary Cable	WHITE	2070.0	-	-	-

Connector Name 8200C
 Part Number 6131286C1
 Instances B6.7 - Fog Lights (Halogen White TOP MTG):Diagram1
 B6.7 - Fog Lights (LED White TOP MTG):Diagram1
 B6.7 - Front Fog Lamps:Diagram1
 Mates LT-RS_FOG_FRT-1012-03-02A



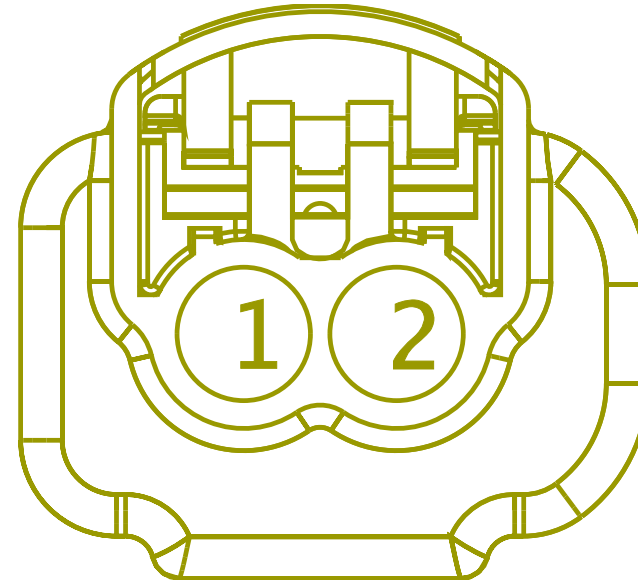
Name	Terminal Part Number	V-Min	Name	Wire Part Number	Wire CSA	Wire Spec	Wire Material description	Wire Color Description	Wire Length	End2 Terminal Part Number	End2 Pin Name	End2 Connector
1	-	-	TC64B	3510336 R1	1.16	16.0	Thin Wall XLPE Primary Cable	YELLOW 2	3190.0	-	23	1700
2	-	-	TC64-GB	3510360 R1	1.16	16.0	Thin Wall XLPE Primary Cable	WHITE	2825.0	-	-	-

Connector Name 8200
 Part Number 587567C91
 Instances B6.7 - Front Fog Lights W CONNECTOR:Diagram1
 L9 - Front Fog Lights W CONNECTOR:Diagram1
 Mates LT-RS_FOG_FRT-1012-03-07A



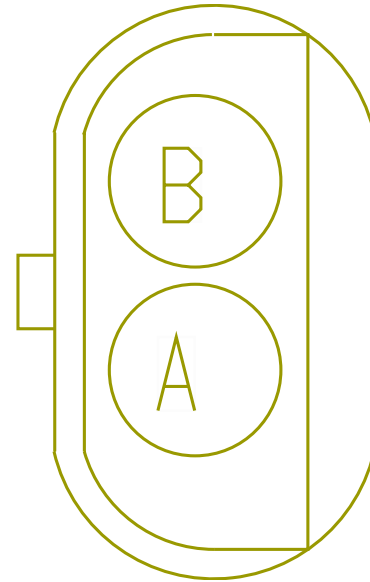
Name	Terminal Part Number	V-Min	Name	Wire Part Number	Wire CSA	Wire Spec	Wire Material description	Wire Color Description	Wire Length	End2 Terminal Part Number	End2 Pin Name	End2 Connector
A	-	-	MD64B	3510336 R1	1.16	16.0	Thin Wall XLPE Primary Cable	YELLOW 2	3240.0	-	23	1700
A	-	-	RD64B	2643684 R1	1.16	16.0	Std. Wall XLPE Primary Cable	YELLOW 2	3140.0	-	23	1700
B	-	-	MD64-GB	3510360 R1	1.16	16.0	Thin Wall XLPE Primary Cable	WHITE	2020.0	-	-	-
B	-	-	RD64-GB	2643681 R1	1.16	16.0	Std. Wall XLPE Primary Cable	WHITE	2775.0	-	-	-

Connector Name 8201A
 Part Number 6131286C1
 Instances B6.7 - Fog Lights (Halogen White TOP MTG):Diagram1
 B6.7 - Fog Lights (LED White TOP MTG):Diagram1
 B6.7 - Front Fog Lamps:Diagram1
 L9 - Fog Lights (LED White TOP MTG):Diagram1
 L9 - Front Fog Lamps:Diagram1
 Mates LT-LS_FOG_FRT-1012-03-02A




Name	Terminal Part Number	V-Min	Name	Wire Part Number	Wire CSA	Wire Spec	Wire Material description	Wire Color Description	Wire Length	End2 Terminal Part Number	End2 Pin Name	End2 Connector
1	-	-	TE64A	3510336 R1	1.16	16.0	Thin Wall XLPE Primary Cable	YELLOW 2	2450.0	-	22	1700
1	-	-	SM64A	3510336 R1	1.16	16.0	Thin Wall XLPE Primary Cable	YELLOW 2	2550.0	-	22	1700
2	-	-	TE64-GA	3510360 R1	1.16	16.0	Thin Wall XLPE Primary Cable	WHITE	2085.0	-	-	-
2	-	-	SM64-GA	3510360 R1	1.16	16.0	Thin Wall XLPE Primary Cable	WHITE	1330.0	-	-	-

Connector Name 8201
 Part Number 587567C91
 Instances B6.7 - Front Fog Lights W CONNECTOR:Diagram1
 L9 - Front Fog Lights W CONNECTOR:Diagram1
 Mates LT-LS_FOG_FRT-1012-03-07A



Name	Terminal Part Number	V-Min	Name	Wire Part Number	Wire CSA	Wire Spec	Wire Material description	Wire Color Description	Wire Length	End2 Terminal Part Number	End2 Pin Name	End2 Connector
A	-	-	MD64A	2643684 R1	1.16	16.0	Std. Wall XLPE Primary Cable	YELLOW 2	2400.0	-	22	1700
B	-	-	MD64-GA	2643681 R1	1.16	16.0	Std. Wall XLPE Primary Cable	WHITE	2035.0	-	-	-

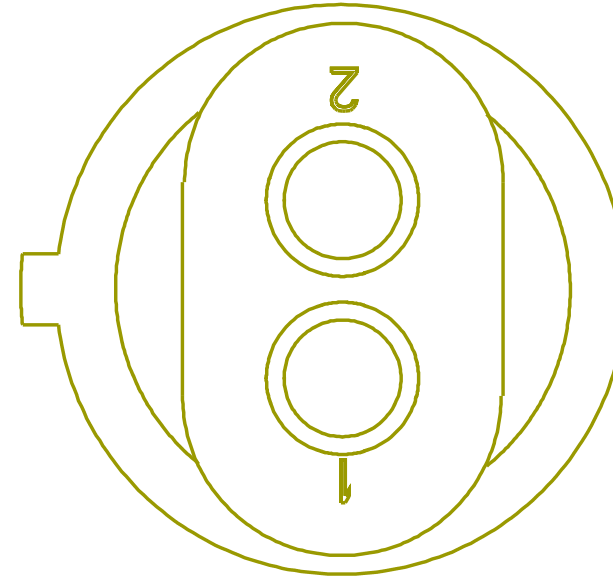
Connector Name 8500
 Part Number 6114576C1
 Instances B6.7 - Selective Catalytic Reduction (SCR):Diagram1
 L9 - Selective Catalytic Reduction (SCR):Diagram1
 Mates DEV-ISX ENG-5041-02-02A



Name	Terminal Part Number	V-Min	Name	Wire Part Number	Wire CSA	Wire Spec	Wire Material description	Wire Color Description	Wire Length	End2 Terminal Part Number	End2 Pin Name	End2 Connector
1	-	-	VL95H	3510329 R1	0.79	18.0	Thin Wall XLPE Primary Cable	TAN	1595.0	-	3	674
1	-	-	VJ95MC	3510328 R1	0.53	20.0	Thin Wall XLPE Primary Cable	TAN	2565.0	-	3	674
2	-	-	-	-	-	-	-	-	-	-	-	-
5	-	-	KA95TB	3510311 R1	0.79	18.0	Thin Wall XLPE Primary Cable	GREY	2020.0	-	E10	690
5	-	-	KA95TB	3510311 R1	0.79	18.0	Thin Wall XLPE Primary Cable	GREY	2020.0	-	E10	679

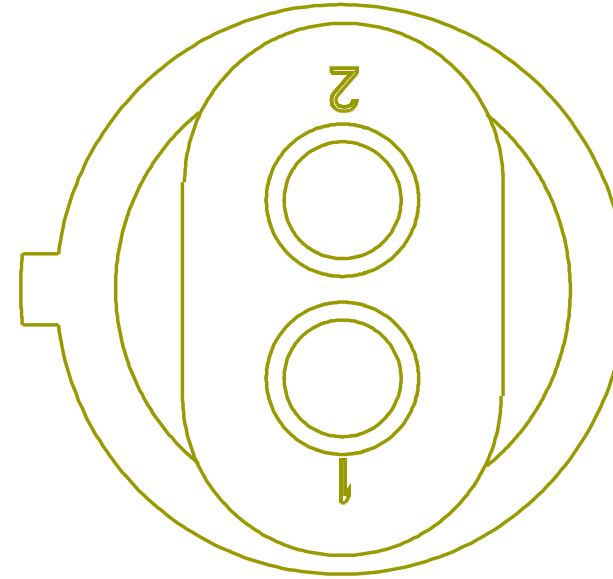
Name	Terminal Part Number	V-Min	Name	Wire Part Number	Wire CSA	Wire Spec	Wire Material description	Wire Color Description	Wire Length	End2 Terminal Part Number	End2 Pin Name	End2 Connect or
6	-	-	VJ13AB	3510365 R1	0.79	18.0	Thin Wall XLPE Primary Cable	RED	1195.0	-	X	-
6	-	-	VJ13B	3510323 R1	0.79	18.0	Thin Wall XLPE Primary Cable	PINK	1515.0	-	X	-
8	-	-	VL95AR2	3510365 R1	0.79	18.0	Thin Wall XLPE Primary Cable	RED	900.0	-	X	-
8	-	-	VJ95AR2	3510329 R1	0.79	18.0	Thin Wall XLPE Primary Cable	TAN	1690.0	-	X	-
9	-	-	-	-	-	-	-	-	-	-	-	-
13	-	-	VJ10-G5	2643681 R1	1.16	16.0	Std. Wall XLPE Primary Cable	WHITE	1525.0	-	-	-
13	-	-	VJ10-G3	2643674 R1	0.79	18.0	Std. Wall XLPE Primary Cable	WHITE	1240.0	-	-	-

Connector Name 8506A
 Part Number 6111844C1
 Instances B6.7 - Antilock Brake System (ABS) - Wabco 4 Channel
 Implementation:Diagram1
 Mates SNSR-WS-3003-02-04A




Name	Terminal Part Number	V-Min	Name	Wire Part Number	Wire CSA	Wire Spec	Wire Material description	Wire Color Description	Wire Length	End2 Terminal Part Number	End2 Pin Name	End2 Connector
1	-	-	NE94AC	3510311 R1	0.79	18.0	Thin Wall XLPE Primary Cable	GREY	1165.0	-	30	1700
2	-	-	NE94AD	3510311 R1	0.79	18.0	Thin Wall XLPE Primary Cable	GREY	1165.0	-	31	1700

Connector Name 8507A
 Part Number 6111844C1
 Instances B6.7 - Antilock Brake System (ABS) - Wabco 4 Channel
 Implementation:Diagram1
 Mates SNSR-WS-3003-02-04B




Name	Terminal Part Number	V-Min	Name	Wire Part Number	Wire CSA	Wire Spec	Wire Material description	Wire Color Description	Wire Length	End2 Terminal Part Number	End2 Pin Name	End2 Connector
1	-	-	NE94AE	3510311 R1	0.79	18.0	Thin Wall XLPE Primary Cable	GREY	4105.0	-	32	1700
2	-	-	NE94AF	3510311 R1	0.79	18.0	Thin Wall XLPE Primary Cable	GREY	4105.0	-	33	1700

Connector Name 8508A
 Part Number 3919376C1
 Instances B6.7 - Antilock Brake System (ABS) - Wabco 4 Channel
 Implementation:Diagram1
 Mates MDL-ABS-3003-02-04A




Name	Terminal Part Number	V-Min	Name	Wire Part Number	Wire CSA	Wire Spec	Wire Material description	Wire Color Description	Wire Length	End2 Terminal Part Number	End2 Pin Name	End2 Connector
1	-	-	NE94AL	3510313 R1	1.91	14.0	Thin Wall XLPE Primary Cable	GREY	1170.0	-	29	1700
2	-	-	NE94AA	3510313 R1	1.91	14.0	Thin Wall XLPE Primary Cable	GREY	1170.0	-	28	1700
3	-	-	NE94AB	3510313 R1	1.91	14.0	Thin Wall XLPE Primary Cable	GREY	1170.0	-	27	1700

Connector Name 8509A
 Part Number 3919376C1
 Instances B6.7 - Antilock Brake System (ABS) - Wabco 4 Channel
 Implementation:Diagram1
 Mates MDL-ABS-3003-02-04B




Name	Terminal Part Number	V-Min	Name	Wire Part Number	Wire CSA	Wire Spec	Wire Material description	Wire Color Description	Wire Length	End2 Terminal Part Number	End2 Pin Name	End2 Connector
1	-	-	NE94AH	3510313 R1	1.91	14.0	Thin Wall XLPE Primary Cable	GREY	4580.0	-	36	1700
2	-	-	NE94AJ	3510313 R1	1.91	14.0	Thin Wall XLPE Primary Cable	GREY	4580.0	-	35	1700
3	-	-	NE94AK	3510313 R1	1.91	14.0	Thin Wall XLPE Primary Cable	GREY	4580.0	-	34	1700

Connector Name 8600
 Part Number 3573078C1
 Instances B6.7 - CAN Layout:Engine Proprietary J1939
 L9 - CAN Layout:Engine Proprietary J1939
 Mates 8600



Name	Terminal Part Number	V-Min	Name	Wire Part Number	Wire CSA	Wire Spec	Wire Material description	Wire Color Description	Wire Length	End2 Terminal Part Number	End2 Pin Name	End2 Connector
9	-	-	WIRE1721	-	0.0	-	-	-	0.0	-	2	8500
10	-	-	WIRE1722	-	0.0	-	-	-	0.0	-	9	8500
13	-	-	WIRE1719	-	0.0	-	-	-	0.0	-	13	674
14	-	-	WIRE1720	-	0.0	-	-	-	0.0	-	14	674

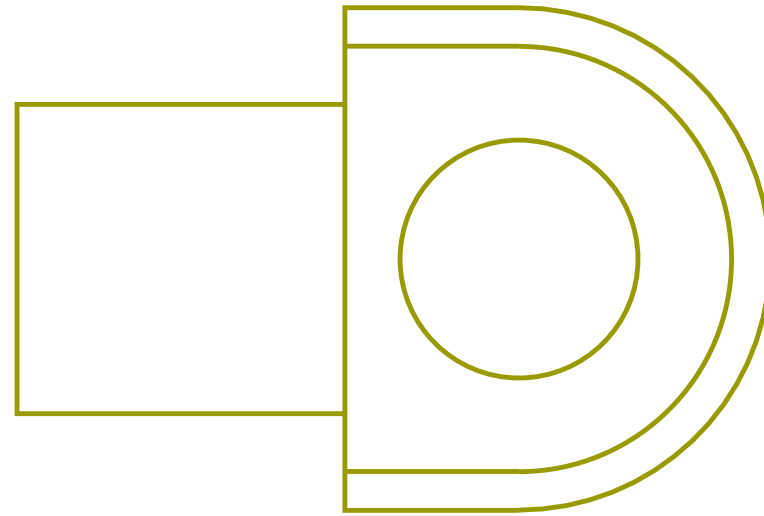
Connector Name 8600
 Part Number 3573078C1
 Instances B6.7 - Selective Catalytic Reduction (SCR):Diagram1
 Mates DPF-SENSRTABLE-5041-01-01A



Name	Terminal Part Number	V-Min	Name	Wire Part Number	Wire CSA	Wire Spec	Wire Material description	Wire Color Description	Wire Length	End2 Terminal Part Number	End2 Pin Name	End2 Connector
1	-	-	VJ95EL	2645915 R1	0.79	18.0	TXL 150C	TAN	3420.0	-	53	6000 (J2)
2	-	-	VJ95EH	2645915 R1	0.79	18.0	TXL 150C	TAN	3420.0	-	77	6000 (J2)
3	-	-	VJ95	4073403 R1	0.53	20.0	TXL 150C	TAN	3420.0	-	41	6000 (J2)
4	-	-	VJ95A	4073403 R1	0.53	20.0	TXL 150C	TAN	3420.0	-	42	6000 (J2)
5	-	-	KP6C	2645915 R1	0.79	18.0	TXL 150C	TAN	3260.0	-	X	-
7	-	-	VJ9A	4073403 R1	0.53	20.0	TXL 150C	TAN	3420.0	-	32	6000 (J2)
8	-	-	VJ95K	4073403 R1	0.53	20.0	TXL 150C	TAN	3420.0	-	16	6000 (J2)
11	-	-	VJ10-G2	2645973 R1	1.91	14.0	TXL 150C	WHITE	2040.0	-	-	-

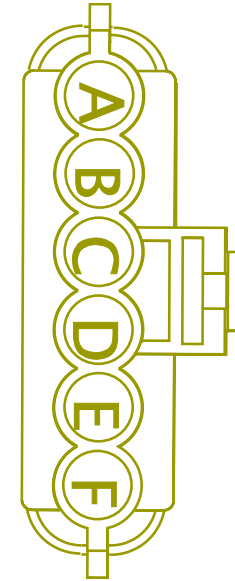
Name	Terminal Part Number	V-Min	Name	Wire Part Number	Wire CSA	Wire Spec	Wire Material description	Wire Color Description	Wire Length	End2 Terminal Part Number	End2 Pin Name	End2 Connector
12	-	-	VJ13A	4082181 R1	1.91	14.0	TXL 150C	PINK	1900.0	-	X	-

Connector Name 8600
 Part Number 587566C91
 Instances B6.7 - Cooling Fan Control Two-Speed:Diagram1
 L9 - Cooling Fan Control Two-Speed:Diagram1
 Mates GND-RADIATOR-5014-01-03A



Name	Terminal Part Number	V-Min	Name	Wire Part Number	Wire CSA	Wire Spec	Wire Material description	Wire Color Description	Wire Length	End2 Terminal Part Number	End2 Pin Name	End2 Connector
A	-	-	MY11-GC	2643787 R1	3.01	12.0	Std. Wall XLPE Primary Cable	WHITE	1935.0	-	-	-

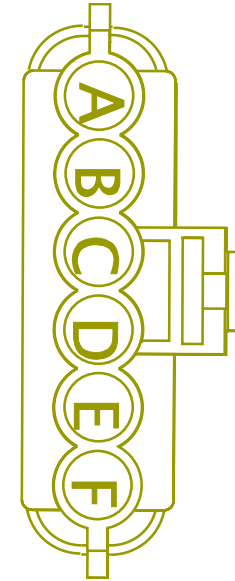
Connector Name 8801
 Part Number 3551896C1
 Instances B6.7/L9 - Forward Chassis Splice Pack 8801:Diagram1
 Mates Ground Splice Pack 8801



Name	Terminal Part Number	V-Min	Name	Wire Part Number	Wire CSA	Wire Spec	Wire Material description	Wire Color Description	Wire Length	End2 Terminal Part Number	End2 Pin Name	End2 Connector
A	-	-	MW11-GE	2643689 R1	1.91	14.0	Std. Wall XLPE Primary Cable	WHITE	1990.0	-	X	-
A	-	-	MS11-GE	2643787 R1	3.01	12.0	Std. Wall XLPE Primary Cable	WHITE	0.0	-	X	-
A	-	-	PB11-GE	2643787 R1	3.01	12.0	Std. Wall XLPE Primary Cable	WHITE	0.0	-	X	-
A	-	-	MK11-GE	2643787 R1	3.01	12.0	Std. Wall XLPE Primary Cable	WHITE	0.0	-	X	-
B	-	-	ND19-G	-	0.0	16.0	-	WHITE	0.0	-	-	-
B	-	-	NC19-G	-	0.0	16.0	-	WHITE	0.0	-	-	-

Name	Terminal Part Number	V-Min	Name	Wire Part Number	Wire CSA	Wire Spec	Wire Material description	Wire Color Description	Wire Length	End2 Terminal Part Number	End2 Pin Name	End2 Connector
C	-	-	SJ44-GW	3510360 R1	1.16	16.0	Thin Wall XLPE Primary Cable	WHITE	505.0	-	-	-
D	-	-	RF54-GA	-	0.0	16.0	-	WHITE	0.0	-	-	-
D	-	-	RA54-GA	-	0.0	16.0	-	WHITE	0.0	-	-	-
D	-	-	RB54-GA	-	0.0	16.0	-	WHITE	0.0	-	-	-
D	-	-	RG54-GA	-	0.0	16.0	-	WHITE	0.0	-	-	-
E	-	-	RB54-GB	-	0.0	16.0	-	WHITE	0.0	-	-	-
E	-	-	EG54-GB	2643681 R1	1.16	16.0	Std. Wall XLPE Primary Cable	WHITE	0.0	-	-	-
E	-	-	RF54-GB	-	0.0	16.0	-	WHITE	0.0	-	-	-
E	-	-	RA54-GB	-	0.0	16.0	-	WHITE	0.0	-	-	-
F	-	-	-	-	-	-	-	-	-	-	-	-

Connector Name 8805
 Part Number 3551896C1
 Instances B6.7 - Center Chassis Ground Splice Packs
 8802/8805/8807/8809:Diagram1
 Mates SP-0003-00-10-N0D-8805

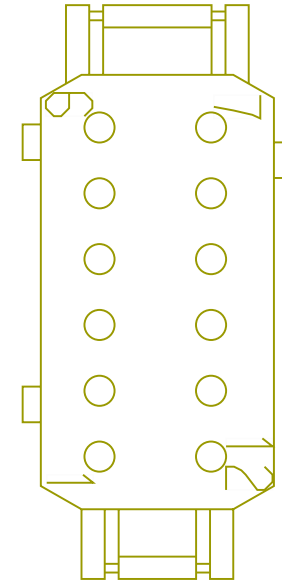


Name	Terminal Part Number	V-Min	Name	Wire Part Number	Wire CSA	Wire Spec	Wire Material description	Wire Color Description	Wire Length	End2 Terminal Part Number	End2 Pin Name	End2 Connector
A	-	-	XM59-G	2643787 R1	3.01	12.0	Std. Wall XLPE Primary Cable	WHITE	1700.0	-	F	N02_8809
B	-	-	NG59A-G	2643689 R1	1.91	14.0	Std. Wall XLPE Primary Cable	WHITE	1580.0	-	-	-
C	-	-	NZ59X-G	2643689 R1	1.91	14.0	Std. Wall XLPE Primary Cable	WHITE	2920.0	-	-	-
E	-	-	TG19-G	3510360 R1	1.16	16.0	Thin Wall XLPE Primary Cable	WHITE	1725.0	-	-	-

Name	Terminal Part Number	V-Min	Name	Wire Part Number	Wire CSA	Wire Spec	Wire Material description	Wire Color Description	Wire Length	End2 Terminal Part Number	End2 Pin Name	End2 Connector
E	-	-	TL19-G	3510360 R1	1.16	16.0	Thin Wall XLPE Primary Cable	WHITE	845.0	-	-	-
E	-	-	PN19-G	2643681 R1	1.16	16.0	Std. Wall XLPE Primary Cable	WHITE	1645.0	-	-	-
E	-	-	TM19-G	3510360 R1	1.16	16.0	Thin Wall XLPE Primary Cable	WHITE	2055.0	-	-	-
E	-	-	TK19-G	3510360 R1	1.16	16.0	Thin Wall XLPE Primary Cable	WHITE	1625.0	-	-	-
E	-	-	TN19-G	3510360 R1	1.16	16.0	Thin Wall XLPE Primary Cable	WHITE	1995.0	-	-	-
E	-	-	TR19-G	3510360 R1	1.16	16.0	Thin Wall XLPE Primary Cable	WHITE	2505.0	-	-	-
E	-	-	TH19-G	3510360 R1	1.16	16.0	Thin Wall XLPE Primary Cable	WHITE	895.0	-	-	-
E	-	-	TB19-G	3510360 R1	1.16	16.0	Thin Wall XLPE Primary Cable	WHITE	2555.0	-	-	-


Name	Terminal Part Number	V-Min	Name	Wire Part Number	Wire CSA	Wire Spec	Wire Material description	Wire Color Description	Wire Length	End2 Terminal Part Number	End2 Pin Name	End2 Connect or
E	-	-	PM19-G	3510360 R1	1.16	16.0	Thin Wall XLPE Primary Cable	WHITE	2295.0	-	-	-
E	-	-	SA19-G	3510360 R1	1.16	16.0	Thin Wall XLPE Primary Cable	WHITE	1550.0	-	-	-
E	-	-	TP19-G	2643681 R1	1.16	16.0	Std. Wall XLPE Primary Cable	WHITE	1795.0	-	-	-

Connector Name 8881
 Part Number 3553404C1
 Instances B6.7 - CAN Layout:Body Standard J1939 (250Kbps)
 L9 - CAN Layout:Body Standard J1939 (250Kbps)
 Mates MODU-VDR-2037-XX




Name	Terminal Part Number	V-Min	Name	Wire Part Number	Wire CSA	Wire Spec	Wire Material description	Wire Color Description	Wire Length	End2 Terminal Part Number	End2 Pin Name	End2 Connector
5	-	-	WIRE722759	-	0.0	-	-	-	0.0	-	PIN1	-
8	-	-	WIRE722757	-	0.0	-	-	-	0.0	-	PIN1	-

Connector Name 8883
 Part Number 1661200C1
 Instances Vehicle Data Recorder (W/ Display):Diagram2 - Recorder W/
 Display
 Mates 2000M




Name	Terminal Part Number	V-Min	Name	Wire Part Number	Wire CSA	Wire Spec	Wire Material description	Wire Color Description	Wire Length	End2 Terminal Part Number	End2 Pin Name	End2 Connector
A	-	-	QL5A	-	0.0	-	-	-	705.0	-	6	A01-8881
B	-	-	QL5B	-	0.0	-	-	-	705.0	-	7	A01-8881
C	-	-	QL11-AA	3510359 R1	0.79	18.0	Thin Wall XLPE Primary Cable	WHITE	420.0	-	X	-
D	-	-	QL13RB	3510365 R1	0.79	18.0	Thin Wall XLPE Primary Cable	RED	915.0	-	X	-

Connector Name 8884A
 Part Number 6099041C1
 Instances B6.7 - CAN Layout:Body Standard J1939 (250Kbps)
 L9 - CAN Layout:Body Standard J1939 (250Kbps)




Name	Terminal Part Number	V-Min	Name	Wire Part Number	Wire CSA	Wire Spec	Wire Material description	Wire Color Description	Wire Length	End2 Terminal Part Number	End2 Pin Name	End2 Connector
12	-	-	WIRE722869	-	0.0	-	-	-	0.0	-	L	1024
13	-	-	WIRE722870	-	0.0	-	-	-	0.0	-	B	1024

Connector Name 8884D
 Part Number 3602454C1
 Instances B6.7 - CAN Layout:Body Standard J1939 (250Kbps)
 L9 - CAN Layout:Body Standard J1939 (250Kbps)



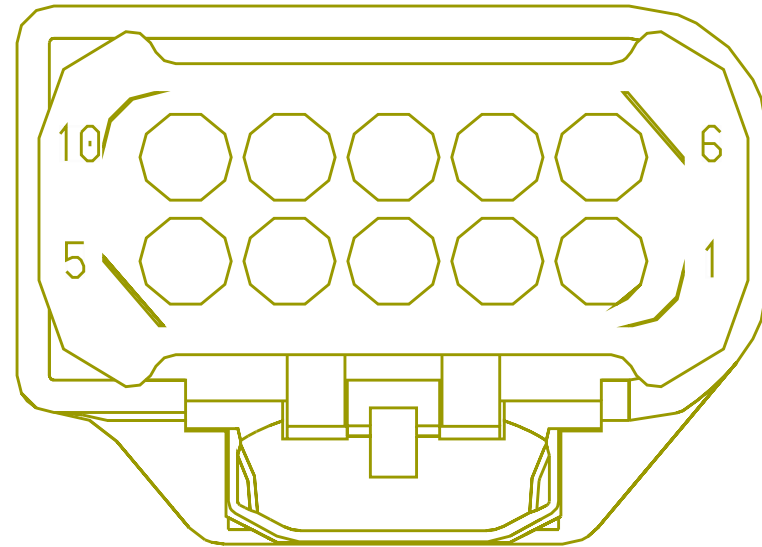
Name	Terminal Part Number	V-Min	Name	Wire Part Number	Wire CSA	Wire Spec	Wire Material description	Wire Color Description	Wire Length	End2 Terminal Part Number	End2 Pin Name	End2 Connector
A	-	-	WIRE722872	-	0.0	-	-	-	0.0	-	H	1024
B	-	-	WIRE722871	-	0.0	-	-	-	0.0	-	E	1024

Connector Name 8884G
 Part Number 3602454C1
 Instances B6.7 - CAN Layout:Body Standard J1939 (250Kbps)
 L9 - CAN Layout:Body Standard J1939 (250Kbps)



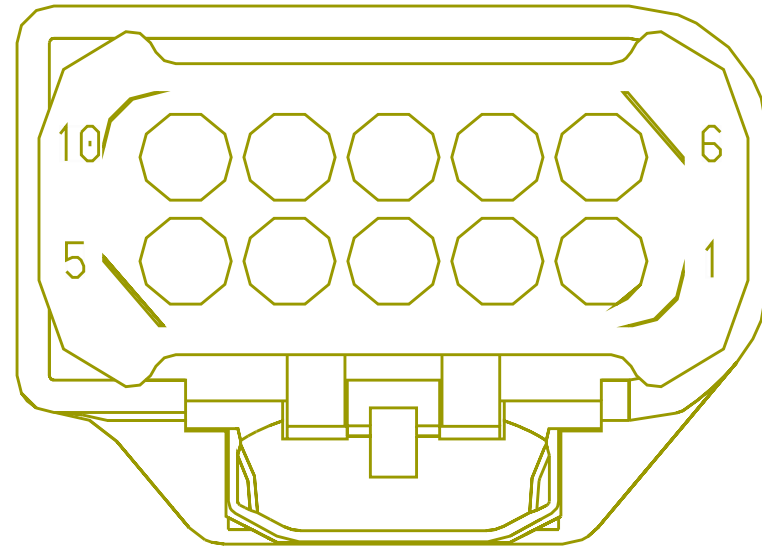
Name	Terminal Part Number	V-Min	Name	Wire Part Number	Wire CSA	Wire Spec	Wire Material description	Wire Color Description	Wire Length	End2 Terminal Part Number	End2 Pin Name	End2 Connector
A	-	-	WIRE722867	-	0.0	-	-	-	0.0	-	L	1028
B	-	-	WIRE722868	-	0.0	-	-	-	0.0	-	B	1028

Connector Name 8903
 Part Number 6111813C1
 Instances B6.7 - CAN Layout:Fusion Proprietary J1939
 L9 - CAN Layout:Fusion Proprietary J1939
 Mates SNSR-BENDIX_FUSION_FLR_21- 3020-02-01A



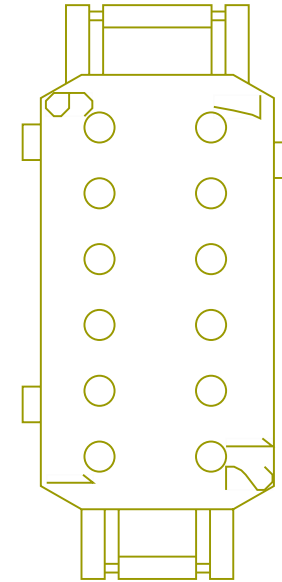
Name	Terminal Part Number	V-Min	Name	Wire Part Number	Wire CSA	Wire Spec	Wire Material description	Wire Color Description	Wire Length	End2 Terminal Part Number	End2 Pin Name	End2 Connector
2	-	-	WIRE196490	-	0.0	-	-	-	0.0	-	45	1700F
2	-	-	WIRE196490	-	0.0	-	-	-	0.0	-	45	1700
7	-	-	WIRE196491	-	0.0	-	-	-	0.0	-	46	1700F
7	-	-	WIRE196491	-	0.0	-	-	-	0.0	-	46	1700

Connector Name 8903
 Part Number 6111813C1
 Instances B6.7 - CAN Layout:Powertrain Standard J1939 (500Kbps)
 Mates SNSR-BENDIX_FUSION_FLR_21- 3020-02-01A



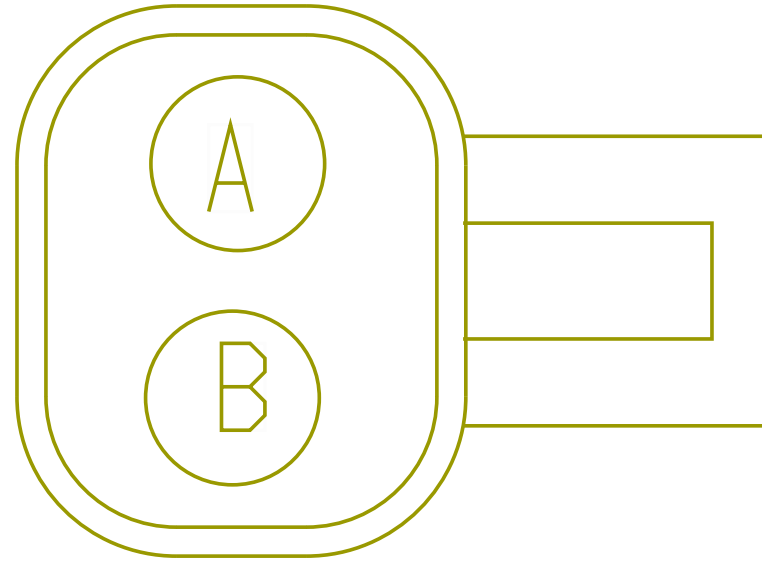
Name	Terminal Part Number	V-Min	Name	Wire Part Number	Wire CSA	Wire Spec	Wire Material description	Wire Color Description	Wire Length	End2 Terminal Part Number	End2 Pin Name	End2 Connector
1	-	-	MN5B(+)	-	0.0	-	-	-	0.0	-	X	-
6	-	-	MN5B(-)	-	0.0	-	-	-	0.0	-	X	-

Connector Name 8998
 Part Number 3553404C1
 Instances B6.7 - CAN Layout:Body Standard J1939 (250Kbps)
 B6.7 - CAN Layout:Telematics J1708
 L9 - CAN Layout:Body Standard J1939 (250Kbps)
 L9 - CAN Layout:Telematics J1708
 Mates MODU-VDR-2037-XX



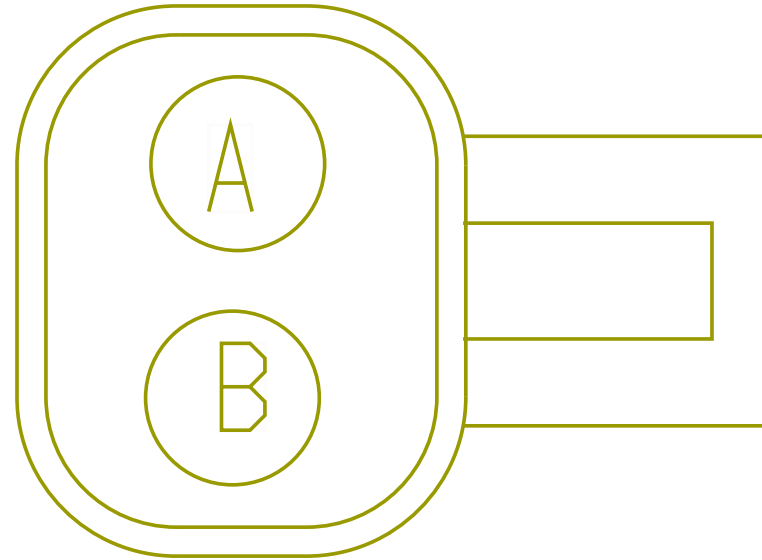
Name	Terminal Part Number	V-Min	Name	Wire Part Number	Wire CSA	Wire Spec	Wire Material description	Wire Color Description	Wire Length	End2 Terminal Part Number	End2 Pin Name	End2 Connector
1	-	-	WIRE722 859	-	0.0	-	-	-	0.0	-	F	1661
4	-	-	WIRE722 860	-	0.0	-	-	-	0.0	-	F	1660
5	-	-	WIRE722 859	-	0.0	-	-	-	0.0	-	F	1661
6	-	-	WIRE722 760	-	0.0	-	-	-	0.0	-	PIN1	-
7	-	-	WIRE722 758	-	0.0	-	-	-	0.0	-	PIN1	-

Connector Name 9001
 Part Number 1671610C1
 Instances L9 - Drain Valve Heater:Diagram1-Combination1
 Mates HTR-DRAIN_VALVE-3042-01-01A



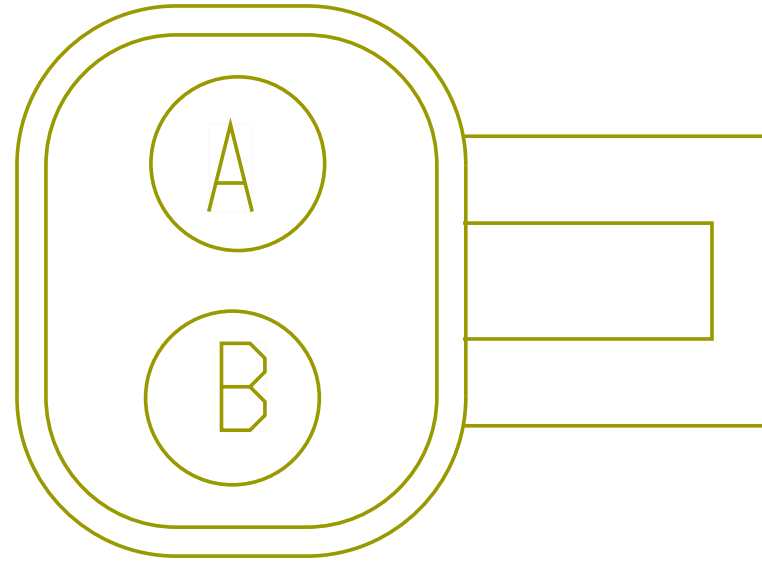
Name	Terminal Part Number	V-Min	Name	Wire Part Number	Wire CSA	Wire Spec	Wire Material description	Wire Color Description	Wire Length	End2 Terminal Part Number	End2 Pin Name	End2 Connector
A	-	-	NP39A	2643673 R1	0.79	18.0	Std. Wall XLPE Primary Cable	GREY	3435.0	-	40	1701F
B	-	-	NP39-GF	2643674 R1	0.79	18.0	Std. Wall XLPE Primary Cable	WHITE	875.0	-	-	-

Connector Name 9002
 Part Number 1671610C1
 Instances L9 - Drain Valve Heater:Diagram1-Combination2



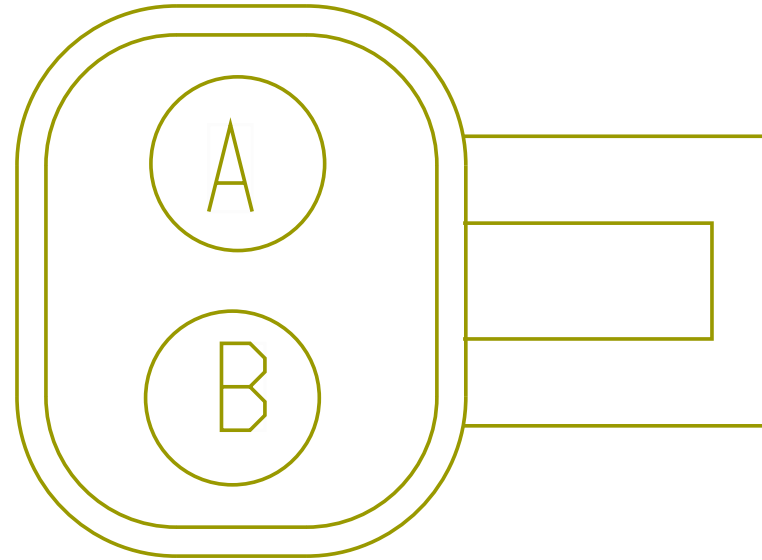
Name	Terminal Part Number	V-Min	Name	Wire Part Number	Wire CSA	Wire Spec	Wire Material description	Wire Color Description	Wire Length	End2 Terminal Part Number	End2 Pin Name	End2 Connector
A	-	-	NN39A	2643673 R1	0.79	18.0	Std. Wall XLPE Primary Cable	GREY	4025.0	-	40	1701F
B	-	-	NN39-GF	2643674 R1	0.79	18.0	Std. Wall XLPE Primary Cable	WHITE	1925.0	-	-	-

Connector Name 9003A
 Part Number 1671610C1
 Instances L9 - Drain Valve Heater:Diagram1-Combination4



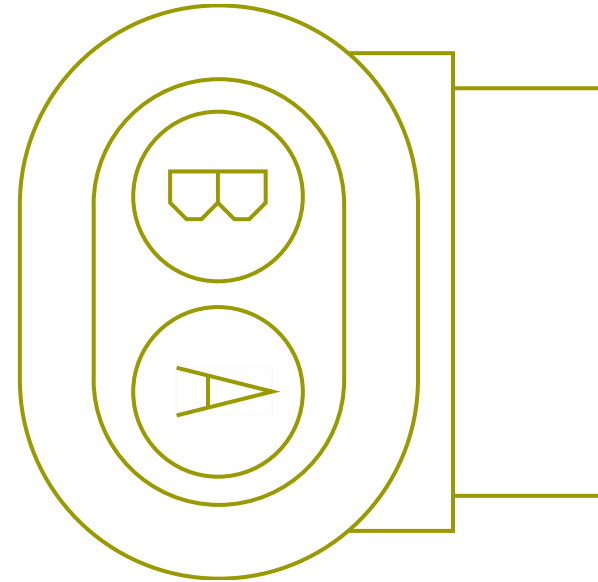
Name	Terminal Part Number	V-Min	Name	Wire Part Number	Wire CSA	Wire Spec	Wire Material description	Wire Color Description	Wire Length	End2 Terminal Part Number	End2 Pin Name	End2 Connector
A	-	-	PK39A	2643673 R1	0.79	18.0	Std. Wall XLPE Primary Cable	GREY	4470.0	-	40	1701F
B	-	-	PK39-GF	2643674 R1	0.79	18.0	Std. Wall XLPE Primary Cable	WHITE	1810.0	-	-	-

Connector Name 9003
 Part Number 1671610C1
 Instances L9 - Drain Valve Heater:Diagram1-Combination3



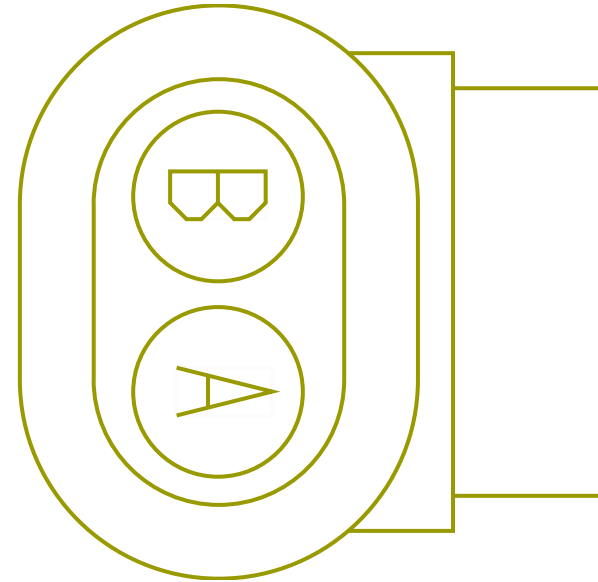
Name	Terminal Part Number	V-Min	Name	Wire Part Number	Wire CSA	Wire Spec	Wire Material description	Wire Color Description	Wire Length	End2 Terminal Part Number	End2 Pin Name	End2 Connector
A	-	-	PH39A	2643673 R1	0.79	18.0	Std. Wall XLPE Primary Cable	GREY	3760.0	-	40	1701F
B	-	-	PH39-GF	2643674 R1	0.79	18.0	Std. Wall XLPE Primary Cable	WHITE	1200.0	-	-	-

Connector Name 9100A
 Part Number 1661778C1
 Instances L9 - 26" Fuel Tank - Secondary:Diagram1-Combination2



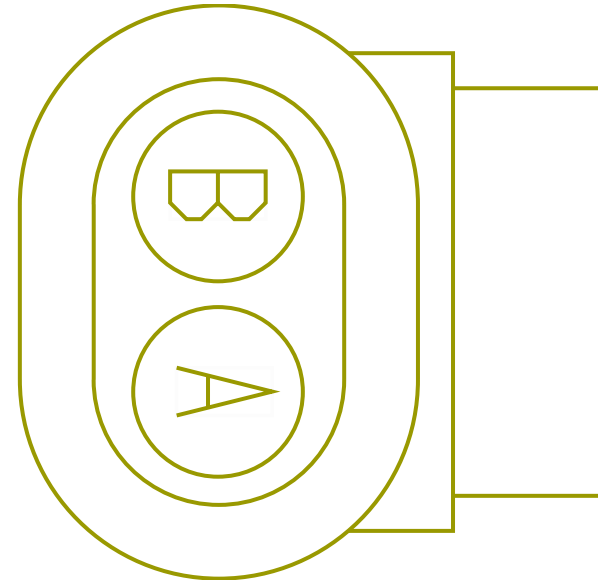
Name	Terminal Part Number	V-Min	Name	Wire Part Number	Wire CSA	Wire Spec	Wire Material description	Wire Color Description	Wire Length	End2 Terminal Part Number	End2 Pin Name	End2 Connector
A	-	-	DC36B	2643676 R1	0.79	18.0	Std. Wall XLPE Primary Cable	TAN	4535.0	-	29	1701F
B	-	-	DC9A	2643673 R1	0.79	18.0	Std. Wall XLPE Primary Cable	GREY	2455.0	-	-	-

Connector Name 9100
 Part Number 1661778C1
 Instances L9 - 26" Fuel Tank - Secondary:Diagram1-Combination1
 Mates SNSR-FUEL_LEVEL-3017-05-01



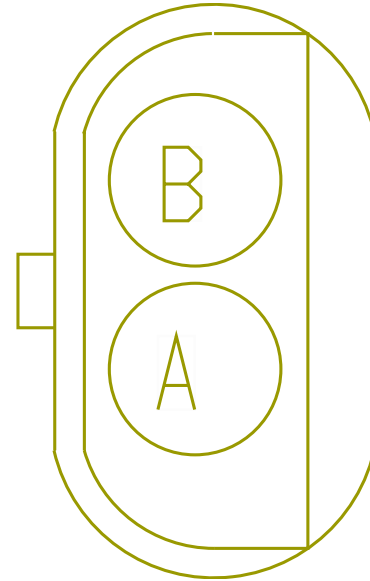
Name	Terminal Part Number	V-Min	Name	Wire Part Number	Wire CSA	Wire Spec	Wire Material description	Wire Color Description	Wire Length	End2 Terminal Part Number	End2 Pin Name	End2 Connector
A	-	-	RE36B	2643676 R1	0.79	18.0	Std. Wall XLPE Primary Cable	TAN	3030.0	-	29	1701F
B	-	-	RE9A	2643673 R1	0.79	18.0	Std. Wall XLPE Primary Cable	GREY	950.0	-	-	-

Connector Name 9101
 Part Number 1661778C1
 Instances L9 - 26" Fuel Tank:Diagram1-Combination1
 Mates SNSR-FUEL_LEVEL-3017-05-01



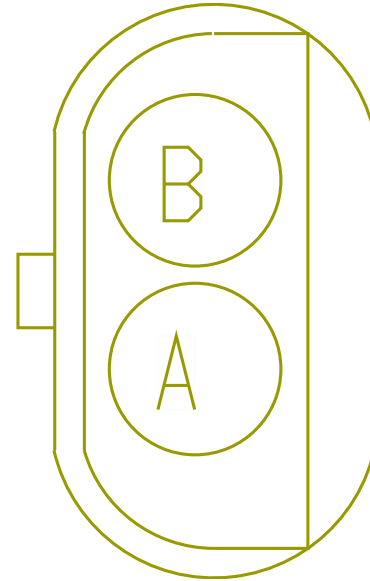
Name	Terminal Part Number	V-Min	Name	Wire Part Number	Wire CSA	Wire Spec	Wire Material description	Wire Color Description	Wire Length	End2 Terminal Part Number	End2 Pin Name	End2 Connector
A	-	-	SP36A	2643676 R1	0.79	18.0	Std. Wall XLPE Primary Cable	TAN	4305.0	-	27	1701F
B	-	-	SP9B	2643673 R1	0.79	18.0	Std. Wall XLPE Primary Cable	GREY	2325.0	-	-	-

Connector Name 9108B
 Part Number 587567C91
 Instances L9 - Fuel Heater (Vehicle Powered)(Davco):Diagram1-Combination1
 Mates DEV-FUEL FILTER ASSY-3036-01-08:A



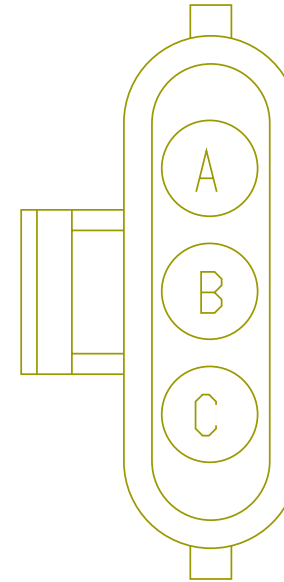
Name	Terminal Part Number	V-Min	Name	Wire Part Number	Wire CSA	Wire Spec	Wire Material description	Wire Color Description	Wire Length	End2 Terminal Part Number	End2 Pin Name	End2 Connector
A	-	-	PN19	2643680 R1	1.16	16.0	Std. Wall XLPE Primary Cable	GREY	4805.0	-	67	1701F
B	-	-	PN19-G	2643681 R1	1.16	16.0	Std. Wall XLPE Primary Cable	WHITE	1645.0	-	-	-

Connector Name 9108C
 Part Number 587567C91
 Instances L9 - Fuel Heater (Vehicle Powered)(Davco):Diagram1-Combination2



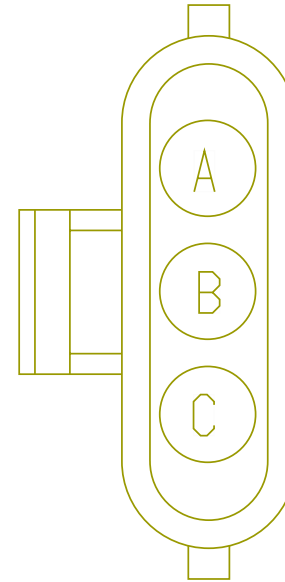
Name	Terminal Part Number	V-Min	Name	Wire Part Number	Wire CSA	Wire Spec	Wire Material description	Wire Color Description	Wire Length	End2 Terminal Part Number	End2 Pin Name	End2 Connector
A	-	-	PX19	2643680 R1	1.16	16.0	Std. Wall XLPE Primary Cable	GREY	5735.0	-	67	1701F
B	-	-	PX19-G	3510360 R1	1.16	16.0	Thin Wall XLPE Primary Cable	WHITE	4375.0	-	-	-

Connector Name 9260
 Part Number 1667733C1
 Short Description ECM NEGATIVE CONN
 Instances B6.7 - Power Train Splice Pack 6704:Diagram1
 B6.7 - Transmission (Allison 3K/4K):Diagram1-Combination1
 B6.7 - Transmission (Allison 3K/4K):Diagram1-Combination2
 B6.7 - Transmission (Procision):Diagram1
 L9 - Powertrain Ground Splice Packs 6704 & 6704B:Diagram1
 Mates 500



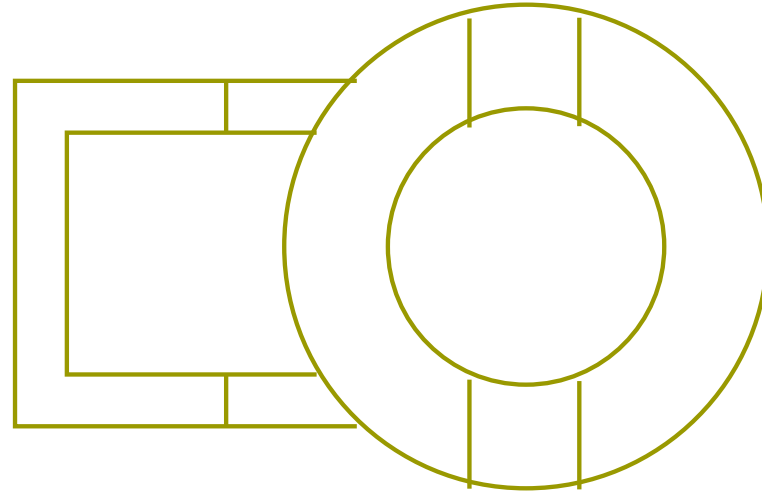
Name	Terminal Part Number	V-Min	Name	Wire Part Number	Wire CSA	Wire Spec	Wire Material description	Wire Color Description	Wire Length	End2 Terminal Part Number	End2 Pin Name	End2 Connector
A	-	-	N14-G	2643788 R1	4.81	10.0	Std. Wall XLPE Primary Cable	WHITE	230.0	-	-	-
B	-	-	N14-GA	2643788 R1	4.81	10.0	Std. Wall XLPE Primary Cable	WHITE	230.0	-	-	-
C	-	-	N97-GB	2643788 R1	4.81	10.0	Std. Wall XLPE Primary Cable	WHITE	230.0	-	-	-

Connector Name 9260
 Part Number 1667733C1
 Instances B6.7 - Transmission (Allison 1K/2K):Diagram1
 Mates 500



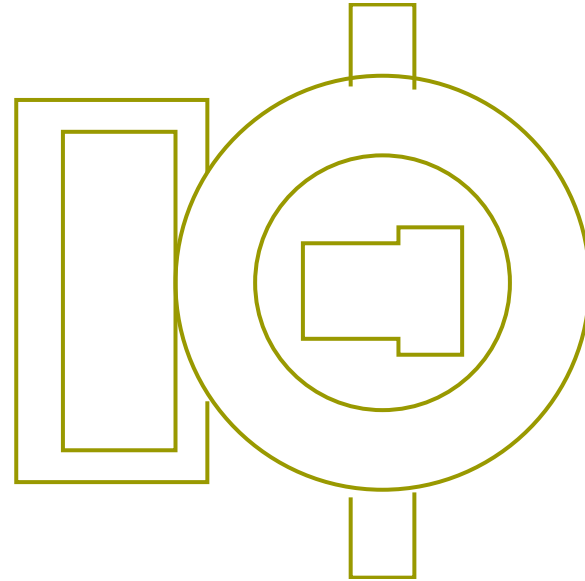
Name	Terminal Part Number	V-Min	Name	Wire Part Number	Wire CSA	Wire Spec	Wire Material description	Wire Color Description	Wire Length	End2 Terminal Part Number	End2 Pin Name	End2 Connector
B	-	-	N14-GA	2643788 R1	4.81	10.0	Std. Wall XLPE Primary Cable	WHITE	230.0	-	-	-

Connector Name 9262F
 Part Number 1669834C1
 Short Description AMMETER CONNECTOR
 Instances B6.7 - Current Monitoring (Ammeter):Diagram1-Combination1
 B6.7 - Current Monitoring (Ammeter):Diagram1-Combination2
 Mates 6332M



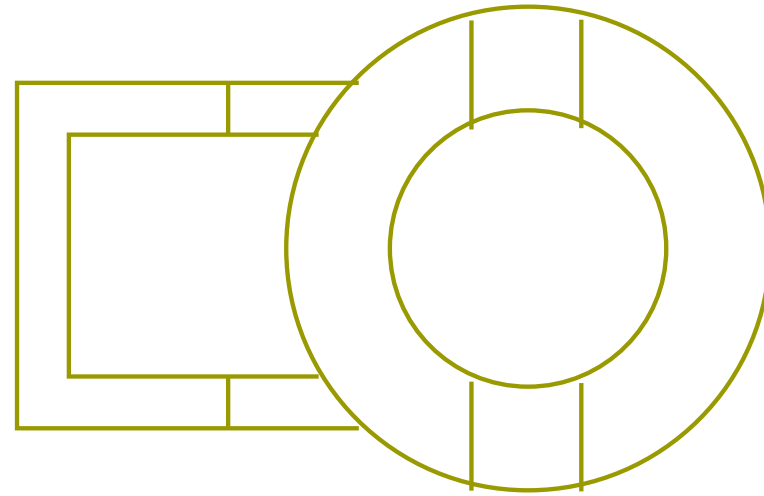
Name	Terminal Part Number	V-Min	Name	Wire Part Number	Wire CSA	Wire Spec	Wire Material description	Wire Color Description	Wire Length	End2 Terminal Part Number	End2 Pin Name	End2 Connector
A	-	-	N26B	3510333 R1	4.81	10.0	Thin Wall XLPE Primary Cable	TAN	255.0	-	A	S96_9256

Connector Name 9262M
 Part Number 1664531C1
 Short Description BATTERY AMMETER SENSE
 Instances B6.7 - Current Monitoring (Ammeter):Diagram1-Combination1
 B6.7 - Current Monitoring (Ammeter):Diagram1-Combination2
 Mates 6332



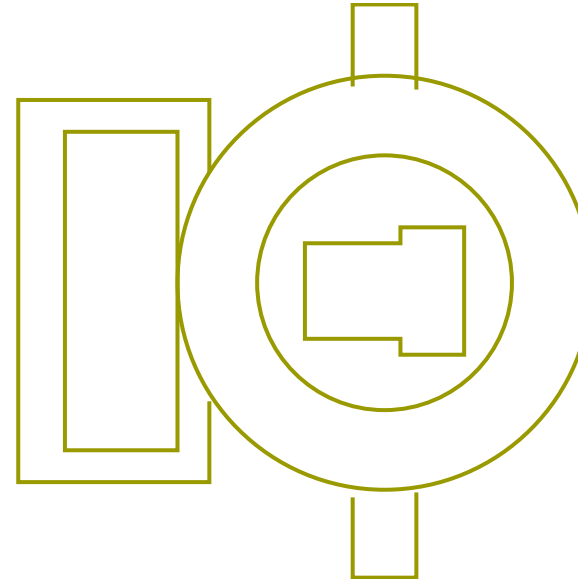
Name	Terminal Part Number	V-Min	Name	Wire Part Number	Wire CSA	Wire Spec	Wire Material description	Wire Color Description	Wire Length	End2 Terminal Part Number	End2 Pin Name	End2 Connector
A	-	-	N26B	3510333 R1	4.81	10.0	Thin Wall XLPE Primary Cable	TAN	255.0	-	-	-

Connector Name 9264F
 Part Number 1669834C1
 Short Description 2-WAY RADIO POSITIVE CONN
 Instances B6.7/L9 2-Way Radio:Diagram1-Combination1
 B6.7/L9 2-Way Radio:Diagram1-Combination2
 Mates 9264M



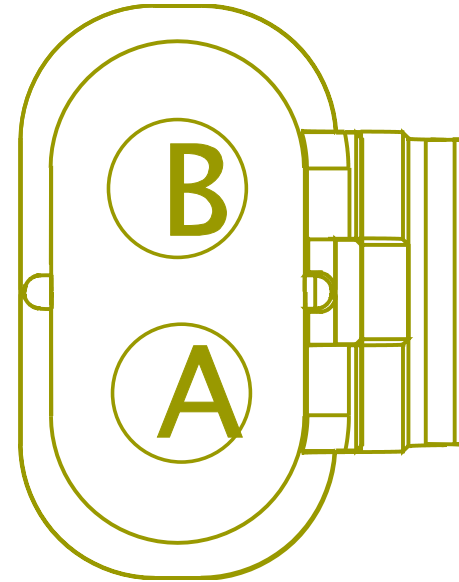
Name	Terminal Part Number	V-Min	Name	Wire Part Number	Wire CSA	Wire Spec	Wire Material description	Wire Color Description	Wire Length	End2 Terminal Part Number	End2 Pin Name	End2 Connector
A	-	-	N14HC	3510369 R1	4.81	10.0	Thin Wall XLPE Primary Cable	RED	225.0	-	2	9265

Connector Name 9264M
 Part Number 1664531C1
 Short Description 2-WAY RADIO BATTERY POWER
 Instances B6.7/L9 2-Way Radio:Diagram1-Combination1
 B6.7/L9 2-Way Radio:Diagram1-Combination2
 Mates 9264F




Name	Terminal Part Number	V-Min	Name	Wire Part Number	Wire CSA	Wire Spec	Wire Material description	Wire Color Description	Wire Length	End2 Terminal Part Number	End2 Pin Name	End2 Connector
A	-	-	RA14A	3510368 R1	3.01	12.0	Thin Wall XLPE Primary Cable	RED	2130.0	-	4	4060

Connector Name 9265
 Part Number 3512967C1
 Instances B6.7/L9 2-Way Radio:Diagram1-Combination1
 B6.7/L9 2-Way Radio:Diagram1-Combination2
 Mates CP-2WAY_RADIO_FUSE




Name	Terminal Part Number	V-Min	Name	Wire Part Number	Wire CSA	Wire Spec	Wire Material description	Wire Color Description	Wire Length	End2 Terminal Part Number	End2 Pin Name	End2 Connector
1	-	-	N14HB	2643698 R1	4.81	10.0	Std. Wall XLPE Primary Cable	RED	210.0	-	-	-
2	-	-	N14HC	3510369 R1	4.81	10.0	Thin Wall XLPE Primary Cable	RED	225.0	-	A	9264F

Connector Name 9280
 Part Number 3525613C1
 Instances L9 - Brakes (Hydraulic):Diagram1
 Mates CP_HYD2_MAXI_FUSE



Name	Terminal Part Number	V-Min	Name	Wire Part Number	Wire CSA	Wire Spec	Wire Material description	Wire Color Description	Wire Length	End2 Terminal Part Number	End2 Pin Name	End2 Connector
1	-	-	N14KB	3510369 R1	4.81	10.0	Thin Wall XLPE Primary Cable	RED	274.0	-	-	-
2	-	-	N14KA	3510369 R1	4.81	10.0	Thin Wall XLPE Primary Cable	RED	260.0	-	A	9540

Connector Name 9300
 Part Number 3626436C1
 Instances B6.7 - RIGHTSIDE AIR DRYER:Diagram1-Combination1
 B6.7 - RIGHTSIDE AIR DRYER:Diagram1-Combination2
 B6.7 - RIGHTSIDE AIR DRYER:Diagram1-Combination3
 B6.7 - RIGHTSIDE AIR DRYER:Diagram1-Combination4
 B6.7 - RIGHTSIDE AIR DRYER:Diagram1-Combination5
 L9 - RIGHTSIDE AIR DRYER:Diagram1-Combination1
 L9 - RIGHTSIDE AIR DRYER:Diagram1-Combination2
 L9 - RIGHTSIDE AIR DRYER:Diagram1-Combination3
 L9 - RIGHTSIDE AIR DRYER:Diagram1-Combination4
 Mates 9300

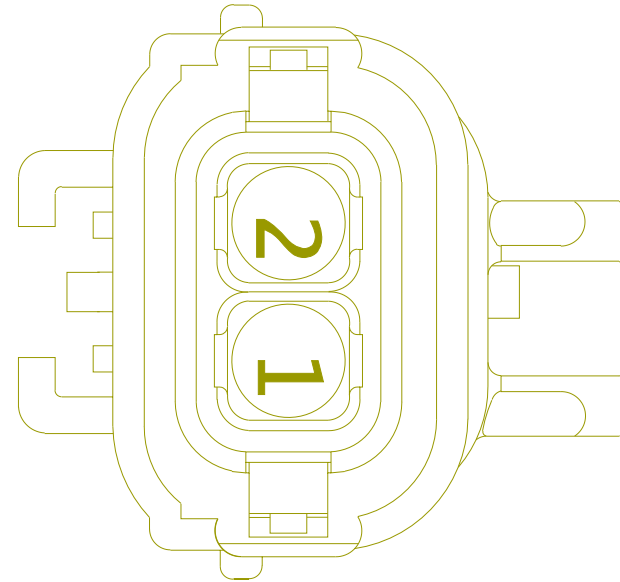


Name	Terminal Part Number	V-Min	Name	Wire Part Number	Wire CSA	Wire Spec	Wire Material description	Wire Color Description	Wire Length	End2 Terminal Part Number	End2 Pin Name	End2 Connector
1	-	-	PD39B	2643680 R1	1.16	16.0	Std. Wall XLPE Primary Cable	GREY	3880.0	-	A	9900E
1	-	-	PJ39B	2643680 R1	1.16	16.0	Std. Wall XLPE Primary Cable	GREY	3950.0	-	A	9900H
1	-	-	PK39B	2643680 R1	1.16	16.0	Std. Wall XLPE Primary Cable	GREY	4000.0	-	A	9900J
1	-	-	PH39B	2643680 R1	1.16	16.0	Std. Wall XLPE Primary Cable	GREY	3900.0	-	A	9900G

Name	Terminal Part Number	V-Min	Name	Wire Part Number	Wire CSA	Wire Spec	Wire Material description	Wire Color Description	Wire Length	End2 Terminal Part Number	End2 Pin Name	End2 Connector
1	-	-	PD39B	2643680 R1	1.16	16.0	Std. Wall XLPE Primary Cable	GREY	3880.0	-	A	M02_9900E
1	-	-	PR39B	2643680 R1	1.16	16.0	Std. Wall XLPE Primary Cable	GREY	3525.0	-	A	M02_9900F
1	-	-	PU39B	2643680 R1	1.16	16.0	Std. Wall XLPE Primary Cable	GREY	3900.0	-	A	M02_9900J
1	-	-	PV39B	2643680 R1	1.16	16.0	Std. Wall XLPE Primary Cable	GREY	3850.0	-	A	9900H
1	-	-	PW39B	2643680 R1	1.16	16.0	Std. Wall XLPE Primary Cable	GREY	3800.0	-	A	M02_9900G
2	-	-	PD39-GB	2643681 R1	1.16	16.0	Std. Wall XLPE Primary Cable	WHITE	3880.0	-	B	9900E
2	-	-	PK39-GB	2643681 R1	1.16	16.0	Std. Wall XLPE Primary Cable	WHITE	4000.0	-	B	9900J
2	-	-	PH39-GB	2643681 R1	1.16	16.0	Std. Wall XLPE Primary Cable	WHITE	3900.0	-	B	9900G

Name	Terminal Part Number	V-Min	Name	Wire Part Number	Wire CSA	Wire Spec	Wire Material description	Wire Color Description	Wire Length	End2 Terminal Part Number	End2 Pin Name	End2 Connect or
2	-	-	PJ39-GB	2643681 R1	1.16	16.0	Std. Wall XLPE Primary Cable	WHITE	3950.0	-	B	9900H
2	-	-	PD39-GB	2643681 R1	1.16	16.0	Std. Wall XLPE Primary Cable	WHITE	3880.0	-	B	M02_990 0E
2	-	-	PR39-GB	2643681 R1	1.16	16.0	Std. Wall XLPE Primary Cable	WHITE	3525.0	-	B	M02_990 0F
2	-	-	PU39-GB	2643681 R1	1.16	16.0	Std. Wall XLPE Primary Cable	WHITE	3900.0	-	B	M02_990 0J
2	-	-	PV39-GB	2643681 R1	1.16	16.0	Std. Wall XLPE Primary Cable	WHITE	3850.0	-	B	9900H
2	-	-	PW39-GB	2643681 R1	1.16	16.0	Std. Wall XLPE Primary Cable	WHITE	3800.0	-	B	M02_990 0G

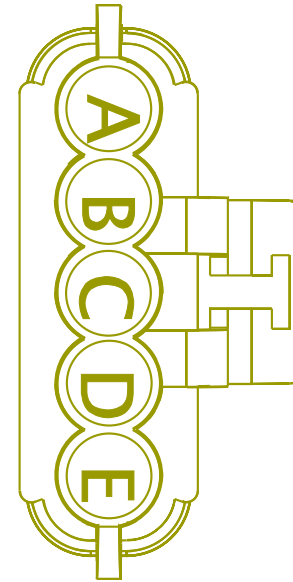
Connector Name 9300
 Part Number 3756499C1
 Instances B6.7 - RIGHTSIDE AIR DRYER:Diagram1-Combination1
 B6.7 - RIGHTSIDE AIR DRYER:Diagram1-Combination2
 B6.7 - RIGHTSIDE AIR DRYER:Diagram1-Combination3
 B6.7 - RIGHTSIDE AIR DRYER:Diagram1-Combination4
 B6.7 - RIGHTSIDE AIR DRYER:Diagram1-Combination5
 L9 - RIGHTSIDE AIR DRYER:Diagram1-Combination1
 L9 - RIGHTSIDE AIR DRYER:Diagram1-Combination2
 L9 - RIGHTSIDE AIR DRYER:Diagram1-Combination3
 L9 - RIGHTSIDE AIR DRYER:Diagram1-Combination4
 Mates 9300



Name	Terminal Part Number	V-Min	Name	Wire Part Number	Wire CSA	Wire Spec	Wire Material description	Wire Color Description	Wire Length	End2 Terminal Part Number	End2 Pin Name	End2 Connector
1	-	-	UB39B	3510312 R1	1.16	16.0	Thin Wall XLPE Primary Cable	GREY	200.0	-	31	1701F
2	-	-	UB39-GB	2643681 R1	1.16	16.0	Std. Wall XLPE Primary Cable	WHITE	2710.0	-	-	-

Connector Name 9303A
 Part Number 1661375C2
 Instances

- B6.7 - Backup Light (Dual Daisy Reverse LT) Allison/ZF Trans 1K/2K:Diagram1-Combination1
- B6.7 - Backup Light (Dual Daisy Reverse LT) Allison/ZF Trans 1K/2K:Diagram1-Combination2
- B6.7 - Backup Light (Dual Daisy Reverse LT) Allison/ZF Trans 3K/4K:Diagram1-Combination1
- B6.7 - Backup Light (Dual Daisy Reverse LT) Allison/ZF Trans 3K/4K:Diagram1-Combination2
- B6.7 - Backup Lights (Dual Daisy Reverse) Eaton/Manual Trans:Diagram1
- B6.7 - Backup Lights (Reverse Lights) - Procision Daisy Chain:Diagram1
- B6.7 - Directional Signal (Turn) W/ DAISY CHAIN BOX LAMPS:Diagram1
- B6.7 - Directional Signal (Turn) W/ Daisy Chain Box Lamps W/ Plow Lights:Diagram1
- B6.7 - Rear Light (Tail Light) W Daisy Chain pair of Box Lamps:Diagram1
- B6.7 - Rear Lights Stop (Daisy Chain):Diagram1
- L9 - Back-Up Alarm (Automatic) W/ Tailboard:Diagram1
- L9 - Back-Up Alarm (Automatic) W/O Tailboard:Diagram1
- L9 - Back-Up Alarm (Manual) W/ Tailboard:Diagram1-Combination1
- L9 - Back-Up Alarm (Manual) W/ Tailboard:Diagram1-Combination2
- L9 - Back-Up Alarm (Manual) W/O Tailboard:Diagram1-Combination1
- L9 - Back-Up Alarm (Manual) W/O Tailboard:Diagram1-Combination2
- L9 - Backup Light (Dual Daisy Reverse) Allison/ZF Trans 3K/4K:Diagram1-Combination1
- L9 - Backup Light (Dual Daisy Reverse) Allison/ZF Trans 3K/4K:Diagram1-Combination2
- L9 - Backup Lights (Dual Daisy Reverse) Eaton/Manual Trans:Diagram1-Combination1
- L9 - Backup Lights (Dual Daisy Reverse) Eaton/Manual Trans:Diagram1-Combination2
- L9 - Directional Signal (Turn) W/ DAISY CHAIN BOX LAMPS:Diagram1
- L9 - Directional Signal (Turn) W/ Daisy Chain Box Lamps W/ Plow Lights:Diagram1



L9 - Directional Signal (Turn) W/ Single Tail Board W/Plow
 Lights:Diagram1
 L9 - License Plate Light (LED BOX LAMP Daisy Chain Tail
 Light):Diagram1
 L9 - License Plate Light (Tail Light Single Assy):Diagram1
 L9 - License Plate Light (Tail Light Single Assy)
 Option2:Diagram1
 L9 - License Plate Light (Tail Light Single Assy)
 Option3:Diagram1
 L9 - License Plate Light (Tail Light Single Assy) W/Less Power
 Module:Diagram1
 L9 - Rear Light (Tail Light):Diagram1
 L9 - Rear Light (Tail Light) W/Daisy Chain pair of Box
 Lamps:Diagram1
 L9 - Rear Lights Stop (Daisy Chain):Diagram1

Mates

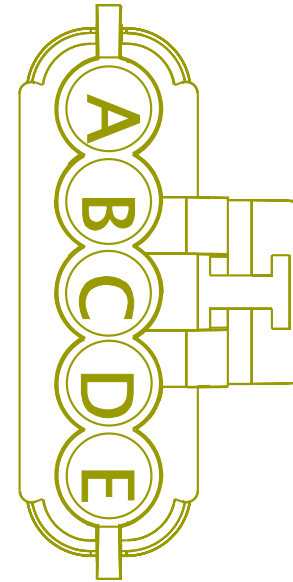
ALRM-REVERSE-3009-02-01A

Name	Terminal Part Number	V-Min	Name	Wire Part Number	Wire CSA	Wire Spec	Wire Material description	Wire Color Description	Wire Length	End2 Terminal Part Number	End2 Pin Name	End2 Connector
A	-	-	RB71	2643690 R1	1.91	14.0	Std. Wall XLPE Primary Cable	ORANGE	2875.0	-	1	9800
A	-	-	RB56	2643690 R1	1.91	14.0	Std. Wall XLPE Primary Cable	ORANGE	2875.0	-	2	9800
A	-	-	R71	2643690 R1	1.91	14.0	Std. Wall XLPE Primary Cable	ORANGE	2875.0	-	1	9800
B	-	-	RB56	2643690 R1	1.91	14.0	Std. Wall XLPE Primary Cable	ORANGE	2875.0	-	2	9800
C	-	-	RB57	2643690 R1	1.91	14.0	Std. Wall XLPE Primary Cable	ORANGE	2875.0	-	3	9800

Name	Terminal Part Number	V-Min	Name	Wire Part Number	Wire CSA	Wire Spec	Wire Material description	Wire Color Description	Wire Length	End2 Terminal Part Number	End2 Pin Name	End2 Connector
D	-	-	RB68	2643688 R1	1.91	14.0	Std. Wall XLPE Primary Cable	BROWN	2875.0	-	4	9800
E	-	-	RB10-G	3510362 R1	3.01	12.0	Thin Wall XLPE Primary Cable	WHITE	2875.0	-	12	9800

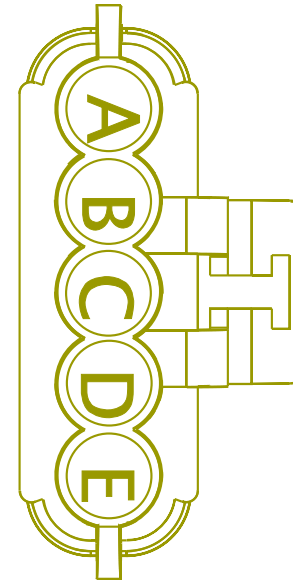
Connector Name 9303A
Part Number 1661375C2
Short Description STOP TAIL AND TURN
Instances B6.7 - Backup Light (Dual Reverse Light) Allison/ZF Trans
1K/2K:Diagram1-Combination1
B6.7 - Backup Light (Dual Reverse Light) Allison/ZF Trans
1K/2K:Diagram1-Combination2
B6.7 - Backup Light (Dual Reverse Light) Allison/ZF Trans
3K/4K:Diagram1-Combination1
B6.7 - Backup Light (Dual Reverse Light) Allison/ZF Trans
3K/4K:Diagram1-Combination2
B6.7 - Backup Lights (Dual Reverse Light) Eaton/Manual
Trans:Diagram1
B6.7 - Backup Lights (Reverse Lights) - Dual Lights with
Precision:Diagram1
B6.7 - Directional Signal (Turn) W/ LED BOX LAMPS:Diagram1
B6.7 - Directional Signal (Turn) W/ LED BOX LAMPS W/Plow
Lights:Diagram1
B6.7 - Rear Light (LED BOX LAMP Tail Light):Diagram1
B6.7 - Rear Light (Tail Light):Diagram1
B6.7 - Rear Lights Stop - Dual Assembly:Diagram1
L9 - Backup Light (Dual Reverse Light) Allison/ZF Trans
3K/4K:Diagram1-Combination1
L9 - Backup Light (Dual Reverse Light) Allison/ZF Trans
3K/4K:Diagram1-Combination2
L9 - Backup Lights (Dual Reverse Light) Eaton/Manual
Trans:Diagram1-Combination1
L9 - Backup Lights (Dual Reverse Light) Eaton/Manual
Trans:Diagram1-Combination2
L9 - Directional Signal (Turn) W/ LED BOX LAMPS:Diagram1
L9 - Directional Signal (Turn) W/ LED BOX LAMPS W/Plow
Lights:Diagram1
L9 - License Plate Light (LED BOX LAMP Tail Light):Diagram1
L9 - Rear Light (LED BOX LAMP Tail Light):Diagram1
L9 - Rear Lights Stop - Dual Assembly:Diagram1

Mates 71



Name	Terminal Part Number	V-Min	Name	Wire Part Number	Wire CSA	Wire Spec	Wire Material description	Wire Color Description	Wire Length	End2 Terminal Part Number	End2 Pin Name	End2 Connector
A	-	-	R71	2643690 R1	1.91	14.0	Std. Wall XLPE Primary Cable	ORANGE	2875.0	-	1	9800
A	-	-	RB71	2643690 R1	1.91	14.0	Std. Wall XLPE Primary Cable	ORANGE	2875.0	-	1	9800
B	-	-	RB56	2643690 R1	1.91	14.0	Std. Wall XLPE Primary Cable	ORANGE	2875.0	-	2	9800
C	-	-	RB57	2643690 R1	1.91	14.0	Std. Wall XLPE Primary Cable	ORANGE	2875.0	-	3	9800
D	-	-	RB68	2643688 R1	1.91	14.0	Std. Wall XLPE Primary Cable	BROWN	2875.0	-	4	9800
E	-	-	RB10-G	3510362 R1	3.01	12.0	Thin Wall XLPE Primary Cable	WHITE	2875.0	-	12	9800

Connector Name 9303
Part Number 1661375C2
Instances B6.7 - Back-Up Alarm (Automatic) W/ Tailboard:Diagram1
B6.7 - Back-Up Alarm (Automatic) W/O Tailboard:Diagram1
B6.7 - Back-Up Alarm (Manual) W/ Tailboard:Diagram1
B6.7 - Back-Up Alarm (Manual) W/O Tailboard:Diagram1
B6.7 - Backup Light (Single Reverse Light) Allison
1K/2K:Diagram1-Combination1
B6.7 - Backup Light (Single Reverse Light) Allison
1K/2K:Diagram1-Combination2
B6.7 - Backup Light (Single Reverse Light) Allison
3K/4K:Diagram1-Combination1
B6.7 - Backup Light (Single Reverse Light) Allison
3K/4K:Diagram1-Combination2
B6.7 - Backup Light Single Reverse Light Allison
1K/2K:Diagram1-Combination1
B6.7 - Backup Light Single Reverse Light Allison
1K/2K:Diagram1-Combination2
B6.7 - Backup Light Single Reverse Light Allison
3K/4K:Diagram1-Combination1
B6.7 - Backup Light Single Reverse Light Allison
3K/4K:Diagram1-Combination2
B6.7 - Backup Light(Single Reverse Light) Allison
1K/2K:Diagram1-Combination1
B6.7 - Backup Light(Single Reverse Light) Allison
1K/2K:Diagram1-Combination2
B6.7 - Backup Light(Single Reverse Light) Allison
3K/4K:Diagram1-Combination1
B6.7 - Backup Light(Single Reverse Light) Allison
3K/4K:Diagram1-Combination2
B6.7 - Backup Lights (Reverse Lights) - Procision with Tailboard
Lights:Diagram1
B6.7 - Backup Lights (Single Reverse Lights) Eaton/Manual
Trans:Diagram1
B6.7 - Directional Signal (Turn) W/ Single Tail Board W/Hazard
SW:Diagram1
B6.7 - Directional Signal (Turn) W/ Single Tail Board W/Plow
Lights:Diagram1
B6.7 - License Plate Light (Tail Light Single Assy.) W/Less
Power Module:Diagram1
B6.7 - Rear Light Tail Light:Diagram1
B6.7 - Rear Lights Stop - Single Assembly:Diagram1



L9 - Backup Light (Single Reverse Light) - Allison
 3K/4K:Diagram1-Combination1
 L9 - Backup Light (Single Reverse Light) - Allison
 3K/4K:Diagram1-Combination2
 L9 - Backup Light (Single Reverse Light) Allison
 3K/4K:Diagram1-Combination1
 L9 - Backup Light (Single Reverse Light) Allison
 3K/4K:Diagram1-Combination2
 L9 - Backup Light - (Single Reverse Light) Allison
 3K/4K:Diagram1-Combination1
 L9 - Backup Light - (Single Reverse Light) Allison
 3K/4K:Diagram1-Combination2
 L9 - Backup Lights (Single Reverse Lights) Eaton/Manual
 Trans:Diagram1-Combination1
 L9 - Backup Lights (Single Reverse Lights) Eaton/Manual
 Trans:Diagram1-Combination2
 L9 - Directional Signal (Turn) W/ Single Tail Board W/Hazard
 SW:Diagram1
 L9 - Rear Lights Stop - Single Assembly:Diagram1

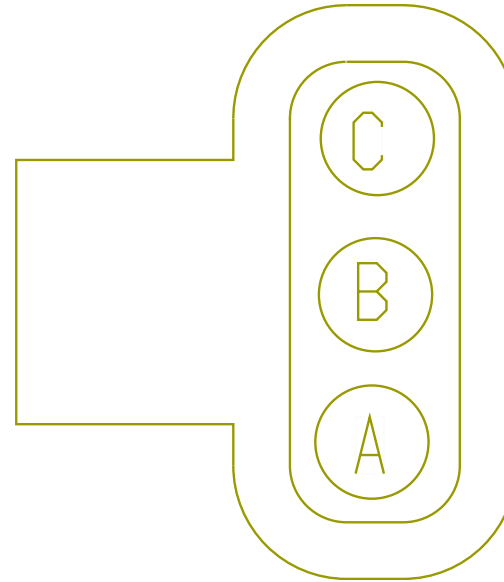
Mates

LT-TAIL-ASSY-1002-01-05A

Name	Terminal Part Number	V-Min	Name	Wire Part Number	Wire CSA	Wire Spec	Wire Material description	Wire Color Description	Wire Length	End2 Terminal Part Number	End2 Pin Name	End2 Connector
A	-	-	RB71	2643690 R1	1.91	14.0	Std. Wall XLPE Primary Cable	ORANGE	2875.0	-	1	9800
A	-	-	R71	2643690 R1	1.91	14.0	Std. Wall XLPE Primary Cable	ORANGE	2875.0	-	1	9800
B	-	-	RB56	2643690 R1	1.91	14.0	Std. Wall XLPE Primary Cable	ORANGE	2875.0	-	2	9800
C	-	-	RB57	2643690 R1	1.91	14.0	Std. Wall XLPE Primary Cable	ORANGE	2875.0	-	3	9800

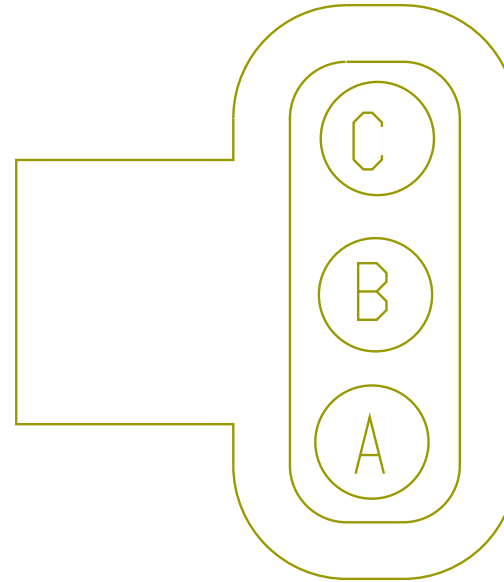
Name	Terminal Part Number	V-Min	Name	Wire Part Number	Wire CSA	Wire Spec	Wire Material description	Wire Color Description	Wire Length	End2 Terminal Part Number	End2 Pin Name	End2 Connector
D	-	-	RB68	2643688 R1	1.91	14.0	Std. Wall XLPE Primary Cable	BROWN	2875.0	-	4	9800
E	-	-	RB10-G	3510362 R1	3.01	12.0	Thin Wall XLPE Primary Cable	WHITE	2875.0	-	12	9800

Connector Name 9502
 Part Number 1686834C1
 Instances B6.7 - Antilock Brake System (ABS)-BENDIX 4 Channel
 Implementation:Diagram1
 L9 - Antilock Brake System (ABS) - BENDIX 4 Channel
 Implementation:Diagram1
 Mates MDL-ABS-3003-01-03A



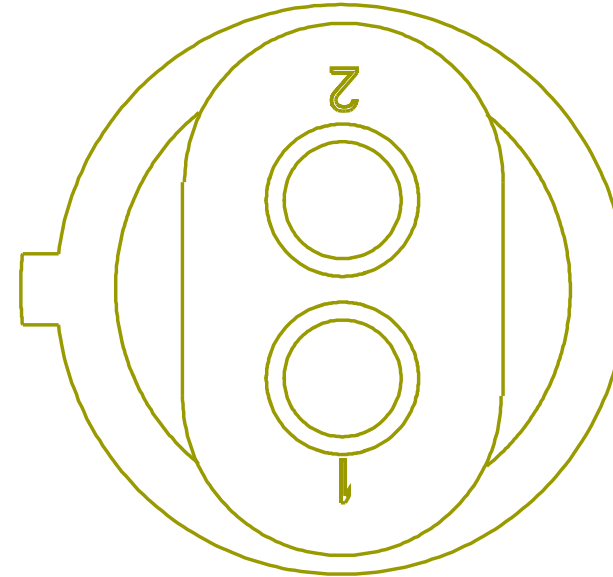
Name	Terminal Part Number	V-Min	Name	Wire Part Number	Wire CSA	Wire Spec	Wire Material description	Wire Color Description	Wire Length	End2 Terminal Part Number	End2 Pin Name	End2 Connector
A	-	-	RC94E	3510294 R1	1.16	16.0	Thin Wall XLPE Primary Cable	BLACK	965.0	-	17	9800
B	-	-	RC94F	3510366 R1	1.16	16.0	Thin Wall XLPE Primary Cable	RED	965.0	-	18	9800
C	-	-	RC94H	3510306 R1	1.16	16.0	Thin Wall XLPE Primary Cable	BROWN	965.0	-	19	9800

Connector Name 9504
 Part Number 1686834C1
 Instances B6.7 - Antilock Brake System (ABS)-BENDIX 4 Channel
 Implementation:Diagram1
 L9 - Antilock Brake System (ABS) - BENDIX 4 Channel
 Implementation:Diagram1
 Mates MDL-ABS-3003-01-03B



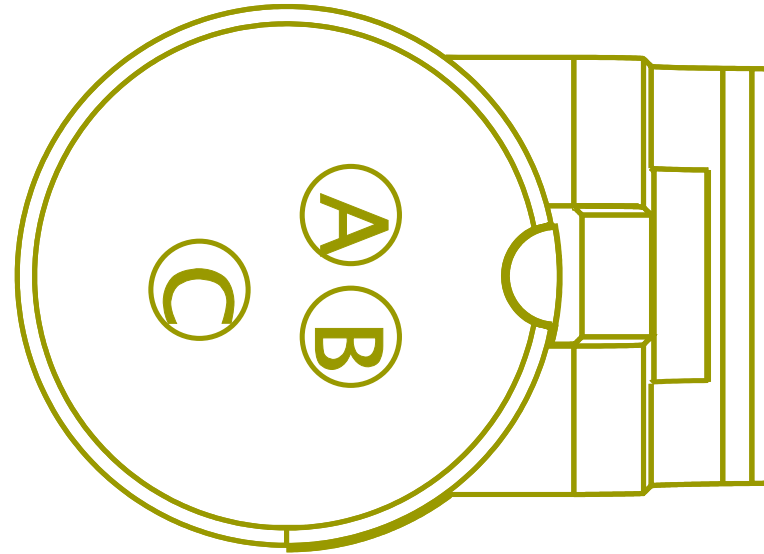
Name	Terminal Part Number	V-Min	Name	Wire Part Number	Wire CSA	Wire Spec	Wire Material description	Wire Color Description	Wire Length	End2 Terminal Part Number	End2 Pin Name	End2 Connector
A	-	-	RC94J	3510348 R1	1.16	16.0	Thin Wall XLPE Primary Cable	VIOLET	1400.0	-	20	9800
B	-	-	RC94K	3510300 R1	1.16	16.0	Thin Wall XLPE Primary Cable	LIGHT GREEN	1400.0	-	21	9800
C	-	-	RC94L	3510342 R1	1.16	16.0	Thin Wall XLPE Primary Cable	LIGHT BLUE	1400.0	-	22	9800

Connector Name 9505
 Part Number 6111844C1
 Instances L9 - Antilock Brake System (ABS) - Wabco 4 Channel
 Implementation:Diagram1-Combination1



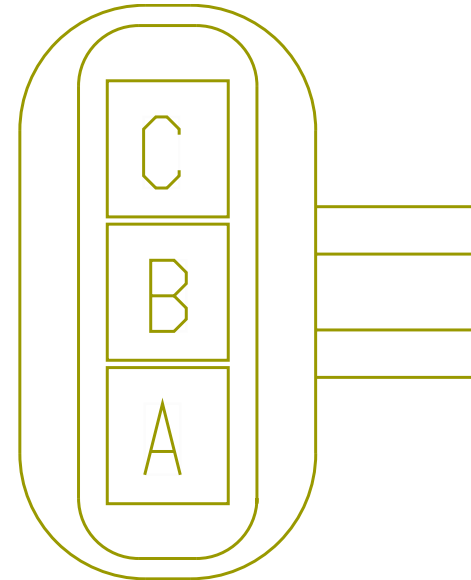
Name	Terminal Part Number	V-Min	Name	Wire Part Number	Wire CSA	Wire Spec	Wire Material description	Wire Color Description	Wire Length	End2 Terminal Part Number	End2 Pin Name	End2 Connector
1	-	-	[RE94P]	V-18-GXL	0.79	18.0	Std. Wall XLPE Primary Cable	Not Applicable	2075.0	-	15	9800
2	-	-	[RE94R]	V-18-GXL	0.79	18.0	Std. Wall XLPE Primary Cable	Not Applicable	2075.0	-	16	9800

Connector Name 9510B
 Part Number 1678137C1
 Instances L9 - Bendix; Tractor or Towing Truck; W/ Air SUSP; J1939
 Driven Lamp:Diagram1
 Mates SNSR-SUSPENSION_PT-3026-01 -03A



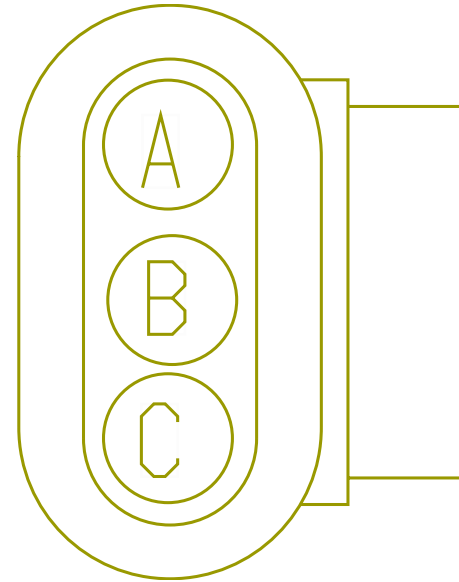
Name	Terminal Part Number	V-Min	Name	Wire Part Number	Wire CSA	Wire Spec	Wire Material description	Wire Color Description	Wire Length	End2 Terminal Part Number	End2 Pin Name	End2 Connector
A	-	-	TD94SZC	3510312 R1	1.16	16.0	Thin Wall XLPE Primary Cable	GREY	1935.0	-	A	9510M
B	-	-	TD94SH	3510312 R1	1.16	16.0	Thin Wall XLPE Primary Cable	GREY	1935.0	-	C	9510M
C	-	-	TD94SVC	3510312 R1	1.16	16.0	Thin Wall XLPE Primary Cable	GREY	1935.0	-	B	9510M

Connector Name 9510H
 Part Number 1667740C1
 Short Description MD ABS ADV 3RD TRANSDUCER
 Instances L9 - Bendix; Tractor or Towing Truck; W/ Air SUSP; J1939
 Driven Lamp:Diagram1
 Mates 9510M




Name	Terminal Part Number	V-Min	Name	Wire Part Number	Wire CSA	Wire Spec	Wire Material description	Wire Color Description	Wire Length	End2 Terminal Part Number	End2 Pin Name	End2 Connector
A	-	-	XA94SZC	2643673 R1	0.79	18.0	Std. Wall XLPE Primary Cable	GREY	4680.0	-	60	1701F
B	-	-	XA94SVC	2643673 R1	0.79	18.0	Std. Wall XLPE Primary Cable	GREY	4680.0	-	61	1701F
C	-	-	XA94SH	2643673 R1	0.79	18.0	Std. Wall XLPE Primary Cable	GREY	4680.0	-	62	1701F

Connector Name 9510M
 Part Number 1667741C1
 Short Description RSP TRANSDUCER
 Instances L9 - Bendix; Tractor or Towing Truck; W/ Air SUSP; J1939
 Driven Lamp:Diagram1
 Mates 9510H



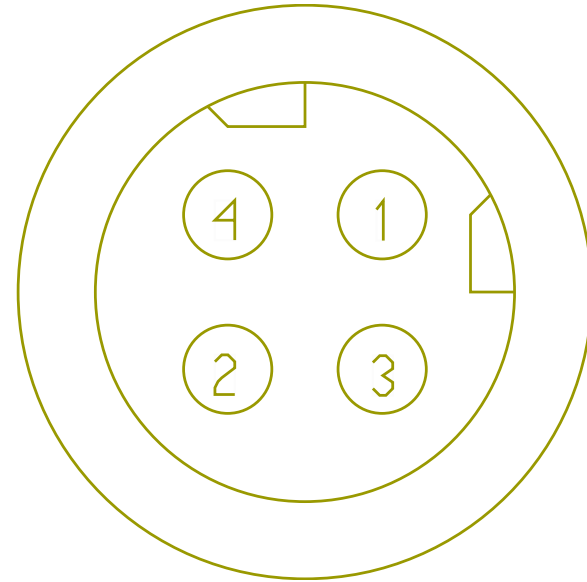
Name	Terminal Part Number	V-Min	Name	Wire Part Number	Wire CSA	Wire Spec	Wire Material description	Wire Color Description	Wire Length	End2 Terminal Part Number	End2 Pin Name	End2 Connector
A	-	-	TD94SZC	3510312 R1	1.16	16.0	Thin Wall XLPE Primary Cable	GREY	1935.0	-	A	9510B
B	-	-	TD94SVC	3510312 R1	1.16	16.0	Thin Wall XLPE Primary Cable	GREY	1935.0	-	C	9510B
C	-	-	TD94SH	3510312 R1	1.16	16.0	Thin Wall XLPE Primary Cable	GREY	1935.0	-	B	9510B

Connector Name 9512
 Part Number 3678796C1
 Instances B6.7 - Traction Control Bendix:Diagram1-Combination1
 Mates SOL-TCV_BENDIX-3033-01-01A



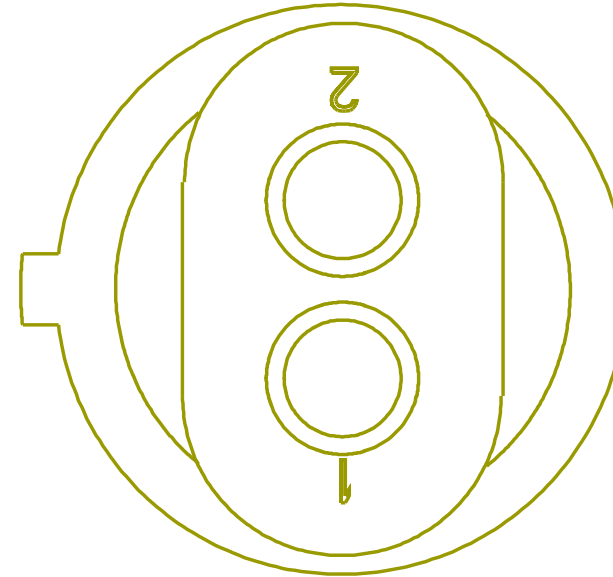
Name	Terminal Part Number	V-Min	Name	Wire Part Number	Wire CSA	Wire Spec	Wire Material description	Wire Color Description	Wire Length	End2 Terminal Part Number	End2 Pin Name	End2 Connector
1	-	-	RD94BE	3510336 R1	1.16	16.0	Thin Wall XLPE Primary Cable	YELLOW 2	410.0	-	24	9800
2	-	-	RD94BD	3510306 R1	1.16	16.0	Thin Wall XLPE Primary Cable	BROWN	410.0	-	23	9800

Connector Name 9514F
 Part Number 3601685C1
 Instances B6.7 - CAN Layout:ABS Proprietary J1939
 L9 - CAN Layout:ABS Proprietary J1939
 Mates SNSR-YAW_RATE-3026-01-01A



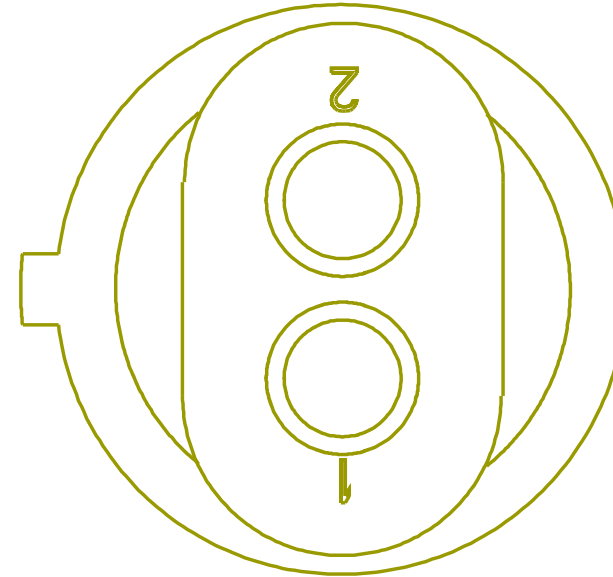
Name	Terminal Part Number	V-Min	Name	Wire Part Number	Wire CSA	Wire Spec	Wire Material description	Wire Color Description	Wire Length	End2 Terminal Part Number	End2 Pin Name	End2 Connector
1	-	-	WIRE239188	-	0.0	-	-	-	0.0	-	54	1701F
2	-	-	WIRE239189	-	0.0	-	-	-	0.0	-	55	1701F
3	-	-	WIRE239190	-	0.0	-	-	-	0.0	-	56	1701F
4	-	-	WIRE239191	-	0.0	-	-	-	0.0	-	57	1701F

Connector Name 9516
 Part Number 6111844C1
 Instances B6.7 - Antilock Brake System (ABS) - Wabco 4 Channel
 Implementation:Diagram1
 L9 - Antilock Brake System (ABS) - Wabco 4 Channel
 Implementation:Diagram1-Combination2
 Mates SNSR-WS-3003-02-04C




Name	Terminal Part Number	V-Min	Name	Wire Part Number	Wire CSA	Wire Spec	Wire Material description	Wire Color Description	Wire Length	End2 Terminal Part Number	End2 Pin Name	End2 Connector
1	-	-	[RV94WL]	V-18-GXL	0.79	18.0	Std. Wall XLPE Primary Cable	Not Applicable	1465.0	-	13	9800
2	-	-	[RV94WM]	V-18-GXL	0.79	18.0	Std. Wall XLPE Primary Cable	Not Applicable	1465.0	-	14	9800

Connector Name 9517
 Part Number 6111844C1
 Instances B6.7 - Antilock Brake System (ABS) - Wabco 4 Channel
 Implementation:Diagram1
 L9 - Antilock Brake System (ABS) - Wabco 4 Channel
 Implementation:Diagram1-Combination2
 Mates SNSR-WS-3003-02-04D




Name	Terminal Part Number	V-Min	Name	Wire Part Number	Wire CSA	Wire Spec	Wire Material description	Wire Color Description	Wire Length	End2 Terminal Part Number	End2 Pin Name	End2 Connector
1	-	-	[RV94WS]	V-18-GXL	0.79	18.0	Std. Wall XLPE Primary Cable	Not Applicable	2075.0	-	15	9800
2	-	-	[RV94WT]	V-18-GXL	0.79	18.0	Std. Wall XLPE Primary Cable	Not Applicable	2075.0	-	16	9800

Connector Name 9518
 Part Number 3919376C1
 Instances B6.7 - Antilock Brake System (ABS) - Wabco 4 Channel
 Implementation:Diagram1
 L9 - Antilock Brake System (ABS) - Wabco 4 Channel
 Implementation:Diagram1-Combination1
 L9 - Antilock Brake System (ABS) - Wabco 4 Channel
 Implementation:Diagram1-Combination2
 Mates MDL-ABS-3003-02-04C



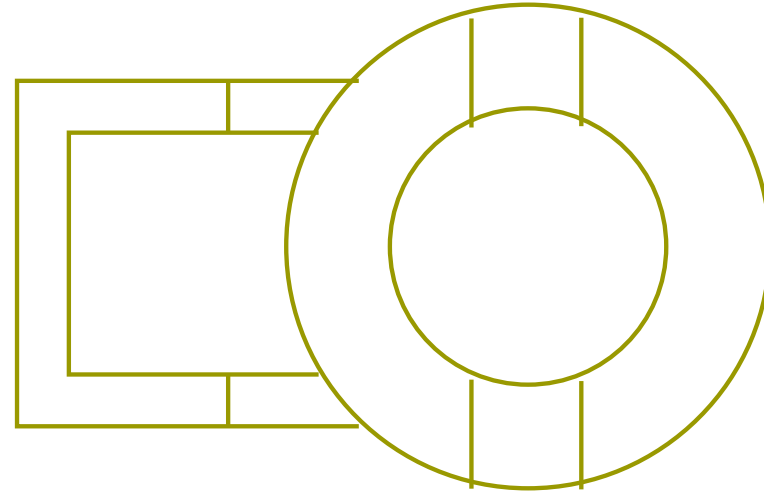
Name	Terminal Part Number	V-Min	Name	Wire Part Number	Wire CSA	Wire Spec	Wire Material description	Wire Color Description	Wire Length	End2 Terminal Part Number	End2 Pin Name	End2 Connector
1	-	-	[RV94WN]	V-18-GXL	0.79	18.0	Std. Wall XLPE Primary Cable	Not Applicable	1110.0	-	17	9800
2	-	-	[RV94G7]	V-18-GXL	0.79	18.0	Std. Wall XLPE Primary Cable	Not Applicable	1110.0	-	18	9800
3	-	-	[RV94WR]	V-18-GXL	0.79	18.0	Std. Wall XLPE Primary Cable	Not Applicable	1110.0	-	19	9800

Connector Name 9519
 Part Number 3919376C1
 Instances B6.7 - Antilock Brake System (ABS) - Wabco 4 Channel
 Implementation:Diagram1
 L9 - Antilock Brake System (ABS) - Wabco 4 Channel
 Implementation:Diagram1-Combination1
 L9 - Antilock Brake System (ABS) - Wabco 4 Channel
 Implementation:Diagram1-Combination2
 Mates MDL-ABS-3003-02-04D




Name	Terminal Part Number	V-Min	Name	Wire Part Number	Wire CSA	Wire Spec	Wire Material description	Wire Color Description	Wire Length	End2 Terminal Part Number	End2 Pin Name	End2 Connector
1	-	-	[RV94WU]	V-18-GXL	0.79	18.0	Std. Wall XLPE Primary Cable	Not Applicable	1760.0	-	20	9800
2	-	-	[RV94G6]	V-18-GXL	0.79	18.0	Std. Wall XLPE Primary Cable	Not Applicable	1760.0	-	21	9800
3	-	-	[RV94WW]	V-18-GXL	0.79	18.0	Std. Wall XLPE Primary Cable	Not Applicable	1760.0	-	22	9800

Connector Name 9540
 Part Number 1669834C1
 Short Description PUMP MOTOR BATTERY FEED
 Instances B6.7 - Brakes (Hydraulic):Diagram1
 Mates 9540




Name	Terminal Part Number	V-Min	Name	Wire Part Number	Wire CSA	Wire Spec	Wire Material description	Wire Color Description	Wire Length	End2 Terminal Part Number	End2 Pin Name	End2 Connector
A	-	-	N14KA	3510369 R1	4.81	10.0	Thin Wall XLPE Primary Cable	RED	260.0	-	2	S97_9280

Connector Name 9540
 Part Number 3537133C1
 Short Description BATTERY +VE INTERCONNECT
 Instances B6.7 - Brakes (Hydraulic):Diagram1
 Mates 9540



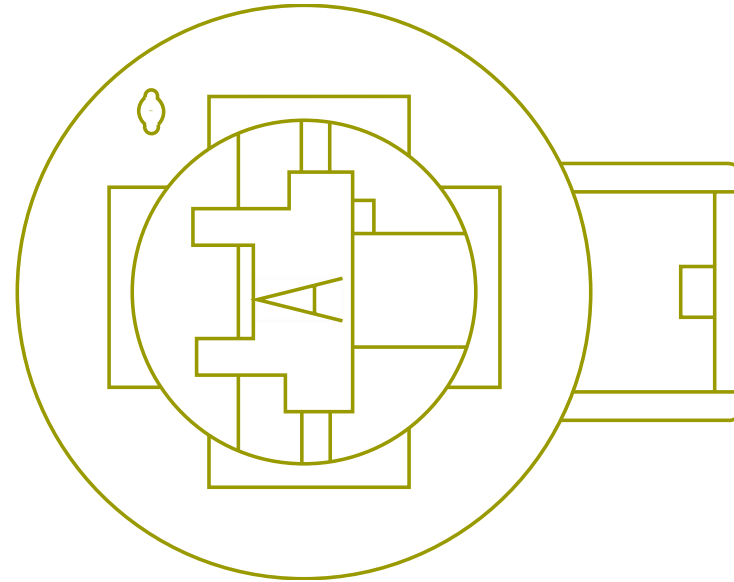
Name	Terminal Part Number	V-Min	Name	Wire Part Number	Wire CSA	Wire Spec	Wire Material description	Wire Color Description	Wire Length	End2 Terminal Part Number	End2 Pin Name	End2 Connector
A	-	-	N14KA	3510369 R1	4.81	10.0	Thin Wall XLPE Primary Cable	RED	260.0	-	-	-

Connector Name 9540
 Part Number 3537133C1
 Short Description BATTERY +VE INTERCONNECT
 Instances L9 - Brakes (Hydraulic):Diagram1
 Mates 9540



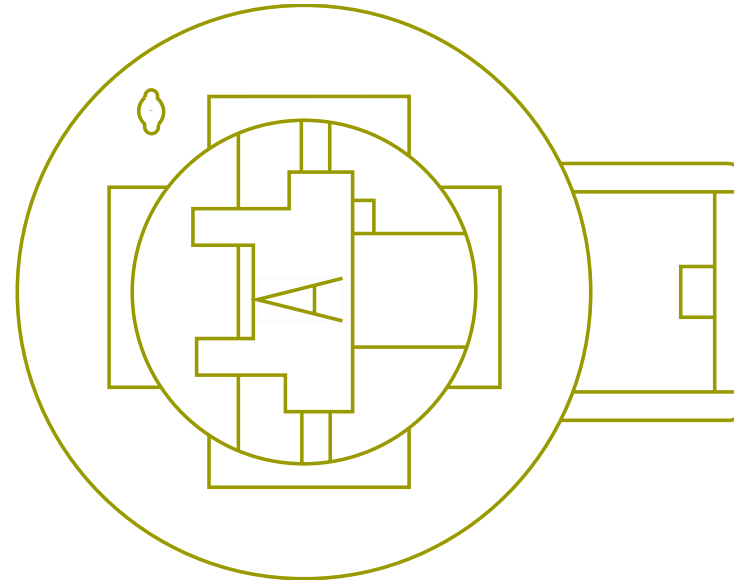
Name	Terminal Part Number	V-Min	Name	Wire Part Number	Wire CSA	Wire Spec	Wire Material description	Wire Color Description	Wire Length	End2 Terminal Part Number	End2 Pin Name	End2 Connector
A	-	-	N14KA	3510369 R1	4.81	10.0	Thin Wall XLPE Primary Cable	RED	260.0	-	-	-

Connector Name 9540
 Part Number 3700151C1
 Short Description PUMP MOTOR BATTERY FEED
 Instances L9 - Brakes (Hydraulic):Diagram1
 Mates 9540



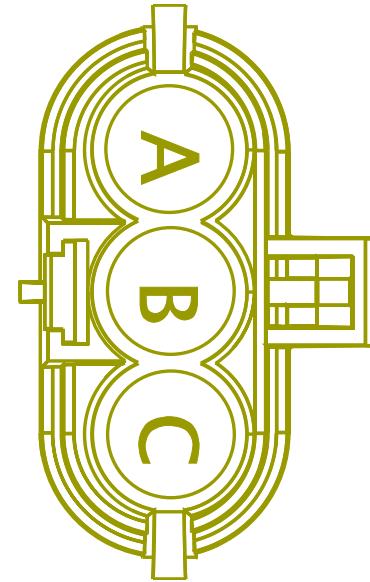
Name	Terminal Part Number	V-Min	Name	Wire Part Number	Wire CSA	Wire Spec	Wire Material description	Wire Color Description	Wire Length	End2 Terminal Part Number	End2 Pin Name	End2 Connector
A	-	-	N14KA	3510369 R1	4.81	10.0	Thin Wall XLPE Primary Cable	RED	260.0	-	2	9280

Connector Name 9550
 Part Number 3700151C1
 Short Description HYDRAULIC PUMP MOTOR BATTERY FEED
 Instances B6.7 - Brakes (Hydraulic):Diagram1
 L9 - Brakes (Hydraulic):Diagram1
 Mates 6066



Name	Terminal Part Number	V-Min	Name	Wire Part Number	Wire CSA	Wire Spec	Wire Material description	Wire Color Description	Wire Length	End2 Terminal Part Number	End2 Pin Name	End2 Connector
A	-	-	N14KA	3510369 R1	4.81	10.0	Thin Wall XLPE Primary Cable	RED	260.0	-	-	-

Connector Name 9715F1
 Part Number 1667732C1
 Short Description TRAILER SOCKET 1
 Instances
 B6.7 - Body Builder Lighting - Separate Turn and Stop Lamps (Blunt Cut) Option2:Diagram1
 B6.7 - TEM _Electric Trailer Brake Controller Activated Stop Option2:Diagram1
 B6.7 - Trailer Interface (Lighting) – BLUNT CUT (Part of Electric Trailer Brakes) Option2:Diagram1
 L9 - Body Builder Lighting - Separate Turn and Stop Lamps (Blunt Cut) Option2:Diagram1
 L9 - TEM _Electric Trailer Brake Controller Activated Stop LT:Diagram1
 L9 - Trailer Interface (Lighting) – BLUNT CUT (Part of Electric Trailer Brakes):Diagram1
 L9 - Trailer Interface (Lighting) – BLUNT CUT (Part of Electric Trailer Brakes) Option2:Diagram1

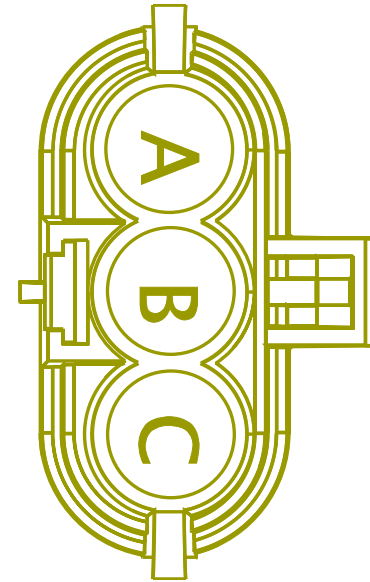


Mates 9715

Name	Terminal Part Number	V-Min	Name	Wire Part Number	Wire CSA	Wire Spec	Wire Material description	Wire Color Description	Wire Length	End2 Terminal Part Number	End2 Pin Name	End2 Connector
A	-	-	TW70	2643698 R1	4.81	10.0	Std. Wall XLPE Primary Cable	RED	2306.0	-	E	9724
A	-	-	TW70	2643698 R1	4.81	10.0	Std. Wall XLPE Primary Cable	RED	2306.0	-	E	9724A
A	-	-	TW70	2643698 R1	4.81	10.0	Std. Wall XLPE Primary Cable	RED	2306.0	-	F	9724A
A	-	-	RG70	2643698 R1	4.81	10.0	Std. Wall XLPE Primary Cable	RED	2306.0	-	E	9724

Name	Terminal Part Number	V-Min	Name	Wire Part Number	Wire CSA	Wire Spec	Wire Material description	Wire Color Description	Wire Length	End2 Terminal Part Number	End2 Pin Name	End2 Connector
B	-	-	TW68	2643779 R1	4.81	10.0	Std. Wall XLPE Primary Cable	BROWN	2306.0	-	F	9724
B	-	-	TW68	2643779 R1	4.81	10.0	Std. Wall XLPE Primary Cable	BROWN	2306.0	-	F	9724A
B	-	-	TW68	2643779 R1	4.81	10.0	Std. Wall XLPE Primary Cable	BROWN	2306.0	-	E	9724A
B	-	-	RG68	2643779 R1	4.81	10.0	Std. Wall XLPE Primary Cable	BROWN	2306.0	-	F	9724
C	-	-	TW94	2643784 R1	4.81	10.0	Std. Wall XLPE Primary Cable	GREY	2306.0	-	G	9724A

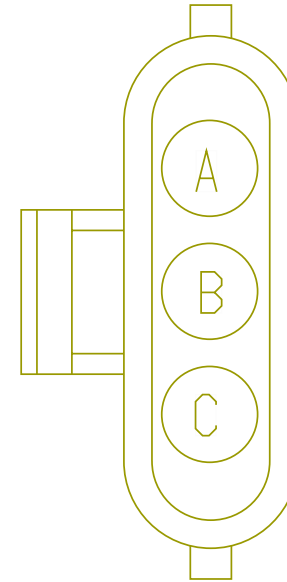
Connector Name 9715F
 Part Number 1667732C1
 Short Description TRAILER SOCKET 1
 Instances
 B6.7 - Body Builder Lighting - Separate Turn and Stop Lamps
 (Blunt Cut):Diagram1
 B6.7 - TEM _Electric Trailer Brake Controller Activated
 Stop:Diagram1
 B6.7 - Trailer Interface (Lighting) – BLUNT CUT (Part of Electric
 Trailer Brakes):Diagram1
 L9 - Body Builder Lighting - Separate Turn and Stop Lamps
 (Blunt Cut):Diagram1
 Mates 9715



Name	Terminal Part Number	V-Min	Name	Wire Part Number	Wire CSA	Wire Spec	Wire Material description	Wire Color Description	Wire Length	End2 Terminal Part Number	End2 Pin Name	End2 Connector
A	-	-	RG70	2643698 R1	4.81	10.0	Std. Wall XLPE Primary Cable	RED	2306.0	-	E	9724
A	-	-	RG70	2643698 R1	4.81	10.0	Std. Wall XLPE Primary Cable	RED	2306.0	-	F	9724
B	-	-	RG68	2643779 R1	4.81	10.0	Std. Wall XLPE Primary Cable	BROWN	2306.0	-	F	9724
B	-	-	RG68	2643779 R1	4.81	10.0	Std. Wall XLPE Primary Cable	BROWN	2306.0	-	E	9724

Name	Terminal Part Number	V-Min	Name	Wire Part Number	Wire CSA	Wire Spec	Wire Material description	Wire Color Description	Wire Length	End2 Terminal Part Number	End2 Pin Name	End2 Connector
C	-	-	RG94	2643784 R1	4.81	10.0	Std. Wall XLPE Primary Cable	GREY	2306.0	-	G	9724

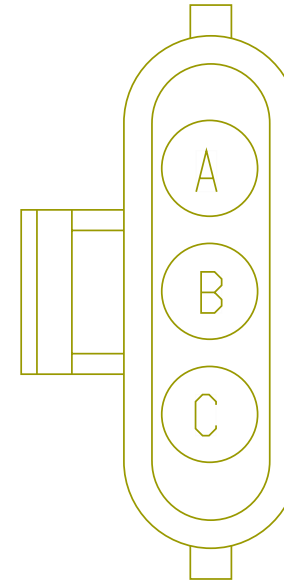
Connector Name 9715
 Part Number 1667733C1
 Short Description TRAILER SOCKET 1
 Instances
 B6.7 - Body Builder Lighting - Separate Turn and Stop Lamps
 (Blunt Cut):Diagram1
 B6.7 - TEM _Electric Trailer Brake Controller Activated
 Stop:Diagram1
 B6.7 - Trailer Interface (Lighting) – BLUNT CUT (Part of Electric
 Trailer Brakes):Diagram1
 L9 - Body Builder Lighting - Separate Turn and Stop Lamps
 (Blunt Cut):Diagram1
 Mates 9715F



Name	Terminal Part Number	V-Min	Name	Wire Part Number	Wire CSA	Wire Spec	Wire Material description	Wire Color Description	Wire Length	End2 Terminal Part Number	End2 Pin Name	End2 Connector
A	-	-	NE70F	2643698 R1	4.81	10.0	Std. Wall XLPE Primary Cable	RED	2450.0	-	X	-
A	-	-	NC70T	2643698 R1	4.81	10.0	Std. Wall XLPE Primary Cable	RED	4555.0	-	9	1701F
B	-	-	NC68T	2643779 R1	4.81	10.0	Std. Wall XLPE Primary Cable	BROWN	4655.0	-	8	1701F
B	-	-	NE68F	2643779 R1	4.81	10.0	Std. Wall XLPE Primary Cable	BROWN	2400.0	-	X	-

Name	Terminal Part Number	V-Min	Name	Wire Part Number	Wire CSA	Wire Spec	Wire Material description	Wire Color Description	Wire Length	End2 Terminal Part Number	End2 Pin Name	End2 Connector
C	-	-	NC94T	2643784 R1	4.81	10.0	Std. Wall XLPE Primary Cable	GREY	4555.0	-	10	1701F

Connector Name 9715
 Part Number 1667733C1
 Short Description TRAILER SOCKET 1
 Instances
 B6.7 - Body Builder Lighting - Separate Turn and Stop Lamps (Blunt Cut) Option2:Diagram1
 B6.7 - TEM _Electric Trailer Brake Controller Activated Stop Option2:Diagram1
 B6.7 - Trailer Interface (Lighting) – BLUNT CUT (Part of Electric Trailer Brakes) Option2:Diagram1
 L9 - Body Builder Lighting - Separate Turn and Stop Lamps (Blunt Cut) Option2:Diagram1
 L9 - TEM _Electric Trailer Brake Controller Activated Stop LT:Diagram1
 L9 - Trailer Interface (Lighting) – BLUNT CUT (Part of Electric Trailer Brakes):Diagram1
 L9 - Trailer Interface (Lighting) – BLUNT CUT (Part of Electric Trailer Brakes) Option2:Diagram1

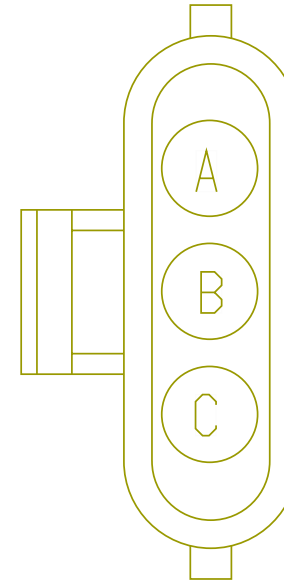


Mates 9715F1

Name	Terminal Part Number	V-Min	Name	Wire Part Number	Wire CSA	Wire Spec	Wire Material description	Wire Color Description	Wire Length	End2 Terminal Part Number	End2 Pin Name	End2 Connector
A	-	-	NE70F	2643698 R1	4.81	10.0	Std. Wall XLPE Primary Cable	RED	2450.0	-	X	-
A	-	-	NC70T	2643698 R1	4.81	10.0	Std. Wall XLPE Primary Cable	RED	4555.0	-	9	1701F
B	-	-	NE68F	2643779 R1	4.81	10.0	Std. Wall XLPE Primary Cable	BROWN	2400.0	-	X	-
B	-	-	NC68T	2643779 R1	4.81	10.0	Std. Wall XLPE Primary Cable	BROWN	4655.0	-	8	1701F

Name	Terminal Part Number	V-Min	Name	Wire Part Number	Wire CSA	Wire Spec	Wire Material description	Wire Color Description	Wire Length	End2 Terminal Part Number	End2 Pin Name	End2 Connector
C	-	-	NC94T	2643784 R1	4.81	10.0	Std. Wall XLPE Primary Cable	GREY	4555.0	-	10	1701F
C	-	-	NE94F	2643784 R1	4.81	10.0	Std. Wall XLPE Primary Cable	GREY	2550.0	-	X	-

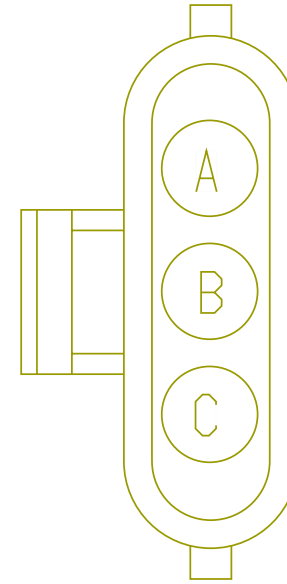
Connector Name 9716M1
 Part Number 1667733C1
 Short Description TRAILER SOCKET 2
 Instances L9 - Body Builder Lighting - Separate Turn and Stop Lamps (Blunt Cut):Diagram1
 L9 - Body Builder Lighting - Separate Turn and Stop Lamps (Blunt Cut) Option2:Diagram1
 L9 - Trailer Interface (Lighting) – BLUNT CUT (Part of Electric Trailer Brakes):Diagram1
 L9 - Trailer Interface (Lighting) – BLUNT CUT (Part of Electric Trailer Brakes) Option2:Diagram1
 Mates 9716



Name	Terminal Part Number	V-Min	Name	Wire Part Number	Wire CSA	Wire Spec	Wire Material description	Wire Color Description	Wire Length	End2 Terminal Part Number	End2 Pin Name	End2 Connector
A	-	-	TW58	2643779 R1	4.81	10.0	Std. Wall XLPE Primary Cable	BROWN	2331.0	-	B	9724A
A	-	-	RG58	2643779 R1	4.81	10.0	Std. Wall XLPE Primary Cable	BROWN	2331.0	-	B	9724
B	-	-	TW56	2643802 R1	4.81	10.0	Std. Wall XLPE Primary Cable	YELLOW 2	2331.0	-	C	9724A
B	-	-	RG56	2643802 R1	4.81	10.0	Std. Wall XLPE Primary Cable	YELLOW 2	2331.0	-	C	9724

Name	Terminal Part Number	V-Min	Name	Wire Part Number	Wire CSA	Wire Spec	Wire Material description	Wire Color Description	Wire Length	End2 Terminal Part Number	End2 Pin Name	End2 Connector
C	-	-	TW57	2643776 R1	4.81	10.0	Std. Wall XLPE Primary Cable	LIGHT GREEN	2331.0	-	D	9724A
C	-	-	RG57	2643776 R1	4.81	10.0	Std. Wall XLPE Primary Cable	LIGHT GREEN	2331.0	-	D	9724

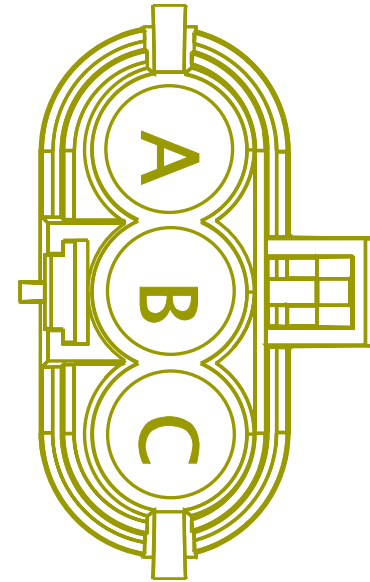
Connector Name 9716M
 Part Number 1667733C1
 Short Description TRAILER SOCKET 2
 Instances
 B6.7 - Body Builder Lighting - Separate Turn and Stop Lamps (Blunt Cut):Diagram1
 B6.7 - Body Builder Lighting - Separate Turn and Stop Lamps (Blunt Cut) Option2:Diagram1
 B6.7 - Trailer Interface (Lighting) – BLUNT CUT (Part of Electric Trailer Brakes):Diagram1
 B6.7 - Trailer Interface (Lighting) – BLUNT CUT (Part of Electric Trailer Brakes) Option2:Diagram1
 Mates 9716



Name	Terminal Part Number	V-Min	Name	Wire Part Number	Wire CSA	Wire Spec	Wire Material description	Wire Color Description	Wire Length	End2 Terminal Part Number	End2 Pin Name	End2 Connector
A	-	-	TW58	2643779 R1	4.81	10.0	Std. Wall XLPE Primary Cable	BROWN	2331.0	-	B	9724
A	-	-	NE54F	2643779 R1	4.81	10.0	Std. Wall XLPE Primary Cable	BROWN	2325.0	-	X	-
A	-	-	RG58	2643779 R1	4.81	10.0	Std. Wall XLPE Primary Cable	BROWN	2331.0	-	B	9724
B	-	-	TW56	2643802 R1	4.81	10.0	Std. Wall XLPE Primary Cable	YELLOW 2	2331.0	-	C	9724

Name	Terminal Part Number	V-Min	Name	Wire Part Number	Wire CSA	Wire Spec	Wire Material description	Wire Color Description	Wire Length	End2 Terminal Part Number	End2 Pin Name	End2 Connector
B	-	-	NE56F	2643802 R1	4.81	10.0	Std. Wall XLPE Primary Cable	YELLOW 2	2260.0	-	X	-
B	-	-	RG56	2643802 R1	4.81	10.0	Std. Wall XLPE Primary Cable	YELLOW 2	2331.0	-	C	9724
C	-	-	TW57	2643776 R1	4.81	10.0	Std. Wall XLPE Primary Cable	LIGHT GREEN	2331.0	-	D	9724
C	-	-	NE57F	2643776 R1	4.81	10.0	Std. Wall XLPE Primary Cable	LIGHT GREEN	2200.0	-	X	-
C	-	-	RG57	2643776 R1	4.81	10.0	Std. Wall XLPE Primary Cable	LIGHT GREEN	2331.0	-	D	9724

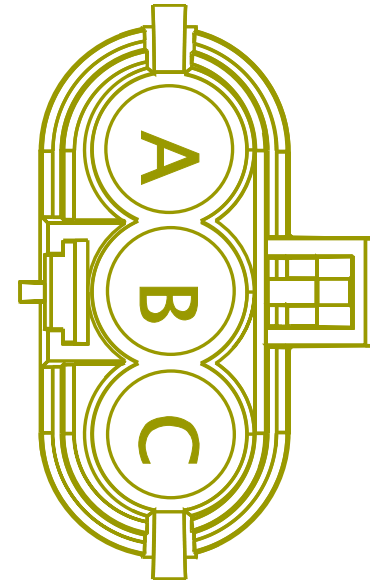
Connector Name 9716
 Part Number 1667732C1
 Short Description TRAILER SOCKET 2
 Instances
 B6.7 - Body Builder Lighting - Separate Turn and Stop Lamps (Blunt Cut):Diagram1
 B6.7 - Body Builder Lighting - Separate Turn and Stop Lamps (Blunt Cut) Option2:Diagram1
 B6.7 - Trailer Interface (Lighting) – BLUNT CUT (Part of Electric Trailer Brakes):Diagram1
 B6.7 - Trailer Interface (Lighting) – BLUNT CUT (Part of Electric Trailer Brakes) Option2:Diagram1
 Mates 9716M



Name	Terminal Part Number	V-Min	Name	Wire Part Number	Wire CSA	Wire Spec	Wire Material description	Wire Color Description	Wire Length	End2 Terminal Part Number	End2 Pin Name	End2 Connector
A	-	-	NE54F	2643779 R1	4.81	10.0	Std. Wall XLPE Primary Cable	BROWN	2325.0	-	X	-
A	-	-	TW58	2643779 R1	4.81	10.0	Std. Wall XLPE Primary Cable	BROWN	2331.0	-	D	9724A
A	-	-	RG58	2643779 R1	4.81	10.0	Std. Wall XLPE Primary Cable	BROWN	2331.0	-	D	9724
B	-	-	NE56F	2643802 R1	4.81	10.0	Std. Wall XLPE Primary Cable	YELLOW 2	2260.0	-	X	-

Name	Terminal Part Number	V-Min	Name	Wire Part Number	Wire CSA	Wire Spec	Wire Material description	Wire Color Description	Wire Length	End2 Terminal Part Number	End2 Pin Name	End2 Connector
B	-	-	TW56	2643802 R1	4.81	10.0	Std. Wall XLPE Primary Cable	YELLOW 2	2331.0	-	B	9724A
B	-	-	RG56	2643802 R1	4.81	10.0	Std. Wall XLPE Primary Cable	YELLOW 2	2331.0	-	B	9724
C	-	-	NE57F	2643776 R1	4.81	10.0	Std. Wall XLPE Primary Cable	LIGHT GREEN	2200.0	-	X	-
C	-	-	TW57	2643776 R1	4.81	10.0	Std. Wall XLPE Primary Cable	LIGHT GREEN	2331.0	-	C	9724A
C	-	-	RG57	2643776 R1	4.81	10.0	Std. Wall XLPE Primary Cable	LIGHT GREEN	2331.0	-	C	9724

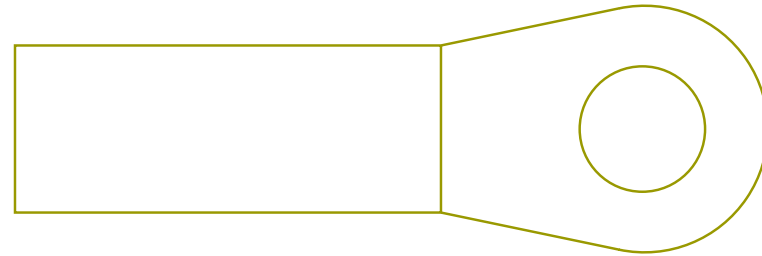
Connector Name 9716
 Part Number 1667732C1
 Short Description TRAILER SOCKET 2
 Instances
 L9 - Body Builder Lighting - Separate Turn and Stop Lamps (Blunt Cut):Diagram1
 L9 - Body Builder Lighting - Separate Turn and Stop Lamps (Blunt Cut) Option2:Diagram1
 L9 - Trailer Interface (Lighting) – BLUNT CUT (Part of Electric Trailer Brakes):Diagram1
 L9 - Trailer Interface (Lighting) – BLUNT CUT (Part of Electric Trailer Brakes) Option2:Diagram1
 Mates 9716M1



Name	Terminal Part Number	V-Min	Name	Wire Part Number	Wire CSA	Wire Spec	Wire Material description	Wire Color Description	Wire Length	End2 Terminal Part Number	End2 Pin Name	End2 Connector
A	-	-	NE54F	2643779 R1	4.81	10.0	Std. Wall XLPE Primary Cable	BROWN	2325.0	-	X	-
A	-	-	NC54T	2643779 R1	4.81	10.0	Std. Wall XLPE Primary Cable	BROWN	4630.0	-	7	1701F
B	-	-	NE56F	2643802 R1	4.81	10.0	Std. Wall XLPE Primary Cable	YELLOW 2	2260.0	-	X	-
B	-	-	NC56T	2643802 R1	4.81	10.0	Std. Wall XLPE Primary Cable	YELLOW 2	4630.0	-	5	1701F

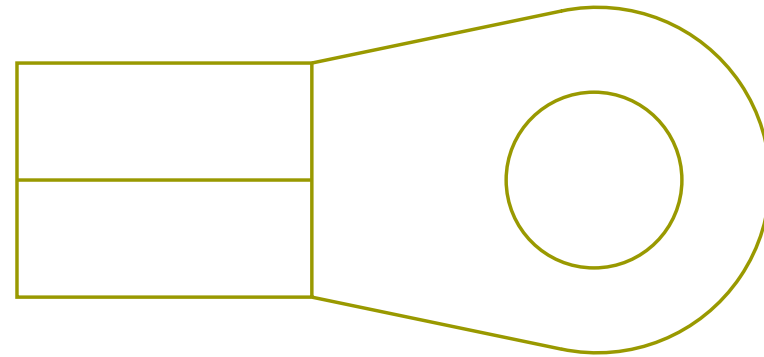
Name	Terminal Part Number	V-Min	Name	Wire Part Number	Wire CSA	Wire Spec	Wire Material description	Wire Color Description	Wire Length	End2 Terminal Part Number	End2 Pin Name	End2 Connector
C	-	-	NE57F	2643776 R1	4.81	10.0	Std. Wall XLPE Primary Cable	LIGHT GREEN	2200.0	-	X	-
C	-	-	NC57T	2643776 R1	4.81	10.0	Std. Wall XLPE Primary Cable	LIGHT GREEN	4630.0	-	6	1701F

Connector Name 9717B
 Part Number 3710088C1
 Short Description GROUND AT DASH
 Instances B6.7 - Center Chassis Ground Splice Packs
 8802/8805/8807/8809:Diagram1



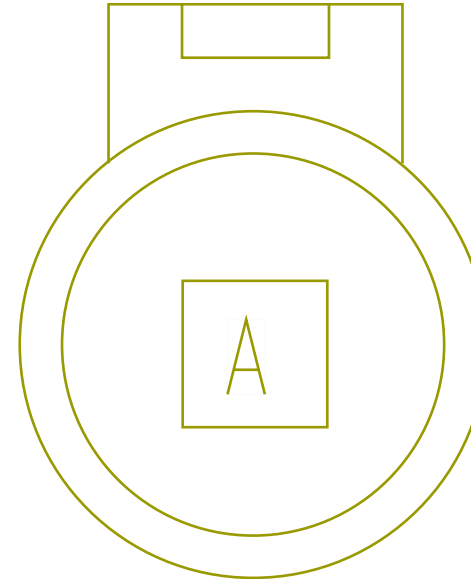
Name	Terminal Part Number	V-Min	Name	Wire Part Number	Wire CSA	Wire Spec	Wire Material description	Wire Color Description	Wire Length	End2 Terminal Part Number	End2 Pin Name	End2 Connector
1	-	-	SL11-GA	2643787 R1	3.01	12.0	Std. Wall XLPE Primary Cable	WHITE	3010.0	-	A	N02_8807
1	-	-	SL11-GB	2643787 R1	3.01	12.0	Std. Wall XLPE Primary Cable	WHITE	2060.0	-	A	N02_8809

Connector Name 9717D
 Part Number 2034790C1
 Instances B6.7/L9 - Antilock Brake Systems (ABS) (Wabco Hydraulic 4 Channel N/ Stability):Diagram1
 B6.7/L9 - Antilock Brake Systems (ABS) (Wabco Hydraulic 4 Channel W/ Stability):Diagram1
 Mates Ground 9717D



Name	Terminal Part Number	V-Min	Name	Wire Part Number	Wire CSA	Wire Spec	Wire Material description	Wire Color Description	Wire Length	End2 Terminal Part Number	End2 Pin Name	End2 Connector
A	-	-	MK90-G	-	0.0	10.0	-	WHITE	0.0	-	47	N06_9511K
A	-	-	ME90-G	-	0.0	10.0	-	WHITE	0.0	-	47	N06_9511E

Connector Name 9717F1
 Part Number 3537133C1
 Short Description TRAILER GROUND
 Instances
 B6.7 - Body Builder Lighting - Separate Turn and Stop Lamps (Blunt Cut):Diagram1
 B6.7 - Body Builder Lighting - Separate Turn and Stop Lamps (Blunt Cut) Option2:Diagram1
 B6.7 - Trailer Interface (Lighting) – BLUNT CUT (Part of Electric Trailer Brakes):Diagram1
 B6.7 - Trailer Interface (Lighting) – BLUNT CUT (Part of Electric Trailer Brakes) Option2:Diagram1
 L9 - Body Builder Lighting - Separate Turn and Stop Lamps (Blunt Cut):Diagram1
 L9 - Body Builder Lighting - Separate Turn and Stop Lamps (Blunt Cut) Option2:Diagram1
 L9 - Trailer Interface (Lighting) – BLUNT CUT (Part of Electric Trailer Brakes):Diagram1
 L9 - Trailer Interface (Lighting) – BLUNT CUT (Part of Electric Trailer Brakes) Option2:Diagram1

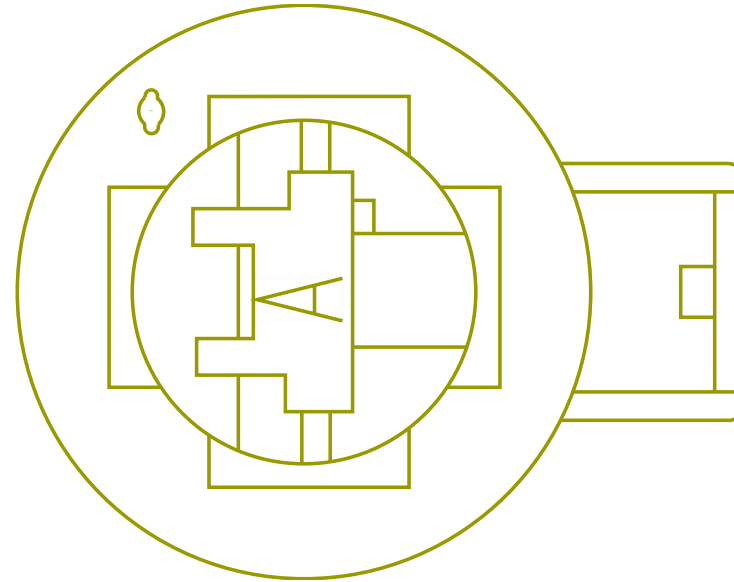


Mates 9717

Name	Terminal Part Number	V-Min	Name	Wire Part Number	Wire CSA	Wire Spec	Wire Material description	Wire Color Description	Wire Length	End2 Terminal Part Number	End2 Pin Name	End2 Connector
A	-	-	TW10	2643789 R1	7.48	8.0	Std. Wall XLPE Primary Cable	WHITE	2356.0	-	A	9724
A	-	-	TW10	2643789 R1	7.48	8.0	Std. Wall XLPE Primary Cable	WHITE	2356.0	-	A	9724A
A	-	-	TW10	2643789 R1	7.48	8.0	Std. Wall XLPE Primary Cable	WHITE	2356.0	-	G	9724A
A	-	-	RG10	2643789 R1	7.48	8.0	Std. Wall XLPE Primary Cable	WHITE	2356.0	-	A	9724

Name	Terminal Part Number	V-Min	Name	Wire Part Number	Wire CSA	Wire Spec	Wire Material description	Wire Color Description	Wire Length	End2 Terminal Part Number	End2 Pin Name	End2 Connector
A	-	-	RG10	2643789 R1	7.48	8.0	Std. Wall XLPE Primary Cable	WHITE	2356.0	-	G	9724

Connector Name 9717
 Part Number 3700151C1
 Short Description TRAILER GROUND 1
 Instances
 B6.7 - Body Builder Lighting - Separate Turn and Stop Lamps (Blunt Cut):Diagram1
 B6.7 - Body Builder Lighting - Separate Turn and Stop Lamps (Blunt Cut) Option2:Diagram1
 B6.7 - Trailer Interface (Lighting) – BLUNT CUT (Part of Electric Trailer Brakes):Diagram1
 B6.7 - Trailer Interface (Lighting) – BLUNT CUT (Part of Electric Trailer Brakes) Option2:Diagram1
 L9 - Body Builder Lighting - Separate Turn and Stop Lamps (Blunt Cut):Diagram1
 L9 - Body Builder Lighting - Separate Turn and Stop Lamps (Blunt Cut) Option2:Diagram1
 L9 - Trailer Interface (Lighting) – BLUNT CUT (Part of Electric Trailer Brakes):Diagram1
 L9 - Trailer Interface (Lighting) – BLUNT CUT (Part of Electric Trailer Brakes) Option2:Diagram1

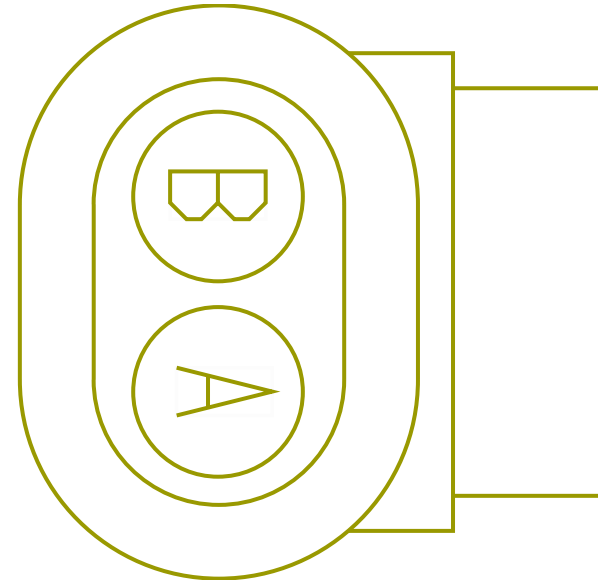


Mates 9717F1

Name	Terminal Part Number	V-Min	Name	Wire Part Number	Wire CSA	Wire Spec	Wire Material description	Wire Color Description	Wire Length	End2 Terminal Part Number	End2 Pin Name	End2 Connector
A	-	-	NC10D	2643789 R1	7.48	8.0	Std. Wall XLPE Primary Cable	WHITE	4880.0	-	-	-
A	-	-	NE10F	2643789 R1	7.48	8.0	Std. Wall XLPE Primary Cable	WHITE	2150.0	-	-	-
A	-	-	NE10F	2643789 R1	7.48	8.0	Std. Wall XLPE Primary Cable	WHITE	2150.0	-	X	-

Connector Name 9718
 Part Number 1661778C1
 Short Description DAYCAB WORK LIGHT
 Instances

- B6.7 - WORK LIGHT - 1 BULB:Diagram1-Combination1
- B6.7 - WORK LIGHT - 1 BULB:Diagram1-Combination2
- B6.7 - WORK LIGHT With BackUP 1 BULB - Manual
Trans:Diagram1-Combination1
- B6.7 - WORK LIGHT With BackUP 1 BULB - Manual
Trans:Diagram1-Combination2
- B6.7 - WORK LIGHT With BackUP Alarm - 1 BULB:Diagram1-Combination1
- B6.7 - WORK LIGHT With BackUP Alarm - 1 BULB:Diagram1-Combination2
- B6.7 - WORK LIGHT With RKE - 1 BULB:Diagram1-Combination1
- B6.7 - WORK LIGHT With RKE - 1 BULB:Diagram1-Combination2
- B6.7 - Work Lights LED With Switch Pack - Day Cab:Diagram1-Combination1
- L9 - WORK LIGHT - 1 BULB:Diagram1-Combination1
- L9 - WORK LIGHT - 1 BULB:Diagram1-Combination2
- L9 - WORK LIGHT With BackUP - 1 BULB - Manual
Trans:Diagram1-Combination1
- L9 - WORK LIGHT With BackUP - 1 BULB - Manual
Trans:Diagram1-Combination2
- L9 - WORK LIGHT With BackUP - 1 BULB - Manual
Trans:Diagram1-Combination3
- L9 - WORK LIGHT With BackUP - 1 BULB - Manual
Trans:Diagram1-Combination4
- L9 - WORK LIGHT With BackUP Alarm - 1 BULB:Diagram1-Combination1
- L9 - WORK LIGHT With BackUP Alarm - 1 BULB:Diagram1-Combination2
- L9 - WORK LIGHT With RKE 1 BULB:Diagram1-Combination1
- L9 - WORK LIGHT With RKE 1 BULB:Diagram1-Combination2
- L9 - Work Lights LED With Switch Pack - Day Cab:Diagram1-Combination1
- L9 - Work Lights LED With Switch Pack - Day Cab:Diagram1-Combination2

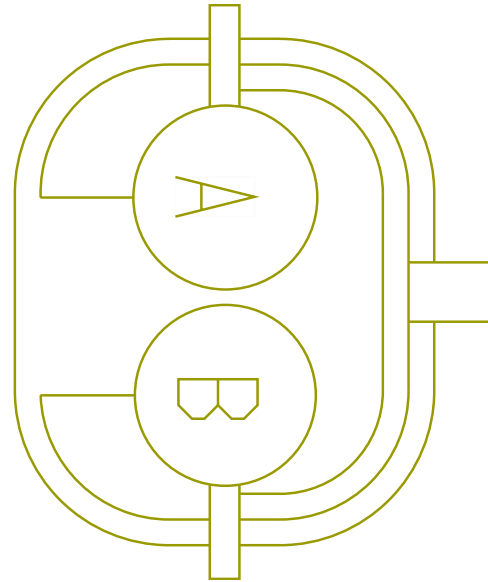


Mates 9719

Name	Terminal Part Number	V-Min	Name	Wire Part Number	Wire CSA	Wire Spec	Wire Material description	Wire Color Description	Wire Length	End2 Terminal Part Number	End2 Pin Name	End2 Connector
A	-	-	SZ65	2643682 R1	1.16	16.0	Std. Wall XLPE Primary Cable	ORANGE	2625.0	-	A	9766
A	-	-	NF65	2643682 R1	1.16	16.0	Std. Wall XLPE Primary Cable	ORANGE	2735.0	-	68	1701F
B	-	-	SZ65-G	2643681 R1	1.16	16.0	Std. Wall XLPE Primary Cable	WHITE	2625.0	-	B	9766
B	-	-	YM65-G	2643681 R1	1.16	16.0	Std. Wall XLPE Primary Cable	WHITE	1125.0	-	-	-
B	-	-	YJ65-G	3510360 R1	1.16	16.0	Thin Wall XLPE Primary Cable	WHITE	945.0	-	X	-

Connector Name 9719
 Part Number 3543888C1
 Short Description WORK LIGHT
 Instances


- B6.7 - WORK LIGHT - 1 BULB:Diagram1-Combination1
- B6.7 - WORK LIGHT - 1 BULB:Diagram1-Combination2
- B6.7 - WORK LIGHT With BackUP 1 BULB - Manual
Trans:Diagram1-Combination1
- B6.7 - WORK LIGHT With BackUP 1 BULB - Manual
Trans:Diagram1-Combination2
- B6.7 - WORK LIGHT With BackUP Alarm - 1 BULB:Diagram1-Combination1
- B6.7 - WORK LIGHT With BackUP Alarm - 1 BULB:Diagram1-Combination2
- B6.7 - WORK LIGHT With RKE - 1 BULB:Diagram1-Combination1
- B6.7 - WORK LIGHT With RKE - 1 BULB:Diagram1-Combination2
- B6.7 - Work Lights LED With Switch Pack - Day Cab:Diagram1-Combination1
- L9 - WORK LIGHT - 1 BULB:Diagram1-Combination1
- L9 - WORK LIGHT - 1 BULB:Diagram1-Combination2
- L9 - WORK LIGHT With BackUP - 1 BULB - Manual
Trans:Diagram1-Combination1
- L9 - WORK LIGHT With BackUP - 1 BULB - Manual
Trans:Diagram1-Combination2
- L9 - WORK LIGHT With BackUP - 1 BULB - Manual
Trans:Diagram1-Combination3
- L9 - WORK LIGHT With BackUP - 1 BULB - Manual
Trans:Diagram1-Combination4
- L9 - WORK LIGHT With BackUP Alarm - 1 BULB:Diagram1-Combination1
- L9 - WORK LIGHT With BackUP Alarm - 1 BULB:Diagram1-Combination2
- L9 - WORK LIGHT With RKE 1 BULB:Diagram1-Combination1
- L9 - WORK LIGHT With RKE 1 BULB:Diagram1-Combination2
- L9 - Work Lights LED With Switch Pack - Day Cab:Diagram1-Combination1
- L9 - Work Lights LED With Switch Pack - Day Cab:Diagram1-Combination2



Mates 9718


Name	Terminal Part Number	V-Min	Name	Wire Part Number	Wire CSA	Wire Spec	Wire Material description	Wire Color Description	Wire Length	End2 Terminal Part Number	End2 Pin Name	End2 Connector
A	-	-	J65	-	1.16	16.0	Std. Wall XLPE Primary Cable	BLACK	2800.0	-	-	-
A	-	-	J65	-	1.16	16.0	Std. Wall XLPE Primary Cable	BLACK	2800.0	-	A	9720
A	-	-	J65	-	1.16	16.0	Std. Wall XLPE Primary Cable	BLACK	2800.0	-	A	9720A
B	-	-	J11-GK	-	1.16	16.0	Std. Wall XLPE Primary Cable	WHITE	2800.0	-	-	-
B	-	-	J11-GK	-	1.16	16.0	Std. Wall XLPE Primary Cable	WHITE	2800.0	-	B	9720

Connector Name 9719
 Part Number 3543888C1
 Instances B6.7 - Work Lights LED With Switch Pack - Day Cab:Diagram1-Combination2
 Mates 9767



Name	Terminal Part Number	V-Min	Name	Wire Part Number	Wire CSA	Wire Spec	Wire Material description	Wire Color Description	Wire Length	End2 Terminal Part Number	End2 Pin Name	End2 Connector
A	-	-	J65	-	1.16	16.0	Std. Wall XLPE Primary Cable	BLACK	2800.0	-	A	9720A
B	-	-	J11-GK	-	1.16	16.0	Std. Wall XLPE Primary Cable	WHITE	2800.0	-	B	9720A

Connector Name 9720A
 Part Number 3543888C1
 Instances B6.7 - WORK LIGHT - 1 BULB:Diagram1-Combination2
 B6.7 - WORK LIGHT With BackUP 1 BULB - Manual
 Trans:Diagram1-Combination2
 B6.7 - WORK LIGHT With BackUP Alarm - 1 BULB:Diagram1-Combination2
 B6.7 - WORK LIGHT With RKE - 1 BULB:Diagram1-Combination2
 B6.7 - Work Lights LED With Switch Pack - Day Cab:Diagram1-Combination2
 L9 - WORK LIGHT - 1 BULB:Diagram1-Combination2
 L9 - WORK LIGHT With BackUP - 1 BULB - Manual
 Trans:Diagram1-Combination2
 L9 - WORK LIGHT With BackUP - 1 BULB - Manual
 Trans:Diagram1-Combination4
 L9 - WORK LIGHT With BackUP Alarm - 1 BULB:Diagram1-Combination2
 L9 - WORK LIGHT With RKE 1 BULB:Diagram1-Combination2
 L9 - Work Lights LED With Switch Pack - Day Cab:Diagram1-Combination2




Mates LT-LED-WORK_DAY-1032-01-05 A-9720A

Name	Terminal Part Number	V-Min	Name	Wire Part Number	Wire CSA	Wire Spec	Wire Material description	Wire Color Description	Wire Length	End2 Terminal Part Number	End2 Pin Name	End2 Connector
A	-	-	J65	-	1.16	16.0	Std. Wall XLPE Primary Cable	BLACK	2800.0	-	A	9720
A	-	-	J65	-	1.16	16.0	Std. Wall XLPE Primary Cable	BLACK	2800.0	-	-	-
A	-	-	J65	-	1.16	16.0	Std. Wall XLPE Primary Cable	BLACK	2800.0	-	A	9719

Name	Terminal Part Number	V-Min	Name	Wire Part Number	Wire CSA	Wire Spec	Wire Material description	Wire Color Description	Wire Length	End2 Terminal Part Number	End2 Pin Name	End2 Connector
B	-	-	J11-GK	-	1.16	16.0	Std. Wall XLPE Primary Cable	WHITE	2800.0	-	B	9720
B	-	-	J11-GK	-	1.16	16.0	Std. Wall XLPE Primary Cable	WHITE	2800.0	-	-	-
B	-	-	J11-GK	-	1.16	16.0	Std. Wall XLPE Primary Cable	WHITE	2800.0	-	B	9719

Connector Name 9720
 Part Number 3543888C1
 Instances B6.7 - WORK LIGHT - 1 BULB:Diagram1-Combination1
 B6.7 - WORK LIGHT With BackUP 1 BULB - Manual
 Trans:Diagram1-Combination1
 B6.7 - WORK LIGHT With BackUP Alarm - 1 BULB:Diagram1-Combination1
 B6.7 - WORK LIGHT With RKE - 1 BULB:Diagram1-Combination1
 B6.7 - Work Lights LED With Switch Pack - Day Cab:Diagram1-Combination1
 L9 - WORK LIGHT - 1 BULB:Diagram1-Combination1
 L9 - WORK LIGHT With BackUP - 1 BULB - Manual
 Trans:Diagram1-Combination1
 L9 - WORK LIGHT With BackUP - 1 BULB - Manual
 Trans:Diagram1-Combination3
 L9 - WORK LIGHT With BackUP Alarm - 1 BULB:Diagram1-Combination1
 L9 - WORK LIGHT With RKE 1 BULB:Diagram1-Combination1
 L9 - Work Lights LED With Switch Pack - Day Cab:Diagram1-Combination1



Mates LT-LED-WORK_DAY-1032-01-05 A-9720

Name	Terminal Part Number	V-Min	Name	Wire Part Number	Wire CSA	Wire Spec	Wire Material description	Wire Color Description	Wire Length	End2 Terminal Part Number	End2 Pin Name	End2 Connector
A	-	-	J65	-	1.16	16.0	Std. Wall XLPE Primary Cable	BLACK	2800.0	-	A	9720A
A	-	-	J65	-	1.16	16.0	Std. Wall XLPE Primary Cable	BLACK	2800.0	-	A	9719
A	-	-	J65	-	1.16	16.0	Std. Wall XLPE Primary Cable	BLACK	2800.0	-	-	-

Name	Terminal Part Number	V-Min	Name	Wire Part Number	Wire CSA	Wire Spec	Wire Material description	Wire Color Description	Wire Length	End2 Terminal Part Number	End2 Pin Name	End2 Connector
B	-	-	J11-GK	-	1.16	16.0	Std. Wall XLPE Primary Cable	WHITE	2800.0	-	B	9720A
B	-	-	J11-GK	-	1.16	16.0	Std. Wall XLPE Primary Cable	WHITE	2800.0	-	B	9719
B	-	-	J11-GK	-	1.16	16.0	Std. Wall XLPE Primary Cable	WHITE	2800.0	-	-	-

Connector Name 9724A
 Part Number BLUNT_SL_VC
 Instances B6.7 - TEM _Electric Trailer Brake Controller Activated Stop
 Option2:Diagram1
 B6.7 - Trailer Interface (Lighting) – BLUNT CUT (Part of Electric
 Trailer Brakes) Option2:Diagram1
 L9 - Body Builder Lighting - Separate Turn and Stop Lamps
 (Blunt Cut) Option2:Diagram1
 L9 - TEM _Electric Trailer Brake Controller Activated Stop
 LT:Diagram1
 L9 - Trailer Interface (Lighting) – BLUNT CUT (Part of Electric
 Trailer Brakes) Option2:Diagram1
 Mates BLNT-EOF_BODY_CIRCUIT-1036 -04-01A

Name	Terminal Part Number	V-Min	Name	Wire Part Number	Wire CSA	Wire Spec	Wire Material description	Wire Color Description	Wire Length	End2 Terminal Part Number	End2 Pin Name	End2 Connector
A	-	-	TW10	2643789 R1	7.48	8.0	Std. Wall XLPE Primary Cable	WHITE	2356.0	-	A	9717F1
B	-	-	TW58	2643779 R1	4.81	10.0	Std. Wall XLPE Primary Cable	BROWN	2331.0	-	A	9716M1
B	-	-	TW56	2643802 R1	4.81	10.0	Std. Wall XLPE Primary Cable	YELLOW 2	2331.0	-	B	9716
C	-	-	TW56	2643802 R1	4.81	10.0	Std. Wall XLPE Primary Cable	YELLOW 2	2331.0	-	B	9716M1
C	-	-	TW57	2643776 R1	4.81	10.0	Std. Wall XLPE Primary Cable	LIGHT GREEN	2331.0	-	C	9716

Name	Terminal Part Number	V-Min	Name	Wire Part Number	Wire CSA	Wire Spec	Wire Material description	Wire Color Description	Wire Length	End2 Terminal Part Number	End2 Pin Name	End2 Connector
D	-	-	TW57	2643776 R1	4.81	10.0	Std. Wall XLPE Primary Cable	LIGHT GREEN	2331.0	-	C	9716M1
D	-	-	TW58	2643779 R1	4.81	10.0	Std. Wall XLPE Primary Cable	BROWN	2331.0	-	A	9716
E	-	-	TW70	2643698 R1	4.81	10.0	Std. Wall XLPE Primary Cable	RED	2306.0	-	A	9715F1
E	-	-	TW68	2643779 R1	4.81	10.0	Std. Wall XLPE Primary Cable	BROWN	2306.0	-	B	9715F1
F	-	-	TW68	2643779 R1	4.81	10.0	Std. Wall XLPE Primary Cable	BROWN	2306.0	-	B	9715F1
F	-	-	TW70	2643698 R1	4.81	10.0	Std. Wall XLPE Primary Cable	RED	2306.0	-	A	9715F1
G	-	-	TW94	2643784 R1	4.81	10.0	Std. Wall XLPE Primary Cable	GREY	2306.0	-	C	9715F1
G	-	-	TW10	2643789 R1	7.48	8.0	Std. Wall XLPE Primary Cable	WHITE	2356.0	-	A	9717F1

Connector Name 9724
 Part Number BLUNT_SL_VC
 Instances B6.7 - Body Builder Lighting - Separate Turn and Stop Lamps (Blunt Cut):Diagram1
 B6.7 - Body Builder Lighting - Separate Turn and Stop Lamps (Blunt Cut) Option2:Diagram1
 B6.7 - TEM _Electric Trailer Brake Controller Activated Stop:Diagram1
 B6.7 - Trailer Interface (Lighting) – BLUNT CUT (Part of Electric Trailer Brakes):Diagram1
 L9 - Body Builder Lighting - Separate Turn and Stop Lamps (Blunt Cut):Diagram1
 L9 - Trailer Interface (Lighting) – BLUNT CUT (Part of Electric Trailer Brakes):Diagram1
 Mates BLNT-EOF_BODY_CIRCUIT-1036 -04-01A

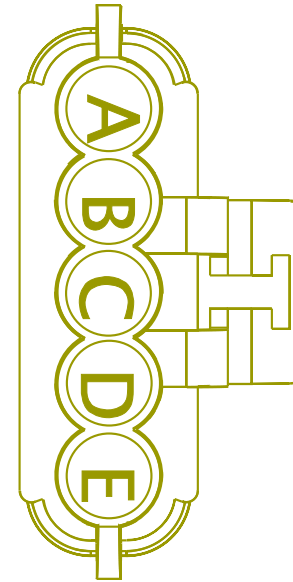
Name	Terminal Part Number	V-Min	Name	Wire Part Number	Wire CSA	Wire Spec	Wire Material description	Wire Color Description	Wire Length	End2 Terminal Part Number	End2 Pin Name	End2 Connector
A	-	-	TW10	2643789 R1	7.48	8.0	Std. Wall XLPE Primary Cable	WHITE	2356.0	-	A	9717F1
A	-	-	RG10	2643789 R1	7.48	8.0	Std. Wall XLPE Primary Cable	WHITE	2356.0	-	A	9717F1
B	-	-	TW58	2643779 R1	4.81	10.0	Std. Wall XLPE Primary Cable	BROWN	2331.0	-	A	9716M
B	-	-	RG58	2643779 R1	4.81	10.0	Std. Wall XLPE Primary Cable	BROWN	2331.0	-	A	9716M1
B	-	-	RG58	2643779 R1	4.81	10.0	Std. Wall XLPE Primary Cable	BROWN	2331.0	-	A	9716M

Name	Terminal Part Number	V-Min	Name	Wire Part Number	Wire CSA	Wire Spec	Wire Material description	Wire Color Description	Wire Length	End2 Terminal Part Number	End2 Pin Name	End2 Connector
B	-	-	RG56	2643802 R1	4.81	10.0	Std. Wall XLPE Primary Cable	YELLOW 2	2331.0	-	B	9716
C	-	-	TW56	2643802 R1	4.81	10.0	Std. Wall XLPE Primary Cable	YELLOW 2	2331.0	-	B	9716M
C	-	-	RG56	2643802 R1	4.81	10.0	Std. Wall XLPE Primary Cable	YELLOW 2	2331.0	-	B	9716M1
C	-	-	RG56	2643802 R1	4.81	10.0	Std. Wall XLPE Primary Cable	YELLOW 2	2331.0	-	B	9716M
C	-	-	RG57	2643776 R1	4.81	10.0	Std. Wall XLPE Primary Cable	LIGHT GREEN	2331.0	-	C	9716
D	-	-	TW57	2643776 R1	4.81	10.0	Std. Wall XLPE Primary Cable	LIGHT GREEN	2331.0	-	C	9716M
D	-	-	RG57	2643776 R1	4.81	10.0	Std. Wall XLPE Primary Cable	LIGHT GREEN	2331.0	-	C	9716M1
D	-	-	RG57	2643776 R1	4.81	10.0	Std. Wall XLPE Primary Cable	LIGHT GREEN	2331.0	-	C	9716M

Name	Terminal Part Number	V-Min	Name	Wire Part Number	Wire CSA	Wire Spec	Wire Material description	Wire Color Description	Wire Length	End2 Terminal Part Number	End2 Pin Name	End2 Connector
D	-	-	RG58	2643779 R1	4.81	10.0	Std. Wall XLPE Primary Cable	BROWN	2331.0	-	A	9716
E	-	-	TW70	2643698 R1	4.81	10.0	Std. Wall XLPE Primary Cable	RED	2306.0	-	A	9715F1
E	-	-	RG70	2643698 R1	4.81	10.0	Std. Wall XLPE Primary Cable	RED	2306.0	-	A	9715F
E	-	-	RG68	2643779 R1	4.81	10.0	Std. Wall XLPE Primary Cable	BROWN	2306.0	-	B	9715F
E	-	-	RG70	2643698 R1	4.81	10.0	Std. Wall XLPE Primary Cable	RED	2306.0	-	A	9715F1
F	-	-	TW68	2643779 R1	4.81	10.0	Std. Wall XLPE Primary Cable	BROWN	2306.0	-	B	9715F1
F	-	-	RG68	2643779 R1	4.81	10.0	Std. Wall XLPE Primary Cable	BROWN	2306.0	-	B	9715F
F	-	-	RG70	2643698 R1	4.81	10.0	Std. Wall XLPE Primary Cable	RED	2306.0	-	A	9715F

Name	Terminal Part Number	V-Min	Name	Wire Part Number	Wire CSA	Wire Spec	Wire Material description	Wire Color Description	Wire Length	End2 Terminal Part Number	End2 Pin Name	End2 Connector
F	-	-	RG68	2643779 R1	4.81	10.0	Std. Wall XLPE Primary Cable	BROWN	2306.0	-	B	9715F1
G	-	-	RG10	2643789 R1	7.48	8.0	Std. Wall XLPE Primary Cable	WHITE	2356.0	-	A	9717F1
G	-	-	RG94	2643784 R1	4.81	10.0	Std. Wall XLPE Primary Cable	GREY	2306.0	-	C	9715F

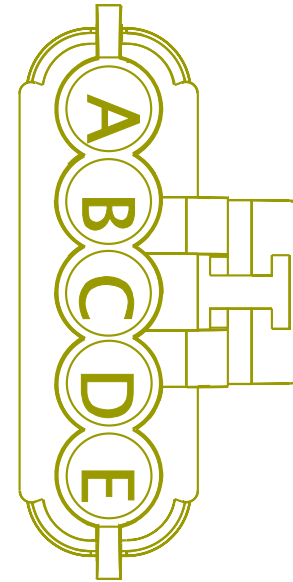
Connector Name 9736
 Part Number 1661375C2
 Instances B6.7 - Auxiliary Air Solenoids (1 Normally Closed):Diagram1
 B6.7 - Auxillary Air Solenoids Normally Open:Diagram 1
 L9 - Auxiliary Air Solenoids (1 Normally Closed):Diagram1
 L9 - Auxiliary Air Solenoids (2 Normally Closed):Diagram1-Combination1
 L9 - Auxiliary Air Solenoids (2 Normally Closed):Diagram1-Combination2
 L9 - Auxiliary Air Solenoids (2 Normally Closed):Diagram1-Combination3
 L9 - Auxiliary Air Solenoids (3 Normally Closed):Diagram1
 Mates SOL-AIR_4_PACK1-3004-01-01A



Name	Terminal Part Number	V-Min	Name	Wire Part Number	Wire CSA	Wire Spec	Wire Material description	Wire Color Description	Wire Length	End2 Terminal Part Number	End2 Pin Name	End2 Connector
A	-	-	NG59A-G	2643689 R1	1.91	14.0	Std. Wall XLPE Primary Cable	WHITE	1580.0	-	-	-
A	-	-	NG59A-G	2643689 R1	1.91	14.0	Std. Wall XLPE Primary Cable	WHITE	1705.0	-	-	-
B	-	-	NG59B	2643673 R1	0.79	18.0	Std. Wall XLPE Primary Cable	GREY	2380.0	-	32	1701F
B	-	-	NG59B	2643673 R1	0.79	18.0	Std. Wall XLPE Primary Cable	GREY	2605.0	-	32	1701F

Name	Terminal Part Number	V-Min	Name	Wire Part Number	Wire CSA	Wire Spec	Wire Material description	Wire Color Description	Wire Length	End2 Terminal Part Number	End2 Pin Name	End2 Connector
C	-	-	NG59C	2643673 R1	0.79	18.0	Std. Wall XLPE Primary Cable	GREY	2380.0	-	33	1701F
C	-	-	NG59C	2643673 R1	0.79	18.0	Std. Wall XLPE Primary Cable	GREY	2605.0	-	33	1701F
D	-	-	NG59D	2643673 R1	0.79	18.0	Std. Wall XLPE Primary Cable	GREY	2380.0	-	34	1701F
D	-	-	NG59D	2643673 R1	0.79	18.0	Std. Wall XLPE Primary Cable	GREY	2605.0	-	34	1701F
E	-	-	NG59E	2643673 R1	0.79	18.0	Std. Wall XLPE Primary Cable	GREY	2380.0	-	35	1701F
E	-	-	NG59E	2643673 R1	0.79	18.0	Std. Wall XLPE Primary Cable	GREY	2605.0	-	35	1701F

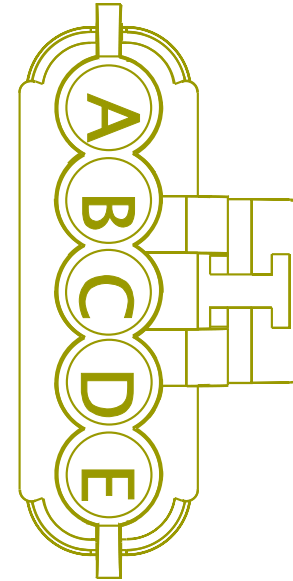
Connector Name 9740C
 Part Number 1661375C2
 Instances B6.7 - Auxillary Air Solenoids Normally Open:Diagram 1
 L9 - Auxiliary Air Solenoids (2 Normally Closed):Diagram1-Combination2
 Mates SOL-AIR_4_PACK2-3004-01-01A



Name	Terminal Part Number	V-Min	Name	Wire Part Number	Wire CSA	Wire Spec	Wire Material description	Wire Color Description	Wire Length	End2 Terminal Part Number	End2 Pin Name	End2 Connector
A	-	-	NZ59X-G	2643689 R1	1.91	14.0	Std. Wall XLPE Primary Cable	WHITE	2920.0	-	-	-
B	-	-	NZ59G	2643673 R1	0.79	18.0	Std. Wall XLPE Primary Cable	GREY	6080.0	-	36	1701F
C	-	-	NZ59H	2643673 R1	0.79	18.0	Std. Wall XLPE Primary Cable	GREY	6080.0	-	37	1701F
D	-	-	NZ59J	2643673 R1	0.79	18.0	Std. Wall XLPE Primary Cable	GREY	6080.0	-	38	1701F

Name	Terminal Part Number	V-Min	Name	Wire Part Number	Wire CSA	Wire Spec	Wire Material description	Wire Color Description	Wire Length	End2 Terminal Part Number	End2 Pin Name	End2 Connector
E	-	-	NZ59K	2643673 R1	0.79	18.0	Std. Wall XLPE Primary Cable	GREY	6080.0	-	39	1701F

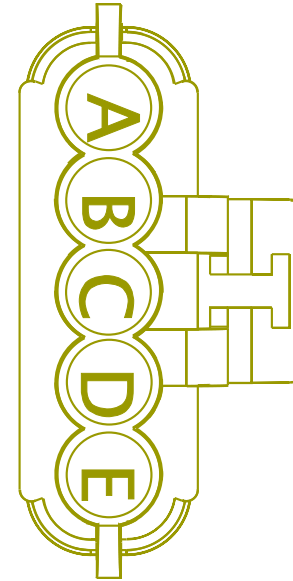
Connector Name 9740D
 Part Number 1661375C2
 Instances L9 - Auxiliary Air Solenoids (2 Normally Closed):Diagram1-Combination3
 L9 - Auxiliary Air Solenoids (3 Normally Closed):Diagram1



Name	Terminal Part Number	V-Min	Name	Wire Part Number	Wire CSA	Wire Spec	Wire Material description	Wire Color Description	Wire Length	End2 Terminal Part Number	End2 Pin Name	End2 Connector
A	-	-	NX59X-G	2643689 R1	1.91	14.0	Std. Wall XLPE Primary Cable	WHITE	1225.0	-	-	-
B	-	-	NX59G	2643673 R1	0.79	18.0	Std. Wall XLPE Primary Cable	GREY	4485.0	-	36	1701F
C	-	-	NX59H	2643673 R1	0.79	18.0	Std. Wall XLPE Primary Cable	GREY	4485.0	-	37	1701F
D	-	-	NX59J	2643673 R1	0.79	18.0	Std. Wall XLPE Primary Cable	GREY	4485.0	-	38	1701F

Name	Terminal Part Number	V-Min	Name	Wire Part Number	Wire CSA	Wire Spec	Wire Material description	Wire Color Description	Wire Length	End2 Terminal Part Number	End2 Pin Name	End2 Connector
E	-	-	NX59K	2643673 R1	0.79	18.0	Std. Wall XLPE Primary Cable	GREY	4485.0	-	39	1701F

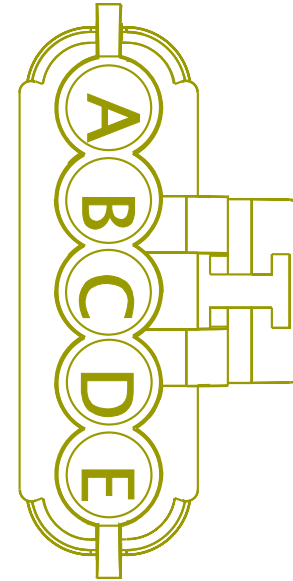
Connector Name 9740E
 Part Number 1661375C2
 Instances L9 - Auxiliary Air Solenoids (3 Normally Closed):Diagram1
 Mates SOL-AIR_4_PACK3-3004-01-03A



Name	Terminal Part Number	V-Min	Name	Wire Part Number	Wire CSA	Wire Spec	Wire Material description	Wire Color Description	Wire Length	End2 Terminal Part Number	End2 Pin Name	End2 Connector
A	-	-	NW59L-G	2643689 R1	1.91	14.0	Std. Wall XLPE Primary Cable	WHITE	1725.0	-	-	-
B	-	-	NW59M	2643673 R1	0.79	18.0	Std. Wall XLPE Primary Cable	GREY	4985.0	-	46	1701F
C	-	-	NW59N	2643673 R1	0.79	18.0	Std. Wall XLPE Primary Cable	GREY	4985.0	-	47	1701F
D	-	-	NW59P	2643673 R1	0.79	18.0	Std. Wall XLPE Primary Cable	GREY	4985.0	-	48	1701F

Name	Terminal Part Number	V-Min	Name	Wire Part Number	Wire CSA	Wire Spec	Wire Material description	Wire Color Description	Wire Length	End2 Terminal Part Number	End2 Pin Name	End2 Connector
E	-	-	NW59R	2643673 R1	0.79	18.0	Std. Wall XLPE Primary Cable	GREY	4985.0	-	49	1701F

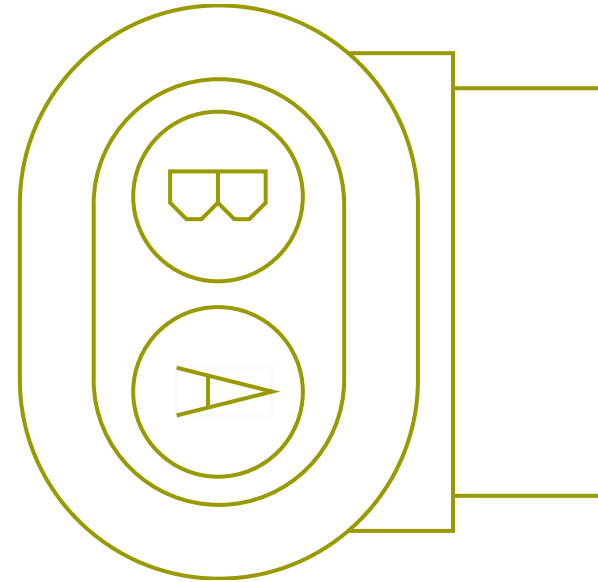
Connector Name 9740
 Part Number 1661375C2
 Instances L9 - Auxiliary Air Solenoids (2 Normally Closed):Diagram1-Combination1
 Mates SOL-AIR_4_PACK2-3004-01-02A



Name	Terminal Part Number	V-Min	Name	Wire Part Number	Wire CSA	Wire Spec	Wire Material description	Wire Color Description	Wire Length	End2 Terminal Part Number	End2 Pin Name	End2 Connector
A	-	-	NU59F-G	2643689 R1	1.91	14.0	Std. Wall XLPE Primary Cable	WHITE	2320.0	-	-	-
B	-	-	NU59G	2643673 R1	0.79	18.0	Std. Wall XLPE Primary Cable	GREY	5580.0	-	36	1701F
C	-	-	NU59H	2643673 R1	0.79	18.0	Std. Wall XLPE Primary Cable	GREY	5580.0	-	37	1701F
D	-	-	NU59J	2643673 R1	0.79	18.0	Std. Wall XLPE Primary Cable	GREY	5580.0	-	38	1701F

Name	Terminal Part Number	V-Min	Name	Wire Part Number	Wire CSA	Wire Spec	Wire Material description	Wire Color Description	Wire Length	End2 Terminal Part Number	End2 Pin Name	End2 Connector
E	-	-	NU59K	2643673 R1	0.79	18.0	Std. Wall XLPE Primary Cable	GREY	5580.0	-	39	1701F

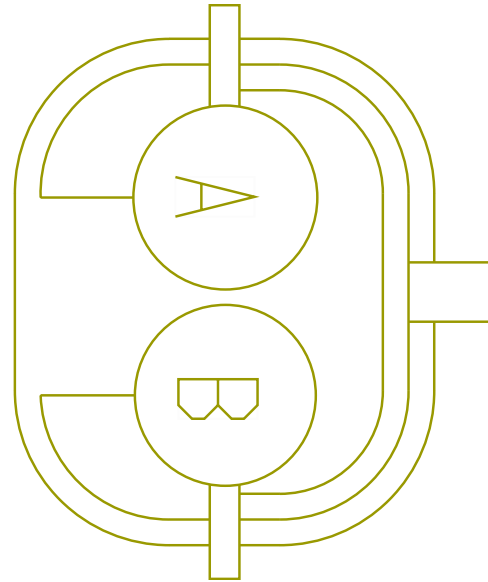
Connector Name 9766
 Part Number 1661778C1
 Short Description WORKLIGHT
 Instances
 B6.7 - WORK LIGHT - 1 BULB:Diagram1-Combination2
 B6.7 - WORK LIGHT With BackUP 1 BULB - Manual
 Trans:Diagram1-Combination2
 B6.7 - WORK LIGHT With BackUP Alarm - 1 BULB:Diagram1-Combination2
 B6.7 - WORK LIGHT With RKE - 1 BULB:Diagram1-Combination2
 B6.7 - Work Lights LED With Switch Pack - Day Cab:Diagram1-Combination2
 L9 - WORK LIGHT - 1 BULB:Diagram1-Combination2
 L9 - WORK LIGHT With BackUP - 1 BULB - Manual
 Trans:Diagram1-Combination2
 L9 - WORK LIGHT With BackUP - 1 BULB - Manual
 Trans:Diagram1-Combination4
 L9 - WORK LIGHT With BackUP Alarm - 1 BULB:Diagram1-Combination2
 L9 - WORK LIGHT With RKE 1 BULB:Diagram1-Combination2
 L9 - Work Lights LED With Switch Pack - Day Cab:Diagram1-Combination2



Mates 9766

Name	Terminal Part Number	V-Min	Name	Wire Part Number	Wire CSA	Wire Spec	Wire Material description	Wire Color Description	Wire Length	End2 Terminal Part Number	End2 Pin Name	End2 Connector
A	-	-	UA65	2643682 R1	1.16	16.0	Std. Wall XLPE Primary Cable	ORANGE	4505.0	-	68	1701F
B	-	-	YN65-G	2643681 R1	1.16	16.0	Std. Wall XLPE Primary Cable	WHITE	2895.0	-	-	-
B	-	-	YK65-G	2643681 R1	1.16	16.0	Std. Wall XLPE Primary Cable	WHITE	2680.0	-	1	-

Connector Name 9766
 Part Number 3543888C1
 Short Description WORK LIGHT
 Instances
 B6.7 - WORK LIGHT - 1 BULB:Diagram1-Combination2
 B6.7 - WORK LIGHT With BackUP 1 BULB - Manual
 Trans:Diagram1-Combination2
 B6.7 - WORK LIGHT With BackUP Alarm - 1 BULB:Diagram1-Combination2
 B6.7 - WORK LIGHT With RKE - 1 BULB:Diagram1-Combination2
 B6.7 - Work Lights LED With Switch Pack - Day Cab:Diagram1-Combination2
 L9 - WORK LIGHT - 1 BULB:Diagram1-Combination2
 L9 - WORK LIGHT With BackUP - 1 BULB - Manual
 Trans:Diagram1-Combination2
 L9 - WORK LIGHT With BackUP - 1 BULB - Manual
 Trans:Diagram1-Combination4
 L9 - WORK LIGHT With BackUP Alarm - 1 BULB:Diagram1-Combination2
 L9 - WORK LIGHT With RKE 1 BULB:Diagram1-Combination2
 L9 - Work Lights LED With Switch Pack - Day Cab:Diagram1-Combination2

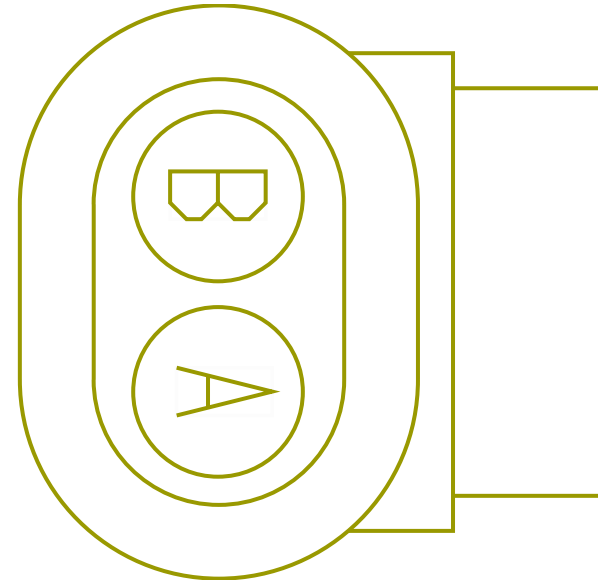


Mates 9766

Name	Terminal Part Number	V-Min	Name	Wire Part Number	Wire CSA	Wire Spec	Wire Material description	Wire Color Description	Wire Length	End2 Terminal Part Number	End2 Pin Name	End2 Connector
A	-	-	SZ65	2643682 R1	1.16	16.0	Std. Wall XLPE Primary Cable	ORANGE	2625.0	-	A	9718
A	-	-	SZ65	2643682 R1	1.16	16.0	Std. Wall XLPE Primary Cable	ORANGE	2625.0	-	A	9767
B	-	-	SZ65-G	2643681 R1	1.16	16.0	Std. Wall XLPE Primary Cable	WHITE	2625.0	-	B	9718

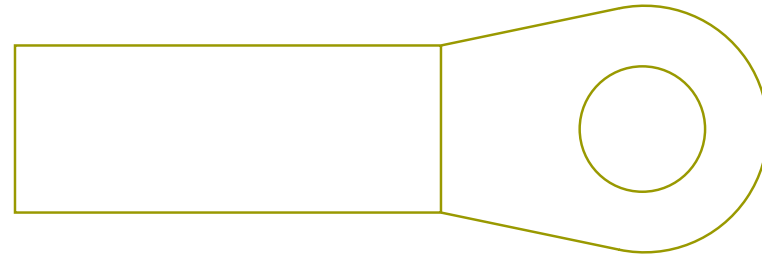
Name	Terminal Part Number	V-Min	Name	Wire Part Number	Wire CSA	Wire Spec	Wire Material description	Wire Color Description	Wire Length	End2 Terminal Part Number	End2 Pin Name	End2 Connector
B	-	-	SZ65-G	2643681 R1	1.16	16.0	Std. Wall XLPE Primary Cable	WHITE	2625.0	-	B	9767

Connector Name 9767
 Part Number 1661778C1
 Instances B6.7 - Work Lights LED With Switch Pack - Day Cab:Diagram1-Combination2
 Mates 9719



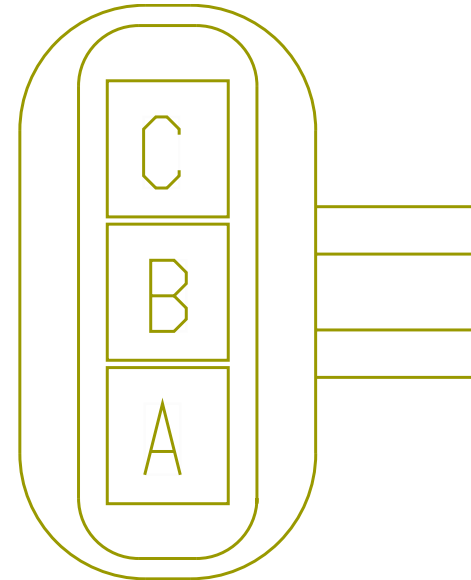
Name	Terminal Part Number	V-Min	Name	Wire Part Number	Wire CSA	Wire Spec	Wire Material description	Wire Color Description	Wire Length	End2 Terminal Part Number	End2 Pin Name	End2 Connector
A	-	-	SZ65	2643682 R1	1.16	16.0	Std. Wall XLPE Primary Cable	ORANGE	2625.0	-	A	9766
B	-	-	SZ65-G	2643681 R1	1.16	16.0	Std. Wall XLPE Primary Cable	WHITE	2625.0	-	B	9766

Connector Name 9771
 Part Number 3710088C1
 Short Description BENDIX BLINDSPOTTER GND EYELET
 Instances B6.7 - Center Chassis Ground Splice Packs
 8802/8805/8807/8809:Diagram1



Name	Terminal Part Number	V-Min	Name	Wire Part Number	Wire CSA	Wire Spec	Wire Material description	Wire Color Description	Wire Length	End2 Terminal Part Number	End2 Pin Name	End2 Connector
1	-	-	UC67-G	2643681 R1	1.16	16.0	Std. Wall XLPE Primary Cable	WHITE	4955.0	-	-	-

Connector Name 9775F
 Part Number 1667740C1
 Short Description LOAD INDICATOR TO CENTER CHASSIS
 Instances
 B6.7 - Axle Loading (Weight) Rear:Diagram1-Combination1
 B6.7 - Axle Loading (Weight) Rear:Diagram1-Combination2
 B6.7 - Rear Suspension Pressure Monitoring (Auxiliary Gauge):Diagram1-Combination1
 B6.7 - Rear Suspension Pressure Monitoring (Auxiliary Gauge):Diagram1-Combination2
 B6.7 - Rear Suspension Pressure Monitoring (Virtual Gauge):Diagram1-Combination1
 B6.7 - Rear Suspension Pressure Monitoring (Virtual Gauge):Diagram1-Combination2
 L9 - Rear Suspension Pressure Monitoring (Auxiliary Gauge):Diagram1-Combination2

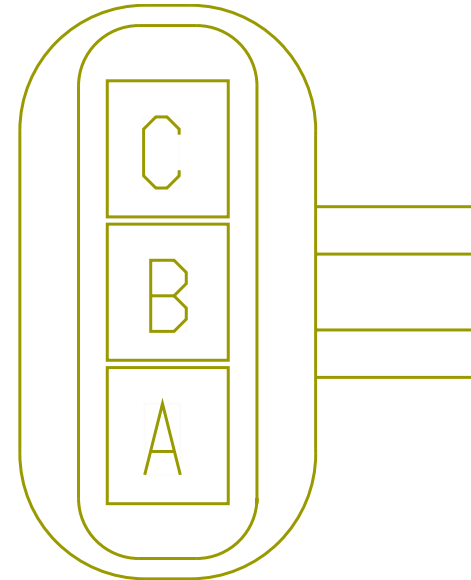


Mates 9865M

Name	Terminal Part Number	V-Min	Name	Wire Part Number	Wire CSA	Wire Spec	Wire Material description	Wire Color Description	Wire Length	End2 Terminal Part Number	End2 Pin Name	End2 Connector
A	-	-	RT9M	2643673 R1	0.79	18.0	Std. Wall XLPE Primary Cable	GREY	2960.0	-	A	9830
A	-	-	RU9N	2643673 R1	0.79	18.0	Std. Wall XLPE Primary Cable	GREY	1960.0	-	A	9832
B	-	-	RT6H	2643673 R1	0.79	18.0	Std. Wall XLPE Primary Cable	GREY	2960.0	-	B	9830
B	-	-	RU6J	2643673 R1	0.79	18.0	Std. Wall XLPE Primary Cable	GREY	1960.0	-	B	9832

Name	Terminal Part Number	V-Min	Name	Wire Part Number	Wire CSA	Wire Spec	Wire Material description	Wire Color Description	Wire Length	End2 Terminal Part Number	End2 Pin Name	End2 Connector
C	-	-	RU61D	2643673 R1	0.79	18.0	Std. Wall XLPE Primary Cable	GREY	1960.0	-	C	9832
C	-	-	RT61C	2643673 R1	0.79	18.0	Std. Wall XLPE Primary Cable	GREY	2960.0	-	C	9830

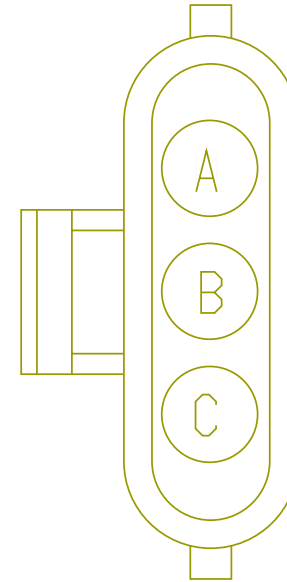
Connector Name 9775F
 Part Number 1667740C1
 Short Description LOAD INDICATOR TO CENTER CHASSIS
 Instances L9 - Axle Loading (Weight) Rear:Diagram1-Combination1
 L9 - Axle Loading (Weight) Rear:Diagram1-Combination2
 L9 - Rear Suspension Pressure Monitoring (Auxiliary Gauge):Diagram1-Combination1
 L9 - Rear Suspension Pressure Monitoring (Virtual Gauge):Diagram1-Combination1
 L9 - Rear Suspension Pressure Monitoring (Virtual Gauge):Diagram1-Combination2
 Mates 9865M



Name	Terminal Part Number	V-Min	Name	Wire Part Number	Wire CSA	Wire Spec	Wire Material description	Wire Color Description	Wire Length	End2 Terminal Part Number	End2 Pin Name	End2 Connector
A	-	-	RT9M	2643673 R1	0.79	18.0	Std. Wall XLPE Primary Cable	GREY	2960.0	-	A	9830
A	-	-	RU9N	2643673 R1	0.79	18.0	Std. Wall XLPE Primary Cable	GREY	1960.0	-	A	9832
B	-	-	RT6H	2643673 R1	0.79	18.0	Std. Wall XLPE Primary Cable	GREY	2960.0	-	B	9830
B	-	-	RU6J	2643673 R1	0.79	18.0	Std. Wall XLPE Primary Cable	GREY	1960.0	-	B	9832

Name	Terminal Part Number	V-Min	Name	Wire Part Number	Wire CSA	Wire Spec	Wire Material description	Wire Color Description	Wire Length	End2 Terminal Part Number	End2 Pin Name	End2 Connector
C	-	-	RT61C	2643673 R1	0.79	18.0	Std. Wall XLPE Primary Cable	GREY	2960.0	-	C	9830
C	-	-	RU61D	2643673 R1	0.79	18.0	Std. Wall XLPE Primary Cable	GREY	1960.0	-	C	9832

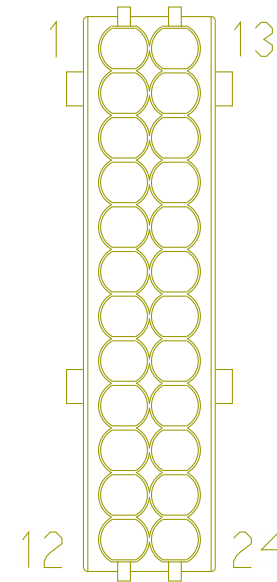
Connector Name 9781M
 Part Number 1667733C1
 Instances L9 - Auxiliary Trailer Power:Diagram1
 Mates CONN-AUX_TRAILER-3005-01-0 1A



Name	Terminal Part Number	V-Min	Name	Wire Part Number	Wire CSA	Wire Spec	Wire Material description	Wire Color Description	Wire Length	End2 Terminal Part Number	End2 Pin Name	End2 Connector
C	-	-	NB72	2643755 R1	3.01	12.0	Std. Wall XLPE Primary Cable	ORANGE	2655.0	-	11	1701F

Connector Name 9800
 Part Number 3558022C1
 Short Description CONNECTION TO CENTER HARNESS
 Instances

- B6.7 - Antilock Brake System (ABS) - Wabco 4 Channel Implementation:Diagram1
- B6.7 - Antilock Brake System (ABS)-BENDIX 4 Channel Implemenation:Diagram1
- B6.7 - Back-Up Alarm (Automatic) W/ Tailboard:Diagram1
- B6.7 - Back-Up Alarm (Automatic) W/O Tailboard:Diagram1
- B6.7 - Back-Up Alarm (Manual) W/ Tailboard:Diagram1
- B6.7 - Back-Up Alarm (Manual) W/O Tailboard:Diagram1
- B6.7 - Backup Light (Dual Daisy Reverse LT) Allison/ZF Trans 1K/2K:Diagram1-Combination1
- B6.7 - Backup Light (Dual Daisy Reverse LT) Allison/ZF Trans 1K/2K:Diagram1-Combination2
- B6.7 - Backup Light (Dual Daisy Reverse LT) Allison/ZF Trans 3K/4K:Diagram1-Combination1
- B6.7 - Backup Light (Dual Daisy Reverse LT) Allison/ZF Trans 3K/4K:Diagram1-Combination2
- B6.7 - Backup Light (Dual Reverse Light) Allison/ZF Trans 1K/2K:Diagram1-Combination1
- B6.7 - Backup Light (Dual Reverse Light) Allison/ZF Trans 1K/2K:Diagram1-Combination2
- B6.7 - Backup Light (Dual Reverse Light) Allison/ZF Trans 3K/4K:Diagram1-Combination1
- B6.7 - Backup Light (Dual Reverse Light) Allison/ZF Trans 3K/4K:Diagram1-Combination2
- B6.7 - Backup Light (Single Reverse Light) Allison 1K/2K:Diagram1-Combination1
- B6.7 - Backup Light (Single Reverse Light) Allison 1K/2K:Diagram1-Combination2
- B6.7 - Backup Light (Single Reverse Light) Allison 3K/4K:Diagram1-Combination1
- B6.7 - Backup Light (Single Reverse Light) Allison 3K/4K:Diagram1-Combination2
- B6.7 - Backup Light Single Reverse Light Allison 1K/2K:Diagram1-Combination1
- B6.7 - Backup Light Single Reverse Light Allison 1K/2K:Diagram1-Combination2
- B6.7 - Backup Light Single Reverse Light Allison 3K/4K:Diagram1-Combination1
- B6.7 - Backup Light Single Reverse Light Allison 3K/4K:Diagram1-Combination2



B6.7 - Backup Light(Single Reverse Light) Allison
1K/2K:Diagram1-Combination1
B6.7 - Backup Light(Single Reverse Light) Allison
1K/2K:Diagram1-Combination2
B6.7 - Backup Light(Single Reverse Light) Allison
3K/4K:Diagram1-Combination1
B6.7 - Backup Light(Single Reverse Light) Allison
3K/4K:Diagram1-Combination2
B6.7 - Backup Lights (Dual Daisy Reverse) Eaton/Manual
Trans:Diagram1
B6.7 - Backup Lights (Dual Reverse Light) Eaton/Manual
Trans:Diagram1
B6.7 - Backup Lights (Reverse Lights) - Dual Lights with
Procision:Diagram1
B6.7 - Backup Lights (Reverse Lights) - Procision Daisy
Chain:Diagram1
B6.7 - Backup Lights (Reverse Lights) - Procision with Tailboard
Lights:Diagram1
B6.7 - Backup Lights (Single Reverse Lights) Eaton/Manual
Trans:Diagram1
B6.7 - Directional Signal (Turn) W/ DAISY CHAIN BOX
LAMPS:Diagram1
B6.7 - Directional Signal (Turn) W/ Daisy Chain Box Lamps W/
Plow Lights:Diagram1
B6.7 - Directional Signal (Turn) W/ LED BOX LAMPS:Diagram1
B6.7 - Directional Signal (Turn) W/ LED BOX LAMPS W/Plow
Lights:Diagram1
B6.7 - Directional Signal (Turn) W/ Single Tail Board W/Hazard
SW:Diagram1
B6.7 - Directional Signal (Turn) W/ Single Tail Board W/Plow
Lights:Diagram1
B6.7 - Driver Controlled Locking Differential - RR Axle (Dana w/
one sw):Diagram1
B6.7 - Driver Controlled Locking Differential - RR Axle (Dana w/
one sw):Diagram1
B6.7 - Driver Controlled Locking Differential - RR Axle (Meritor
w/ one sw):Diagram1
B6.7 - Rear Light (LED BOX LAMP Tail Light):Diagram1
B6.7 - Rear Light (Tail Light):Diagram1
B6.7 - Rear Light (Tail Light) W Daisy Chain pair of Box
Lamps:Diagram1
B6.7 - Rear Light Tail Light:Diagram1
B6.7 - Rear Lights Stop (Daisy Chain):Diagram1
B6.7 - Rear Lights Stop - Dual Assembly:Diagram1

B6.7 - Rear Lights Stop - Single Assembly:Diagram1
B6.7 - Traction Control Bendix:Diagram1-Combination1
B6.7 - Traction Control Bendix:Diagram1-Combination2
L9 - Antilock Brake System (ABS) - BENDIX 4 Channel
Implementation:Diagram1
L9 - Antilock Brake System (ABS) - Wabco 4 Channel
Implementation:Diagram1-Combination1
L9 - Antilock Brake System (ABS) - Wabco 4 Channel
Implementation:Diagram1-Combination2
L9 - Axle Temperature Monitoring (Single Rear Aux
Gauge):Diagram1
L9 - Axle Temperature Monitoring (Single Rear Virtual
Gauge):Diagram1
L9 - Axle Temperature Monitoring (Tandem Rear Aux
Gauge):Diagram1
L9 - Axle Temperature Monitoring (Tandem Rear Virtual
Gauge):Diagram1
L9 - Back-Up Alarm (Automatic) W/ Tailboard:Diagram1
L9 - Back-Up Alarm (Automatic) W/O Tailboard:Diagram1
L9 - Back-Up Alarm (Manual) W/ Tailboard:Diagram1-
Combination1
L9 - Back-Up Alarm (Manual) W/ Tailboard:Diagram1-
Combination2
L9 - Back-Up Alarm (Manual) W/O Tailboard:Diagram1-
Combination1
L9 - Back-Up Alarm (Manual) W/O Tailboard:Diagram1-
Combination2
L9 - Backup Light (Dual Daisy Reverse) Allison/ZF Trans
3K/4K:Diagram1-Combination1
L9 - Backup Light (Dual Daisy Reverse) Allison/ZF Trans
3K/4K:Diagram1-Combination2
L9 - Backup Light (Dual Reverse Light) Allison/ZF Trans
3K/4K:Diagram1-Combination1
L9 - Backup Light (Dual Reverse Light) Allison/ZF Trans
3K/4K:Diagram1-Combination2
L9 - Backup Light (Single Reverse Light) - Allison
3K/4K:Diagram1-Combination1
L9 - Backup Light (Single Reverse Light) - Allison
3K/4K:Diagram1-Combination2
L9 - Backup Light (Single Reverse Light) Allison
3K/4K:Diagram1-Combination1
L9 - Backup Light (Single Reverse Light) Allison
3K/4K:Diagram1-Combination2

L9 - Backup Light - (Single Reverse Light) Allison
3K/4K:Diagram1-Combination1
L9 - Backup Light - (Single Reverse Light) Allison
3K/4K:Diagram1-Combination2
L9 - Backup Lights (Dual Daisy Reverse) Eaton/Manual
Trans:Diagram1-Combination1
L9 - Backup Lights (Dual Daisy Reverse) Eaton/Manual
Trans:Diagram1-Combination2
L9 - Backup Lights (Dual Reverse Light) Eaton/Manual
Trans:Diagram1-Combination1
L9 - Backup Lights (Dual Reverse Light) Eaton/Manual
Trans:Diagram1-Combination2
L9 - Backup Lights (Single Reverse Lights) Eaton/Manual
Trans:Diagram1-Combination1
L9 - Backup Lights (Single Reverse Lights) Eaton/Manual
Trans:Diagram1-Combination2
L9 - Directional Signal (Turn) W/ DAISY CHAIN BOX
LAMPS:Diagram1
L9 - Directional Signal (Turn) W/ Daisy Chain Box Lamps W/
Plow Lights:Diagram1
L9 - Directional Signal (Turn) W/ LED BOX LAMPS:Diagram1
L9 - Directional Signal (Turn) W/ LED BOX LAMPS W/Plow
Lights:Diagram1
L9 - Directional Signal (Turn) W/ Single Tail Board W/Hazard
SW:Diagram1
L9 - Directional Signal (Turn) W/ Single Tail Board W/Plow
Lights:Diagram1
L9 - Driver Controlled Locking Differential - FR and RR Axles
(Meritor w/ two sw):Diagram1
L9 - Driver Controlled Locking Differential - FR & RR Axle (Dana
w/ one switch):Diagram1
L9 - Driver Controlled Locking Differential - FR & RR Axle
(Meritor w/ one sw):Diagram1
L9 - Driver Controlled Locking Differential - RR Axle (Dana w/
one sw):Diagram1
L9 - Driver Controlled Locking Differential - RR Axle (Meritor w/
one sw):Diagram1
L9 - License Plate Light (LED BOX LAMP Daisy Chain Tail
Light):Diagram1
L9 - License Plate Light (LED BOX LAMP Tail Light):Diagram1
L9 - License Plate Light (Tail Light Single Assy):Diagram1
L9 - License Plate Light (Tail Light Single Assy)
Option2:Diagram1

L9 - License Plate Light (Tail Light Single Assy)
Option3:Diagram1
L9 - License Plate Light (Tail Light Single Assy) W/Less Power
Module:Diagram1
L9 - Rear Light (LED BOX LAMP Tail Light):Diagram1
L9 - Rear Light (Tail Light):Diagram1
L9 - Rear Light (Tail Light) W/Daisy Chain pair of Box
Lamps:Diagram1
L9 - Rear Lights Stop (Daisy Chain):Diagram1
L9 - Rear Lights Stop - Dual Assembly:Diagram1
L9 - Rear Lights Stop - Single Assembly:Diagram1
L9 - Traction Control Bendix:Diagram1

Mates 9800

Name	Terminal Part Number	V-Min	Name	Wire Part Number	Wire CSA	Wire Spec	Wire Material description	Wire Color Description	Wire Length	End2 Terminal Part Number	End2 Pin Name	End2 Connector
1	-	-	RB71	2643690 R1	1.91	14.0	Std. Wall XLPE Primary Cable	ORANGE	2875.0	-	A	9303A
1	-	-	RK71A	2643690 R1	1.91	14.0	Std. Wall XLPE Primary Cable	ORANGE	4580.0	-	1	1701F
1	-	-	SL71A	2643690 R1	1.91	14.0	Std. Wall XLPE Primary Cable	ORANGE	4480.0	-	1	1701
1	-	-	RB71	2643690 R1	1.91	14.0	Std. Wall XLPE Primary Cable	ORANGE	2875.0	-	A	9303
1	-	-	R71	2643690 R1	1.91	14.0	Std. Wall XLPE Primary Cable	ORANGE	2875.0	-	A	9303

Name	Terminal Part Number	V-Min	Name	Wire Part Number	Wire CSA	Wire Spec	Wire Material description	Wire Color Description	Wire Length	End2 Terminal Part Number	End2 Pin Name	End2 Connector
1	-	-	R71	2643690 R1	1.91	14.0	Std. Wall XLPE Primary Cable	ORANGE	2875.0	-	A	9303A
1	-	-	RB71	2643690 R1	1.91	14.0	Std. Wall XLPE Primary Cable	ORANGE	2875.0	-	-	-
1	-	-	SL71A	2643690 R1	1.91	14.0	Std. Wall XLPE Primary Cable	ORANGE	4480.0	-	1	9800
2	-	-	RB56	2643690 R1	1.91	14.0	Std. Wall XLPE Primary Cable	ORANGE	2875.0	-	B	9303A
2	-	-	RB56	2643690 R1	1.91	14.0	Std. Wall XLPE Primary Cable	ORANGE	2875.0	-	B	9303
2	-	-	RK56	2643690 R1	1.91	14.0	Std. Wall XLPE Primary Cable	ORANGE	4580.0	-	2	1701F
2	-	-	RB56	2643690 R1	1.91	14.0	Std. Wall XLPE Primary Cable	ORANGE	2875.0	-	A	9303A
3	-	-	RB57	2643690 R1	1.91	14.0	Std. Wall XLPE Primary Cable	ORANGE	2875.0	-	C	9303A

Name	Terminal Part Number	V-Min	Name	Wire Part Number	Wire CSA	Wire Spec	Wire Material description	Wire Color Description	Wire Length	End2 Terminal Part Number	End2 Pin Name	End2 Connector
3	-	-	RB57	2643690 R1	1.91	14.0	Std. Wall XLPE Primary Cable	ORANGE	2875.0	-	C	9303
3	-	-	RK57	2643690 R1	1.91	14.0	Std. Wall XLPE Primary Cable	ORANGE	4580.0	-	3	1701F
4	-	-	RB68	2643688 R1	1.91	14.0	Std. Wall XLPE Primary Cable	BROWN	2875.0	-	D	9303A
4	-	-	RB68	2643688 R1	1.91	14.0	Std. Wall XLPE Primary Cable	BROWN	2875.0	-	D	9303
4	-	-	RK68	2643688 R1	1.91	14.0	Std. Wall XLPE Primary Cable	BROWN	4580.0	-	4	1701F
5	-	-	RM32A	2643676 R1	0.79	18.0	Std. Wall XLPE Primary Cable	TAN	1860.0	-	1	9811
6	-	-	RM32	2643676 R1	0.79	18.0	Std. Wall XLPE Primary Cable	TAN	2510.0	-	1	9812
6	-	-	RL32	2643676 R1	0.79	18.0	Std. Wall XLPE Primary Cable	TAN	2510.0	-	1	9812

Name	Terminal Part Number	V-Min	Name	Wire Part Number	Wire CSA	Wire Spec	Wire Material description	Wire Color Description	Wire Length	End2 Terminal Part Number	End2 Pin Name	End2 Connector
7	-	-	AJ49	2643674 R1	0.79	18.0	Std. Wall XLPE Primary Cable	WHITE	2660.0	-	A	9814A
7	-	-	RO49	2643673 R1	0.79	18.0	Std. Wall XLPE Primary Cable	GREY	2260.0	-	A	9814
8	-	-	RN49A	2643673 R1	0.79	18.0	Std. Wall XLPE Primary Cable	GREY	2130.0	-	A	9815
8	-	-	AJ49A	2643674 R1	0.79	18.0	Std. Wall XLPE Primary Cable	WHITE	2560.0	-	A	9815A
9	-	-	RN49-GA	2643674 R1	0.79	18.0	Std. Wall XLPE Primary Cable	WHITE	2130.0	-	B	9815
9	-	-	RO10-GB	2643674 R1	0.79	18.0	Std. Wall XLPE Primary Cable	WHITE	510.0	-	1	-
9	-	-	AP49-GA	2643674 R1	0.79	18.0	Std. Wall XLPE Primary Cable	WHITE	2560.0	-	B	9815A
9	-	-	AJ10-GB	2643674 R1	0.79	18.0	Std. Wall XLPE Primary Cable	WHITE	360.0	-	1	-

Name	Terminal Part Number	V-Min	Name	Wire Part Number	Wire CSA	Wire Spec	Wire Material description	Wire Color Description	Wire Length	End2 Terminal Part Number	End2 Pin Name	End2 Connector
9	-	-	RO10-GB	2643674 R1	0.79	18.0	Std. Wall XLPE Primary Cable	WHITE	510.0	-	X	-
11	-	-	RM9B	2643673 R1	0.79	18.0	Std. Wall XLPE Primary Cable	GREY	635.0	-	1	-
11	-	-	RL9C	2643673 R1	0.79	18.0	Std. Wall XLPE Primary Cable	GREY	2510.0	-	2	9812
12	-	-	RB10-G	3510362 R1	3.01	12.0	Thin Wall XLPE Primary Cable	WHITE	2875.0	-	E	9303A
12	-	-	SL10-G	3510362 R1	3.01	12.0	Thin Wall XLPE Primary Cable	WHITE	1920.0	-	-	-
12	-	-	RB10-G	3510362 R1	3.01	12.0	Thin Wall XLPE Primary Cable	WHITE	2875.0	-	E	9303
12	-	-	SL10-G	3510362 R1	3.01	12.0	Thin Wall XLPE Primary Cable	WHITE	1920.0	-	12	9800
12	-	-	RB10-G	3510362 R1	3.01	12.0	Thin Wall XLPE Primary Cable	WHITE	2875.0	-	-	-

Name	Terminal Part Number	V-Min	Name	Wire Part Number	Wire CSA	Wire Spec	Wire Material description	Wire Color Description	Wire Length	End2 Terminal Part Number	End2 Pin Name	End2 Connector
13	-	-	[RE94M]	V-18-GXL	0.79	18.0	Std. Wall XLPE Primary Cable	Not Applicable	1125.0	-	1	9911
13	-	-	[RV94WL]	V-18-GXL	0.79	18.0	Std. Wall XLPE Primary Cable	Not Applicable	1465.0	-	1	9516
13	-	-	RC94A	2643680 R1	1.16	16.0	Std. Wall XLPE Primary Cable	GREY	965.0	-	1	M02_9501
13	-	-	MR94WL	3510312 R1	1.16	16.0	Thin Wall XLPE Primary Cable	GREY	4480.0	-	14	1701F
14	-	-	[RE94N]	V-18-GXL	0.79	18.0	Std. Wall XLPE Primary Cable	Not Applicable	1125.0	-	2	9911
14	-	-	[RV94WM]	V-18-GXL	0.79	18.0	Std. Wall XLPE Primary Cable	Not Applicable	1465.0	-	2	9516
14	-	-	RC94B	2643682 R1	1.16	16.0	Std. Wall XLPE Primary Cable	ORANGE	965.0	-	2	M02_9501
14	-	-	MR94WM	3510312 R1	1.16	16.0	Thin Wall XLPE Primary Cable	GREY	4480.0	-	15	1701F

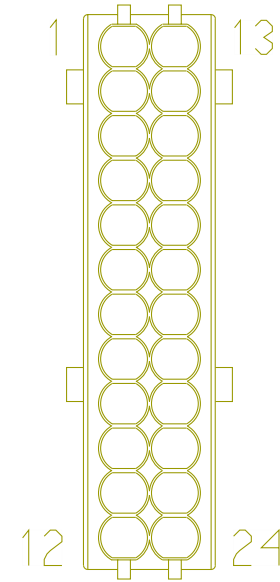
Name	Terminal Part Number	V-Min	Name	Wire Part Number	Wire CSA	Wire Spec	Wire Material description	Wire Color Description	Wire Length	End2 Terminal Part Number	End2 Pin Name	End2 Connector
15	-	-	[RV94WS]	V-18-GXL	0.79	18.0	Std. Wall XLPE Primary Cable	Not Applicable	2075.0	-	1	9517
15	-	-	[RE94P]	V-18-GXL	0.79	18.0	Std. Wall XLPE Primary Cable	Not Applicable	2075.0	-	1	9505
15	-	-	RC94C	2643721 R1	1.16	16.0	Std. Wall XLPE Primary Cable	DARK BLUE	1500.0	-	1	M02_9503
15	-	-	MR94WS	3510312 R1	1.16	16.0	Thin Wall XLPE Primary Cable	GREY	4480.0	-	22	1701F
16	-	-	[RV94WT]	V-18-GXL	0.79	18.0	Std. Wall XLPE Primary Cable	Not Applicable	2075.0	-	2	9517
16	-	-	[RE94R]	V-18-GXL	0.79	18.0	Std. Wall XLPE Primary Cable	Not Applicable	2075.0	-	2	9505
16	-	-	RC94D	2643684 R1	1.16	16.0	Std. Wall XLPE Primary Cable	YELLOW 2	1500.0	-	2	M02_9503
16	-	-	MR94WT	3510312 R1	1.16	16.0	Thin Wall XLPE Primary Cable	GREY	4480.0	-	23	1701F

Name	Terminal Part Number	V-Min	Name	Wire Part Number	Wire CSA	Wire Spec	Wire Material description	Wire Color Description	Wire Length	End2 Terminal Part Number	End2 Pin Name	End2 Connector
17	-	-	[RV94WN]	V-18-GXL	0.79	18.0	Std. Wall XLPE Primary Cable	Not Applicable	1110.0	-	1	9518
17	-	-	RC94E	3510294 R1	1.16	16.0	Thin Wall XLPE Primary Cable	BLACK	965.0	-	A	9502
17	-	-	MR94WN	3510313 R1	1.91	14.0	Thin Wall XLPE Primary Cable	GREY	4580.0	-	18	1701F
18	-	-	[RV94G7]	V-18-GXL	0.79	18.0	Std. Wall XLPE Primary Cable	Not Applicable	1110.0	-	2	9518
18	-	-	RC94F	3510366 R1	1.16	16.0	Thin Wall XLPE Primary Cable	RED	965.0	-	B	9502
18	-	-	MR94-G7	2643782 R1	1.91	14.0	Std. Wall XLPE Primary Cable	GREY	4480.0	-	24	1701F
19	-	-	[RV94WR]	V-18-GXL	0.79	18.0	Std. Wall XLPE Primary Cable	Not Applicable	1110.0	-	3	9518
19	-	-	RC94H	3510306 R1	1.16	16.0	Thin Wall XLPE Primary Cable	BROWN	965.0	-	C	9502

Name	Terminal Part Number	V-Min	Name	Wire Part Number	Wire CSA	Wire Spec	Wire Material description	Wire Color Description	Wire Length	End2 Terminal Part Number	End2 Pin Name	End2 Connector
19	-	-	MR94WR	3510313 R1	1.91	14.0	Thin Wall XLPE Primary Cable	GREY	4580.0	-	19	1701F
20	-	-	[RV94WU]	V-18-GXL	0.79	18.0	Std. Wall XLPE Primary Cable	Not Applicable	1760.0	-	1	9519
20	-	-	RC94J	3510348 R1	1.16	16.0	Thin Wall XLPE Primary Cable	VIOLET	1400.0	-	A	9504
20	-	-	MR94WU	3510313 R1	1.91	14.0	Thin Wall XLPE Primary Cable	GREY	4580.0	-	17	1701F
21	-	-	[RV94G6]	V-18-GXL	0.79	18.0	Std. Wall XLPE Primary Cable	Not Applicable	1760.0	-	2	9519
21	-	-	RC94K	3510300 R1	1.16	16.0	Thin Wall XLPE Primary Cable	LIGHT GREEN	1400.0	-	B	9504
21	-	-	MR94-G6	2643782 R1	1.91	14.0	Std. Wall XLPE Primary Cable	GREY	4480.0	-	25	1701F
22	-	-	[RV94WW]	V-18-GXL	0.79	18.0	Std. Wall XLPE Primary Cable	Not Applicable	1760.0	-	3	9519

Name	Terminal Part Number	V-Min	Name	Wire Part Number	Wire CSA	Wire Spec	Wire Material description	Wire Color Description	Wire Length	End2 Terminal Part Number	End2 Pin Name	End2 Connector
22	-	-	RC94L	3510342 R1	1.16	16.0	Thin Wall XLPE Primary Cable	LIGHT BLUE	1400.0	-	C	9504
22	-	-	MR94WW	3510313 R1	1.91	14.0	Thin Wall XLPE Primary Cable	GREY	4580.0	-	16	1701F
23	-	-	RD94BD	3510306 R1	1.16	16.0	Thin Wall XLPE Primary Cable	BROWN	410.0	-	2	9512
23	-	-	UD94BD	3510306 R1	1.16	16.0	Thin Wall XLPE Primary Cable	BROWN	1865.0	-	2	4952
23	-	-	RD94BD	3510306 R1	1.16	16.0	Thin Wall XLPE Primary Cable	BROWN	410.0	-	2	R01_4950
24	-	-	RD94BE	3510336 R1	1.16	16.0	Thin Wall XLPE Primary Cable	YELLOW 2	410.0	-	1	9512
24	-	-	UD94BE	3510336 R1	1.16	16.0	Thin Wall XLPE Primary Cable	YELLOW 2	1865.0	-	1	4952
24	-	-	RD94BE	3510336 R1	1.16	16.0	Thin Wall XLPE Primary Cable	YELLOW 2	410.0	-	1	R01_4950

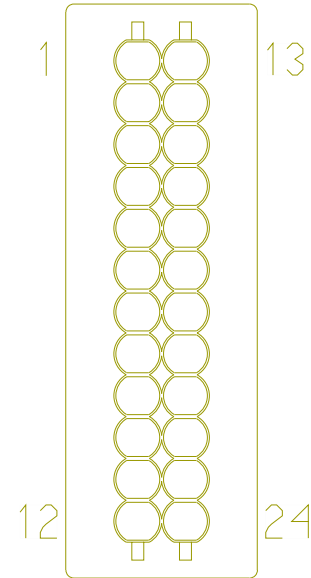
Connector Name 9800
 Part Number 3558022C1
 Short Description CONNECTION TO CENTER HARNESS
 Instances B6.7 - License Plate Light (Tail Light Single Assy.) W/Less
 Power Module:Diagram1
 Mates 9800



Name	Terminal Part Number	V-Min	Name	Wire Part Number	Wire CSA	Wire Spec	Wire Material description	Wire Color Description	Wire Length	End2 Terminal Part Number	End2 Pin Name	End2 Connector
4	-	-	RB68	2643688 R1	1.91	14.0	Std. Wall XLPE Primary Cable	BROWN	2875.0	-	D	9303
12	-	-	RB10-G	3510362 R1	3.01	12.0	Thin Wall XLPE Primary Cable	WHITE	2875.0	-	E	9303

Connector Name 9800
 Part Number 3558026C1
 Short Description CONNECTION TO REAR CHASSIS HARNESS
 Instances

- B6.7 - Antilock Brake System (ABS) - Wabco 4 Channel Implementation:Diagram1
- B6.7 - Antilock Brake System (ABS)-BENDIX 4 Channel Implemenation:Diagram1
- B6.7 - Back-Up Alarm (Automatic) W/ Tailboard:Diagram1
- B6.7 - Back-Up Alarm (Automatic) W/O Tailboard:Diagram1
- B6.7 - Back-Up Alarm (Manual) W/ Tailboard:Diagram1
- B6.7 - Back-Up Alarm (Manual) W/O Tailboard:Diagram1
- B6.7 - Backup Light (Dual Daisy Reverse LT) Allison/ZF Trans 1K/2K:Diagram1-Combination1
- B6.7 - Backup Light (Dual Daisy Reverse LT) Allison/ZF Trans 1K/2K:Diagram1-Combination2
- B6.7 - Backup Light (Dual Daisy Reverse LT) Allison/ZF Trans 3K/4K:Diagram1-Combination1
- B6.7 - Backup Light (Dual Daisy Reverse LT) Allison/ZF Trans 3K/4K:Diagram1-Combination2
- B6.7 - Backup Light (Dual Reverse Light) Allison/ZF Trans 1K/2K:Diagram1-Combination1
- B6.7 - Backup Light (Dual Reverse Light) Allison/ZF Trans 1K/2K:Diagram1-Combination2
- B6.7 - Backup Light (Dual Reverse Light) Allison/ZF Trans 3K/4K:Diagram1-Combination1
- B6.7 - Backup Light (Dual Reverse Light) Allison/ZF Trans 3K/4K:Diagram1-Combination2
- B6.7 - Backup Light (Single Reverse Light) Allison 1K/2K:Diagram1-Combination1
- B6.7 - Backup Light (Single Reverse Light) Allison 1K/2K:Diagram1-Combination2
- B6.7 - Backup Light (Single Reverse Light) Allison 3K/4K:Diagram1-Combination1
- B6.7 - Backup Light (Single Reverse Light) Allison 3K/4K:Diagram1-Combination2
- B6.7 - Backup Light Single Reverse Light Allison 1K/2K:Diagram1-Combination1
- B6.7 - Backup Light Single Reverse Light Allison 1K/2K:Diagram1-Combination2
- B6.7 - Backup Light Single Reverse Light Allison 3K/4K:Diagram1-Combination1
- B6.7 - Backup Light Single Reverse Light Allison 3K/4K:Diagram1-Combination2



B6.7 - Backup Light(Single Reverse Light) Allison
1K/2K:Diagram1-Combination1
B6.7 - Backup Light(Single Reverse Light) Allison
1K/2K:Diagram1-Combination2
B6.7 - Backup Light(Single Reverse Light) Allison
3K/4K:Diagram1-Combination1
B6.7 - Backup Light(Single Reverse Light) Allison
3K/4K:Diagram1-Combination2
B6.7 - Backup Lights (Dual Daisy Reverse) Eaton/Manual
Trans:Diagram1
B6.7 - Backup Lights (Dual Reverse Light) Eaton/Manual
Trans:Diagram1
B6.7 - Backup Lights (Reverse Lights) - Dual Lights with
Procision:Diagram1
B6.7 - Backup Lights (Reverse Lights) - Procision Daisy
Chain:Diagram1
B6.7 - Backup Lights (Reverse Lights) - Procision with Tailboard
Lights:Diagram1
B6.7 - Backup Lights (Single Reverse Lights) Eaton/Manual
Trans:Diagram1
B6.7 - Directional Signal (Turn) W/ DAISY CHAIN BOX
LAMPS:Diagram1
B6.7 - Directional Signal (Turn) W/ Daisy Chain Box Lamps W/
Plow Lights:Diagram1
B6.7 - Directional Signal (Turn) W/ LED BOX LAMPS:Diagram1
B6.7 - Directional Signal (Turn) W/ LED BOX LAMPS W/Plow
Lights:Diagram1
B6.7 - Directional Signal (Turn) W/ Single Tail Board W/Hazard
SW:Diagram1
B6.7 - Directional Signal (Turn) W/ Single Tail Board W/Plow
Lights:Diagram1
B6.7 - Driver Controlled Locking Differential - RR Axle (Dana w/
one sw):Diagram1
B6.7 - Driver Controlled Locking Differential - RR Axle (Dana w/
one sw):Diagram1
B6.7 - Driver Controlled Locking Differential - RR Axle (Meritor
w/ one sw):Diagram1
B6.7 - Rear Light (LED BOX LAMP Tail Light):Diagram1
B6.7 - Rear Light (Tail Light):Diagram1
B6.7 - Rear Light (Tail Light) W Daisy Chain pair of Box
Lamps:Diagram1
B6.7 - Rear Light Tail Light:Diagram1
B6.7 - Rear Lights Stop (Daisy Chain):Diagram1
B6.7 - Rear Lights Stop - Dual Assembly:Diagram1

B6.7 - Rear Lights Stop - Single Assembly:Diagram1
B6.7 - Traction Control Bendix:Diagram1-Combination1
B6.7 - Traction Control Bendix:Diagram1-Combination2
L9 - Antilock Brake System (ABS) - BENDIX 4 Channel
Implementation:Diagram1
L9 - Antilock Brake System (ABS) - Wabco 4 Channel
Implementation:Diagram1-Combination1
L9 - Antilock Brake System (ABS) - Wabco 4 Channel
Implementation:Diagram1-Combination2
L9 - Axle Temperature Monitoring (Single Rear Aux
Gauge):Diagram1
L9 - Axle Temperature Monitoring (Single Rear Virtual
Gauge):Diagram1
L9 - Axle Temperature Monitoring (Tandem Rear Aux
Gauge):Diagram1
L9 - Axle Temperature Monitoring (Tandem Rear Virtual
Gauge):Diagram1
L9 - Back-Up Alarm (Automatic) W/ Tailboard:Diagram1
L9 - Back-Up Alarm (Automatic) W/O Tailboard:Diagram1
L9 - Back-Up Alarm (Manual) W/ Tailboard:Diagram1-
Combination1
L9 - Back-Up Alarm (Manual) W/ Tailboard:Diagram1-
Combination2
L9 - Back-Up Alarm (Manual) W/O Tailboard:Diagram1-
Combination1
L9 - Back-Up Alarm (Manual) W/O Tailboard:Diagram1-
Combination2
L9 - Backup Light (Dual Daisy Reverse) Allison/ZF Trans
3K/4K:Diagram1-Combination1
L9 - Backup Light (Dual Daisy Reverse) Allison/ZF Trans
3K/4K:Diagram1-Combination2
L9 - Backup Light (Dual Reverse Light) Allison/ZF Trans
3K/4K:Diagram1-Combination1
L9 - Backup Light (Dual Reverse Light) Allison/ZF Trans
3K/4K:Diagram1-Combination2
L9 - Backup Light (Single Reverse Light) - Allison
3K/4K:Diagram1-Combination1
L9 - Backup Light (Single Reverse Light) - Allison
3K/4K:Diagram1-Combination2
L9 - Backup Light (Single Reverse Light) Allison
3K/4K:Diagram1-Combination1
L9 - Backup Light (Single Reverse Light) Allison
3K/4K:Diagram1-Combination2

L9 - Backup Light - (Single Reverse Light) Allison
3K/4K:Diagram1-Combination1
L9 - Backup Light - (Single Reverse Light) Allison
3K/4K:Diagram1-Combination2
L9 - Backup Lights (Dual Daisy Reverse) Eaton/Manual
Trans:Diagram1-Combination1
L9 - Backup Lights (Dual Daisy Reverse) Eaton/Manual
Trans:Diagram1-Combination2
L9 - Backup Lights (Dual Reverse Light) Eaton/Manual
Trans:Diagram1-Combination1
L9 - Backup Lights (Dual Reverse Light) Eaton/Manual
Trans:Diagram1-Combination2
L9 - Backup Lights (Single Reverse Lights) Eaton/Manual
Trans:Diagram1-Combination1
L9 - Backup Lights (Single Reverse Lights) Eaton/Manual
Trans:Diagram1-Combination2
L9 - Directional Signal (Turn) W/ DAISY CHAIN BOX
LAMPS:Diagram1
L9 - Directional Signal (Turn) W/ Daisy Chain Box Lamps W/
Plow Lights:Diagram1
L9 - Directional Signal (Turn) W/ LED BOX LAMPS:Diagram1
L9 - Directional Signal (Turn) W/ LED BOX LAMPS W/Plow
Lights:Diagram1
L9 - Directional Signal (Turn) W/ Single Tail Board W/Hazard
SW:Diagram1
L9 - Directional Signal (Turn) W/ Single Tail Board W/Plow
Lights:Diagram1
L9 - Driver Controlled Locking Differential - FR and RR Axles
(Meritor w/ two sw):Diagram1
L9 - Driver Controlled Locking Differential - FR & RR Axle (Dana
w/ one switch):Diagram1
L9 - Driver Controlled Locking Differential - FR & RR Axle
(Meritor w/ one sw):Diagram1
L9 - Driver Controlled Locking Differential - RR Axle (Dana w/
one sw):Diagram1
L9 - Driver Controlled Locking Differential - RR Axle (Meritor w/
one sw):Diagram1
L9 - License Plate Light (LED BOX LAMP Daisy Chain Tail
Light):Diagram1
L9 - License Plate Light (LED BOX LAMP Tail Light):Diagram1
L9 - License Plate Light (Tail Light Single Assy):Diagram1
L9 - License Plate Light (Tail Light Single Assy)
Option2:Diagram1

L9 - License Plate Light (Tail Light Single Assy)
 Option3:Diagram1
 L9 - License Plate Light (Tail Light Single Assy) W/Less Power
 Module:Diagram1
 L9 - Rear Light (LED BOX LAMP Tail Light):Diagram1
 L9 - Rear Light (Tail Light):Diagram1
 L9 - Rear Light (Tail Light) W/Daisy Chain pair of Box
 Lamps:Diagram1
 L9 - Rear Lights Stop (Daisy Chain):Diagram1
 L9 - Rear Lights Stop - Dual Assembly:Diagram1
 L9 - Rear Lights Stop - Single Assembly:Diagram1
 L9 - Traction Control Bendix:Diagram1

Mates 9800

Name	Terminal Part Number	V-Min	Name	Wire Part Number	Wire CSA	Wire Spec	Wire Material description	Wire Color Description	Wire Length	End2 Terminal Part Number	End2 Pin Name	End2 Connector
1	-	-	RK71A	2643690 R1	1.91	14.0	Std. Wall XLPE Primary Cable	ORANGE	4580.0	-	1	1701
1	-	-	RB71	2643690 R1	1.91	14.0	Std. Wall XLPE Primary Cable	ORANGE	2875.0	-	A	9303
1	-	-	R71	2643690 R1	1.91	14.0	Std. Wall XLPE Primary Cable	ORANGE	2875.0	-	A	9303A
1	-	-	SL71A	2643690 R1	1.91	14.0	Std. Wall XLPE Primary Cable	ORANGE	4480.0	-	1	1701F
1	-	-	R71	2643690 R1	1.91	14.0	Std. Wall XLPE Primary Cable	ORANGE	2875.0	-	A	9303

Name	Terminal Part Number	V-Min	Name	Wire Part Number	Wire CSA	Wire Spec	Wire Material description	Wire Color Description	Wire Length	End2 Terminal Part Number	End2 Pin Name	End2 Connector
1	-	-	RK71A	2643690 R1	1.91	14.0	Std. Wall XLPE Primary Cable	ORANGE	4580.0	-	1	1701F
1	-	-	SL71A	2643690 R1	1.91	14.0	Std. Wall XLPE Primary Cable	ORANGE	4480.0	-	1	1701
1	-	-	ZC71BA	3510318 R1	1.16	16.0	Thin Wall XLPE Primary Cable	ORANGE	2410.0	-	-	-
1	-	-	RB71	2643690 R1	1.91	14.0	Std. Wall XLPE Primary Cable	ORANGE	2875.0	-	A	9303A
1	-	-	RK71A	2643690 R1	1.91	14.0	Std. Wall XLPE Primary Cable	ORANGE	4580.0	-	-	-
1	-	-	SL71A	2643690 R1	1.91	14.0	Std. Wall XLPE Primary Cable	ORANGE	4480.0	-	1	9800
1	-	-	R71	2643690 R1	1.91	14.0	Std. Wall XLPE Primary Cable	ORANGE	2875.0	-	-	-
2	-	-	RK56	2643690 R1	1.91	14.0	Std. Wall XLPE Primary Cable	ORANGE	4580.0	-	2	1701F

Name	Terminal Part Number	V-Min	Name	Wire Part Number	Wire CSA	Wire Spec	Wire Material description	Wire Color Description	Wire Length	End2 Terminal Part Number	End2 Pin Name	End2 Connector
2	-	-	SL56	2643690 R1	1.91	14.0	Std. Wall XLPE Primary Cable	ORANGE	4480.0	-	2	1701F
2	-	-	RB56	2643690 R1	1.91	14.0	Std. Wall XLPE Primary Cable	ORANGE	2875.0	-	B	9303A
2	-	-	SL56	2643690 R1	1.91	14.0	Std. Wall XLPE Primary Cable	ORANGE	4480.0	-	2	1701
3	-	-	RK57	2643690 R1	1.91	14.0	Std. Wall XLPE Primary Cable	ORANGE	4580.0	-	3	1701F
3	-	-	SL57	2643690 R1	1.91	14.0	Std. Wall XLPE Primary Cable	ORANGE	4480.0	-	3	1701F
3	-	-	RB57	2643690 R1	1.91	14.0	Std. Wall XLPE Primary Cable	ORANGE	2875.0	-	C	9303A
3	-	-	SL57	2643690 R1	1.91	14.0	Std. Wall XLPE Primary Cable	ORANGE	4480.0	-	3	1701
4	-	-	RK68	2643688 R1	1.91	14.0	Std. Wall XLPE Primary Cable	BROWN	4580.0	-	4	1701F

Name	Terminal Part Number	V-Min	Name	Wire Part Number	Wire CSA	Wire Spec	Wire Material description	Wire Color Description	Wire Length	End2 Terminal Part Number	End2 Pin Name	End2 Connector
4	-	-	SL68	2643688 R1	1.91	14.0	Std. Wall XLPE Primary Cable	BROWN	4480.0	-	4	1701F
4	-	-	RB68	2643688 R1	1.91	14.0	Std. Wall XLPE Primary Cable	BROWN	2875.0	-	D	9303A
5	-	-	MG32A	2643676 R1	0.79	18.0	Std. Wall XLPE Primary Cable	TAN	4580.0	-	43	1701F
6	-	-	RH32	2643676 R1	0.79	18.0	Std. Wall XLPE Primary Cable	TAN	4580.0	-	44	1701F
7	-	-	MJ49	2643673 R1	0.79	18.0	Std. Wall XLPE Primary Cable	GREY	4580.0	-	50	1701F
8	-	-	RL49A	3510311 R1	0.79	18.0	Thin Wall XLPE Primary Cable	GREY	4480.0	-	45	1701F
9	-	-	RL49-G	2643674 R1	0.79	18.0	Std. Wall XLPE Primary Cable	WHITE	2870.0	-	-	-
11	-	-	MF9F	2643673 R1	0.79	18.0	Std. Wall XLPE Primary Cable	GREY	2500.0	-	-	-

Name	Terminal Part Number	V-Min	Name	Wire Part Number	Wire CSA	Wire Spec	Wire Material description	Wire Color Description	Wire Length	End2 Terminal Part Number	End2 Pin Name	End2 Connector
11	-	-	MG9H	2643673 R1	0.79	18.0	Std. Wall XLPE Primary Cable	GREY	2500.0	-	-	-
12	-	-	SL10-G	3510362 R1	3.01	12.0	Thin Wall XLPE Primary Cable	WHITE	1920.0	-	-	-
12	-	-	RB10-G	3510362 R1	3.01	12.0	Thin Wall XLPE Primary Cable	WHITE	2875.0	-	E	9303
12	-	-	RB10-G	3510362 R1	3.01	12.0	Thin Wall XLPE Primary Cable	WHITE	2875.0	-	E	9303A
12	-	-	SL10-G	3510362 R1	3.01	12.0	Thin Wall XLPE Primary Cable	WHITE	1920.0	-	12	9800
13	-	-	MR94WL	3510312 R1	1.16	16.0	Thin Wall XLPE Primary Cable	GREY	4580.0	-	14	1701F
13	-	-	MD94BE	2643680 R1	1.16	16.0	Std. Wall XLPE Primary Cable	GREY	4580.0	-	16	1701F
13	-	-	[RV94WL]	V-18-GXL	0.79	18.0	Std. Wall XLPE Primary Cable	Not Applicable	1465.0	-	1	9516

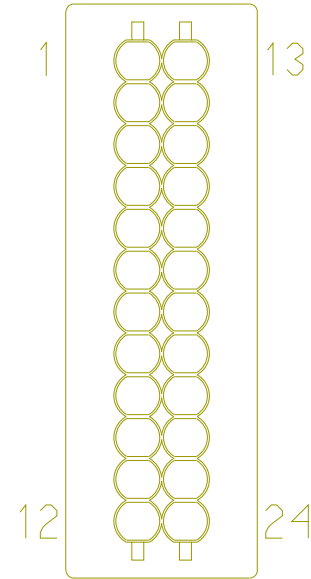
Name	Terminal Part Number	V-Min	Name	Wire Part Number	Wire CSA	Wire Spec	Wire Material description	Wire Color Description	Wire Length	End2 Terminal Part Number	End2 Pin Name	End2 Connector
14	-	-	MR94WM	3510312 R1	1.16	16.0	Thin Wall XLPE Primary Cable	GREY	4580.0	-	15	1701F
14	-	-	MD94BD	2643680 R1	1.16	16.0	Std. Wall XLPE Primary Cable	GREY	4580.0	-	17	1701F
14	-	-	[RV94WM]	V-18-GXL	0.79	18.0	Std. Wall XLPE Primary Cable	Not Applicable	1465.0	-	2	9516
15	-	-	MR94WS	3510312 R1	1.16	16.0	Thin Wall XLPE Primary Cable	GREY	4580.0	-	22	1701F
15	-	-	MD94BH	3510312 R1	1.16	16.0	Thin Wall XLPE Primary Cable	GREY	4580.0	-	18	1701F
15	-	-	[RV94WS]	V-18-GXL	0.79	18.0	Std. Wall XLPE Primary Cable	Not Applicable	2075.0	-	1	9517
16	-	-	MR94WT	3510312 R1	1.16	16.0	Thin Wall XLPE Primary Cable	GREY	4580.0	-	23	1701F
16	-	-	MD94BF	3510312 R1	1.16	16.0	Thin Wall XLPE Primary Cable	GREY	4580.0	-	19	1701F

Name	Terminal Part Number	V-Min	Name	Wire Part Number	Wire CSA	Wire Spec	Wire Material description	Wire Color Description	Wire Length	End2 Terminal Part Number	End2 Pin Name	End2 Connector
16	-	-	[RV94WT]	V-18-GXL	0.79	18.0	Std. Wall XLPE Primary Cable	Not Applicable	2075.0	-	2	9517
17	-	-	MR94WN	3510313 R1	1.91	14.0	Thin Wall XLPE Primary Cable	GREY	4580.0	-	18	1701F
17	-	-	MD94BA	2643680 R1	1.16	16.0	Std. Wall XLPE Primary Cable	GREY	4580.0	-	23	1701F
17	-	-	[RV94WN]	V-18-GXL	0.79	18.0	Std. Wall XLPE Primary Cable	Not Applicable	1110.0	-	1	9518
18	-	-	MR94-G7	2643782 R1	1.91	14.0	Std. Wall XLPE Primary Cable	GREY	4480.0	-	24	1701F
18	-	-	MD94BB	3510312 R1	1.16	16.0	Thin Wall XLPE Primary Cable	GREY	4580.0	-	24	1701F
18	-	-	[RV94G7]	V-18-GXL	0.79	18.0	Std. Wall XLPE Primary Cable	Not Applicable	1110.0	-	2	9518
19	-	-	MR94WR	3510313 R1	1.91	14.0	Thin Wall XLPE Primary Cable	GREY	4580.0	-	19	1701F

Name	Terminal Part Number	V-Min	Name	Wire Part Number	Wire CSA	Wire Spec	Wire Material description	Wire Color Description	Wire Length	End2 Terminal Part Number	End2 Pin Name	End2 Connector
19	-	-	MD94BC	3510312 R1	1.16	16.0	Thin Wall XLPE Primary Cable	GREY	4580.0	-	25	1701F
19	-	-	[RV94WR]	V-18-GXL	0.79	18.0	Std. Wall XLPE Primary Cable	Not Applicable	1110.0	-	3	9518
20	-	-	MR94WU	3510313 R1	1.91	14.0	Thin Wall XLPE Primary Cable	GREY	4580.0	-	17	1701F
20	-	-	MD94BJ	3510312 R1	1.16	16.0	Thin Wall XLPE Primary Cable	GREY	4580.0	-	21	1701F
20	-	-	[RV94WU]	V-18-GXL	0.79	18.0	Std. Wall XLPE Primary Cable	Not Applicable	1760.0	-	1	9519
21	-	-	MR94-G6	2643782 R1	1.91	14.0	Std. Wall XLPE Primary Cable	GREY	4480.0	-	25	1701F
21	-	-	MD94BK	3510312 R1	1.16	16.0	Thin Wall XLPE Primary Cable	GREY	4580.0	-	22	1701F
21	-	-	[RV94G6]	V-18-GXL	0.79	18.0	Std. Wall XLPE Primary Cable	Not Applicable	1760.0	-	2	9519

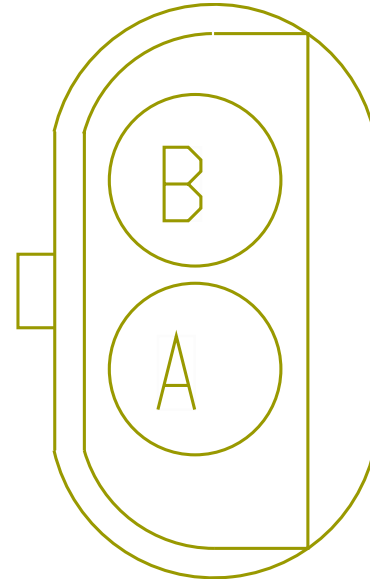
Name	Terminal Part Number	V-Min	Name	Wire Part Number	Wire CSA	Wire Spec	Wire Material description	Wire Color Description	Wire Length	End2 Terminal Part Number	End2 Pin Name	End2 Connector
22	-	-	MR94WW	3510313 R1	1.91	14.0	Thin Wall XLPE Primary Cable	GREY	4580.0	-	16	1701F
22	-	-	MD94BL	3510312 R1	1.16	16.0	Thin Wall XLPE Primary Cable	GREY	4580.0	-	20	1701F
22	-	-	[RV94WW]	V-18-GXL	0.79	18.0	Std. Wall XLPE Primary Cable	Not Applicable	1760.0	-	3	9519
23	-	-	PR94BN	3510312 R1	1.16	16.0	Thin Wall XLPE Primary Cable	GREY	4480.0	-	15	1701F
24	-	-	PR94BM	3510312 R1	1.16	16.0	Thin Wall XLPE Primary Cable	GREY	4480.0	-	14	1701F

Connector Name 9800
 Part Number 3558026C1
 Short Description CONNECTION TO REAR CHASSIS HARNESS
 Instances B6.7 - License Plate Light (Tail Light Single Assy.) W/Less
 Power Module:Diagram1
 Mates 9800



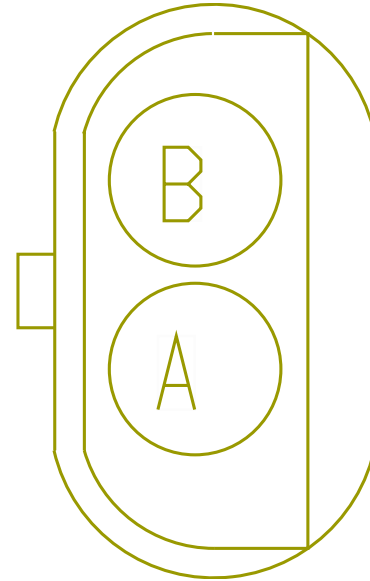
Name	Terminal Part Number	V-Min	Name	Wire Part Number	Wire CSA	Wire Spec	Wire Material description	Wire Color Description	Wire Length	End2 Terminal Part Number	End2 Pin Name	End2 Connector
4	-	-	SL68	2643688 R1	1.91	14.0	Std. Wall XLPE Primary Cable	BROWN	4480.0	-	4	1701F
12	-	-	SL10-G	3510362 R1	3.01	12.0	Thin Wall XLPE Primary Cable	WHITE	1920.0	-	-	-

Connector Name 9801C
 Part Number 587567C91
 Instances L9 - Fuel Heater (Vehicle Powered)(Davco):Diagram1-Combination4



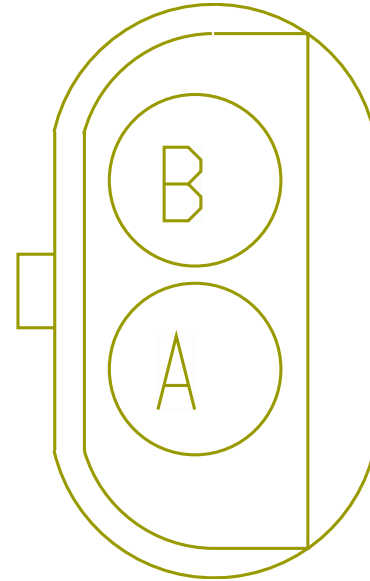
Name	Terminal Part Number	V-Min	Name	Wire Part Number	Wire CSA	Wire Spec	Wire Material description	Wire Color Description	Wire Length	End2 Terminal Part Number	End2 Pin Name	End2 Connector
A	-	-	TG19	2643680 R1	1.16	16.0	Std. Wall XLPE Primary Cable	GREY	3985.0	-	67	1701F
B	-	-	TG19-G	3510360 R1	1.16	16.0	Thin Wall XLPE Primary Cable	WHITE	1725.0	-	-	-

Connector Name 9801D
 Part Number 587567C91
 Instances L9 - Fuel Heater (Vehicle Powered)(Davco):Diagram1-Combination5



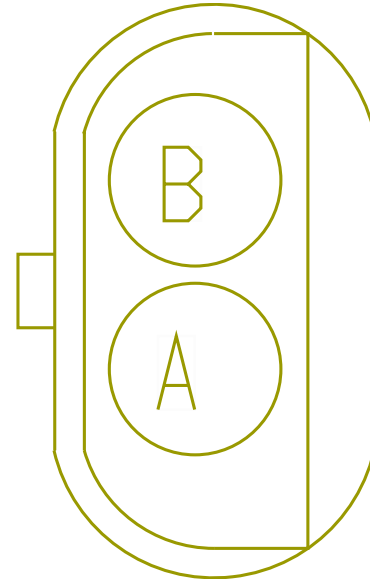
Name	Terminal Part Number	V-Min	Name	Wire Part Number	Wire CSA	Wire Spec	Wire Material description	Wire Color Description	Wire Length	End2 Terminal Part Number	End2 Pin Name	End2 Connector
A	-	-	TH19	2643680 R1	1.16	16.0	Std. Wall XLPE Primary Cable	GREY	4055.0	-	67	1701F
B	-	-	TH19-G	3510360 R1	1.16	16.0	Thin Wall XLPE Primary Cable	WHITE	895.0	-	-	-

Connector Name 9801E
 Part Number 587567C91
 Instances L9 - Fuel Heater (Vehicle Powered)(Davco):Diagram1-Combination6



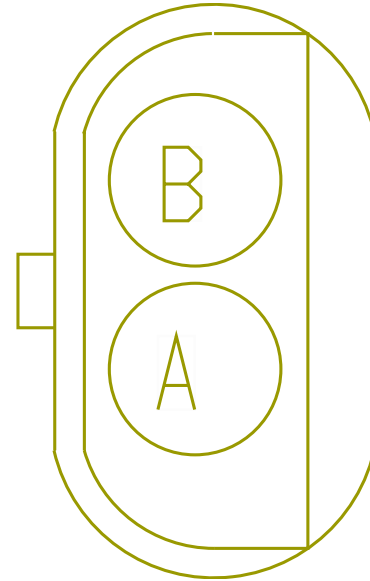
Name	Terminal Part Number	V-Min	Name	Wire Part Number	Wire CSA	Wire Spec	Wire Material description	Wire Color Description	Wire Length	End2 Terminal Part Number	End2 Pin Name	End2 Connector
A	-	-	TM19	2643680 R1	1.16	16.0	Std. Wall XLPE Primary Cable	GREY	2855.0	-	67	1701F
B	-	-	TM19-G	3510360 R1	1.16	16.0	Thin Wall XLPE Primary Cable	WHITE	2055.0	-	-	-

Connector Name 9801F
 Part Number 587567C91
 Instances L9 - Fuel Heater (Vehicle Powered)(Davco):Diagram1-Combination7



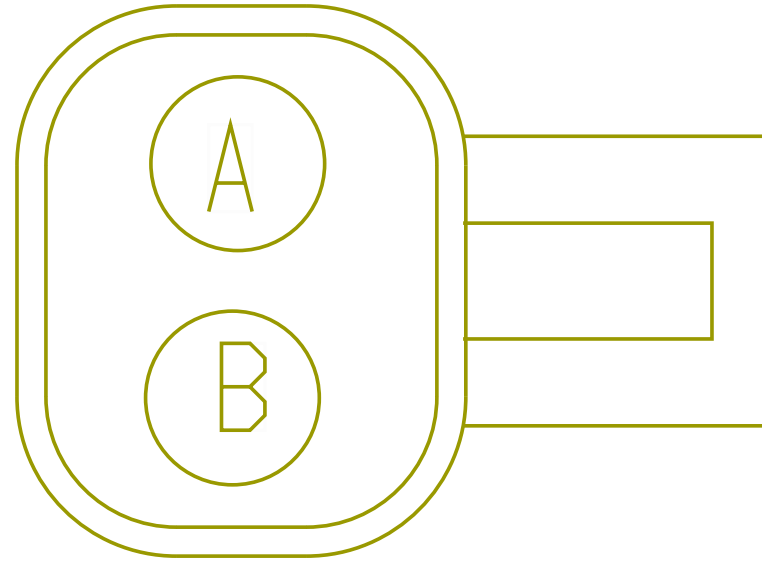
Name	Terminal Part Number	V-Min	Name	Wire Part Number	Wire CSA	Wire Spec	Wire Material description	Wire Color Description	Wire Length	End2 Terminal Part Number	End2 Pin Name	End2 Connector
A	-	-	TN19	2643680 R1	1.16	16.0	Std. Wall XLPE Primary Cable	GREY	5155.0	-	67	1701F
B	-	-	TN19-G	3510360 R1	1.16	16.0	Thin Wall XLPE Primary Cable	WHITE	1995.0	-	-	-

Connector Name 9801
 Part Number 587567C91
 Instances L9 - Fuel Heater (Vehicle Powered)(Davco):Diagram1-Combination3



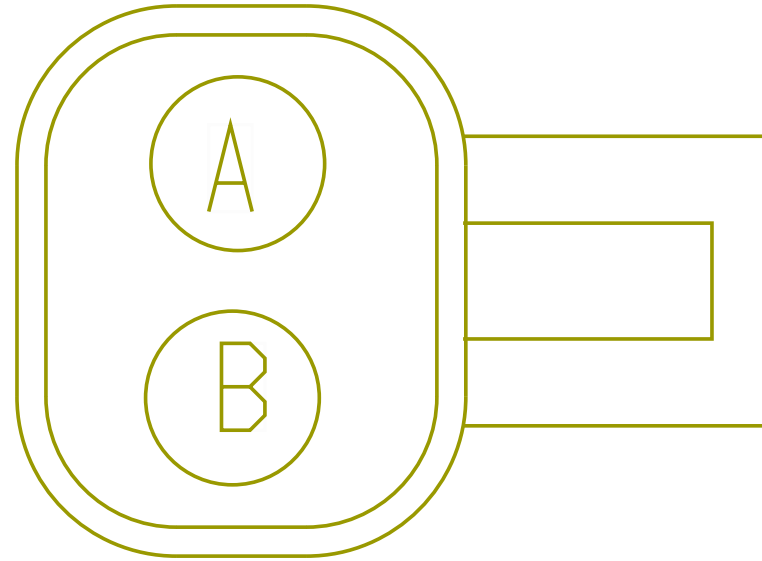
Name	Terminal Part Number	V-Min	Name	Wire Part Number	Wire CSA	Wire Spec	Wire Material description	Wire Color Description	Wire Length	End2 Terminal Part Number	End2 Pin Name	End2 Connector
A	-	-	PM19	2643680 R1	1.16	16.0	Std. Wall XLPE Primary Cable	GREY	5455.0	-	67	1701F
B	-	-	PM19-G	3510360 R1	1.16	16.0	Thin Wall XLPE Primary Cable	WHITE	2295.0	-	-	-

Connector Name 9803A
 Part Number 1671610C1
 Instances L9 - Fuel Heater (Vehicle Powered)(Racor):Diagram1-Combination1



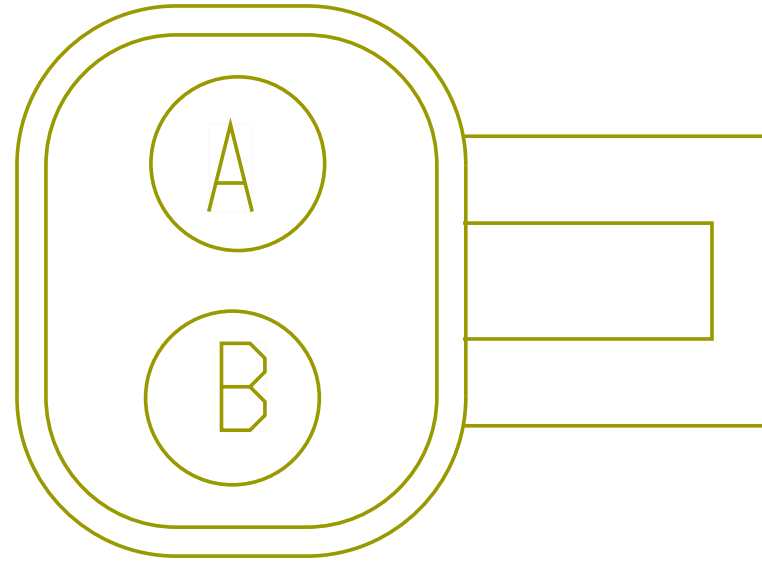
Name	Terminal Part Number	V-Min	Name	Wire Part Number	Wire CSA	Wire Spec	Wire Material description	Wire Color Description	Wire Length	End2 Terminal Part Number	End2 Pin Name	End2 Connector
A	-	-	TK19	2643680 R1	1.16	16.0	Std. Wall XLPE Primary Cable	GREY	3885.0	-	67	1701F
B	-	-	TK19-G	3510360 R1	1.16	16.0	Thin Wall XLPE Primary Cable	WHITE	1625.0	-	-	-

Connector Name 9803B
 Part Number 1671610C1
 Instances L9 - Fuel Heater (Vehicle Powered)(Racor):Diagram1-Combination2



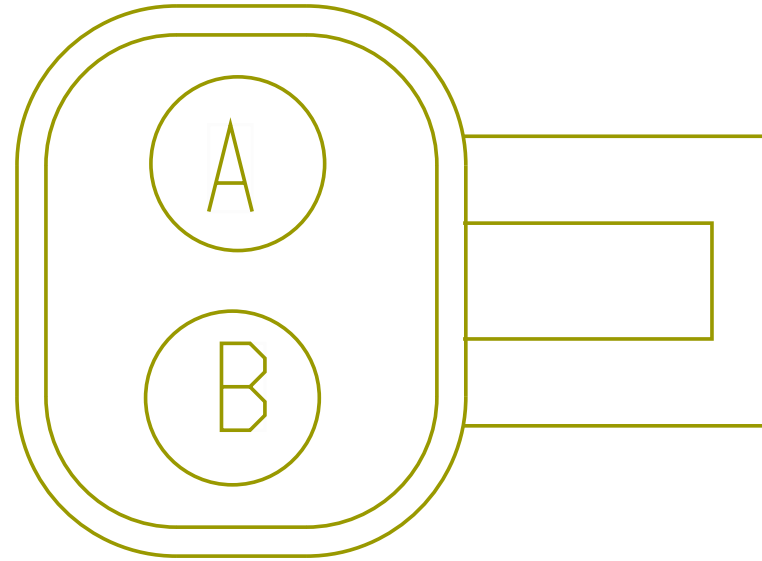
Name	Terminal Part Number	V-Min	Name	Wire Part Number	Wire CSA	Wire Spec	Wire Material description	Wire Color Description	Wire Length	End2 Terminal Part Number	End2 Pin Name	End2 Connector
A	-	-	TL19	2643680 R1	1.16	16.0	Std. Wall XLPE Primary Cable	GREY	4005.0	-	67	1701F
B	-	-	TL19-G	3510360 R1	1.16	16.0	Thin Wall XLPE Primary Cable	WHITE	845.0	-	-	-

Connector Name 9803C
 Part Number 1671610C1
 Instances L9 - Fuel Heater (Vehicle Powered)(Racor):Diagram1-Combination3



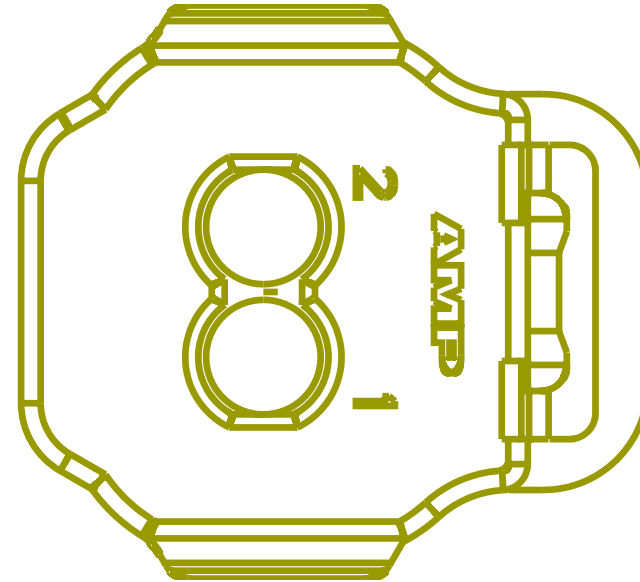
Name	Terminal Part Number	V-Min	Name	Wire Part Number	Wire CSA	Wire Spec	Wire Material description	Wire Color Description	Wire Length	End2 Terminal Part Number	End2 Pin Name	End2 Connector
A	-	-	TP19	2643680 R1	1.16	16.0	Std. Wall XLPE Primary Cable	GREY	4955.0	-	67	1701F
B	-	-	TP19-G	2643681 R1	1.16	16.0	Std. Wall XLPE Primary Cable	WHITE	1795.0	-	-	-

Connector Name 9803D
 Part Number 1671610C1
 Instances L9 - Fuel Heater (Vehicle Powered)(Racor):Diagram1-Combination4
 Mates DEV-FUEL FILTER ASSY-3036-01-03A



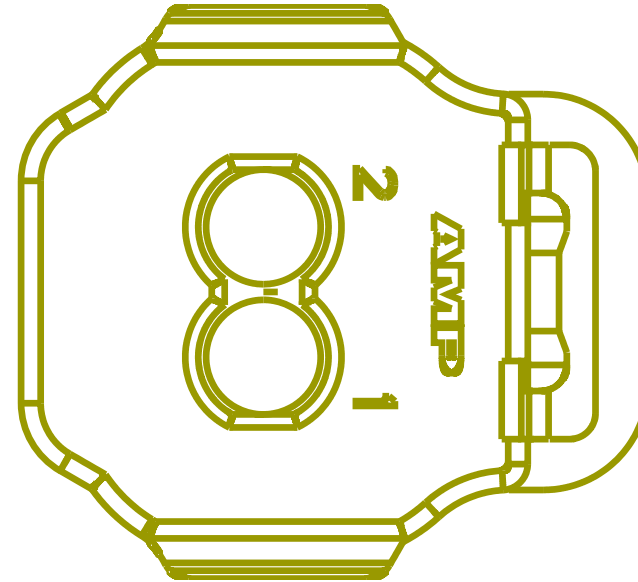
Name	Terminal Part Number	V-Min	Name	Wire Part Number	Wire CSA	Wire Spec	Wire Material description	Wire Color Description	Wire Length	End2 Terminal Part Number	End2 Pin Name	End2 Connector
A	-	-	TB19	2643680 R1	1.16	16.0	Std. Wall XLPE Primary Cable	GREY	3355.0	-	67	1701F
B	-	-	TB19-G	3510360 R1	1.16	16.0	Thin Wall XLPE Primary Cable	WHITE	2555.0	-	-	-

Connector Name 9811
 Part Number 3536864C1
 Instances L9 - Axle Temperature Monitoring (Tandem Rear Aux Gauge):Diagram1
 L9 - Axle Temperature Monitoring (Tandem Rear Virtual Gauge):Diagram1
 Mates SNSR-FR_Axl_Temp-3008-01-0 1A



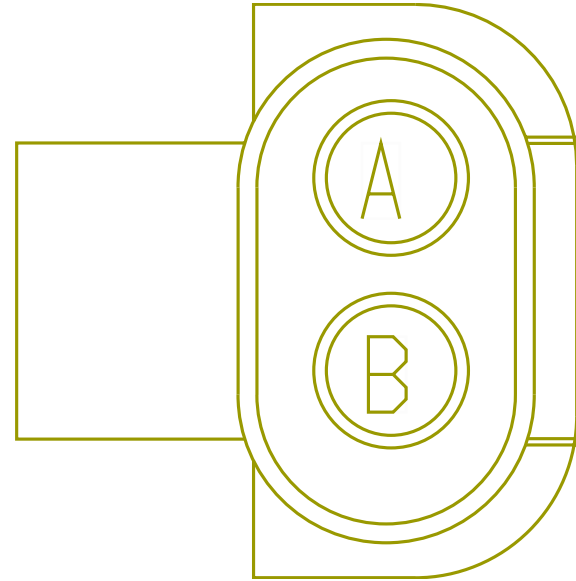
Name	Terminal Part Number	V-Min	Name	Wire Part Number	Wire CSA	Wire Spec	Wire Material description	Wire Color Description	Wire Length	End2 Terminal Part Number	End2 Pin Name	End2 Connector
1	-	-	RM32A	2643676 R1	0.79	18.0	Std. Wall XLPE Primary Cable	TAN	1860.0	-	5	9800
2	-	-	RM9A	2643673 R1	0.79	18.0	Std. Wall XLPE Primary Cable	GREY	1575.0	-	1	-

Connector Name 9812
 Part Number 3536864C1
 Instances L9 - Axle Temperature Monitoring (Single Rear Aux Gauge):Diagram1
 L9 - Axle Temperature Monitoring (Single Rear Virtual Gauge):Diagram1
 L9 - Axle Temperature Monitoring (Tandem Rear Aux Gauge):Diagram1
 L9 - Axle Temperature Monitoring (Tandem Rear Virtual Gauge):Diagram1
 Mates SNSR-RR_Axl_Temp-3008-02-0 1A



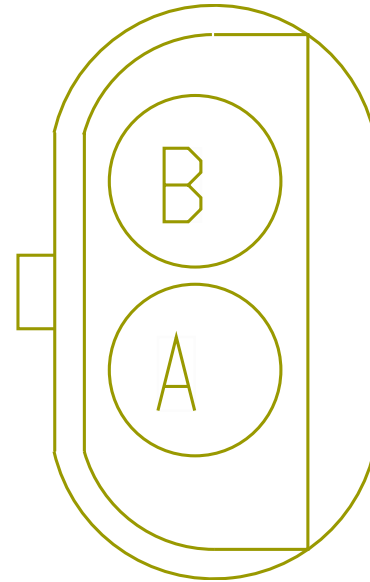
Name	Terminal Part Number	V-Min	Name	Wire Part Number	Wire CSA	Wire Spec	Wire Material description	Wire Color Description	Wire Length	End2 Terminal Part Number	End2 Pin Name	End2 Connector
1	-	-	RM32	2643676 R1	0.79	18.0	Std. Wall XLPE Primary Cable	TAN	2510.0	-	6	9800
1	-	-	RL32	2643676 R1	0.79	18.0	Std. Wall XLPE Primary Cable	TAN	2510.0	-	6	9800
2	-	-	RM9	2643673 R1	0.79	18.0	Std. Wall XLPE Primary Cable	GREY	1875.0	-	1	-
2	-	-	RL9C	2643673 R1	0.79	18.0	Std. Wall XLPE Primary Cable	GREY	2510.0	-	11	9800

Connector Name 9814A
 Part Number 3593684C91
 Instances L9 - Driver Controlled Locking Differential - FR and RR Axles
 (Meritor w/ two sw):Diagram1
 L9 - Driver Controlled Locking Differential - FR & RR Axle
 (Meritor w/ one sw):Diagram1
 Mates SW-RR_Diff_Lock-3012-03-02A



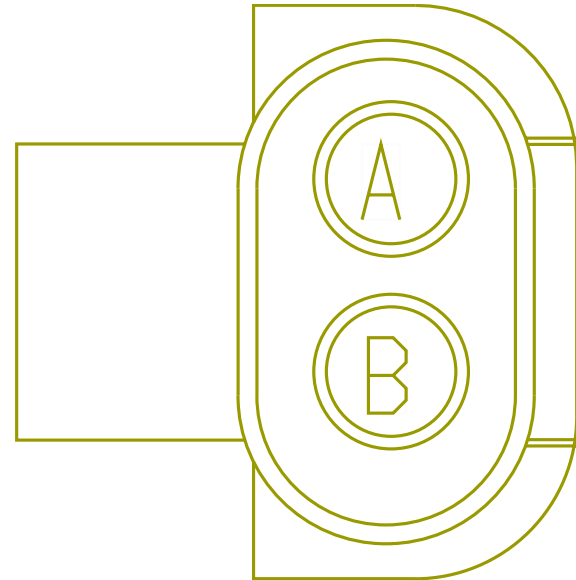
Name	Terminal Part Number	V-Min	Name	Wire Part Number	Wire CSA	Wire Spec	Wire Material description	Wire Color Description	Wire Length	End2 Terminal Part Number	End2 Pin Name	End2 Connector
A	-	-	AJ49	2643674 R1	0.79	18.0	Std. Wall XLPE Primary Cable	WHITE	2660.0	-	7	9800
B	-	-	AJ49-G	2643674 R1	0.79	18.0	Std. Wall XLPE Primary Cable	WHITE	2300.0	-	1	-

Connector Name 9814
 Part Number 587567C91
 Instances L9 - Driver Controlled Locking Differential - FR & RR Axle (Dana w/ one switch):Diagram1
 Mates SW-RR_DIFF_LOCK-3012-05-01A



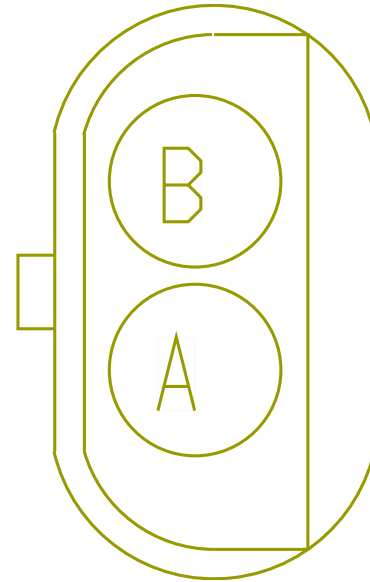
Name	Terminal Part Number	V-Min	Name	Wire Part Number	Wire CSA	Wire Spec	Wire Material description	Wire Color Description	Wire Length	End2 Terminal Part Number	End2 Pin Name	End2 Connector
A	-	-	RO49	2643673 R1	0.79	18.0	Std. Wall XLPE Primary Cable	GREY	2260.0	-	7	9800
B	-	-	RO49-G	2643674 R1	0.79	18.0	Std. Wall XLPE Primary Cable	WHITE	1750.0	-	X	-

Connector Name 9815A
 Part Number 3593684C91
 Instances B6.7 - Driver Controlled Locking Differential - RR Axle (Meritor w/ one sw):Diagram1
 L9 - Driver Controlled Locking Differential - FR and RR Axles (Meritor w/ two sw):Diagram1
 L9 - Driver Controlled Locking Differential - FR & RR Axle (Meritor w/ one sw):Diagram1
 L9 - Driver Controlled Locking Differential - RR Axle (Meritor w/ one sw):Diagram1
 Mates SW-RR_Diff_Lock-3012-03-02A



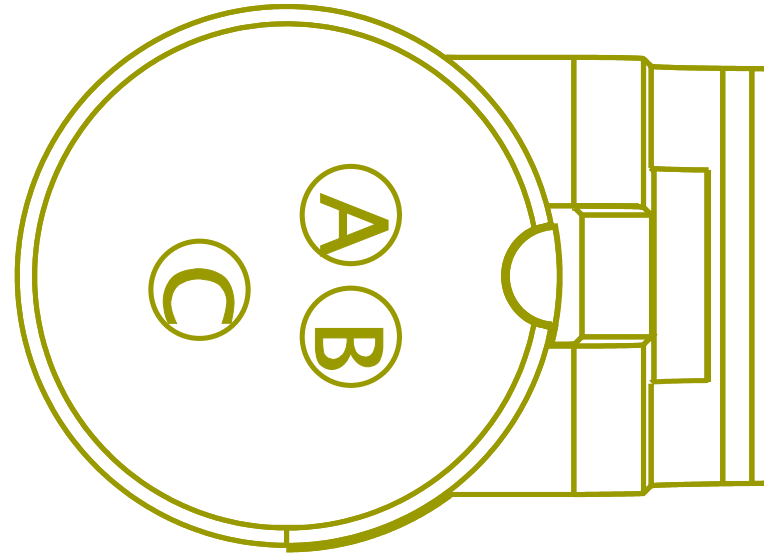
Name	Terminal Part Number	V-Min	Name	Wire Part Number	Wire CSA	Wire Spec	Wire Material description	Wire Color Description	Wire Length	End2 Terminal Part Number	End2 Pin Name	End2 Connector
A	-	-	AJ49A	2643674 R1	0.79	18.0	Std. Wall XLPE Primary Cable	WHITE	2560.0	-	8	9800
B	-	-	AJ49-GA	2643674 R1	0.79	18.0	Std. Wall XLPE Primary Cable	WHITE	2200.0	-	1	-
B	-	-	AP49-GA	2643674 R1	0.79	18.0	Std. Wall XLPE Primary Cable	WHITE	2560.0	-	9	9800

Connector Name 9815
 Part Number 587567C91
 Instances B6.7 - Driver Controlled Locking Differential - RR Axle (Dana w/
 one sw):Diagram1
 B6.7 - Driver Controlled Locking Differential - RR Axle (Dana w/
 one sw):Diagram1
 L9 - Driver Controlled Locking Differential - FR & RR Axle (Dana
 w/ one switch):Diagram1
 L9 - Driver Controlled Locking Differential - RR Axle (Dana w/
 one sw):Diagram1
 Mates SW-RR_DIFF_LOCK-3012-05-01A



Name	Terminal Part Number	V-Min	Name	Wire Part Number	Wire CSA	Wire Spec	Wire Material description	Wire Color Description	Wire Length	End2 Terminal Part Number	End2 Pin Name	End2 Connector
A	-	-	RN49A	2643673 R1	0.79	18.0	Std. Wall XLPE Primary Cable	GREY	2130.0	-	8	9800
B	-	-	RO49-GA	2643674 R1	0.79	18.0	Std. Wall XLPE Primary Cable	WHITE	1620.0	-	1	-
B	-	-	RN49-GA	2643674 R1	0.79	18.0	Std. Wall XLPE Primary Cable	WHITE	2130.0	-	9	9800
B	-	-	RO49-GA	2643674 R1	0.79	18.0	Std. Wall XLPE Primary Cable	WHITE	1620.0	-	X	-

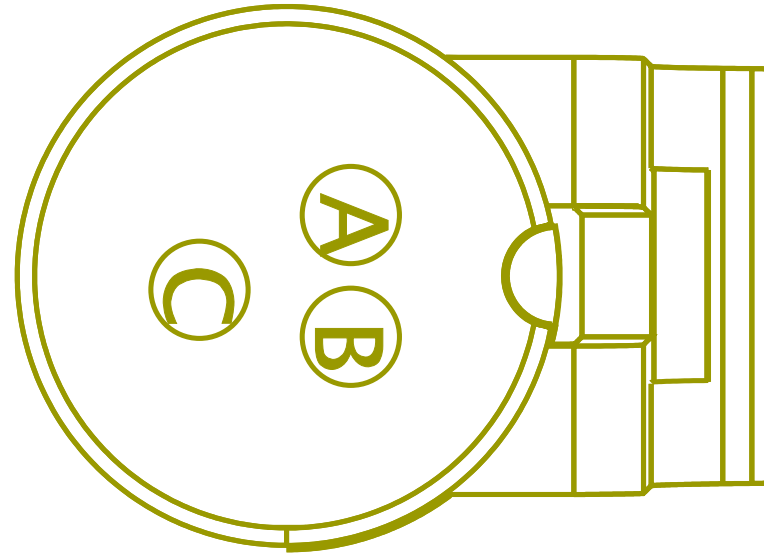
Connector Name 9830
 Part Number 1678137C1
 Instances B6.7 - Axle Loading (Weight) Rear:Diagram1-Combination1
 B6.7 - Rear Suspension Pressure Monitoring (Auxiliary Gauge):Diagram1-Combination1
 B6.7 - Rear Suspension Pressure Monitoring (Virtual Gauge):Diagram1-Combination1
 B6.7/L9 - Compressed Air Supply (Aux Gauge):Diagram1
 L9 - Axle Loading (Weight) Rear:Diagram1-Combination1
 L9 - Rear Suspension Pressure Monitoring (Auxiliary Gauge):Diagram1-Combination1
 L9 - Rear Suspension Pressure Monitoring (Virtual Gauge):Diagram1-Combination1
 Mates SNSR-Aux_Air_Pressure-3001 -02-01A



Name	Terminal Part Number	V-Min	Name	Wire Part Number	Wire CSA	Wire Spec	Wire Material description	Wire Color Description	Wire Length	End2 Terminal Part Number	End2 Pin Name	End2 Connector
A	-	-	RT9M	2643673 R1	0.79	18.0	Std. Wall XLPE Primary Cable	GREY	2960.0	-	A	9775F
A	-	-	AA9Z	3510311 R1	0.79	18.0	Thin Wall XLPE Primary Cable	GREY	1360.0	-	E3	J5-1602
B	-	-	RT6H	2643673 R1	0.79	18.0	Std. Wall XLPE Primary Cable	GREY	2960.0	-	B	9775F
B	-	-	ML6A	2643673 R1	0.79	18.0	Std. Wall XLPE Primary Cable	GREY	1830.0	-	28	1700

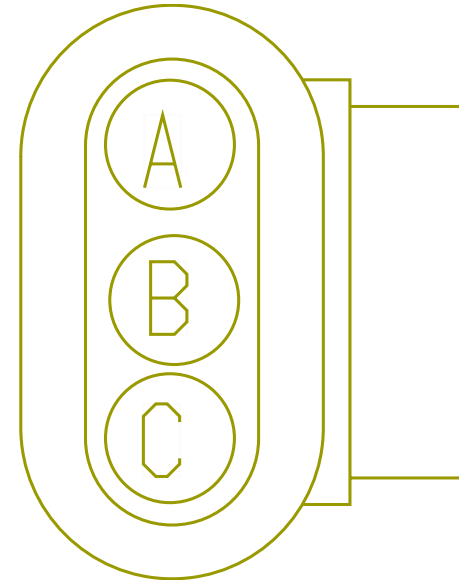
Name	Terminal Part Number	V-Min	Name	Wire Part Number	Wire CSA	Wire Spec	Wire Material description	Wire Color Description	Wire Length	End2 Terminal Part Number	End2 Pin Name	End2 Connector
C	-	-	RT61C	2643673 R1	0.79	18.0	Std. Wall XLPE Primary Cable	GREY	2960.0	-	C	9775F
C	-	-	ML40	2643673 R1	0.79	18.0	Std. Wall XLPE Primary Cable	GREY	1830.0	-	29	1700

Connector Name 9832
 Part Number 1678137C1
 Instances B6.7 - Axle Loading (Weight) Rear:Diagram1-Combination2
 B6.7 - Rear Suspension Pressure Monitoring (Auxiliary Gauge):Diagram1-Combination2
 B6.7 - Rear Suspension Pressure Monitoring (Virtual Gauge):Diagram1-Combination2
 L9 - Axle Loading (Weight) Rear:Diagram1-Combination2
 L9 - Rear Suspension Pressure Monitoring (Auxiliary Gauge):Diagram1-Combination2
 L9 - Rear Suspension Pressure Monitoring (Virtual Gauge):Diagram1-Combination2



Name	Terminal Part Number	V-Min	Name	Wire Part Number	Wire CSA	Wire Spec	Wire Material description	Wire Color Description	Wire Length	End2 Terminal Part Number	End2 Pin Name	End2 Connector
A	-	-	RU9N	2643673 R1	0.79	18.0	Std. Wall XLPE Primary Cable	GREY	1960.0	-	A	9775F
B	-	-	RU6J	2643673 R1	0.79	18.0	Std. Wall XLPE Primary Cable	GREY	1960.0	-	B	9775F
C	-	-	RU61D	2643673 R1	0.79	18.0	Std. Wall XLPE Primary Cable	GREY	1960.0	-	C	9775F

Connector Name 9865M
 Part Number 1667741C1
 Short Description LOAD INDICATOR
 Instances
 B6.7 - Axle Loading (Weight) Rear:Diagram1-Combination1
 B6.7 - Axle Loading (Weight) Rear:Diagram1-Combination2
 B6.7 - Rear Suspension Pressure Monitoring (Auxiliary Gauge):Diagram1-Combination1
 B6.7 - Rear Suspension Pressure Monitoring (Auxiliary Gauge):Diagram1-Combination2
 B6.7 - Rear Suspension Pressure Monitoring (Virtual Gauge):Diagram1-Combination1
 B6.7 - Rear Suspension Pressure Monitoring (Virtual Gauge):Diagram1-Combination2
 L9 - Rear Suspension Pressure Monitoring (Auxiliary Gauge):Diagram1-Combination2

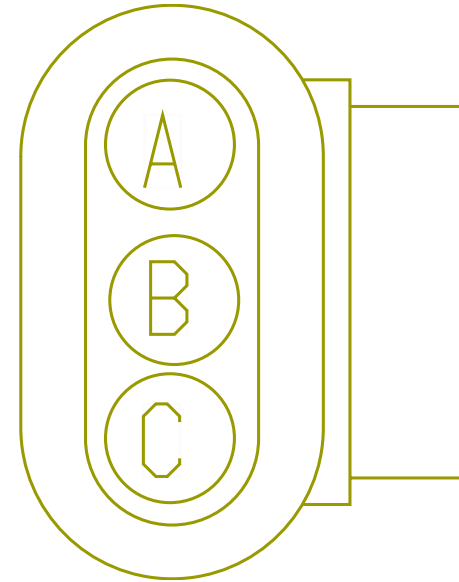


Mates 9775F

Name	Terminal Part Number	V-Min	Name	Wire Part Number	Wire CSA	Wire Spec	Wire Material description	Wire Color Description	Wire Length	End2 Terminal Part Number	End2 Pin Name	End2 Connector
A	-	-	PD110B	2643673 R1	0.79	18.0	Std. Wall XLPE Primary Cable	GREY	4505.0	-	57	1701F
A	-	-	PD110B	2643673 R1	0.79	18.0	Std. Wall XLPE Primary Cable	GREY	4505.0	-	A	9865M
B	-	-	PD106B	2643673 R1	0.79	18.0	Std. Wall XLPE Primary Cable	GREY	4505.0	-	56	1701F
B	-	-	PD106B	2643673 R1	0.79	18.0	Std. Wall XLPE Primary Cable	GREY	4505.0	-	B	9865M

Name	Terminal Part Number	V-Min	Name	Wire Part Number	Wire CSA	Wire Spec	Wire Material description	Wire Color Description	Wire Length	End2 Terminal Part Number	End2 Pin Name	End2 Connector
C	-	-	PD61B	2643673 R1	0.79	18.0	Std. Wall XLPE Primary Cable	GREY	4505.0	-	55	1701F
C	-	-	PD61B	2643673 R1	0.79	18.0	Std. Wall XLPE Primary Cable	GREY	4505.0	-	C	9865M

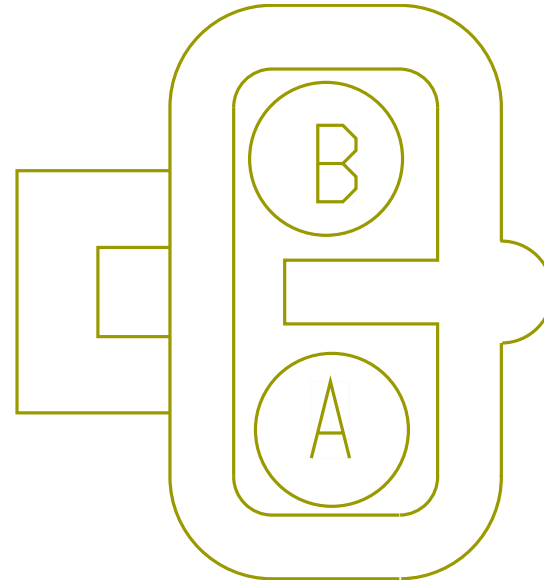
Connector Name 9865M
 Part Number 1667741C1
 Short Description LOAD INDICATOR
 Instances L9 - Axle Loading (Weight) Rear:Diagram1-Combination1
 L9 - Axle Loading (Weight) Rear:Diagram1-Combination2
 L9 - Rear Suspension Pressure Monitoring (Auxiliary Gauge):Diagram1-Combination1
 L9 - Rear Suspension Pressure Monitoring (Virtual Gauge):Diagram1-Combination1
 L9 - Rear Suspension Pressure Monitoring (Virtual Gauge):Diagram1-Combination2
 Mates 9775F



Name	Terminal Part Number	V-Min	Name	Wire Part Number	Wire CSA	Wire Spec	Wire Material description	Wire Color Description	Wire Length	End2 Terminal Part Number	End2 Pin Name	End2 Connector
A	-	-	PD110B	2643673 R1	0.79	18.0	Std. Wall XLPE Primary Cable	GREY	4505.0	-	A	9865M
A	-	-	PD110B	2643673 R1	0.79	18.0	Std. Wall XLPE Primary Cable	GREY	4505.0	-	57	1701F
B	-	-	PD106B	2643673 R1	0.79	18.0	Std. Wall XLPE Primary Cable	GREY	4505.0	-	B	9865M
B	-	-	PD106B	2643673 R1	0.79	18.0	Std. Wall XLPE Primary Cable	GREY	4505.0	-	56	1701F

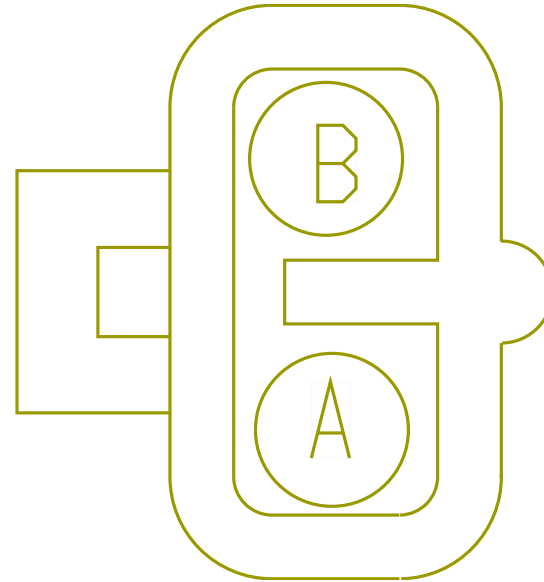
Name	Terminal Part Number	V-Min	Name	Wire Part Number	Wire CSA	Wire Spec	Wire Material description	Wire Color Description	Wire Length	End2 Terminal Part Number	End2 Pin Name	End2 Connector
C	-	-	PD61B	2643673 R1	0.79	18.0	Std. Wall XLPE Primary Cable	GREY	4505.0	-	C	9865M
C	-	-	PD61B	2643673 R1	0.79	18.0	Std. Wall XLPE Primary Cable	GREY	4505.0	-	55	1701F

Connector Name 9900A
 Part Number 1673790C1
 Instances L9 - RIGHTSIDE AIR DRYER:Diagram1-Combination5
 Mates HTR-AIR_DRYER-3002-02-01A



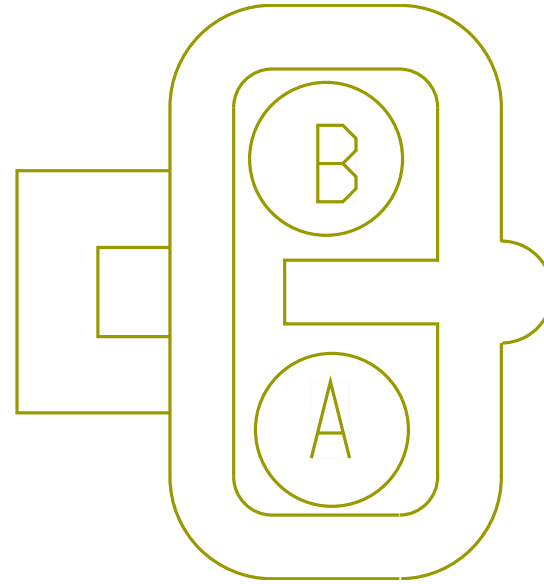
Name	Terminal Part Number	V-Min	Name	Wire Part Number	Wire CSA	Wire Spec	Wire Material description	Wire Color Description	Wire Length	End2 Terminal Part Number	End2 Pin Name	End2 Connector
A	-	-	NH39B	3510312 R1	1.16	16.0	Thin Wall XLPE Primary Cable	GREY	3360.0	-	31	1701F
B	-	-	NH39-GB	2643681 R1	1.16	16.0	Std. Wall XLPE Primary Cable	WHITE	800.0	-	-	-

Connector Name 9900C
 Part Number 1673790C1
 Instances L9 - RIGHTSIDE AIR DRYER:Diagram1-Combination6



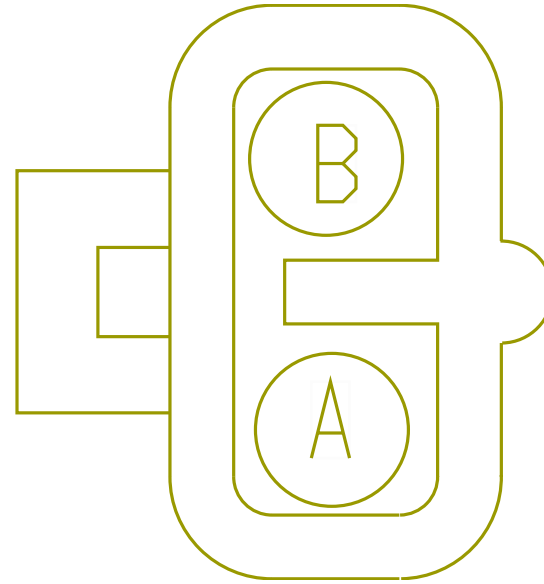
Name	Terminal Part Number	V-Min	Name	Wire Part Number	Wire CSA	Wire Spec	Wire Material description	Wire Color Description	Wire Length	End2 Terminal Part Number	End2 Pin Name	End2 Connector
A	-	-	PF39B	2643673 R1	0.79	18.0	Std. Wall XLPE Primary Cable	GREY	3855.0	-	31	1701F
B	-	-	PF39-GB	2643681 R1	1.16	16.0	Std. Wall XLPE Primary Cable	WHITE	1295.0	-	-	-

Connector Name 9900D
 Part Number 1673790C1
 Instances L9 - RIGHTSIDE AIR DRYER:Diagram1-Combination7



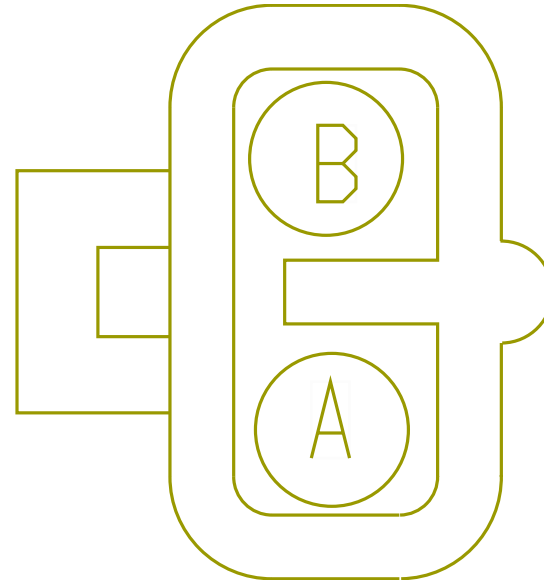
Name	Terminal Part Number	V-Min	Name	Wire Part Number	Wire CSA	Wire Spec	Wire Material description	Wire Color Description	Wire Length	End2 Terminal Part Number	End2 Pin Name	End2 Connector
A	-	-	TA39B	2643680 R1	1.16	16.0	Std. Wall XLPE Primary Cable	GREY	4480.0	-	31	1701F
B	-	-	TA39-GB	2643681 R1	1.16	16.0	Std. Wall XLPE Primary Cable	WHITE	1920.0	-	-	-

Connector Name 9900E
 Part Number 1673790C1
 Instances L9 - RIGHTSIDE AIR DRYER:Diagram1-Combination1



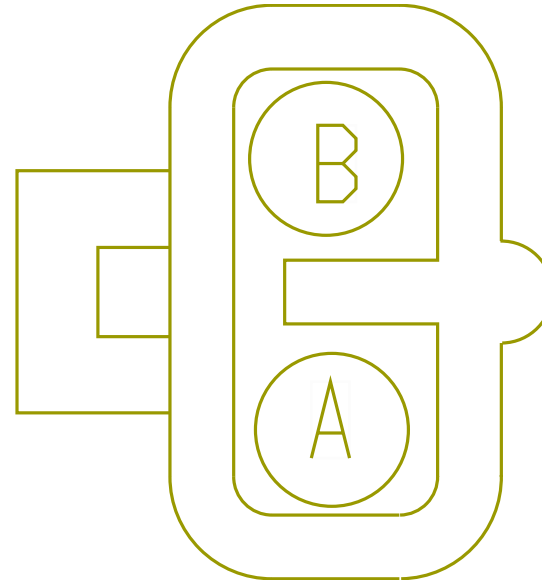
Name	Terminal Part Number	V-Min	Name	Wire Part Number	Wire CSA	Wire Spec	Wire Material description	Wire Color Description	Wire Length	End2 Terminal Part Number	End2 Pin Name	End2 Connector
A	-	-	PD39B	2643680 R1	1.16	16.0	Std. Wall XLPE Primary Cable	GREY	3880.0	-	1	9300
B	-	-	PD39-GB	2643681 R1	1.16	16.0	Std. Wall XLPE Primary Cable	WHITE	3880.0	-	2	9300

Connector Name 9900G
 Part Number 1673790C1
 Instances L9 - RIGHTSIDE AIR DRYER:Diagram1-Combination2



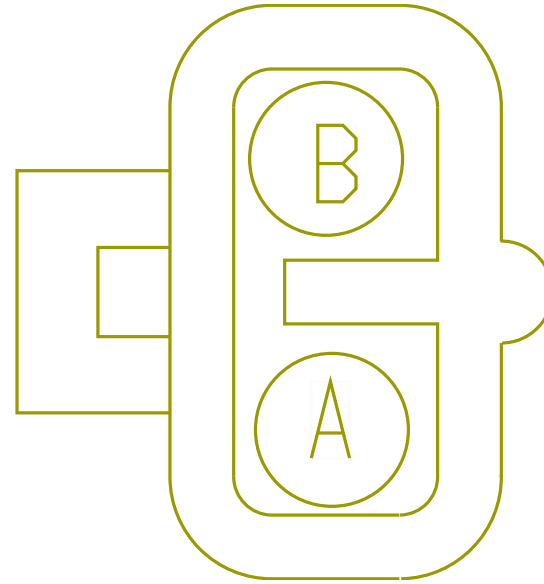
Name	Terminal Part Number	V-Min	Name	Wire Part Number	Wire CSA	Wire Spec	Wire Material description	Wire Color Description	Wire Length	End2 Terminal Part Number	End2 Pin Name	End2 Connector
A	-	-	PH39B	2643680 R1	1.16	16.0	Std. Wall XLPE Primary Cable	GREY	3900.0	-	1	9300
B	-	-	PH39-GB	2643681 R1	1.16	16.0	Std. Wall XLPE Primary Cable	WHITE	3900.0	-	2	9300

Connector Name 9900H
 Part Number 1673790C1
 Instances B6.7 - RIGHTSIDE AIR DRYER:Diagram1-Combination4
 L9 - RIGHTSIDE AIR DRYER:Diagram1-Combination3



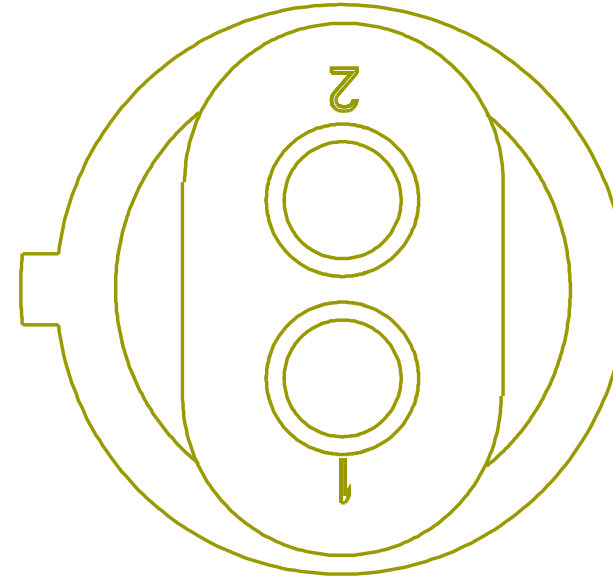
Name	Terminal Part Number	V-Min	Name	Wire Part Number	Wire CSA	Wire Spec	Wire Material description	Wire Color Description	Wire Length	End2 Terminal Part Number	End2 Pin Name	End2 Connector
A	-	-	PJ39B	2643680 R1	1.16	16.0	Std. Wall XLPE Primary Cable	GREY	3950.0	-	1	9300
A	-	-	PV39B	2643680 R1	1.16	16.0	Std. Wall XLPE Primary Cable	GREY	3850.0	-	1	9300
B	-	-	PJ39-GB	2643681 R1	1.16	16.0	Std. Wall XLPE Primary Cable	WHITE	3950.0	-	2	9300
B	-	-	PV39-GB	2643681 R1	1.16	16.0	Std. Wall XLPE Primary Cable	WHITE	3850.0	-	2	9300

Connector Name 9900J
 Part Number 1673790C1
 Instances L9 - RIGHTSIDE AIR DRYER:Diagram1-Combination4



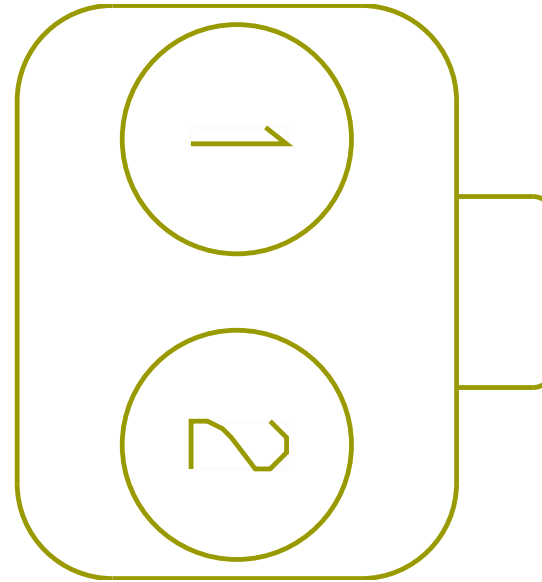
Name	Terminal Part Number	V-Min	Name	Wire Part Number	Wire CSA	Wire Spec	Wire Material description	Wire Color Description	Wire Length	End2 Terminal Part Number	End2 Pin Name	End2 Connector
A	-	-	PK39B	2643680 R1	1.16	16.0	Std. Wall XLPE Primary Cable	GREY	4000.0	-	1	9300
B	-	-	PK39-GB	2643681 R1	1.16	16.0	Std. Wall XLPE Primary Cable	WHITE	4000.0	-	2	9300

Connector Name 9911
 Part Number 6111844C1
 Instances L9 - Antilock Brake System (ABS) - Wabco 4 Channel
 Implementation:Diagram1-Combination1



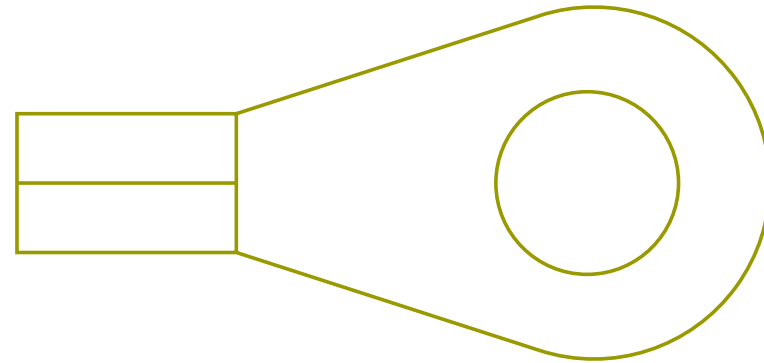
Name	Terminal Part Number	V-Min	Name	Wire Part Number	Wire CSA	Wire Spec	Wire Material description	Wire Color Description	Wire Length	End2 Terminal Part Number	End2 Pin Name	End2 Connector
1	-	-	[RE94M]	V-18-GXL	0.79	18.0	Std. Wall XLPE Primary Cable	Not Applicable	1125.0	-	13	9800
2	-	-	[RE94N]	V-18-GXL	0.79	18.0	Std. Wall XLPE Primary Cable	Not Applicable	1125.0	-	14	9800

Connector Name 9915
 Part Number 3539777C1
 Instances B6.7 - Transmission Power Take Off (Auto Trans with Lectradrive):Diagram1
 B6.7 - Transmission Power Take Off (Lectrashift PTO with Manual Trans):Diagram1
 L9 - Transmission Power Take Off (Auto Trans with Lectradrive):Diagram1
 L9 - Transmission Power Take Off (Lectrashift PTO with Manual Trans):Diagram1
 Mates DIODE_PTO_Lectrashift_5047 -08-01A



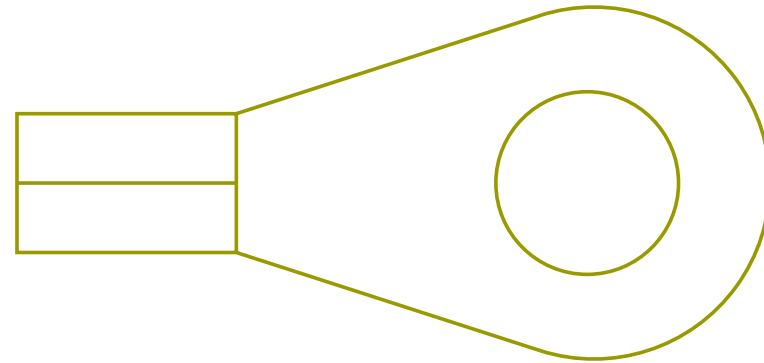
Name	Terminal Part Number	V-Min	Name	Wire Part Number	Wire CSA	Wire Spec	Wire Material description	Wire Color Description	Wire Length	End2 Terminal Part Number	End2 Pin Name	End2 Connector
1	-	-	HW14BC	2643760 R1	1.16	16.0	Std. Wall XLPE Primary Cable	RED	640.0	-	4	1873
2	-	-	HW11-GCK	3510313 R1	1.91	14.0	Thin Wall XLPE Primary Cable	GREY	840.0	-	-	-

Connector Name 9934
 Part Number 3863609C1
 Instances B6.7/L9 - Battery Disconnect (W/Switch and W/
 Solenoid):Diagram1
 Mates DEV-Battery_Disconnect_Switch-01



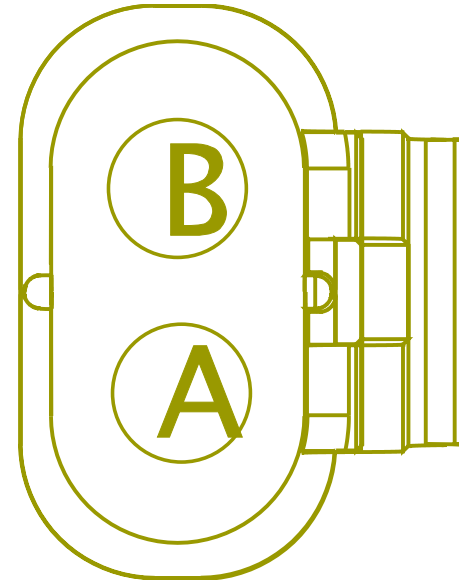
Name	Terminal Part Number	V-Min	Name	Wire Part Number	Wire CSA	Wire Spec	Wire Material description	Wire Color Description	Wire Length	End2 Terminal Part Number	End2 Pin Name	End2 Connector
A	-	-	J59A	3510365 R1	0.79	18.0	Thin Wall XLPE Primary Cable	RED	2230.0	-	A	9938

Connector Name 9935
 Part Number 365680C2
 Instances B6.7/L9 - Battery Disconnect (W/Switch and W/
 Solenoid):Diagram1
 Mates DEV-Battery_Disconnect_Switch-01



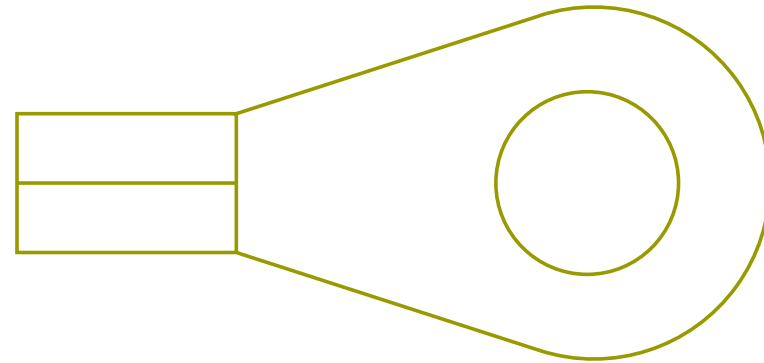
Name	Terminal Part Number	V-Min	Name	Wire Part Number	Wire CSA	Wire Spec	Wire Material description	Wire Color Description	Wire Length	End2 Terminal Part Number	End2 Pin Name	End2 Connector
A	-	-	J59B	-	1.91	14.0	Std. Wall XLPE Primary Cable	RED	1720.0	-	B	9936

Connector Name 9936
 Part Number 1667639C1
 Instances B6.7/L9 - Battery Disconnect (W/Switch and W/
 Solenoid):Diagram1
 Mates 5 AMP



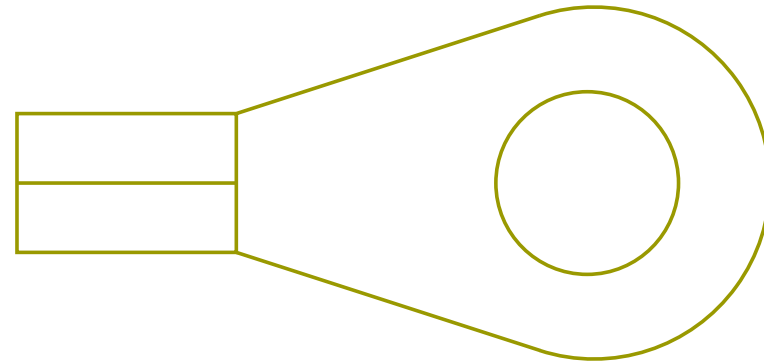
Name	Terminal Part Number	V-Min	Name	Wire Part Number	Wire CSA	Wire Spec	Wire Material description	Wire Color Description	Wire Length	End2 Terminal Part Number	End2 Pin Name	End2 Connector
A	-	-	J14A	2643686 R1	1.91	14.0	Std. Wall XLPE Primary Cable	RED	665.0	-	A	9937
B	-	-	J59B	-	1.91	14.0	Std. Wall XLPE Primary Cable	RED	1720.0	-	A	9935

Connector Name 9937
 Part Number 3581768C1
 Instances B6.7/L9 - Battery Disconnect (W/Switch and W/
 Solenoid):Diagram1
 Mates DEV-BATTERY_DISCONNECT_SOL ENOID-01



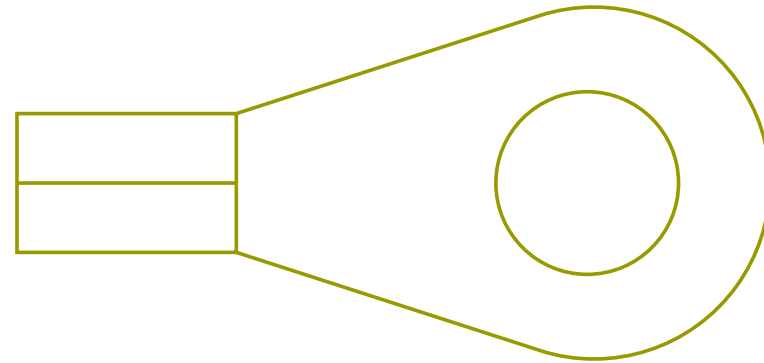
Name	Terminal Part Number	V-Min	Name	Wire Part Number	Wire CSA	Wire Spec	Wire Material description	Wire Color Description	Wire Length	End2 Terminal Part Number	End2 Pin Name	End2 Connector
A	-	-	J14A	2643686 R1	1.91	14.0	Std. Wall XLPE Primary Cable	RED	665.0	-	A	9936
A	-	-	K14A	2645964 R1	61.89	0.0	Std. Wall 125C Battery Cable	RED	0.0	-	-	-

Connector Name 9938
 Part Number 3710089C1
 Instances B6.7/L9 - Battery Disconnect (W/Switch and W/
 Solenoid):Diagram1
 Mates DEV-BATTERY_DISCONNECT_SOL ENOID-01



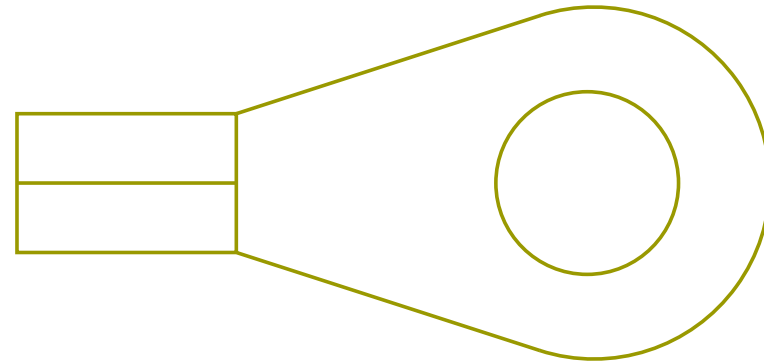
Name	Terminal Part Number	V-Min	Name	Wire Part Number	Wire CSA	Wire Spec	Wire Material description	Wire Color Description	Wire Length	End2 Terminal Part Number	End2 Pin Name	End2 Connector
A	-	-	J59A	3510365 R1	0.79	18.0	Thin Wall XLPE Primary Cable	RED	2230.0	-	A	9934

Connector Name 9939
 Part Number 3710089C1
 Instances B6.7/L9 - Battery Disconnect (W/Switch and W/
 Solenoid):Diagram1
 Mates DEV-BATTERY_DISCONNECT_SOL ENOID-01



Name	Terminal Part Number	V-Min	Name	Wire Part Number	Wire CSA	Wire Spec	Wire Material description	Wire Color Description	Wire Length	End2 Terminal Part Number	End2 Pin Name	End2 Connector
A	-	-	J11-G	3510359 R1	0.79	18.0	Thin Wall XLPE Primary Cable	WHITE	680.0	-	A	9940

Connector Name 9940
 Part Number 3549254C1
 Instances B6.7/L9 - Battery Disconnect (W/Switch and W/
 Solenoid):Diagram1



Name	Terminal Part Number	V-Min	Name	Wire Part Number	Wire CSA	Wire Spec	Wire Material description	Wire Color Description	Wire Length	End2 Terminal Part Number	End2 Pin Name	End2 Connector
A	-	-	J11-G	3510359 R1	0.79	18.0	Thin Wall XLPE Primary Cable	WHITE	680.0	-	A	9939

Circuit Number	Gauge	Color	Insulation	Terminal / Splice Number	Connector Part number	Connector Number	Cavity	Seal/Sleeve	Lock 1	Lock 2
HGTEM1	16	GY	TXL	3522073C1	3598707C1	1	E1	N/A		
HGTEM2	16	GY	TXL	3522073C1	3598707C1	1	E2	N/A		
HGTEM3	16	GY	TXL	3522073C1	3598707C1	1	E3	N/A		
HGTEM4	16	GY	TXL	3522073C1	3598707C1	1	E4	N/A		
HGTEM5	16	GY	TXL	3522073C1	3598707C1	1	E5	N/A		
HGTEM6	16	GY	TXL	3522073C1	3598707C1	1	E6	N/A		
HGTEM7	16	GY	TXL	3522073C1	3598707C1	1	E7	N/A		
HGTEM8	16	GY	TXL	3522073C1	3598707C1	1	E8	N/A		
AB13D	18	PK	TXL	3544876C1	4063156C1	9	A	N/A		
9H5BF(+)	18	YL	TXL	3544884C1	4063156C1	9	B	N/A		
9L5BF(+)	18	YL	TXL	3544884C1	4063156C1	9	B	N/A		
9V5BF(+)	18	YL	TXL	3544884C1	4063156C1	9	B	N/A		
9H5BF(-)	18	GN	TXL	3544884C1	4063156C1	9	C	N/A		
9L5BF(-)	18	GN	TXL	3544884C1	4063156C1	9	C	N/A		
9V5BF(-)	18	GN	TXL	3544884C1	4063156C1	9	C	N/A		
ZB50B	18	YL	TXL	3544884C1	4063156C1	9	E	N/A		
ZB50A	18	YL	TXL	3544876C1	4063156C1	9	H	N/A		
AB11-GN	18	WH	TXL	3544876C1	4063156C1	9	J	N/A		
AB62	18	DKBL	TXL	3544884C1	4063156C1	9	L	N/A		
AB62DA	16	DKBL	TXL	3544884C1	4063156C1	9	M	N/A		
AB50	18	YL	TXL	3544884C1	4063156C1	9	P	N/A		
AB9	18	GY	TXL	3544884C1	4063156C1	9	R	N/A		
AB14D	18	RD	TXL	3544876C1	4063156C1	9	S	N/A		
VC2	1	RD	SGX	3870430C1		300	1	2643308R1		
VD2	1	RD	SGX	3870430C1		300	1	2643308R1		
VH2	1	RD	SGX	3870430C1		300	1	2643308R1		
VM2	1	RD	SGX	3870430C1		300	1	2643308R1		
VC2-FLA	6	TN	FUS	338892C2		301	1	2644054R1		
VE2-FLA	6	TN	FUS	338892C2		301	1	2644054R1		
VH2-FLA	6	TN	FUS	338892C2		301	1	2644054R1		
VF2	2	RD	SGX	571717C1		310	1	3812582R1		
VL2	2	RD	SGX	571717C1		310	1	3812582R1		
BD2-FLA	10	RS	FUS	338892C2		311	1	2644054R1		
BD2-FLB	10	RS	FUS	338892C2		311	1	2644054R1		
VF2-FLA	10	RS	FUS	338892C2		311	1	2644054R1		
VF2-FLB	10	RS	FUS	338892C2		311	1	2644054R1		
BD2	2	RD	SGX	2012973C1		320	1	2644004R1		
BE2	2	RD	SGX	2012973C1		320	1	2644004R1		
VE2	1	RD	SGX	3870430C1		330	1	2643308R1		
VK2	1	RD	SGX	3870430C1		330	1	2643308R1		
VC2-G	1	WH	SGX	3870430C1		400	1	2643308R1		
VD2-G	1	WH	SGX	3870430C1		400	1	2643308R1		
ZJ71AB	16	OR	TXL	3535303C	3543733C1	400	J	3535424C		
KS71P	18	GY	TXL	3535303C	3543733C1	400	L	3535424C		
KT71P	18	GY	TXL	3535303C	3543733C1	400	L	3535424C		
KU71P	18	GY	TXL	3535303C	3543733C1	400	L	3535424C		
YU57A	16	OR	TXL	3535303C1	3543733C1	400	A	3535424C1		
XV57T	16	OR	TXL	3535303C1	3543733C1	400	B	3535424C1		
XZ57T	16	OR	TXL	3535303C1	3543733C1	400	B	3535424C1		
YT57T	16	OR	TXL	3535303C1	3543733C1	400	B	3535424C1		
YY57T	16	OR	TXL	3535303C1	3543733C1	400	B	3535424C1		
YV57BC	16	LTGN	TXL	3535303C1	3543733C1	400	C	3535424C1		
YW57BC	16	LTGN	TXL	3535303C1	3543733C1	400	C	3535424C1		
YX57BC	16	LTGN	TXL	3535303C1	3543733C1	400	C	3535424C1		

Circuit Number	Gauge	Color	Insulation	Terminal / Splice Number	Connector Part number	Connector Number	Cavity	Seal/Sleeve	Lock 1	Lock 2
YZ57BC	16	LTGN	TXL	3535303C1	3543733C1	400	C	3535424C1		
XV56AA	16	OR	TXL	3535303C1	3543733C1	400	E	3535424C1		
XZ56AA	16	OR	TXL	3535303C1	3543733C1	400	E	3535424C1		
YT56AA	16	OR	TXL	3535303C1	3543733C1	400	E	3535424C1		
YY56AA	16	OR	TXL	3535303C1	3543733C1	400	E	3535424C1		
XV56T	16	OR	TXL	3535303C1	3543733C1	400	F	3535424C1		
XZ56T	16	OR	TXL	3535303C1	3543733C1	400	F	3535424C1		
YT56T	16	OR	TXL	3535303C1	3543733C1	400	F	3535424C1		
YY56T	16	OR	TXL	3535303C1	3543733C1	400	F	3535424C1		
YW56BC	16	YL	TXL	3535303C1	3543733C1	400	G	3535424C1		
YZ56BC	16	YL	TXL	3535303C1	3543733C1	400	G	3535424C1		
YV56BC	16	YL	TXL	3535303C1	3543733C1	400	H	3535424C1		
YX56BC	16	YL	TXL	3535303C1	3543733C1	400	H	3535424C1		
ZA71BK	16	OR	TXL	3535303C1	3543733C1	400	J	3535424C1		
ZC71BA	16	OR	TXL	3535303C1	3543733C1	400	J	3535424C1		
ZH71AC	16	OR	TXL	3535303C1	3543733C1	400	J	3535424C1		
ZL71AC	16	OR	TXL	3535303C1	3543733C1	400	J	3535424C1		
ZA71A	16	OR	TXL	3535303C1	3543733C1	400	K	3535424C1		
ZC71BK	16	OR	TXL	3535303C1	3543733C1	400	K	3535424C1		
ZE71AD	16	OR	TXL	3535303C1	3543733C1	400	K	3535424C1		
ZG71BC	16	OR	TXL	3535303C1	3543733C1	400	K	3535424C1		
ZK71CB	16	OR	TXL	3535303C1	3543733C1	400	K	3535424C1		
KQ71N	16	OR	TXL	3535303C1	3543733C1	400	L	3535424C1		
ZU71D	18	OR	TXL	3535303C1	3543733C1	400	M	3535424C1		
VC2-G	1	WH	SGX	475965C1		401	1	2643308R1		
VE2-G	1	WH	SGX	475965C1		401	1	2643308R1		
VH2-G	1	WH	SGX	475965C1		401	1	2643308R1		
VF2-G	2	WH	SGX	571717C1		410	1	3812582R1		
VL2-G	2	WH	SGX	571717C1		410	1	3812582R1		
BD2-G	2	WH	SGX	475963C1		411	1	2644004R1		
VF2-G	2	WH	SGX	475963C1		411	1	2644004R1		
BD2-G	2	WH	SGX	2241339C1		420	1	3812582R1		
BE2-G	2	WH	SGX	2241339C1		420	1	3812582R1	1661874C1	
VB92RE	18	TN	TXL	587578C1	587571C91	421	A	3517771C1		
VB92RH	18	TN	TXL	587578C1	587571C91	421	C	3517771C1		
VB92RJ	18	TN	TXL	587578C1	587571C91	421	D	3517771C1		
VB92#158A	18	TN	TXL	587578C1	3519221C91	422	A	3517771C1		
VB92#156A	18	TN	TXL	587578C1	3519221C91	422	B	3517771C1		
VB92#112A	18	TN	TXL	587578C1	3519221C91	422	C	3517771C1		
GY92#103A	18	TN	TXL	1661224C1	3928059C1	423	2	N/A		
GZ92#103A	18	TN	TXL	1661224C1	3928059C1	423	2	N/A		
VB92#161A	18	TN	TXL	1661224C1	3928059C1	423	4	N/A		
VB92-GAP	18	WH	TXL	1661224C1	3928059C1	423	11	N/A		
VB62RB	18	TN	TXL	1661224C1	3928059C1	423	12	N/A		
VB92RF	18	TN	TXL	1661224C1	3928059C1	424	2	N/A		
VB92RJ	18	TN	TXL	1661224C1	3928059C1	424	4	N/A		
VB92-GAL	18	WH	TXL	1661224C1	3928059C1	424	11	N/A		
VB62RC	18	TN	TXL	1661224C1	3928059C1	424	12	N/A		
UH91-GAH	18	WH	TXL	1661875C1	1667741C1	425	A	3568570C1		
UH44L	18	GY	TXL	1661875C1	1667741C1	425	B	3568570C1		
UH44J	18	GY	TXL	1661875C1	1667741C1	425	C	3568570C1		
VE2-G	1	WH	SGX	2241335C1		430	1	3812582R1		
VK2-G	1	WH	SGX	2241335C1		430	1	3812582R1		
KS10-G1	10	WH	TXL	2025425C1	1667732C1	500	A	1667735C1		

Circuit Number	Gauge	Color	Insulation	Terminal / Splice Number	Connector Part number	Connector Number	Cavity	Seal/Sleeve	Lock 1	Lock 2
KD10-G5	10	WH	TXL	2025425C1	1667732C1	500	A	1667735C1		
KE10A	10	BK	GXL	2025425C1	1667732C1	500	B	1667735C1		
KG10A	10	BK	GXL	2025425C1	1667732C1	500	B	1667735C1		
KJ10A	10	BK	GXL	2025425C1	1667732C1	500	B	1667735C1		
LA10-GG	10	WH	GXL	2025425C1	1667732C1	500	B	1667735C1		
LB10-GG	10	WH	GXL	2025425C1	1667732C1	500	B	1667735C1		
LC10-GG	10	WH	GXL	2025425C1	1667732C1	500	B	1667735C1		
LD10-GG	10	WH	GXL	2025425C1	1667732C1	500	B	1667735C1		
LE10-GG	10	WH	GXL	2025425C1	1667732C1	500	B	1667735C1		
LF10-GG	10	WH	GXL	2025425C1	1667732C1	500	B	1667735C1		
NU11-GAM	10	WH	TXL	2025425C1	1667732C1	500	B	1667735C1		
PR10H	16	WH	TXL	1667736C1	1667732C1	500	B	1664232C1		
RU10A	10	BK	GXL	2025425C1	1667732C1	500	B	1667735C1		
RV10A	10	BK	GXL	2025425C1	1667732C1	500	B	1667735C1		
RW10A	10	BK	GXL	2025425C1	1667732C1	500	B	1667735C1		
KS10-G6	10	WH	TXL	2025425C1	1667732C1	500	B	1667735C1		
PR10B	16	WH	TXL	1667736C1	1667732C1	500	C	1664232C1		
AE26A	10	WH	TXL	2025425C1	1667732C1	500	C	1667735C1		
AC23	20	TN	TXL	1661875C1	3522068C1	600	A	3568570C1		
AC23	20	TN	TXL	1661875C1	3522068C1	600	A	3568570C1		
AC23-G	20	TN	TXL	1661875C1	3522068C1	600	B	3568570C1		
AC23-G	20	TN	TXL	1661875C1	3522068C1	600	B	3568570C1		
VJ95N	20	TN	TXL	3626441C1	6114577C1	674	1	N/A		
VL95E	20	TN	TXL	3626441C1	6114577C1	674	1	N/A		
VJ95F	20	TN	TXL	3626441C1	6114577C1	674	2	N/A		
VL95F	20	TN	TXL	3626441C1	6114577C1	674	2	N/A		
VJ95MC	20	TN	TXL	3626441C1	6114577C1	674	3	N/A		
VL95H	18	TN	TXL	3626441C1	6114577C1	674	3	N/A		
VJ95AR1	18	TN	TXL	3626441C1	6114577C1	674	4	N/A		
VL95AR1	18	TN	TXL	3626441C1	6114577C1	674	4	N/A		
VJ95AB	20	TN	TXL	3626441C1	6114577C1	674	5	N/A		
VL95AC	20	TN	TXL	3626441C1	6114577C1	674	5	N/A		
VJ95AC	18	TN	TXL	3626441C1	6114577C1	674	6	N/A		
AA95AA	20	TN	TXL	3626441C1	6114577C1	674	6	N/A		
AC95AB	20	TN	TXL	3626441C1	6114577C1	674	6	N/A		
VJ95AS1	18	TN	TXL	3626441C1	6114577C1	674	7	N/A		
VL95AS1	18	TN	TXL	3626441C1	6114577C1	674	7	N/A		
VJ95AT1	18	TN	TXL	3626441C1	6114577C1	674	8	N/A		
VL95AT1	18	TN	TXL	3626441C1	6114577C1	674	8	N/A		
VJ95C	18	TN	TXL	3626441C1	6114577C1	674	9	N/A		
VL95AU1	18	TN	TXL	3626441C1	6114577C1	674	9	N/A		
VJ10-G5	16	WH	GXL	3627568C1	6114577C1	674	10	N/A		
VJ10-G4	16	WH	GXL	3627568C1	6114577C1	674	10	N/A		
VJ10-G1	16	WH	150	3627568C1	6114577C1	674	11	N/A		
VJ10-G1	16	WH	GXL	3627568C1	6114577C1	674	11	N/A		
VJ13R	16	PK	150	3627568C1	6114577C1	674	12	N/A		
VJ13AA	18	PK	TXL	3626441C1	6114577C1	674	12	N/A		
VJ5B(+)	18	YL	193	3626441C1	6114577C1	674	13	N/A		
VJ5(+)	18	YL	193	3626441C1	6114577C1	674	13	N/A		
VJ5B(-)	18	GN	193	3626441C1	6114577C1	674	14	N/A		
VJ5(-)	18	GN	193	3626441C1	6114577C1	674	14	N/A		
KA95H1	16	PK	TXL	2033819C1	3765646C91	679	A1	1652325C1		
KA95P	16	PK	TXL	2033819C1	3765646C91	679	A10	1652325C1		
VJ10-G4	16	WH	GXL	2033819C1	3765646C91	679	A12	1652325C1		

Circuit Number	Gauge	Color	Insulation	Terminal / Splice Number	Connector Part number	Connector Number	Cavity	Seal/Sleeve	Lock 1	Lock 2
KA95H2	16	PK	TXL	2033819C1	3765646C91	679	A3	1652325C1		
KA95H3	16	PK	TXL	2033819C1	3765646C91	679	A4	1652325C1		
KA95H4	16	PK	TXL	2033819C1	3765646C91	679	A6	1652325C1		
KA95H5	16	PK	TXL	2033819C1	3765646C91	679	A7	1652325C1		
KA95H6	16	PK	TXL	2033819C1	3765646C91	679	A9	1652325C1		
KA95G8BA	16	BK	TXL	2033819C1	3765646C91	679	B1	1652325C1		
KA95A	20	TN	TXL	2033819C1	3765646C91	679	B10	3517771C1		
VJ95AR3	16	TN	TXL	2033819C1	3765646C91	679	B12	1652325C1		
VJ95AS3	16	TN	TXL	2033819C1	3765646C91	679	B3	1652325C1		
KA95G8BB	16	BK	TXL	2033819C1	3765646C91	679	B4	1652325C1		
VJ95AT3	16	TN	TXL	2033819C1	3765646C91	679	B6	1652325C1		
KA95G8BD	16	BK	TXL	2033819C1	3765646C91	679	B7	1652325C1		
VJ95AU3	16	TN	TXL	2033819C1	3765646C91	679	B9	1652325C1		
KA95PA	14	PK	TXL	2033816C1	3765646C91	679	D10	1652325C1		
KA95PC	16	PK	TXL	2033819C1	3765646C91	679	D12	1652325C1		
KA95H7	16	PK	TXL	2033819C1	3765646C91	679	E1	1652325C1		
KA95TB	18	GY	TXL	2033819C1	3765646C91	679	E10	3517771C1		
VJ95KD	14	RD	TXL	2033816C1	3765646C91	679	E12	1652325C1		
VJ14	16	RD	TXL	2033819C1	3765646C91	679	E2	1652325C1		
KA95P	16	PK	TXL	2033819C1	3765646C91	679	E3	1652325C1		
VJ14B	16	RD	TXL	2033819C1	3765646C91	679	E4	1652325C1		
KA95PB	14	PK	TXL	2033816C1	3765646C91	679	E5	1652325C1		
VJ14C	14	RD	TXL	2033816C1	3765646C91	679	E6	1652325C1		
KA95H1	18	PK	TXL	2033819C1	3765646C92	690	A1	3517771C1		
KA95P	18	RD	TXL	2033819C1	3765646C92	690	A10	3517771C1		
KA95S8	20	TN	TXL	2033819C1	3765646C92	690	A12	3517771C1		
KA95H2	18	PK	TXL	2033819C1	3765646C92	690	A3	3517771C1		
KA95H3	18	PK	TXL	2033819C1	3765646C92	690	A4	3517771C1		
KA95H4	18	PK	TXL	2033819C1	3765646C92	690	A6	3517771C1		
KA95H5	18	PK	TXL	2033819C1	3765646C92	690	A7	3517771C1		
KA95H6	18	PK	TXL	2033819C1	3765646C92	690	A9	3517771C1		
KA95G8BA	18	BK	TXL	2033819C1	3765646C92	690	B1	3517771C1		
VJ10-G3	16	WH	GXL	2033819C1	3765646C92	690	B10	1652325C1		
VL95AR3	18	TN	TXL	2033819C1	3765646C92	690	B12	3517771C1		
VL95AS3	18	TN	TXL	2033819C1	3765646C92	690	B3	3517771C1		
KA95G8BB	18	BK	TXL	2033819C1	3765646C92	690	B4	3517771C1		
VL95AT3	18	TN	TXL	2033819C1	3765646C92	690	B6	3517771C1		
KA95G8BD	18	BK	TXL	2033819C1	3765646C92	690	B7	3517771C1		
VL95AU3	18	TN	TXL	2033819C1	3765646C92	690	B9	3517771C1		
KA95PA	10	PK	TXL	1687847C1	3765646C92	690	D10	589390C1		
KA95PC	10	PK	TXL	1687847C1	3765646C92	690	D12	589390C1		
KA95H7	18	PK	TXL	2033819C1	3765646C92	690	E1	3517771C1		
KA95TB	18	GY	TXL	2033819C1	3765646C92	690	E10	3517771C1		
VJ95KD	10	TN	TXL	1687847C1	3765646C92	690	E12	589390C1		
KA14AA	18	RD	TXL	2033819C1	3765646C92	690	E2	3517771C1		
KA95P	18	RD	TXL	2033819C1	3765646C92	690	E3	3517771C1		
KA14B	16	RD	TXL	2033819C1	3765646C92	690	E4	1652325C1		
KA95PB	10	PK	TXL	1687847C1	3765646C92	690	E5	589390C1		
KA14C	10	RD	TXL	1687847C1	3765646C92	690	E6	589390C1		
WA2-G	2	WH	SGX	2241332C1		1000	1	3812582R1		
WA2	2	RD	SGX	2241332C1		1001	1	3812582R1		
CD14	4	RD	SGX	2015884C1		1002	1	2644002R1		
CD14D	4	RD	SGX	2015884C1		1003	1	2644002R1		
FA11-GAA	6	WH	SGX	2015884C1		1004	1	2644002R1		

Circuit Number	Gauge	Color	Insulation	Terminal / Splice Number	Connector Part number	Connector Number	Cavity	Seal/Sleeve	Lock 1	Lock 2
AD11-GT	10	WH	GXL	3710088C1		1005	1	2644005R1		
AE11-GT	10	WH	GXL	3710088C1		1005	1	2644005R1		
WB2-G	1	WH	SGX	3870430C1		1010	1	2643308R1		
CD14AB	12	RD	TXL	3768014C1	3768015C1	1010	2	N/A		
UD14A	18	RD	TXL	3768012C1	3768015C1	1010	5	N/A		
UL92BT	18	TN	TXL	3768012C1	3768015C1	1010	5	N/A		
VG70J	12	OR	TXL	3768014C	3768015C1	1010	6	N/A		
VJ70J	12	OR	TXL	3768014C	3768015C1	1010	6	N/A		
AD98H	18	RD	TXL	1 3768012	3768015C	1010	7	N/A		
AE98H	18	RD	TXL	3768012C1	3768015C1	1010	7	N/A		
AB14D	18	RD	TXL	3768012C1	3768015C1	1010	8	N/A		
AC14D	18	RD	TXL	3768012C1	3768015C1	1010	8	N/A		
CD14AC	12	RD	TXL	3768014C1	3768015C1	1010	10	N/A		
AA14EE	16	RD	TXL	3768013C1	3768015C1	1010	13	N/A		
TA75AC	12	RD	GXL	3768014C1	3768015C1	1010	14	N/A		
EB15	18	RD	TXL	3768012C1	3768015C1	1010	15	N/A		
EE15	18	RD	TXL	3768012C1	3768015C1	1010	15	N/A		
YD14CSB	16	RD	TXL	3768013C1	3768015C1	1010	16	N/A		
CD14AD	12	RD	TXL	3768014C1	3768015C1	1010	18	N/A		
UC92DC	18	TN	TXL	3768012C1	3768015C1	1010	21	N/A		
VH94TV	12	GY	GXL	3768014C	3768015C1	1010	22	N/A		
VW14ED	14	RD	GXL	3768014C1	3768015C1	1010	24	N/A		
CD14AE	12	RD	TXL	3768014C1	3768015C1	1010	26	N/A		
SM86P	18	LTGN	TXL	3768012C1	3768015C1	1010	29	N/A		
RC81B	12	RD	TXL	3768014C1	3768015C1	1010	30	N/A		
RD81B	12	RD	TXL	3768014C1	3768015C1	1010	30	N/A		
RG78V	12	LTGN	TXL	3768014C1	3768015C1	1010	30	N/A		
AA14MUX	18	RD	TXL	3768012C1	3768015C1	1010	31	N/A		
HN20	16	LTGN	TXL	3768013C1	3768015C1	1010	32	N/A		
CD14AF	12	RD	TXL	3768014C1	3768015C1	1010	34	N/A		
MK14TS	20	RD	TXL	3768012C1	3768015C1	1010	37	N/A		
ML14EA	16	RD	TXL	3768013C1	3768015C1	1010	37	N/A		
MM14EB	18	RD	GXL	3768012C1	3768015C1	1010	37	N/A		
MP14EA	16	RD	TXL	3768013C1	3768015C1	1010	37	N/A		
MQ14ED	16	RD	TXL	3768013C1	3768015C1	1010	37	N/A		
VW14EA	16	RD	GXL	3768013C1	3768015C1	1010	37	N/A		
RC81A	12	LTGN	TXL	3768014C1	3768015C1	1010	38	N/A		
RD81A	12	LTGN	TXL	3768014C1	3768015C1	1010	38	N/A		
XA94AY	12	GY	TXL	3768014C1	3768015C1	1010	39	N/A		
XE94AY	14	GY	GXL	3768014C1	3768015C1	1010	39	N/A		
XS94L	12	GY	TXL	3768014C1	3768015C1	1010	39	N/A		
LB17BA	18	PK	TXL	3768012C1	3768015C1	1010	40	N/A		
WB2	1	RD	SGX	3870430C1		1011	1	2643308R1		
AA82P	16	GY	TXL	3768007C	3768010C1	1011	R2 -	30 N/A		
TJ70ET	10	RD	TXL	3768009C1	3768010C1	1011	R1 -	7 N/A		
TK70T	12	OR	TXL	3768009C1	3768010C1	1011	R1 -	7 N/A		
VG70-GT	18	WH	TXL	3768003C1	3768010C1	1011	R1 -	5 N/A		
VG70D	18	OR	TXL	3768003C1	3768010C1	1011	R1 -	6 N/A		
VG70J	12	OR	TXL	3768009C1	3768010C1	1011	R1 -	0 N/A		
VJ70-GT	18	WH	TXL	3768003C1	3768010C1	1011	R1 -	5 N/A		
VJ70DA	18	OR	TXL	3768003C1	3768010C1	1011	R1 -	6 N/A		
VJ70J	12	OR	TXL	3768009C1	3768010C1	1011	R1 -	0 N/A		
AA82E	16	GY	TXL	3768007C1	3768010C1	1011	R2 -	7 N/A		
AA82F	18	GY	TXL	3768003C1	3768010C1	1011	R2 -	6 N/A		

Circuit Number	Gauge	Color	Insulation	Terminal / Splice Number	Connector Part number	Connector Number	Cavity	Seal/Sleeve	Lock 1	Lock 2
AA82J	16	GY	TXL	3768004C1	3768010C1	1011	R2 -	7A N/A		
AA82M	16	GY	TXL	3768004C1	3768010C1	1011	R2 -	5 N/A		
GX92#103B	18	TN	TXL	3768007C1	3768010C1	1011	R3 -	0 N/A		
GZ92#103B	18	TN	TXL	3768007C1	3768010C1	1011	R3 -	0 N/A		
VA92#117A	18	TN	TXL	3768003C1	3768010C1	1011	R3 -	6 N/A		
VA92#117B	18	TN	TXL	3768003C1	3768010C1	1011	R3 -	5 N/A		
VA92#117C	18	TN	TXL	3768007C1	3768010C1	1011	R3 -	7 N/A		
AD11-GR	18	WH	TXL	3768003C1	3768010C1	1011	R4 -	5 N/A		
AE11-GR	18	WH	TXL	3768003C1	3768010C1	1011	R4 -	5 N/A		
CD14DA	10	RD	TXL	3768009C1	3768010C1	1011	R4 -	0 N/A		
EH12C	18	LTBL	TXL	3768003C1	3768010C1	1011	R4 -	6 N/A		
EH12D	12	LTBL	TXL	3768009C1	3768010C1	1011	R4 -	7 N/A		
EJ12D	12	LTBL	TXL	3768009C1	3768010C1	1011	R4 -	7 N/A		
EJ12S	18	LTBL	TXL	3768003C1	3768010C1	1011	R4 -	6 N/A		
AA82H	18	GY	TXL	3768003C1	3768010C1	1011	R5 -	6 N/A		
AA82K	16	GY	TXL	3768007C1	3768010C1	1011	R5 -	7 N/A		
AA82L	16	GY	TXL	3768004C1	3768010C1	1011	R5 -	7A N/A		
AA82N	18	GY	TXL	3768003C1	3768010C1	1011	R5 -	5 N/A		
AA82P	16	GY	TXL	3768007C1	3768010C1	1011	R5 -	0 N/A		
KK18	16	GY	TXL	3768007C1	3768010C1	1011	R6 -	0 N/A		
KK18-GB	18	WH	TXL	3768003C1	3768010C1	1011	R6 -	6 N/A		
KK18A	18	GY	TXL	3768003C1	3768010C1	1011	R6 -	5 N/A		
KK18V	16	GY	TXL	3768007C1	3768010C1	1011	R6 -	7 N/A		
KL18-GB	18	WH	TXL	3768003C1	3768010C1	1011	R6 -	6 N/A		
KL18C	16	GY	TXL	3768007C1	3768010C1	1011	R6 -	0 N/A		
KL18D	18	GY	TXL	3768003C1	3768010C1	1011	R6 -	5 N/A		
KL18V	16	GY	TXL	3768007C1	3768010C1	1011	R6 -	7 N/A		
KM18	16	GY	TXL	3768007C1	3768010C1	1011	R6 -	0 N/A		
KM18-GB	18	WH	TXL	3768003C1	3768010C1	1011	R6 -	6 N/A		
KM18E	18	GY	TXL	3768003C1	3768010C1	1011	R6 -	5 N/A		
KM18V	16	GY	TXL	3768007C1	3768010C1	1011	R6 -	7 N/A		
DJ13-GFF	18	WH	TXL	3768003C1	3768010C1	1012	R1 -	5 N/A		
DJ13DR	18	PK	TXL	3768003C1	3768010C1	1012	R1 -	6 N/A		
TE94T	12	GY	TXL	3768009C1	3768010C1	1012	R1 -	7 N/A		
TF72V	12	GY	TXL	3768009C1	3768010C1	1012	R1 -	7 N/A		
VH94TV	12	GY	GXL	3768009C1	3768010C1	1012	R1 -	0 N/A		
ZC71A	18	OR	TXL	3768007C1	3768010C1	1012	R2 -	0 N/A		
ZC71B	18	WH	TXL	3768003C1	3768010C1	1012	R2 -	6 N/A		
ZC71BA	16	OR	TXL	3768007C1	3768010C1	1012	R2 -	7 N/A		
ZC92#165A	18	TN	TXL	3768003C1	3768010C1	1012	R2 -	5 N/A		
ZJ71A	18	OR	TXL	3768007C1	3768010C1	1012	R2 -	0 N/A		
ZJ71AB	16	OR	TXL	3768007C1	3768010C1	1012	R2 -	7 N/A		
ZJ71B	18	WH	TXL	3768003C1	3768010C1	1012	R2 -	6 N/A		
ZJ92#165A	18	TN	TXL	3768003C1	3768010C1	1012	R2 -	5 N/A		
ZL71	16	OR	TXL	3768007C1	3768010C1	1012	R2 -	0 N/A		
ZL71AB	18	TN	TXL	3768003C1	3768010C1	1012	R2 -	6 N/A		
ZL71AC	16	OR	TXL	3768007C1	3768010C1	1012	R2 -	7 N/A		
ZL71B	18	WH	TXL	3768003C1	3768010C1	1012	R2 -	5 N/A		
PC92-GAJ	18	WH	TXL	3768003C1	3768010C1	1012	R3 -	5 N/A		
PC92A1	18	TN	TXL	3768007C1	3768010C1	1012	R3 -	7 N/A		
PC92A18	16	TN	GXL	3768007C1	3768010C1	1012	R3 -	0 N/A		
PC92DN	18	TN	GXL	3768003C1	3768010C1	1012	R3 -	6 N/A		
EJ12T	18	LTBL	TXL	3768003C1	3768010C1	1012	R4 -	6 N/A		
TH14SC	12	RD	TXL	3768009C1	3768010C1	1012	R4 -	0 N/A		

Circuit Number	Gauge	Color	Insulation	Terminal / Splice Number	Connector Part number	Connector Number	Cavity	Seal/Sleeve	Lock 1	Lock 2
TH72	18	OR	TXL	3768003C1	3768010C1	1012	R4 -	5 N/A		
TH72-GA	18	WH	TXL	3768003C1	3768010C1	1012	R4 -	6 N/A		
TH72A	12	OR	TXL	3768009C1	3768010C1	1012	R4 -	7 N/A		
VK12-GCL	18	WH	TXL	3768003C1	3768010C1	1012	R4 -	5 N/A		
VK14BA	16	RD	TXL	3768007C1	3768010C1	1012	R4 -	0 N/A		
VL12BB	16	LTBL	TXL	3768007C1	3768010C1	1012	R4 -	7 N/A		
VM12BB	16	LTBL	TXL	3768007C1	3768010C1	1012	R4 -	7 N/A		
VP12BB	16	LTBL	TXL	3768007C1	3768010C1	1012	R4 -	7 N/A		
VR12BB	16	LTBL	TXL	3768007C1	3768010C1	1012	R4 -	7 N/A		
VT12BB	16	LTBL	TXL	3768007C1	3768010C1	1012	R4 -	7 N/A		
VJ70-GV	18	WH	TXL	3768003C1	3768010C1	1012	R5 -	5 N/A		
VJ70DB	18	OR	TXL	3768003C1	3768010C1	1012	R5 -	6 N/A		
VJ70JA	12	OR	TXL	3768009C1	3768010C1	1012	R5 -	0 N/A		
VL70TA	12	OR	TXL	3768009C1	3768010C1	1012	R5 -	7 N/A		
VM70TA	12	OR	TXL	3768009C1	3768010C1	1012	R5 -	7 N/A		
VN70-GV	18	WH	TXL	3768003C1	3768010C1	1012	R5 -	5 N/A		
VN70D	18	OR	TXL	3768003C1	3768010C1	1012	R5 -	6 N/A		
VN70JA	12	OR	TXL	3768009C1	3768010C1	1012	R5 -	0 N/A		
VQ70TA	12	OR	TXL	3768009C1	3768010C1	1012	R5 -	7 N/A		
VS70TA	12	OR	TXL	3768009C1	3768010C1	1012	R5 -	7 N/A		
DF13DU	18	GY	TXL	3768003C1	3768010C1	1012	R6 -	6 N/A		
LJ104DA	16	DKBL	TXL	3768007C1	3768010C1	1012	R6 -	0 N/A		
LJ104DB	16	DKBL	TXL	3768007C1	3768010C1	1012	R6 -	7 N/A		
LJ104DC	18	DKBL	TXL	3768003C1	3768010C1	1012	R6 -	5 N/A		
WX2	2	RD	SGX	2241353C1		1013	1	3812582R1		
QA23H	18	TN	TXL	2 3768003	3768010C	1013	R6	85 N/A		
QA23DA	18	TN	TXL	3768003C	3768010C1	1013	R5 -	85 N/A		
RF78	16	LTGN	TXL	3768007C1	3768010C1	1013	R1 -	7 N/A		
RF78RP	16	LTGN	TXL	3768007C1	3768010C1	1013	R1 -	0 N/A		
RF78RR	18	WH	TXL	3768003C1	3768010C1	1013	R1 -	5 N/A		
RN78RK	18	LTGN	TXL	3768003C1	3768010C1	1013	R1 -	6 N/A		
RP78RC	18	LTGN	TXL	3768003C1	3768010C1	1013	R1 -	6 N/A		
QA11-GM	18	WH	TXL	3768003C1	3768010C1	1013	R2 -	6 N/A		
QA13B	18	PK	TXL	3768007C1	3768010C1	1013	R2 -	0 N/A		
QA23DA	18	TN	TXL	3768007C1	3768010C1	1013	R2 -	7 N/A		
QA23F	18	TN	TXL	3768003C1	3768010C1	1013	R2 -	5 N/A		
QA23H	18	TN	TXL	3768003C1	3768010C1	1013	R2 -	7A N/A		
KS59-GCA	18	WH	TXL	3768003C1	3768010C1	1013	R3 -	5 N/A		
KS59KB	18	GY	TXL	3768003C1	3768010C1	1013	R3 -	7A N/A		
KS59KD	18	GY	TXL	3768007C1	3768010C1	1013	R3 -	0 N/A		
KS71P	18	GY	TXL	3768003C1	3768010C1	1013	R3 -	6 N/A		
KT59-GM	18	WH	TXL	3768003C1	3768010C1	1013	R3 -	5 N/A		
KT59KA	18	GY	TXL	3768003C1	3768010C1	1013	R3 -	7A N/A		
KT59KD	18	GY	TXL	3768007C1	3768010C1	1013	R3 -	0 N/A		
KT71P	18	GY	TXL	3768003C1	3768010C1	1013	R3 -	6 N/A		
KU59-GM	18	WH	TXL	3768003C1	3768010C1	1013	R3 -	5 N/A		
KU59KA	18	GY	TXL	3768003C1	3768010C1	1013	R3 -	7A N/A		
KU59KD	18	GY	TXL	3768007C1	3768010C1	1013	R3 -	0 N/A		
KU71P	18	GY	TXL	3768003C1	3768010C1	1013	R3 -	6 N/A		
KS59-GC	18	WH	TXL	3768003C1	3768010C1	1013	R4 -	5 N/A		
KS59JC	18	GY	TXL	3768007C1	3768010C1	1013	R4 -	0 N/A		
KS59KC	18	GY	TXL	3768007C1	3768010C1	1013	R4 -	7 N/A		
KS59KF	18	GY	TXL	3768003C1	3768010C1	1013	R4 -	6 N/A		
KT59-GMA	18	WH	TXL	3768003C1	3768010C1	1013	R4 -	5 N/A		

Circuit Number	Gauge	Color	Insulation	Terminal / Splice Number	Connector Part number	Connector Number	Cavity	Seal/Sleeve	Lock 1	Lock 2
KT59JC	18	GY	TXL	3768007C1	3768010C1	1013	R4 -	0 N/A		
KT59KC	18	GY	TXL	3768007C1	3768010C1	1013	R4 -	7 N/A		
KT59KF	18	GY	TXL	3768003C1	3768010C1	1013	R4 -	6 N/A		
KU59-GMA	18	WH	TXL	3768003C1	3768010C1	1013	R4 -	5 N/A		
KU59JC	18	GY	TXL	3768007C1	3768010C1	1013	R4 -	0 N/A		
KU59KC	18	GY	TXL	3768007C1	3768010C1	1013	R4 -	7 N/A		
KU59KF	18	GY	TXL	3768003C1	3768010C1	1013	R4 -	6 N/A		
QA11-GCH	18	WH	TXL	3768003C1	3768010C1	1013	R5 -	7A N/A		
QA13C	18	PK	TXL	3768007C1	3768010C1	1013	R5 -	7 N/A		
QA23BC	18	TN	TXL	3768007C1	3768010C1	1013	R5 -	0 N/A		
QA23CA	18	TN	TXL	3768003C1	3768010C1	1013	R5 -	6 N/A		
QA11-GCJ	18	WH	TXL	3768003C1	3768010C1	1013	R6 -	7A N/A		
QA13DA	18	PK	TXL	3768007C1	3768010C1	1013	R6 -	7 N/A		
QA23DB	18	TN	TXL	3768007C1	3768010C1	1013	R6 -	0 N/A		
QA23EB	18	TN	TXL	3768003C1	3768010C1	1013	R6 -	6 N/A		
RK78-GC	18	WH	TXL	3768003C1	3768010C1	1014	R1 -	5 N/A		
RK78BC	16	LTGN	TXL	3768004C1	3768010C1	1014	R1 -	6 N/A		
RK78G	16	LTGN	TXL	3768007C1	3768010C1	1014	R1 -	0 N/A		
RK78H	14	BK	TXL	3768008C1	3768010C1	1014	R1 -	7 N/A		
UD14A	18	RD	TXL	3768007C1	3768010C1	1014	R2 -	0 N/A		
UD17B	18	PK	TXL	3768007C1	3768010C1	1014	R2 -	7 N/A		
UD92-GC	18	WH	TXL	3768003C1	3768010C1	1014	R2 -	5 N/A		
UD92B	18	TN	TXL	3768003C1	3768010C1	1014	R2 -	6 N/A		
ZR12-GD	16	WH	TXL	3768004C1	3768010C1	1014	R3 -	5 N/A		
ZR12U	12	LTBL	TXL	3768009C1	3768010C1	1014	R3 -	7 N/A		
ZR12Z	12	LTBL	TXL	3768009C1	3768010C1	1014	R3 -	0 N/A		
ZR12ZB	18	LTBL	TXL	3768003C1	3768010C1	1014	R3 -	6 N/A		
AD11-GY	18	WH	TXL	3768003C1	3768010C1	1014	R4 -	5 N/A		
AE11-GY	18	WH	TXL	3768003C1	3768010C1	1014	R4 -	5 N/A		
CD14DB	10	RD	TXL	3768009C1	3768010C1	1014	R4 -	0 N/A		
DE13DF	18	PK	TXL	3768003C1	3768010C1	1014	R4 -	6 N/A		
DF13DF	18	PK	TXL	3768003C1	3768010C1	1014	R4 -	6 N/A		
DJ13DG	12	PK	TXL	3768009C1	3768010C1	1014	R4 -	7 N/A		
RK78-GD	18	WH	TXL	3768003C1	3768010C1	1014	R5 -	5 N/A		
RK78D	14	BK	TXL	3768008C1	3768010C1	1014	R5 -	7 N/A		
RK78E	14	LTGN	TXL	3768008C1	3768010C1	1014	R5 -	0 N/A		
RK78F	18	LTGN	TXL	3768003C1	3768010C1	1014	R5 -	6 N/A		
RL78AA	16	LTGN	TXL	3768007C1	3768010C1	1014	R6 -	0 N/A		
RL78AB	16	LTGN	TXL	3768007C1	3768010C1	1014	R6 -	7 N/A		
RL78RN	18	WH	TXL	3768003C1	3768010C1	1014	R6 -	5 N/A		
RM78AA	16	LTGN	TXL	3768007C1	3768010C1	1014	R6 -	0 N/A		
RM78AB	16	LTGN	TXL	3768007C1	3768010C1	1014	R6 -	7 N/A		
RM78RM	18	WH	TXL	3768003C1	3768010C1	1014	R6 -	5 N/A		
RN78RD	18	LTGN	TXL	3768003C1	3768010C1	1014	R6 -	6 N/A		
RR78RC	18	LTGN	TXL	3768003C1	3768010C1	1014	R6 -	6 N/A		
DJ13DJ	12	PK	TXL	3768014C1	3768015C1	1015	2	N/A		
MK13TS	20	PK	TXL	3768012C1	3768015C1	1015	5	N/A		
MM13EE	18	PK	TXL	3768012C1	3768015C1	1015	5	N/A		
MQ13EE	16	PK	TXL	3768013C1	3768015C1	1015	5	N/A		
VW13EE	16	PK	TXL	3768013C1	3768015C1	1015	5	N/A		
HE87MB	18	GY	TXL	3768012C1	3768015C1	1015	6	N/A		
HJ87KA	18	GY	TXL	3768012C1	3768015C1	1015	6	N/A		
DJ13DR	18	PK	TXL	3768012C1	3768015C1	1015	7	N/A		
WD44Y	16	GY	TXL	3768013C1	3768015C1	1015	8	N/A		

Circuit Number	Gauge	Color	Insulation	Terminal / Splice Number	Connector Part number	Connector Number	Cavity	Seal/Sleeve	Lock 1	Lock 2
DJ13DK	12	PK	TXL	3768014C1	3768015C1	1015	10	N/A		
KR59J	18	GY	TXL	3768012C1	3768015C1	1015	13	N/A		
K559JB	18	GY	TXL	3768012C1	3768015C1	1015	13	N/A		
KT59JB	18	GY	TXL	3768012C1	3768015C1	1015	13	N/A		
KU59JB	18	GY	TXL	3768012C1	3768015C1	1015	13	N/A		
DL13AB	18	PK	TXL	3768012C1	3768015C1	1015	14	N/A		
ZA71BB	16	OR	TXL	3768013C1	3768015C1	1015	15	N/A		
ZC71	16	OR	TXL	3768013C1	3768015C1	1015	15	N/A		
ZH71AA	16	OR	TXL	3768013C1	3768015C1	1015	15	N/A		
ZJ71	16	OR	TXL	3768013C1	3768015C1	1015	15	N/A		
ZL71	16	OR	TXL	3768013C1	3768015C1	1015	15	N/A		
AB13D	18	PK	TXL	3768012C1	3768015C1	1015	16	N/A		
AC13D	18	PK	TXL	3768012C1	3768015C1	1015	16	N/A		
DJ13DL	12	PK	TXL	3768014C1	3768015C1	1015	18	N/A		
SH86P	16	LTGN	TXL	3768013C1	3768015C1	1015	21	N/A		
SJ86P	16	LTGN	TXL	3768013C1	3768015C1	1015	21	N/A		
SK86P	16	LTGN	TXL	3768013C1	3768015C1	1015	21	N/A		
SL86P	16	LTGN	TXL	3768013C1	3768015C1	1015	21	N/A		
RF78RP	16	LTGN	TXL	3768013C	3768015C1	1015	22	N/A		
AA13EA	18	PK	TXL	3768012C1	3768015C1	1015	23	N/A		
UL92#163A	16	PK	TXL	3768013C1	3768015C1	1015	24	N/A		
UN92YD	16	TN	TXL	3768013C1	3768015C1	1015	24	N/A		
DJ13DM	12	PK	TXL	3768014C1	3768015C1	1015	26	N/A		
YA67A	16	PK	TXL	3768013C1	3768015C1	1015	29	N/A		
YC67A	16	PK	TXL	3768013C1	3768015C1	1015	29	N/A		
KH39A	16	GY	TXL	3768013C1	3768015C1	1015	30	N/A		
LL13B	16	PK	TXL	3768013C1	3768015C1	1015	31	N/A		
MA97F	16	VT	TXL	3768013C1	3768015C1	1015	32	N/A		
DJ13DN	12	PK	TXL	3768014C1	3768015C1	1015	34	N/A		
XA94V	18	GY	TXL	3768012C1	3768015C1	1015	37	N/A		
XE94V	14	GY	GXL	3768014C1	3768015C1	1015	37	N/A		
XT90E	18	GY	TXL	3768012C1	3768015C1	1015	37	N/A		
XU90E	18	GY	TXL	3768012C1	3768015C1	1015	37	N/A		
KH39	16	GY	TXL	3768013C1	3768015C1	1015	38	N/A		
YB67TA	18	PK	TXL	3768012C1	3768015C1	1015	39	N/A		
YD67A	16	PK	TXL	3768013C1	3768015C1	1015	40	N/A		
CD14C	8	RD	TXL	4100163C1	4100070C1	1016	R1-30	N/A		
CD14CA	8	RD	TXL	4100163C1	4100070C1	1016	R1-87	N/A		
CD14DC	8	RD	TXL	4100163C1	4100070C1	1016	R2-30	N/A		
AD11-GZ	18	WH	TXL	3768007C1	4100070C1	1016	R2-85	N/A		
AE11-GZ	18	WH	TXL	3768007C1	4100070C1	1016	R2-85	N/A		
DE13DE	18	PK	TXL	3768007C1	4100070C1	1016	R2-86	N/A		
DF13DE	18	PK	TXL	3768007C1	4100070C1	1016	R2-86	N/A		
DJ13DH	8	RD	TXL	4100163C1	4100070C1	1016	R2-87	N/A		
CD14CG	12	RD	TXL	3768014C1	3768015C1	1017	1	N/A		
CD14CH	12	RD	TXL	3768014C1	3768015C1	1017	2	N/A		
EH12J	18	LTBL	TXL	3768012C1	3768015C1	1017	3	N/A		
EJ12J	18	LTBL	TXL	3768012C1	3768015C1	1017	3	N/A		
CD14AG	12	RD	TXL	3768014C1	3768015C1	1017	4	N/A		
NP14DCE	18	RD	GXL	3768012C1	3768015C1	1017	5	N/A		
QE14A	12	RD	TXL	3768014C1	3768015C1	1017	6	N/A		
QF14A	12	RD	TXL	3768014C1	3768015C1	1017	6	N/A		
HD85AA	18	GY	TXL	3768012C1	3768015C1	1017	7	N/A		
TJ14NS	12	BK	TXL	3768014C1	3768015C1	1017	8	N/A		

Circuit Number	Gauge	Color	Insulation	Terminal / Splice Number	Connector Part number	Connector Number	Cavity	Seal/Sleeve	Lock 1	Lock 2
CD14CB	12	RD	TXL	3768157C1	3768015C1	1017	10	N/A		
LJ104DA	16	DKBL	TXL	3768013C	3768015C1	1017	13	N/A		
NE14A	20	PK	TXL	3768012C1	3768015C1	1017	13	N/A		
JB86C	14	LTGN	TXL	3768014C1	3768015C1	1017	14	N/A		
AA63BD	18	DKBL	TXL	3768012C1	3768015C1	1017	15	N/A		
MH26D	18	TN	GXL	3768012C1	3768015C1	1017	16	N/A		
MJ26D	18	TN	GXL	3768012C1	3768015C1	1017	16	N/A		
RK78G	16	LTGN	TXL	3768013C	3768015C1	1017	16	N/A		
CD14CC	12	RD	TXL	3768014C1	3768015C1	1017	17	N/A		
CD14CD	12	RD	TXL	3768014C1	3768015C1	1017	18	N/A		
CD14CE	12	RD	TXL	3768014C1	3768015C1	1017	19	N/A		
CD14CF	12	RD	TXL	3768014C1	3768015C1	1017	20	N/A		
KK18V	16	GY	TXL	3768013C	3768015C1	1017	21	N/A		
KL18V	16	GY	TXL	3768013C	3768015C1	1017	21	N/A		
KM18V	16	GY	TXL	3768013C	3768015C1	1017	21	N/A		
TH145C	12	RD	TXL	3768014C	3768015C1	1017	22	N/A		
VK14BA	16	RD	TXL	3768013C1	3768015C1	1017	22	N/A		
JA84	14	LTGN	TXL	3768014C1	3768015C1	1017	23	N/A		
ZR12Z	12	LTBL	TXL	3768014C	3768015C1	1017	24	N/A		
EH12H	16	LTBL	TXL	3768013C1	3768015C1	1017	25	N/A		
EJ12H	16	LTBL	TXL	3768013C1	3768015C1	1017	25	N/A		
EH12E	18	LTBL	TXL	3768012C1	3768015C1	1017	26	N/A		
EJ12E	18	LTBL	TXL	3768012C1	3768015C1	1017	26	N/A		
EH12F	12	LTBL	TXL	3768014C1	3768015C1	1017	27	N/A		
EJ12F	12	LTBL	TXL	3768014C1	3768015C1	1017	27	N/A		
EH12G	16	LTBL	TXL	3768013C1	3768015C1	1017	28	N/A		
EJ12G	16	LTBL	TXL	3768013C1	3768015C1	1017	28	N/A		
ZR12ZA	18	LTBL	TXL	3768012C1	3768015C1	1017	29	N/A		
SM86AE	18	LTGN	TXL	3768012C1	3768015C1	1017	30	N/A		
SM86F	18	LTGN	TXL	3768012C1	3768015C1	1017	31	N/A		
NC12B	20	LTBL	TXL	3768012C1	3768015C1	1017	32	N/A		
DJ13DT	12	PK	TXL	3768157C1	3768015C1	1017	34	N/A		
PB97DF	18	VT	TXL	3768012C1	3768015C1	1017	37	N/A		
RL78AA	16	LTGN	TXL	3768013C	3768015C1	1017	38	N/A		
RM78AA	16	LTGN	TXL	3768013C	3768015C1	1017	38	N/A		
JC13UC	20	PK	TXL	3768012C1	3768015C1	1017	39	N/A		
JE13U	20	PK	TXL	3768012C1	3768015C1	1017	39	N/A		
MD13ZA	16	PK	TXL	3768013C1	3768015C1	1017	40	N/A		
CD14BG	12	RD	TXL	3768014C1	3768015C1	1018	2	N/A		
CD14BD	12	RD	TXL	3768014C1	3768015C1	1018	3	N/A		
CD14BE	12	RD	TXL	3768014C1	3768015C1	1018	4	N/A		
JD86C2	14	LTGN	TXL	3768014C1	3768015C1	1018	6	N/A		
LL14G	16	RD	TXL	3768013C1	3768015C1	1018	7	N/A		
XT40A	14	GY	TXL	3768014C1	3768015C1	1018	8	N/A		
CD14CJ	12	RD	TXL	3768014C1	3768015C1	1018	10	N/A		
CD14BB	12	RD	TXL	3768014C1	3768015C1	1018	11	N/A		
CD14BC	12	RD	TXL	3768014C1	3768015C1	1018	12	N/A		
VJ70JA	12	OR	TXL	3768014C	3768015C1	1018	14	N/A		
VN70JA	12	OR	TXL	3768014C1	3768015C1	1018	14	N/A		
RD81D	12	RD	TXL	3768014C1	3768015C1	1018	15	N/A		
RD81DA	12	RD	TXL	3768014C1	3768015C1	1018	16	N/A		
CD14BA	12	RD	TXL	3768014C1	3768015C1	1018	18	N/A		
AA73C	20	LTGN	TXL	3768012C1	3768015C1	1018	21	N/A		
HR72C	12	OR	TXL	3768014C1	3768015C1	1018	22	N/A		

Circuit Number	Gauge	Color	Insulation	Terminal / Splice Number	Connector Part number	Connector Number	Cavity	Seal/Sleeve	Lock 1	Lock 2
RK78E	14	LTGN	TXL	3768014C	3768015C1	1018	22	N/A		
JC84C	14	LTGN	TXL	3768014C1	3768015C1	1018	24	N/A		
JE14UA	14	LTGN	TXL	3768014C1	3768015C1	1018	24	N/A		
DJ13DP	12	PK	TXL	3768014C1	3768015C1	1018	26	N/A		
HR13X	16	PK	TXL	3768013C1	3768015C1	1018	29	N/A		
QC105	18	LTGN	TXL	3768012C1	3768015C1	1018	30	N/A		
QD105C	16	LTGN	TXL	3768013C1	3768015C1	1018	30	N/A		
QL13A	18	RD	TXL	3768012C1	3768015C1	1018	30	N/A		
QR13AA	18	RD	TXL	3768012C1	3768015C1	1018	30	N/A		
QS13R	18	RD	TXL	3768012C1	3768015C1	1018	30	N/A		
QU14R	18	RD	TXL	3768012C1	3768015C1	1018	30	N/A		
QZ13R3	18	RD	TXL	3768012C1	3768015C1	1018	30	N/A		
NP13DCG	18	PK	TXL	3768012C1	3768015C1	1018	31	N/A		
QA13A	18	PK	TXL	3768012C1	3768015C1	1018	32	N/A		
DJ13DG	12	PK	TXL	3768014C	3768015C1	1018	34	N/A		
NZ22AA	16	PK	TXL	3768013C1	3768015C1	1018	37	N/A		
JA13UA	20	PK	TXL	3768012C1	3768015C1	1018	38	N/A		
UB92#163A	16	PK	TXL	3768013C1	3768015C1	1018	39	N/A		
UD13A	16	PK	GXL	3768013C1	3768015C1	1018	39	N/A		
UF92#163B	16	TN	TXL	3768013C1	3768015C1	1018	39	N/A		
UL92#163	18	TN	TXL	3768012C1	3768015C1	1018	39	N/A		
MQ98F	20	TN	TXL	3768012C1	3768015C1	1018	40	N/A		
NA28D	20	TN	TXL	4062808C1	4063041C1	1020	1	N/A		
NA9CDC	20	GY	TXL	4062808C1	4063041C1	1020	2	N/A		
NA62F	20	DKBL	TXL	4062808C1	4063041C1	1020	3	N/A		
NA11-GKF	20	WH	TXL	4062808C1	4063041C1	1020	4	N/A		
AB62DA	16	DKBL	TXL	3613770C1	3613769C1	1021	1	N/A		
AC62DA	16	DKBL	TXL	3613770C1	3613769C1	1021	1	N/A		
UL62Z	18	DKBL	TXL	3613771C1	3613769C1	1021	2	N/A		
KS62DA	16	DKBL	TXL	3613770C1	3613769C1	1021	3	N/A		
KT62DA	16	DKBL	TXL	3613770C1	3613769C1	1021	3	N/A		
KU62DA	16	DKBL	TXL	3613770C1	3613769C1	1021	3	N/A		
YD62A	18	DKBL	TXL	3613771C1	3613769C1	1021	4	N/A		
ZR62DJ	18	DKBL	TXL	3613771C1	3613769C1	1021	5	N/A		
KB62EAL	18	BK	TXL	3613771C1	3613769C1	1021	6	N/A		
VB62RA	18	TN	TXL	3613771C1	3613769C1	1021	7	N/A		
HD62DE	18	DKBL	TXL	3613771C1	3613769C1	1021	8	N/A		
RG62DD	18	DKBL	TXL	3613771C1	3613769C1	1021	10	N/A		
NA62F	20	DKBL	TXL	3613771C1	3613769C1	1021	12	N/A		
QA62K	18	DKBL	TXL	3613771C1	3613769C1	1021	13	N/A		
UF62A	18	DKBL	TXL	3613771C1	3613769C1	1021	14	N/A		
UN62A	18	DKBL	TXL	3613771C1	3613769C1	1021	14	N/A		
FB11-GBA	14	WH	TXL	3613770C1	3613769C1	1022	1	N/A		
AB11-GN	18	WH	TXL	3613771C1	3613769C1	1022	2	N/A		
AC11-GN	18	WH	TXL	3613771C1	3613769C1	1022	2	N/A		
RL78RN	18	WH	TXL	3613771C	3613769C1	1022	3	N/A		
RM78RM	18	WH	TXL	3613771C	3613769C1	1022	3	N/A		
KK18-GB	18	WH	TXL	3613771C	3613769C1	1022	4	N/A		
KL18-GB	18	WH	TXL	3613771C	3613769C1	1022	4	N/A		
KM18-GB	18	WH	TXL	3613771C	3613769C1	1022	4	N/A		
VK12-GCL	18	WH	TXL	3613771C	3613769C1	1022	5	N/A		
YA67-G	16	WH	TXL	3613770C1	3613769C1	1022	6	N/A		
YC67-G	16	WH	TXL	3613770C1	3613769C1	1022	6	N/A		
YD67-G	18	WH	TXL	3613771C1	3613769C1	1022	6	N/A		

Circuit Number	Gauge	Color	Insulation	Terminal / Splice Number	Connector Part number	Connector Number	Cavity	Seal/Sleeve	Lock 1	Lock 2
VJ70-GV	18	WH	TXL	3613771C	3613769C1	1022	7	N/A		
VN70-GV	18	WH	TXL	3613771C	3613769C1	1022	7	N/A		
RF78RR	18	WH	TXL	3613771C	3613769C1	1022	8	N/A		
TH72-GA	18	WH	TXL	3613771C	3613769C1	1022	9	N/A		
HD62-GA	18	WH	TXL	3613771C1	3613769C1	1022	10	N/A		
VG70-GT	18	WH	TXL	3613771C	3613769C1	1022	11	N/A		
VJ70-GT	18	WH	TXL	3613771C	3613769C1	1022	11	N/A		
NP11-GA	18	WH	TXL	3613771C1	3613769C1	1022	12	N/A		
QD105-GCP	16	WH	TXL	3613770C1	3613769C1	1022	13	N/A		
TJ11-GAM	16	WH	TXL	3613770C1	3613769C1	1022	14	N/A		
FB11-GCB	14	WH	TXL	3613770C1	3613769C1	1023	1	N/A		
YG96-GE	18	YL	TXL	3613771C1	3613769C1	1023	2	N/A		
UC92-GAH	18	WH	TXL	3613771C1	3613769C1	1023	3	N/A		
UL92-GAH	18	WH	TXL	3613771C1	3613769C1	1023	3	N/A		
JB11-GCC	14	WH	TXL	3613770C1	3613769C1	1023	4	N/A		
MH11-GBD	18	WH	TXL	3613771C1	3613769C1	1023	5	N/A		
MJ11-GAD	18	WH	TXL	3613771C1	3613769C1	1023	5	N/A		
ML11-GBE	16	WH	TXL	3613770C1	3613769C1	1023	6	N/A		
MP11-GBE	16	WH	TXL	3613770C1	3613769C1	1023	6	N/A		
MQ11-GBE	16	WH	TXL	3613770C1	3613769C1	1023	6	N/A		
VW11-GBE	16	WH	TXL	3613770C1	3613769C1	1023	6	N/A		
RF78-GB	16	WH	TXL	3613770C1	3613769C1	1023	7	N/A		
NZ22-GAN	16	WH	TXL	3613770C1	3613769C1	1023	8	N/A		
UH91-GAH	18	WH	TXL	3613771C1	3613769C1	1023	9	N/A		
YD11-GBP	18	WH	TXL	3613771C1	3613769C1	1023	10	N/A		
PC92-GN2	18	WH	TXL	3613771C1	3613769C1	1023	11	N/A		
DL11-GAR	18	WH	TXL	3613771C1	3613769C1	1023	12	N/A		
UF92-GAH	18	WH	TXL	3613771C1	3613769C1	1023	13	N/A		
UN92-GAH	18	WH	TXL	3613771C1	3613769C1	1023	13	N/A		
VW11-GEF	14	WH	TXL	3613770C1	3613769C1	1023	14	N/A		
8A5BC(-)	18	GN	TXL	3534164C1	3601838C1	1024	A	N/A		
9A5BC(-)	18	GN	TXL	3534164C1	3601838C1	1024	A	N/A		
9P5BC(-)	18	GN	TXL	3534164C1	3601838C1	1024	A	N/A		
9X5BC(-)	18	GN	TXL	3534164C1	3601838C1	1024	A	N/A		
GC5BC(-)	18	GN	TXL	3534164C1	3601838C1	1024	A	N/A		
GD5BC(-)	18	GN	TXL	3534164C1	3601838C1	1024	A	N/A		
KB5AL(-)	18	GN	TXL	3534164C1	3601838C1	1024	B	N/A		
8A5BD(-)	18	GN	TXL	3534164C1	3601838C1	1024	C	N/A		
9A5BD(-)	18	GN	TXL	3534164C1	3601838C1	1024	C	N/A		
9P5BD(-)	18	GN	TXL	3534164C1	3601838C1	1024	C	N/A		
9X5BD(-)	18	GN	TXL	3534164C1	3601838C1	1024	C	N/A		
GC5BD(-)	18	GN	TXL	3534164C1	3601838C1	1024	C	N/A		
GD5BD(-)	18	GN	TXL	3534164C1	3601838C1	1024	C	N/A		
8A5BD(-)	18	GN	TXL	3534164C1	3601838C1	1024	D	N/A		
9A5BD(-)	18	GN	TXL	3534164C1	3601838C1	1024	D	N/A		
9P5BD(-)	18	GN	TXL	3534164C1	3601838C1	1024	D	N/A		
9X5BD(-)	18	GN	TXL	3534164C1	3601838C1	1024	D	N/A		
GC5BD(-)	18	GN	TXL	3534164C1	3601838C1	1024	D	N/A		
GD5BD(-)	18	GN	TXL	3534164C1	3601838C1	1024	D	N/A		
KB5CCB(-)	18	GN	TXL	3534164C1	3601838C1	1024	E	N/A		
8A5BE(-)	18	GN	TXL	3534164C1	3601838C1	1024	F	N/A		
9A5BE(-)	18	GN	TXL	3534164C1	3601838C1	1024	F	N/A		
9P5BE(-)	18	GN	TXL	3534164C1	3601838C1	1024	F	N/A		
9X5BE(-)	18	GN	TXL	3534164C1	3601838C1	1024	F	N/A		

Circuit Number	Gauge	Color	Insulation	Terminal / Splice Number	Connector Part number	Connector Number	Cavity	Seal/Sleeve	Lock 1	Lock 2
GC5BE(-)	18	GN	TXL	3534164C1	3601838C1	1024	F	N/A		
GD5BE(-)	18	GN	TXL	3534164C1	3601838C1	1024	F	N/A		
8A5BE(+)	18	YL	TXL	3534164C1	3601838C1	1024	G	N/A		
9A5BE(+)	18	YL	TXL	3534164C1	3601838C1	1024	G	N/A		
9P5BE(+)	18	YL	TXL	3534164C1	3601838C1	1024	G	N/A		
9X5BE(+)	18	YL	TXL	3534164C1	3601838C1	1024	G	N/A		
GC5BE(+)	18	YL	TXL	3534164C1	3601838C1	1024	G	N/A		
GD5BE(+)	18	YL	TXL	3534164C1	3601838C1	1024	G	N/A		
KB5CCB(+)	18	YL	TXL	3534164C1	3601838C1	1024	H	N/A		
8A5BD(+)	18	YL	TXL	3534164C1	3601838C1	1024	J	N/A		
9A5BD(+)	18	YL	TXL	3534164C1	3601838C1	1024	J	N/A		
9P5BD(+)	18	YL	TXL	3534164C1	3601838C1	1024	J	N/A		
9X5BD(+)	18	YL	TXL	3534164C1	3601838C1	1024	J	N/A		
GC5BD(+)	18	YL	TXL	3534164C1	3601838C1	1024	J	N/A		
GD5BD(+)	18	YL	TXL	3534164C1	3601838C1	1024	J	N/A		
8A5BD(+)	18	YL	TXL	3534164C1	3601838C1	1024	K	N/A		
9A5BD(+)	18	YL	TXL	3534164C1	3601838C1	1024	K	N/A		
9P5BD(+)	18	YL	TXL	3534164C1	3601838C1	1024	K	N/A		
9X5BD(+)	18	YL	TXL	3534164C1	3601838C1	1024	K	N/A		
GC5BD(+)	18	YL	TXL	3534164C1	3601838C1	1024	K	N/A		
GD5BD(+)	18	YL	TXL	3534164C1	3601838C1	1024	K	N/A		
KB5AL(+)	18	YL	TXL	3534164C1	3601838C1	1024	L	N/A		
8A5BC(+)	18	YL	TXL	3534164C1	3601838C1	1024	M	N/A		
9A5BC(+)	18	YL	TXL	3534164C1	3601838C1	1024	M	N/A		
9P5BC(+)	18	YL	TXL	3534164C1	3601838C1	1024	M	N/A		
9X5BC(+)	18	YL	TXL	3534164C1	3601838C1	1024	M	N/A		
GC5BC(+)	18	YL	TXL	3534164C1	3601838C1	1024	M	N/A		
GD5BC(+)	18	YL	TXL	3534164C1	3601838C1	1024	M	N/A		
8A5BG(-)	18	GN	TXL	3534164C1	3601838C1	1025	A	N/A		
9F5BE(-)	18	GN	TXL	3534164C1	3601838C1	1025	A	N/A		
9J5BE(-)	18	GN	TXL	3534164C1	3601838C1	1025	A	N/A		
9P5BG(-)	18	GN	TXL	3534164C1	3601838C1	1025	A	N/A		
GC5BG(-)	18	GN	TXL	3534164C1	3601838C1	1025	A	N/A		
GD5BG(-)	18	GN	TXL	3534164C1	3601838C1	1025	A	N/A		
DL5V(-)	18	GN	TXL	3534164C1	3601838C1	1025	B	N/A		
MH5CCA(-)	18	GN	TXL	3534164C1	3601838C1	1025	B	N/A		
MJ5CCA(-)	18	GN	TXL	3534164C1	3601838C1	1025	B	N/A		
8A5BH(-)	18	GN	TXL	3534164C1	3601838C1	1025	C	N/A		
9F5BF(-)	18	GN	TXL	3534164C1	3601838C1	1025	C	N/A		
9J5BF(-)	18	GN	TXL	3534164C1	3601838C1	1025	C	N/A		
9P5BH(-)	18	GN	TXL	3534164C1	3601838C1	1025	C	N/A		
GC5BH(-)	18	GN	TXL	3534164C1	3601838C1	1025	C	N/A		
GD5BH(-)	18	GN	TXL	3534164C1	3601838C1	1025	C	N/A		
8A5BH(-)	18	GN	TXL	3534164C1	3601838C1	1025	D	N/A		
9F5BF(-)	18	GN	TXL	3534164C1	3601838C1	1025	D	N/A		
9J5BF(-)	18	GN	TXL	3534164C1	3601838C1	1025	D	N/A		
9P5BH(-)	18	GN	TXL	3534164C1	3601838C1	1025	D	N/A		
GC5BH(-)	18	GN	TXL	3534164C1	3601838C1	1025	D	N/A		
GD5BH(-)	18	GN	TXL	3534164C1	3601838C1	1025	D	N/A		
MK5TS(-)	20	GN	193	3535484C1	3601838C1	1025	E	N/A		
MN5BF(-)	18	GN	TXL	3534164C1	3601838C1	1025	E	N/A		
MP5CG(-)	18	GN	TXL	3534164C1	3601838C1	1025	E	N/A		
MR5BF(-)	18	GN	TXL	3534164C1	3601838C1	1025	E	N/A		
VW5CC(-)	18	GN	TXL	3534164C1	3601838C1	1025	E	N/A		

Circuit Number	Gauge	Color	Insulation	Terminal / Splice Number	Connector Part number	Connector Number	Cavity	Seal/Sleeve	Lock 1	Lock 2
8A5BJ(-)	18	GN	TXL	3534164C1	3601838C1	1025	F	N/A		
9F5BG(-)	18	GN	TXL	3534164C1	3601838C1	1025	F	N/A		
9J5BG(-)	18	GN	TXL	3534164C1	3601838C1	1025	F	N/A		
9P5BJ(-)	18	GN	TXL	3534164C1	3601838C1	1025	F	N/A		
GC5BJ(-)	18	GN	TXL	3534164C1	3601838C1	1025	F	N/A		
GD5BJ(-)	18	GN	TXL	3534164C1	3601838C1	1025	F	N/A		
8A5BJ(+)	18	YL	TXL	3534164C1	3601838C1	1025	G	N/A		
9F5BG(+)	18	YL	TXL	3534164C1	3601838C1	1025	G	N/A		
9J5BG(+)	18	YL	TXL	3534164C1	3601838C1	1025	G	N/A		
9P5BJ(+)	18	YL	TXL	3534164C1	3601838C1	1025	G	N/A		
GC5BJ(+)	18	YL	TXL	3534164C1	3601838C1	1025	G	N/A		
GD5BJ(+)	18	YL	TXL	3534164C1	3601838C1	1025	G	N/A		
MK5TS(+)	20	YL	193	3535484C1	3601838C1	1025	H	N/A		
MN5BF(+)	18	YL	TXL	3534164C1	3601838C1	1025	H	N/A		
MP5CG(+)	18	YL	TXL	3534164C1	3601838C1	1025	H	N/A		
MR5BF(+)	18	YL	TXL	3534164C1	3601838C1	1025	H	N/A		
VW5CC(+)	18	YL	TXL	3534164C1	3601838C1	1025	H	N/A		
8A5BH(+)	18	YL	TXL	3534164C1	3601838C1	1025	J	N/A		
9F5BF(+)	18	YL	TXL	3534164C1	3601838C1	1025	J	N/A		
9J5BF(+)	18	YL	TXL	3534164C1	3601838C1	1025	J	N/A		
9P5BH(+)	18	YL	TXL	3534164C1	3601838C1	1025	J	N/A		
GC5BH(+)	18	YL	TXL	3534164C1	3601838C1	1025	J	N/A		
GD5BH(+)	18	YL	TXL	3534164C1	3601838C1	1025	J	N/A		
8A5BH(+)	18	YL	TXL	3534164C1	3601838C1	1025	K	N/A		
9F5BF(+)	18	YL	TXL	3534164C1	3601838C1	1025	K	N/A		
9J5BF(+)	18	YL	TXL	3534164C1	3601838C1	1025	K	N/A		
9P5BH(+)	18	YL	TXL	3534164C1	3601838C1	1025	K	N/A		
GC5BH(+)	18	YL	TXL	3534164C1	3601838C1	1025	K	N/A		
GD5BH(+)	18	YL	TXL	3534164C1	3601838C1	1025	K	N/A		
DL5V(+)	18	YL	TXL	3534164C1	3601838C1	1025	L	N/A		
MH5CCA(+)	18	YL	TXL	3534164C1	3601838C1	1025	L	N/A		
MJ5CCA(+)	18	YL	TXL	3534164C1	3601838C1	1025	L	N/A		
8A5BG(+)	18	YL	TXL	3534164C1	3601838C1	1025	M	N/A		
9F5BE(+)	18	YL	TXL	3534164C1	3601838C1	1025	M	N/A		
9J5BE(+)	18	YL	TXL	3534164C1	3601838C1	1025	M	N/A		
9P5BG(+)	18	YL	TXL	3534164C1	3601838C1	1025	M	N/A		
GC5BG(+)	18	YL	TXL	3534164C1	3601838C1	1025	M	N/A		
GD5BG(+)	18	YL	TXL	3534164C1	3601838C1	1025	M	N/A		
9T5AG(-)	18	GN	TXL	3534164C1	3601838C1	1026	A	N/A		
9Y5AG(-)	18	GN	TXL	3534164C1	3601838C1	1026	A	N/A		
NP5DZ(-)	18	GN	TXL	3534164C1	3601838C1	1026	B	N/A		
9T5AH(-)	18	GN	TXL	3534164C1	3601838C1	1026	C	N/A		
9Y5AH(-)	18	GN	TXL	3534164C1	3601838C1	1026	C	N/A		
9T5AH(-)	18	GN	TXL	3534164C1	3601838C1	1026	D	N/A		
9Y5AH(-)	18	GN	TXL	3534164C1	3601838C1	1026	D	N/A		
NG5L(-)	20	GN	193	3535484C1	3601838C1	1026	E	N/A		
9T5AJ(-)	18	GN	TXL	3534164C1	3601838C1	1026	F	N/A		
9Y5AJ(-)	18	GN	TXL	3534164C1	3601838C1	1026	F	N/A		
9T5AJ(+)	18	YL	TXL	3534164C1	3601838C1	1026	G	N/A		
9Y5AJ(+)	18	YL	TXL	3534164C1	3601838C1	1026	G	N/A		
NG5L(+)	20	YL	193	3535484C1	3601838C1	1026	H	N/A		
9T5AH(+)	18	YL	TXL	3534164C1	3601838C1	1026	J	N/A		
9Y5AH(+)	18	YL	TXL	3534164C1	3601838C1	1026	J	N/A		
9T5AH(+)	18	YL	TXL	3534164C1	3601838C1	1026	K	N/A		

Circuit Number	Gauge	Color	Insulation	Terminal / Splice Number	Connector Part number	Connector Number	Cavity	Seal/Sleeve	Lock 1	Lock 2
9Y5AH(+)	18	YL	TXL	3534164C1	3601838C1	1026	K	N/A		
NP5DZ(+)	18	YL	TXL	3534164C1	3601838C1	1026	L	N/A		
9T5AG(+)	18	YL	TXL	3534164C1	3601838C1	1026	M	N/A		
9Y5AG(+)	18	YL	TXL	3534164C1	3601838C1	1026	M	N/A		
FB11-GCC	14	WH	TXL	3613770C1	3613769C1	1027	1	N/A		
NA11-GKF	20	WH	TXL	3613771C1	3613769C1	1027	2	N/A		
MM11-GBE	14	WH	TXL	3613770C1	3613769C1	1027	3	N/A		
MM11-GBH	18	WH	TXL	3613771C1	3613769C1	1027	4	N/A		
ZR12-GC	16	WH	TXL	3613770C1	3613769C1	1027	5	N/A		
VA92#117B	18	TN	TXL	3613771C	3613769C1	1027	6	N/A		
XT90HC	18	GY	TXL	3613771C1	3613769C1	1027	7	N/A		
HU103BA	16	LTGN	GXL	3613770C1	3613769C1	1027	8	N/A		
VB92-GAP	18	WH	TXL	3613771C1	3613769C1	1027	9	N/A		
VB92-GAL	18	WH	TXL	3613771C1	3613769C1	1027	11	N/A		
RF78-GA	16	WH	TXL	3613770C1	3613769C1	1027	12	N/A		
RK78-GC	18	WH	TXL	3613771C1	3613769C1	1027	13	N/A		
RK78-GD	18	WH	TXL	3613771C	3613769C1	1027	14	N/A		
8A5BE(-)	18	GN	TXL	3534164C1	3601838C1	1028	A	N/A		
9A5BE(-)	18	GN	TXL	3534164C1	3601838C1	1028	A	N/A		
9F5BC(-)	18	GN	TXL	3534164C1	3601838C1	1028	A	N/A		
9J5BC(-)	18	GN	TXL	3534164C1	3601838C1	1028	A	N/A		
9P5BE(-)	18	GN	TXL	3534164C1	3601838C1	1028	A	N/A		
9X5BE(-)	18	GN	TXL	3534164C1	3601838C1	1028	A	N/A		
GC5BE(-)	18	GN	TXL	3534164C1	3601838C1	1028	A	N/A		
GD5BE(-)	18	GN	TXL	3534164C1	3601838C1	1028	A	N/A		
KB5CCC(-)	18	GN	TXL	3534164C1	3601838C1	1028	B	N/A		
8A5BF(-)	18	GN	TXL	3534164C1	3601838C1	1028	C	N/A		
9A5BF(-)	18	GN	TXL	3534164C1	3601838C1	1028	C	N/A		
9F5BD(-)	18	GN	TXL	3534164C1	3601838C1	1028	C	N/A		
9J5BD(-)	18	GN	TXL	3534164C1	3601838C1	1028	C	N/A		
9P5BF(-)	18	GN	TXL	3534164C1	3601838C1	1028	C	N/A		
9X5BF(-)	18	GN	TXL	3534164C1	3601838C1	1028	C	N/A		
GC5BF(-)	18	GN	TXL	3534164C1	3601838C1	1028	C	N/A		
GD5BF(-)	18	GN	TXL	3534164C1	3601838C1	1028	C	N/A		
8A5BF(-)	18	GN	TXL	3534164C1	3601838C1	1028	D	N/A		
9A5BF(-)	18	GN	TXL	3534164C1	3601838C1	1028	D	N/A		
9F5BD(-)	18	GN	TXL	3534164C1	3601838C1	1028	D	N/A		
9J5BD(-)	18	GN	TXL	3534164C1	3601838C1	1028	D	N/A		
9P5BF(-)	18	GN	TXL	3534164C1	3601838C1	1028	D	N/A		
9X5BF(-)	18	GN	TXL	3534164C1	3601838C1	1028	D	N/A		
GC5BF(-)	18	GN	TXL	3534164C1	3601838C1	1028	D	N/A		
GD5BF(-)	18	GN	TXL	3534164C1	3601838C1	1028	D	N/A		
QL5(-)	18	GN	TXL	3534164C1	3601838C1	1028	E	N/A		
QR5(-)	18	GN	TXL	3534164C1	3601838C1	1028	E	N/A		
QS5B(-)	18	GN	TXL	3534164C1	3601838C1	1028	E	N/A		
QU5(-)	18	GN	TXL	3534164C1	3601838C1	1028	E	N/A		
QZ5D3(-)	18	GN	TXL	3534164C1	3601838C1	1028	E	N/A		
8A5BG(-)	18	GN	TXL	3534164C1	3601838C1	1028	F	N/A		
9A5BG(-)	18	GN	TXL	3534164C1	3601838C1	1028	F	N/A		
9F5BE(-)	18	GN	TXL	3534164C1	3601838C1	1028	F	N/A		
9J5BE(-)	18	GN	TXL	3534164C1	3601838C1	1028	F	N/A		
9P5BG(-)	18	GN	TXL	3534164C1	3601838C1	1028	F	N/A		
9X5BG(-)	18	GN	TXL	3534164C1	3601838C1	1028	F	N/A		
GC5BG(-)	18	GN	TXL	3534164C1	3601838C1	1028	F	N/A		

Circuit Number	Gauge	Color	Insulation	Terminal / Splice Number	Connector Part number	Connector Number	Cavity	Seal/Sleeve	Lock 1	Lock 2
GD5BG(-)	18	GN	TXL	3534164C1	3601838C1	1028	F	N/A		
8A5BG(+)	18	YL	TXL	3534164C1	3601838C1	1028	G	N/A		
9A5BG(+)	18	YL	TXL	3534164C1	3601838C1	1028	G	N/A		
9F5BE(+)	18	YL	TXL	3534164C1	3601838C1	1028	G	N/A		
9J5BE(+)	18	YL	TXL	3534164C1	3601838C1	1028	G	N/A		
9P5BG(+)	18	YL	TXL	3534164C1	3601838C1	1028	G	N/A		
9X5BG(+)	18	YL	TXL	3534164C1	3601838C1	1028	G	N/A		
GC5BG(+)	18	YL	TXL	3534164C1	3601838C1	1028	G	N/A		
GD5BG(+)	18	YL	TXL	3534164C1	3601838C1	1028	G	N/A		
QL5(+)	18	YL	TXL	3534164C1	3601838C1	1028	H	N/A		
QR5(+)	18	YL	TXL	3534164C1	3601838C1	1028	H	N/A		
QS5B(+)	18	YL	TXL	3534164C1	3601838C1	1028	H	N/A		
QU5(+)	18	YL	TXL	3534164C1	3601838C1	1028	H	N/A		
QZ5D3(+)	18	YL	TXL	3534164C1	3601838C1	1028	H	N/A		
8A5BF(+)	18	YL	TXL	3534164C1	3601838C1	1028	J	N/A		
9A5BF(+)	18	YL	TXL	3534164C1	3601838C1	1028	J	N/A		
9F5BD(+)	18	YL	TXL	3534164C1	3601838C1	1028	J	N/A		
9J5BD(+)	18	YL	TXL	3534164C1	3601838C1	1028	J	N/A		
9P5BF(+)	18	YL	TXL	3534164C1	3601838C1	1028	J	N/A		
9X5BF(+)	18	YL	TXL	3534164C1	3601838C1	1028	J	N/A		
GC5BF(+)	18	YL	TXL	3534164C1	3601838C1	1028	J	N/A		
GD5BF(+)	18	YL	TXL	3534164C1	3601838C1	1028	J	N/A		
8A5BF(+)	18	YL	TXL	3534164C1	3601838C1	1028	K	N/A		
9A5BF(+)	18	YL	TXL	3534164C1	3601838C1	1028	K	N/A		
9F5BD(+)	18	YL	TXL	3534164C1	3601838C1	1028	K	N/A		
9J5BD(+)	18	YL	TXL	3534164C1	3601838C1	1028	K	N/A		
9P5BF(+)	18	YL	TXL	3534164C1	3601838C1	1028	K	N/A		
9X5BF(+)	18	YL	TXL	3534164C1	3601838C1	1028	K	N/A		
GC5BF(+)	18	YL	TXL	3534164C1	3601838C1	1028	K	N/A		
GD5BF(+)	18	YL	TXL	3534164C1	3601838C1	1028	K	N/A		
KB5CCC(+)	18	YL	TXL	3534164C1	3601838C1	1028	L	N/A		
8A5BE(+)	18	YL	TXL	3534164C1	3601838C1	1028	M	N/A		
9A5BE(+)	18	YL	TXL	3534164C1	3601838C1	1028	M	N/A		
9F5BC(+)	18	YL	TXL	3534164C1	3601838C1	1028	M	N/A		
9J5BC(+)	18	YL	TXL	3534164C1	3601838C1	1028	M	N/A		
9P5BE(+)	18	YL	TXL	3534164C1	3601838C1	1028	M	N/A		
9X5BE(+)	18	YL	TXL	3534164C1	3601838C1	1028	M	N/A		
GC5BE(+)	18	YL	TXL	3534164C1	3601838C1	1028	M	N/A		
GD5BE(+)	18	YL	TXL	3534164C1	3601838C1	1028	M	N/A		
HD85AA	18	GY	TXL	1661224C1	3928059C1	1029	2	N/A		
HD85AB	18	GY	TXL	1661224C1	3928059C1	1029	4	N/A		
HD62-GA	18	WH	TXL	1661224C1	3928059C1	1029	11	N/A		
HD62DE	18	DKBL	TXL	1661224C1	3928059C1	1029	12	N/A		
WF2-G	1	WH	SGX	2241343C1		1040	1	3812582R1		
WF2	1	RD	SGX	3870430C1		1041	1	2643308R1		
WG2-G	1	WH	SGX	2241343C1		1050	1	3812582R1		
WG2	1	RD	SGX	3870430C1		1051	1	2643308R1		
ZB50B	18	YL	TXL	1661261C1	1661259C1	1052	A	N/A		
ZD50B	18	YL	TXL	1661261C1	1661259C1	1052	A	N/A		
ZB50A	18	YL	TXL	1661261C1	1661259C1	1052	B	N/A		
ZD50A	18	YL	TXL	1661261C1	1661259C1	1052	B	N/A		
WK2-G	2	WH	SGX	2241353C1		1070	1	3812582R1		
WK2	2	RD	SGX	2241353C1		1071	1	3812582R1		
WX2-G	2	WH	SGX	2241332C1		1073	1	3812582R1		

Circuit Number	Gauge	Color	Insulation	Terminal / Splice Number	Connector Part number	Connector Number	Cavity	Seal/Sleeve	Lock 1	Lock 2
WL2-G	0	BK	SGX	2241359C1		1080	1	3812583R1		
WL2	0	RD	SGX	2241359C1		1081	1	3812583R1		
EB15	18	RD	TXL	1661208C1	3546518C1	1100	A	N/A		
LB17H	18	PK	TXL	1661208C1	3546518C1	1100	B	N/A		
LC17HA	18	PK	TXL	1661208C1	3546518C1	1100	B	N/A		
LD149B	16	GY	TXL	1661209C1	3546518C1	1100	B	N/A		
LE149B	16	GY	TXL	1661209C1	3546518C1	1100	B	N/A		
EC149	18	GY	TXL	1661208C1	3546518C1	1100	C	N/A		
EK149	14	GY	TXL	3566715C1	3546518C1	1100	C	N/A		
DB149A	18	GY	TXL	1661208C1	3546518C1	1100	D	N/A		
DD13A	14	GY	TXL	3566715C1	3546518C1	1100	D	N/A		
DG149A	18	GY	TXL	1661208C1	3546518C1	1100	D	N/A		
DH13	14	GY	TXL	3566715C1	3546518C1	1100	D	N/A		
ZR12ZA	18	LTBL	TXL	1661224C1	3928059C1	1106	2	N/A		
ZR12ZB	18	LTBL	TXL	1661224C1	3928059C1	1106	4	N/A		
ZR12-GE	18	WH	TXL	1661224C1	3928059C1	1106	9	N/A		
ZR12ZC	18	LTBL	TXL	1661224C1	3928059C1	1106	10	N/A		
ZR12-GA	16	WH	TXL	1661226C1	3928059C1	1106	11	N/A		
ZR12ZC	18	LTBL	TXL	3541250C1	3928059C1	1106	12	N/A		
ZR62DJ	18	DKBL	TXL	3541250C1	3928059C1	1106	12	N/A		
QA9Z	18	GY	TXL	1661224C1	3928059C1	1107	1	N/A		
QA9ZC	18	GY	TXL	1661224C1	3928059C1	1107	2	N/A		
QA23EC	18	TN	TXL	1661224C1	3928059C1	1107	9	N/A		
QA13DB	18	PK	TXL	1661224C1	3928059C1	1107	10	N/A		
QA11-GAD	18	WH	TXL	1661224C1	3928059C1	1107	11	N/A		
QA62K	18	DKBL	TXL	1661224C1	3928059C1	1107	12	N/A		
KS59JD	18	GY	TXL	1661224C1	3928059C1	1108	2	N/A		
KT59JD	18	GY	TXL	1661224C1	3928059C1	1108	2	N/A		
KU59JD	18	GY	TXL	1661224C1	3928059C1	1108	2	N/A		
KS59KE	18	GY	TXL	1661224C1	3928059C1	1108	4	N/A		
KT59KE	18	GY	TXL	1661224C1	3928059C1	1108	4	N/A		
KU59KE	18	GY	TXL	1661224C1	3928059C1	1108	4	N/A		
KS59-GBA	18	WH	TXL	1661224C1	3928059C1	1108	9	N/A		
KT59-GBA	18	WH	TXL	1661224C1	3928059C1	1108	9	N/A		
KU59GEA	18	WH	TXL	1661224C1	3928059C1	1108	9	N/A		
KS59TA	18	GY	TXL	1661224C1	3928059C1	1108	10	N/A		
KT59TA	18	GY	TXL	1661224C1	3928059C1	1108	10	N/A		
KU59TA	18	GY	TXL	1661224C1	3928059C1	1108	10	N/A		
KS59-GA	18	WH	TXL	1661224C1	3928059C1	1108	11	N/A		
KT59-GA	18	WH	TXL	1661224C1	3928059C1	1108	11	N/A		
KU59-GA	18	WH	TXL	1661224C1	3928059C1	1108	11	N/A		
KS62Q	18	DKBL	TXL	1661224C1	3928059C1	1108	12	N/A		
KT62DB	16	DKBL	TXL	1661226C1	3928059C1	1108	12	N/A		
KU62Q	18	DKBL	TXL	1661224C1	3928059C1	1108	12	N/A		
XC44A	18	GY	TXL	3727971C1	3518182C1	1109	1	N/A		
XC90-M	18	GY	TXL	3727971C1	3518182C1	1109	2	N/A		
QI79A	18	GY	TXL	1661262C1	1661260C1	1112	A	N/A		
QW79B	18	GY	GXL	1661262C1	1661260C1	1112	A	N/A		
QJ9BB	18	GY	TXL	1661262C1	1661260C1	1112	B	N/A		
QW9BC	18	GY	GXL	1661262C1	1661260C1	1112	B	N/A		
QW79C	18	GY	GXL	1661262C1	1661260C1	1113	A	N/A		
QW9BD	18	GY	GXL	1661262C1	1661260C1	1113	B	N/A		
WA2-G	2	WH	SGX	475962C1		1200	1	2644004R1		
WK2-G	2	WH	SGX	475962C1		1200	1	2644004R1		

Circuit Number	Gauge	Color	Insulation	Terminal / Splice Number	Connector Part number	Connector Number	Cavity	Seal/Sleeve	Lock 1	Lock 2
WX2-G	2	WH	SGX	475962C1		1200	1	2644004R1		
WA2-FLA	10	RS	FUS	338892C2		1201	1	2644054R1		
WA2-FLB	10	RS	FUS	338892C2		1201	1	2644054R1		
WK2-FLA	10	RS	FUS	338892C2		1201	1	2644054R1		
WK2-FLB	10	RS	FUS	338892C2		1201	1	2644054R1		
WX2-FLA	10	RS	FUS	338892C2		1201	1	2644054R1		
WX2-FLB	10	RS	FUS	338892C2		1201	1	2644054R1		
AD60-G	18	WH	TXL	1661261C1	3767197C1	1202	A	N/A		
AE60-G	18	WH	TXL	1661261C1	3767197C1	1202	A	N/A		
AB60C	18	OR	TXL	1661261C1	3767197C1	1202	B	N/A		
AC60C	18	OR	TXL	1661261C1	3767197C1	1202	B	N/A		
AA60A	18	OR	TXL	1661261C1	3767197C1	1202	C	N/A		
KA60B	18	GY	TXL	1661261C1	3767197C1	1202	D	N/A		
KR59H	18	GY	TXL	1661261C1	1661889C1	1227	A	N/A		
KR59K	18	GY	TXL	1661261C1	1661889C1	1227	B	N/A		
KR59-GBN	16	WH	TXL	1661261C1	1661889C1	1227	C	N/A		
9S5AH(+)	18	YL	TXL	3597102C1	3597143C1	1300	1	N/A		
9T5AK(+)	18	YL	TXL	3597102C1	3597143C1	1300	1	N/A		
9W5AH(+)	18	YL	TXL	3597102C1	3597143C1	1300	1	N/A		
9Y5AK(+)	18	YL	TXL	3597102C1	3597143C1	1300	1	N/A		
WB2-G	1	WH	SGX	475964C1		1300	1	2644002R1		
WF2-G	1	WH	SGX	475964C1		1300	1	2644002R1		
WG2-G	1	WH	SGX	475964C1		1300	1	2644002R1		
9S5AH(-)	18	GN	TXL	3597102C1	3597143C1	1300	2	N/A		
9T5AK(-)	18	GN	TXL	3597102C1	3597143C1	1300	2	N/A		
9W5AH(-)	18	GN	TXL	3597102C1	3597143C1	1300	2	N/A		
9Y5AK(-)	18	GN	TXL	3597102C1	3597143C1	1300	2	N/A		
SM86AE	18	LTGN	TXL	3597102C1	3597143C1	1300	4	N/A		
SM86P	18	LTGN	TXL	3597102C1	3597143C1	1300	7	N/A		
SM86-G	18	WH	TXL	3597102C1	3597143C1	1300	8	N/A		
SP86DA	18	LTGN	TXL	3597102C1	3597143C1	1300	9	N/A		
SP86EA	18	LTGN	TXL	3597102C1	3597143C1	1300	10	N/A		
MQ86K	18	LTGN	TXL	3597102C1	3597143C1	1300	11	N/A		
SQ86K	18	LTGN	TXL	3597102C1	3597143C1	1300	11	N/A		
MQ86L	18	LTGN	TXL	3597102C1	3597143C1	1300	12	N/A		
SQ86L	18	LTGN	TXL	3597102C1	3597143C1	1300	12	N/A		
MQ86H	18	LTGN	TXL	3597102C1	3597143C1	1300	13	N/A		
SQ86H	18	LTGN	TXL	3597102C1	3597143C1	1300	13	N/A		
MQ86J	18	LTGN	TXL	3597102C1	3597143C1	1300	14	N/A		
SQ86J	18	LTGN	TXL	3597102C1	3597143C1	1300	14	N/A		
SP86BA	18	LTGN	TXL	3597102C1	3597143C1	1300	15	N/A		
SP86CA	18	LTGN	TXL	3597102C1	3597143C1	1300	16	N/A		
WB2-FLA	8	LTBL	FUS	2241415C1		1301	1	3812582R1		
WB2-FLB	8	LTBL	FUS	2241415C1		1301	1	3812582R1		
WF2-FLA	8	LTBL	FUS	2241415C1		1301	1	3812582R1		
WF2-FLB	8	LTBL	FUS	2241415C1		1301	1	3812582R1		
WG2-FLA	8	LTBL	FUS	2241415C1		1301	1	3812582R1		
WG2-FLB	8	LTBL	FUS	2241415C1		1301	1	3812582R1		
NE86AA	20	LTGN	TXL	3600062C1	3600061C1	1301	7	N/A		
NE86AC	20	LTGN	TXL	3600062C1	3600061C1	1301	9	N/A		
NE86AB	20	LTGN	TXL	3600062C1	3600061C1	1301	10	N/A		
NE86AD	20	LTGN	TXL	3600062C1	3600061C1	1301	11	N/A		
SR86A(+)	20	LTGN	TXL	3600062C1	3600061C1	1301	15	N/A		
SR86A(-)	20	LTGN	TXL	3600062C1	3600061C1	1301	16	N/A		

Circuit Number	Gauge	Color	Insulation	Terminal / Splice Number	Connector Part number	Connector Number	Cavity	Seal/Sleeve	Lock 1	Lock 2
MK14TS	20	RD	TXL	3598294C1	4089980C1	1349	1	N/A		
MK13TS	20	PK	TXL	3598294C1	4089980C1	1349	2	N/A		
MK11-GTS	20	WH	TXL	3598294C1	4089980C1	1349	3	N/A		
MK5TS(+)	20	YL	193	3598294C1	3598293C1	1350	1	N/A		
MK5TS(-)	20	GN	193	3598294C1	3598293C1	1350	6	N/A		
XA94-GA	12	WH	TXL	3597157C1	3596926C1	1400	1	N/A		
XA94V	18	GY	TXL	3598072C1	3596926C1	1400	3	N/A		
XB94BN	16	GY	TXL	3598073C1	3596926C1	1400	4	N/A		
XB94BM	16	GY	TXL	3598073C1	3596926C1	1400	5	N/A		
9B5N(-)	18	GN	TXL	3598072C1	3596926C1	1400	7	N/A		
9C5N(-)	18	GN	TXL	3598072C1	3596926C1	1400	7	N/A		
9K5N(-)	18	GN	TXL	3598072C1	3596926C1	1400	7	N/A		
9N5N(-)	18	GN	TXL	3598072C1	3596926C1	1400	7	N/A		
GB5N(-)	18	GN	TXL	3598072C1	3596926C1	1400	7	N/A		
GF5N(-)	18	GN	TXL	3598072C1	3596926C1	1400	7	N/A		
GM5N(-)	18	GN	TXL	3598072C1	3596926C1	1400	7	N/A		
GN5N(-)	18	GN	TXL	3598072C1	3596926C1	1400	7	N/A		
9B5N(+)	18	YL	TXL	3598072C1	3596926C1	1400	8	N/A		
9C5N(+)	18	YL	TXL	3598072C1	3596926C1	1400	8	N/A		
9K5N(+)	18	YL	TXL	3598072C1	3596926C1	1400	8	N/A		
9N5N(+)	18	YL	TXL	3598072C1	3596926C1	1400	8	N/A		
GB5N(+)	18	YL	TXL	3598072C1	3596926C1	1400	8	N/A		
GF5N(+)	18	YL	TXL	3598072C1	3596926C1	1400	8	N/A		
GM5N(+)	18	YL	TXL	3598072C1	3596926C1	1400	8	N/A		
GN5N(+)	18	YL	TXL	3598072C1	3596926C1	1400	8	N/A		
XA94BH	16	GY	TXL	3598073C1	3596926C1	1400	10	N/A		
XA94BF	16	GY	TXL	3598073C1	3596926C1	1400	11	N/A		
XA94AY	12	GY	TXL	3597157C1	3596926C1	1400	16	N/A		
XA94B	16	GY	TXL	3598073C1	3596929C1	1401	1	N/A		
XA94	16	GY	TXL	3598073C1	3596929C1	1401	2	N/A		
XA94A	16	GY	TXL	3598073C1	3596929C1	1401	3	N/A		
XA94K	16	GY	TXL	3598073C1	3596929C1	1401	4	N/A		
XA94C	16	GY	TXL	3598073C1	3596929C1	1401	5	N/A		
XA94J	16	GY	TXL	3598073C1	3596929C1	1401	6	N/A		
XA94H	16	GY	TXL	3598073C1	3596929C1	1401	7	N/A		
XA94D	16	GY	TXL	3598073C1	3596929C1	1401	8	N/A		
XA94BK	16	GY	TXL	3598073C1	3596929C1	1401	9	N/A		
XA94BL	16	GY	TXL	3598073C1	3596929C1	1401	10	N/A		
XA94E	16	GY	TXL	3598073C1	3596929C1	1401	11	N/A		
XA94BB	16	GY	TXL	3598073C1	3596929C1	1401	12	N/A		
XA94BJ	16	GY	TXL	3598073C1	3596929C1	1401	13	N/A		
XA94F	16	GY	TXL	3598073C1	3596929C1	1401	14	N/A		
XA94BE	16	GY	TXL	3598073C1	3596929C1	1401	15	N/A		
XA94BC	16	GY	TXL	3598073C1	3596929C1	1401	16	N/A		
XA94BA	16	GY	TXL	3598073C1	3596929C1	1401	17	N/A		
XA94BD	16	GY	TXL	3598073C1	3596929C1	1401	18	N/A		
XN94AA	14	GY	GXL	3598073C1	3596928C1	1402	2	N/A		
XP94AA	14	GY	GXL	3598073C1	3596928C1	1402	2	N/A		
XQ94AA	14	GY	GXL	3598073C1	3596928C1	1402	2	N/A		
XJ94SK	18	GY	TXL	3598072C1	3596928C1	1402	3	N/A		
XM94SK	18	GY	TXL	3598072C1	3596928C1	1402	3	N/A		
XN94AB	14	GY	GXL	3598073C1	3596928C1	1402	3	N/A		
XP94AC	16	GY	GXL	3598073C1	3596928C1	1402	3	N/A		
XR94BP	16	GY	TXL	3598073C1	3596928C1	1402	4	N/A		

Circuit Number	Gauge	Color	Insulation	Terminal / Splice Number	Connector Part number	Connector Number	Cavity	Seal/Sleeve	Lock 1	Lock 2
XF94SJ	16	GY	GXL	3598073C1	3596928C1	1402	5	N/A		
XL94SJ	16	GY	GXL	3598073C1	3596928C1	1402	5	N/A		
XR94BY	16	GY	TXL	3598073C1	3596928C1	1402	6	N/A		
XR94BZ	16	GY	TXL	3598073C1	3596928C1	1402	7	N/A		
XR94BT	16	GY	TXL	3598073C1	3596928C1	1402	9	N/A		
XR94BU	16	GY	TXL	3598073C1	3596928C1	1402	10	N/A		
XR94BR	16	GY	TXL	3598073C1	3596928C1	1402	11	N/A		
XR94BW	16	GY	TXL	3598073C1	3596928C1	1402	12	N/A		
XR94BS	16	GY	TXL	3598073C1	3596928C1	1402	13	N/A		
XR94BQ	16	GY	TXL	3598073C1	3596928C1	1402	14	N/A		
XR94BV	16	GY	TXL	3598073C1	3596928C1	1402	15	N/A		
XF94SZD	16	GY	TXL	3598073C1	3596927C1	1403	1	N/A		
XH94SZ	18	GY	TXL	3598072C1	3596927C1	1403	1	N/A		
XK94SZD	18	GY	TXL	3598072C1	3596927C1	1403	1	N/A		
XF94SE	18	GY	TXL	3598072C1	3596927C1	1403	2	N/A		
XL94SE	18	GY	TXL	3598072C1	3596927C1	1403	2	N/A		
XF94SH	18	GY	TXL	3598072C1	3596927C1	1403	3	N/A		
XK94SH	18	GY	TXL	3598072C1	3596927C1	1403	3	N/A		
XQ94AC	16	GY	GXL	3598073C1	3596927C1	1403	3	N/A		
XF94SVD	16	GY	TXL	3598073C1	3596927C1	1403	4	N/A		
XH94SV	18	GY	TXL	3598072C1	3596927C1	1403	4	N/A		
XK94SVD	18	GY	TXL	3598072C1	3596927C1	1403	4	N/A		
XF94SF	18	GY	TXL	3598072C1	3596927C1	1403	5	N/A		
XL94SF	18	GY	TXL	3598072C1	3596927C1	1403	5	N/A		
XF94SL	16	GY	GXL	3598073C1	3596927C1	1403	6	N/A		
XG94SL	18	GY	TXL	3598072C1	3596927C1	1403	6	N/A		
XF94SDA	18	LTGN	TXL	3598072C1	3596927C1	1403	7	N/A		
XL94SDA	18	LTGN	TXL	3598072C1	3596927C1	1403	7	N/A		
XF94SBA	18	GY	TXL	3598072C1	3596927C1	1403	8	N/A		
XL94SBA	18	GY	TXL	3598072C1	3596927C1	1403	8	N/A		
XF94SM	16	GY	GXL	3598073C1	3596927C1	1403	9	N/A		
XG94SM	16	GY	GXL	3598073C1	3596927C1	1403	9	N/A		
XF94SCA	18	GY	TXL	3598072C1	3596927C1	1403	10	N/A		
XL94SCA	18	GY	TXL	3598072C1	3596927C1	1403	10	N/A		
XF94SAA	18	GY	TXL	3598072C1	3596927C1	1403	11	N/A		
XL94SAA	18	GY	TXL	3598072C1	3596927C1	1403	11	N/A		
XF94SN	16	GY	GXL	3598073C1	3596927C1	1403	12	N/A		
XG94SN	18	GY	TXL	3598072C1	3596927C1	1403	12	N/A		
XF94SAA	18	GY	TXL	3534164C1	3601838C1	1410	A	N/A		
XL94SAA	18	GY	TXL	3534164C1	3601838C1	1410	A	N/A		
XF94SAB	18	GY	TXL	3534164C1	3601838C1	1410	B	N/A		
XL94SAB	18	GY	TXL	3534164C1	3601838C1	1410	B	N/A		
XF94SA	20	GY	TXL	3535484C1	3601838C1	1410	C	N/A		
XL94SA	20	GY	TXL	3535484C1	3601838C1	1410	C	N/A		
XF94SCA	18	GY	TXL	3534164C1	3601838C1	1410	D	N/A		
XL94SCA	18	GY	TXL	3534164C1	3601838C1	1410	D	N/A		
XF94SCB	18	GY	TXL	3534164C1	3601838C1	1410	E	N/A		
XL94SCB	18	GY	TXL	3534164C1	3601838C1	1410	E	N/A		
XF94SC	20	GY	TXL	3535484C1	3601838C1	1410	F	N/A		
XL94SC	20	GY	TXL	3535484C1	3601838C1	1410	F	N/A		
XF94SBA	18	GY	TXL	3534164C1	3601838C1	1410	G	N/A		
XL94SBA	18	GY	TXL	3534164C1	3601838C1	1410	G	N/A		
XF94SBB	18	GY	TXL	3534164C1	3601838C1	1410	H	N/A		
XL94SBB	18	GY	TXL	3534164C1	3601838C1	1410	H	N/A		

Circuit Number	Gauge	Color	Insulation	Terminal / Splice Number	Connector Part number	Connector Number	Cavity	Seal/Sleeve	Lock 1	Lock 2
XF94SB	20	GY	TXL	3535484C1	3601838C1	1410	J	N/A		
XL94SB	20	GY	TXL	3535484C1	3601838C1	1410	J	N/A		
XF94SDA	18	LTGN	TXL	3534164C1	3601838C1	1410	K	N/A		
XL94SDA	18	LTGN	TXL	3534164C1	3601838C1	1410	K	N/A		
XF94SDB	18	GY	TXL	3534164C1	3601838C1	1410	L	N/A		
XL94SDB	18	GY	TXL	3534164C1	3601838C1	1410	L	N/A		
XF94SD	20	GY	TXL	3535484C1	3601838C1	1410	M	N/A		
XL94SD	20	GY	TXL	3535484C1	3601838C1	1410	M	N/A		
9M5N(-)	18	GN	TXL	3548971C1	3557922C1	1420	1	N/A		
9Q5N(-)	18	GN	TXL	3548971C1	3557922C1	1420	1	N/A		
9R5N(-)	18	GN	TXL	3548971C1	3557922C1	1420	1	N/A		
9U5N(-)	18	GN	TXL	3548971C1	3557922C1	1420	1	N/A		
GP5N(-)	18	GN	TXL	3548971C1	3557922C1	1420	1	N/A		
9M5N(+)	18	YL	TXL	3548971C1	3557922C1	1420	3	N/A		
9Q5N(+)	18	YL	TXL	3548971C1	3557922C1	1420	3	N/A		
9R5N(+)	18	YL	TXL	3548971C1	3557922C1	1420	3	N/A		
9U5N(+)	18	YL	TXL	3548971C1	3557922C1	1420	3	N/A		
GP5N(+)	18	YL	TXL	3548971C1	3557922C1	1420	3	N/A		
XE94G1	18	WH	TXL	3548971C1	3557922C1	1420	4	N/A		
XE94V	14	GY	GXL	3548972C1	3557922C1	1420	7	N/A		
XE94AY	14	GY	GXL	3548972C1	3557922C1	1420	8	N/A		
XE94G2	16	WH	TXL	3548970C1	3557922C1	1420	9	N/A		
XE94AK	14	GY	GXL	3548972C1	3557921C1	1421	1	N/A		
XE94WR	14	GY	GXL	3548972C1	3557921C1	1421	2	N/A		
XE94AB	14	GY	GXL	3548972C1	3557921C1	1421	3	N/A		
XE94AH	14	GY	GXL	3548972C1	3557921C1	1421	4	N/A		
XE94WN	14	GY	GXL	3548972C1	3557921C1	1421	5	N/A		
XE94AL	14	GY	GXL	3548972C1	3557921C1	1421	6	N/A		
XE94WW	14	GY	GXL	3548972C1	3557921C1	1421	8	N/A		
XE94WU	14	GY	TXL	3548972C1	3557921C1	1421	9	N/A		
XE94AE	18	GY	TXL	3548971C1	3557921C1	1421	10	N/A		
XE94WL	18	GY	TXL	3548971C1	3557921C1	1421	11	N/A		
XE94AC	18	GY	TXL	3548971C1	3557921C1	1421	12	N/A		
XE94AF	18	GY	TXL	3548971C1	3557921C1	1421	13	N/A		
XE94WM	18	GY	TXL	3548971C1	3557921C1	1421	14	N/A		
XE94AD	18	GY	TXL	3548971C1	3557921C1	1421	15	N/A		
XE94WS	18	GY	TXL	3548971C1	3557921C1	1421	17	N/A		
XE94WT	18	GY	TXL	3548971C1	3557921C1	1421	18	N/A		
RS92#101	18	LTBL	TXL	2018639C1	2018589C1	1501	1	N/A		
SM92#101	18	LTBL	TXL	2018639C1	2018589C1	1501	1	N/A		
SM92#101	18	LTBL	TXL	2018639C1	2018589C1	1501	1	N/A		
RS92#103	18	YL	TXL	2018639C1	2018589C1	1501	2	N/A		
SN92#103	18	YL	TXL	2018639C1	2018589C1	1501	2	N/A		
SN92#103	18	YL	TXL	2018639C1	2018589C1	1501	2	N/A		
SR92#103	18	YL	TXL	2018639C1	2018589C1	1501	2	N/A		
RS92#105	18	OR	TXL	2018639C1	2018589C1	1501	3	N/A		
SM92#105	18	OR	TXL	2018639C1	2018589C1	1501	3	N/A		
SM92#105	18	OR	TXL	2018639C1	2018589C1	1501	3	N/A		
LD92#109	18	WH	TXL	2018639C1	2018589C1	1501	4	N/A		
LE92#109	18	WH	TXL	2018639C1	2018589C1	1501	4	N/A		
LF92#109	18	WH	TXL	2018639C1	2018589C1	1501	4	N/A		
RU10B	18	BK	TXL	2018639C1	2018589C1	1501	4	N/A		
RV10B	18	BK	TXL	2018639C1	2018589C1	1501	4	N/A		
RW10B	18	BK	TXL	2018639C1	2018589C1	1501	4	N/A		

Circuit Number	Gauge	Color	Insulation	Terminal / Splice Number	Connector Part number	Connector Number	Cavity	Seal/Sleeve	Lock 1	Lock 2
SM92#109	18	WH	TXL	2018639C1	2018589C1	1501	4	N/A		
PV14B	18	RD	TXL	2018639C1	2018589C1	1501	5	N/A		
SM92#110	18	RD	TXL	2018639C1	2018589C1	1501	5	N/A		
SM92#110	18	RD	TXL	2018639C1	2018589C1	1501	5	N/A		
PV92#120	18	LTBL	TXL	2018639C1	2018589C1	1501	6	N/A		
TL92#117	18	LTBL	TXL	2018639C1	2018589C1	1501	6	N/A		
TM92A117	18	LTBL	TXL	2018639C1	2018589C1	1501	6	N/A		
TN92#117	18	LTBL	TXL	2018639C1	2018589C1	1501	6	N/A		
TL92#117	18	LTBL	TXL	2018639C1	2018589C1	1501	6	N/A		
TM92A117	18	LTBL	TXL	2018639C1	2018589C1	1501	6	N/A		
TN92#117	18	LTBL	TXL	2018639C1	2018589C1	1501	6	N/A		
PV92#180	18	OR	TXL	2018639C1	2018589C1	1501	7	N/A		
SM92#122	18	YL	TXL	2018639C1	2018589C1	1501	7	N/A		
SM92#122	18	YL	TXL	2018639C1	2018589C1	1501	7	N/A		
SM92#123	18	LTGN	TXL	2018639C1	2018589C1	1501	8	N/A		
SM92#123	18	LTGN	TXL	2018639C1	2018589C1	1501	8	N/A		
PV92#139	18	OR	TXL	2018639C1	2018589C1	1501	9	N/A		
SR92#115	18	WH	TXL	2018639C1	2018589C1	1501	9	N/A		
PV92#159	18	TN	TXL	2018639C1	2018589C1	1501	10	N/A		
SM92#130	18	WH	TXL	2018639C1	2018589C1	1501	10	N/A		
SM92#130	18	WH	TXL	2018639C1	2018589C1	1501	10	N/A		
PV92#142	18	WH	TXL	2018639C1	2018589C1	1501	11	N/A		
SM92#134	18	YL	TXL	2018639C1	2018589C1	1501	11	N/A		
SM92#134	18	YL	TXL	2018639C1	2018589C1	1501	11	N/A		
RS92#143	18	LTBL	TXL	2018639C1	2018589C1	1501	12	N/A		
SY92A141	18	TN	TXL	2018639C1	2018589C1	1501	12	N/A		
TL92A141	18	TN	TXL	2018639C1	2018589C1	1501	12	N/A		
SY92A141	18	TN	TXL	2018639C1	2018589C1	1501	12	N/A		
TL92A141	18	TN	TXL	2018639C1	2018589C1	1501	12	N/A		
RS92#150	18	PK	TXL	2018639C1	2018589C1	1501	13	N/A		
SM92#143	18	LTBL	TXL	2018639C1	2018589C1	1501	13	N/A		
SM92#143	18	LTBL	TXL	2018639C1	2018589C1	1501	13	N/A		
PV92#140	18	LTGN	TXL	2018639C1	2018589C1	1501	14	N/A		
SY92#145	18	OR	TXL	2018639C1	2018589C1	1501	14	N/A		
TL92#145	18	OR	TXL	2018639C1	2018589C1	1501	14	N/A		
SY92#145	18	OR	TXL	2018639C1	2018589C1	1501	14	N/A		
TL92#145	18	OR	TXL	2018639C1	2018589C1	1501	14	N/A		
PV92#160	18	YL	TXL	2018639C1	2018589C1	1501	15	N/A		
SR92#119	18	LTBL	TXL	2018639C1	2018589C1	1501	15	N/A		
PV92#163	18	YL	TXL	2018639C1	2018589C1	1501	16	N/A		
SR92#124	18	WH	TXL	2018639C1	2018589C1	1501	16	N/A		
PV92#165	18	TN	TXL	2018639C1	2018589C1	1501	17	N/A		
SM92#162	18	YL	TXL	2018639C1	2018589C1	1501	17	N/A		
SM92#162	18	YL	TXL	2018639C1	2018589C1	1501	17	N/A		
RU10C	18	BK	TXL	2018639C1	2018589C1	1501	18	N/A		
RV10C	18	BK	TXL	2018639C1	2018589C1	1501	18	N/A		
RW10C	18	BK	TXL	2018639C1	2018589C1	1501	18	N/A		
SM92#163	18	YL	TXL	2018639C1	2018589C1	1501	18	N/A		
SM92#163	18	YL	TXL	2018639C1	2018589C1	1501	18	N/A		
PV14C	18	RD	TXL	3717171C1	1661601C1	1502	1	N/A		
SM92#164	18	LTBL	TXL	3717171C1	1661601C1	1502	1	N/A		
SM92#164	18	LTBL	TXL	3717171C1	1661601C1	1502	1	N/A		
PU92#123	18	LTGN	TXL	3717171C1	1661601C1	1502	2	N/A		
SM92#165	18	TN	TXL	3717171C1	1661601C1	1502	2	N/A		

Circuit Number	Gauge	Color	Insulation	Terminal / Splice Number	Connector Part number	Connector Number	Cavity	Seal/Sleeve	Lock 1	Lock 2
SM92#165	18	TN	TXL	3717171C1	1661601C1	1502	2	N/A		
LD92#169	18	WH	TXL	3717171C1	1661601C1	1502	3	N/A		
LE92#169	18	WH	TXL	3717171C1	1661601C1	1502	3	N/A		
LF92#169	18	WH	TXL	3717171C1	1661601C1	1502	3	N/A		
PV92#111	18	OR	TXL	3717171C1	1661601C1	1502	3	N/A		
SM92#169	18	WH	TXL	3717171C1	1661601C1	1502	3	N/A		
PV92#114	18	GY	TXL	3717171C1	1661601C1	1502	4	N/A		
SM92#170	18	RD	TXL	3717171C1	1661601C1	1502	4	N/A		
SM92#170	18	RD	TXL	3717171C1	1661601C1	1502	4	N/A		
PV92#117	18	LTBL	TXL	3717171C1	1661601C1	1502	5	N/A		
SW92#111	18	OR	TXL	3717171C1	1661601C1	1502	5	N/A		
SW92#111	18	OR	150	3717171C1	1661601C1	1502	5	N/A		
PV92#133	18	YL	TXL	3717171C1	1661601C1	1502	6	N/A		
ST92A112	18	PK	TXL	3717171C1	1661601C1	1502	6	N/A		
SR92A112	18	PK	TXL	3717171C1	1661601C1	1502	6	N/A		
ST92A112	18	PK	150	3717171C1	1661601C1	1502	6	N/A		
PV92#134	18	WH	TXL	3717171C1	1661601C1	1502	7	N/A		
SW92#116	18	LTBL	TXL	3717171C1	1661601C1	1502	7	N/A		
SW92#116	18	LTBL	150	3717171C1	1661601C1	1502	7	N/A		
PV92#136	18	OR	TXL	3717171C1	1661601C1	1502	8	N/A		
SW92#177	18	LTGN	TXL	3717171C1	1661601C1	1502	8	N/A		
SW92#177	18	LTGN	150	3717171C1	1661601C1	1502	8	N/A		
PV92#138	18	OR	TXL	3717171C1	1661601C1	1502	9	N/A		
ST92#131	18	YL	TXL	3717171C1	1661601C1	1502	9	N/A		
SR92A131	18	PK	TXL	3717171C1	1661601C1	1502	9	N/A		
ST92#131	18	YL	150	3717171C1	1661601C1	1502	9	N/A		
PV92A141	18	TN	TXL	3717171C1	1661601C1	1502	10	N/A		
SW92#133	18	YL	TXL	3717171C1	1661601C1	1502	10	N/A		
SW92#133	18	YL	150	3717171C1	1661601C1	1502	10	N/A		
PV92#151	18	WH	TXL	3717171C1	1661601C1	1502	11	N/A		
SW92#136	18	OR	TXL	3717171C1	1661601C1	1502	11	N/A		
SW92#136	18	OR	150	3717171C1	1661601C1	1502	11	N/A		
PV92#152	18	LTGN	TXL	3717171C1	1661601C1	1502	12	N/A		
SW92#137	18	WH	TXL	3717171C1	1661601C1	1502	12	N/A		
SW92#137	18	WH	150	3717171C1	1661601C1	1502	12	N/A		
PV92#153	18	YL	TXL	3717171C1	1661601C1	1502	13	N/A		
ST92#158	18	LTGN	TXL	3717171C1	1661601C1	1502	13	N/A		
SR92A158	18	LTGN	TXL	3717171C1	1661601C1	1502	13	N/A		
ST92#158	18	LTGN	150	3717171C1	1661601C1	1502	13	N/A		
PV92#154	18	TN	TXL	3717171C1	1661601C1	1502	14	N/A		
SW92#171	18	YL	TXL	3717171C1	1661601C1	1502	14	N/A		
SW92#171	18	YL	150	3717171C1	1661601C1	1502	14	N/A		
PV92#155	18	WH	TXL	3717171C1	1661601C1	1502	15	N/A		
SW92#151	18	WH	TXL	3717171C1	1661601C1	1502	15	N/A		
SW92#151	18	WH	150	3717171C1	1661601C1	1502	15	N/A		
PV92#157	18	WH	TXL	3717171C1	1661601C1	1502	16	N/A		
SW92#152	18	LTGN	TXL	3717171C1	1661601C1	1502	16	N/A		
SW92#152	18	LTGN	150	3717171C1	1661601C1	1502	16	N/A		
PV92#158	18	LTGN	TXL	3717171C1	1661601C1	1502	17	N/A		
SW31#154	18	TN	TXL	3717171C1	1661601C1	1502	17	N/A		
SW31#154	18	TN	150	3717171C1	1661601C1	1502	17	N/A		
PV92#171	18	YL	TXL	3627612C1	3627615C1	1503	1	N/A		
SW48#139	18	OR	150	3627612C1	3627615C1	1503	1	N/A		
SA48#139	18	OR	150	3627612C1	3627615C1	1503	1	N/A		

Circuit Number	Gauge	Color	Insulation	Terminal / Splice Number	Connector Part number	Connector Number	Cavity	Seal/Sleeve	Lock 1	Lock 2
SL48#139	18	OR	TXL	3627612C1	3627615C1	1503	1	N/A		
PV92#173	18	LTBL	TXL	3627612C1	3627615C1	1503	2	N/A		
SW47#140	18	LTGN	150	3627612C1	3627615C1	1503	2	N/A		
SW47#140	18	LTGN	TXL	3627612C1	3627615C1	1503	2	N/A		
PV92#174	18	LTBL	TXL	3627612C1	3627615C1	1503	3	N/A		
SW92A120	18	LTBL	TXL	3627612C1	3627615C1	1503	3	N/A		
SA92A120	18	LTBL	150	3627612C1	3627615C1	1503	3	N/A		
SV92#120	18	LTBL	TXL	3627612C1	3627615C1	1503	3	N/A		
PV92#176	18	YL	TXL	3627612C1	3627615C1	1503	4	N/A		
SB5#127	18	GN	TXL	3627612C1	3627615C1	1503	4	N/A		
SB5#127	18	GN	TXL	3627612C1	3627615C1	1503	4	N/A		
PV92#177	18	LTBL	TXL	3627612C1	3627615C1	1503	5	N/A		
SW92#155	18	WH	TXL	3627612C1	3627615C1	1503	5	N/A		
SW92#155	18	WH	150	3627612C1	3627615C1	1503	5	N/A		
PV92#178	18	WH	TXL	3627612C1	3627615C1	1503	6	N/A		
SW92#174	18	LTBL	TXL	3627612C1	3627615C1	1503	6	N/A		
SW92#174	18	LTBL	150	3627612C1	3627615C1	1503	6	N/A		
PV92#179	18	PK	TXL	3627612C1	3627615C1	1503	7	N/A		
SW92#176	18	YL	TXL	3627612C1	3627615C1	1503	7	N/A		
SW92#176	18	YL	150	3627612C1	3627615C1	1503	7	N/A		
PU92#145	18	OR	TXL	3627612C1	3627615C1	1503	8	N/A		
SW47#125	18	GY	TXL	3627612C1	3627615C1	1503	8	N/A		
RT5#127	18	GN	TXL	3627612C1	3627615C1	1503	9	N/A		
SW48#159	18	TN	150	3627612C1	3627615C1	1503	9	N/A		
SA48#159	18	TN	150	3627612C1	3627615C1	1503	9	N/A		
SL48#159	18	TN	TXL	3627612C1	3627615C1	1503	9	N/A		
RT5#106	18	YL	TXL	3627612C1	3627615C1	1503	10	N/A		
SW47#160	18	YL	150	3627612C1	3627615C1	1503	10	N/A		
SW47#160	18	YL	TXL	3627612C1	3627615C1	1503	10	N/A		
SW92#180	18	OR	TXL	3627612C1	3627615C1	1503	11	N/A		
SA92#180	18	OR	150	3627612C1	3627615C1	1503	11	N/A		
SV92#180	18	OR	TXL	3627612C1	3627615C1	1503	11	N/A		
SB5#106	18	YL	TXL	3627612C1	3627615C1	1503	12	N/A		
SB5#106	18	YL	TXL	3627612C1	3627615C1	1503	12	N/A		
TL92#142	18	WH	TXL	3627612C1	3627615C1	1503	13	N/A		
TM92A142	18	WH	TXL	3627612C1	3627615C1	1503	13	N/A		
TL92#142	18	WH	TXL	3627612C1	3627615C1	1503	13	N/A		
TM92A142	18	WH	TXL	3627612C1	3627615C1	1503	13	N/A		
PX92A131	18	YL	TXL	3627612C1	3627615C1	1503	14	N/A		
SR92#156	18	PK	TXL	3627612C1	3627615C1	1503	14	N/A		
PV92#161	18	TN	TXL	3627612C1	3627615C1	1503	15	N/A		
SR92#161	18	OR	TXL	3627612C1	3627615C1	1503	15	N/A		
PX92A137	18	WH	TXL	3627612C1	3627615C1	1503	16	N/A		
SR92#175	18	OR	TXL	3627612C1	3627615C1	1503	16	N/A		
SW92#118	18	GY	TXL	3627612C1	3627615C1	1503	18	N/A		
SW92#118	18	GY	150	3627612C1	3627615C1	1503	18	N/A		
EC149	18	GY	TXL	3522073C1	3598706C1	1600	A1	N/A		
ED149	18	GY	TXL	3522073C1	3598706C1	1600	A1	N/A		
EK149B	18	LTBL	TXL	3522073C1	3598706C1	1600	A1	N/A		
AA82B	20	GY	TXL	3534303C1	3598706C1	1600	A10	N/A		
AA82C	20	GY	TXL	3534303C1	3598706C1	1600	A11	N/A		
WA44	16	GY	TXL	3522073C1	3598706C1	1600	A12	N/A		
WE44AB	16	GY	TXL	3522073C1	3598706C1	1600	A12	N/A		
AA63A	16	LTBL	TXL	3522073C1	3598706C1	1600	A13	N/A		

Circuit Number	Gauge	Color	Insulation	Terminal / Splice Number	Connector Part number	Connector Number	Cavity	Seal/Sleeve	Lock 1	Lock 2
AA102A	20	YL	TXL	3534303C1	3598706C1	1600	A14	N/A		
HE87B	20	GY	TXL	3534303C1	3598706C1	1600	A15	N/A		
HJ87B	20	GY	TXL	3534303C1	3598706C1	1600	A15	N/A		
DB149A	18	GY	TXL	3522073C1	3598706C1	1600	A16	N/A		
DC149A	18	GY	TXL	3522073C1	3598706C1	1600	A16	N/A		
DD13FAM	18	BN	TXL	3522073C1	3598706C1	1600	A16	N/A		
DG149A	18	GY	TXL	3522073C1	3598706C1	1600	A16	N/A		
DH13C	18	GY	TXL	3522073C1	3598706C1	1600	A16	N/A		
QI79A	18	GY	TXL	3522073C1	3598706C1	1600	A2	N/A		
QW79A	18	GY	TXL	3522073C1	3598706C1	1600	A2	N/A		
AA52D	20	YL	GXL	3534303C1	3598706C1	1600	A4	N/A		
AA85A	20	GY	TXL	3534303C1	3598706C1	1600	A5	N/A		
AA57B	20	OR	TXL	3534303C1	3598706C1	1600	A6	N/A		
AA56B	20	OR	TXL	3534303C1	3598706C1	1600	A7	N/A		
HE87EA	18	GY	TXL	3522073C1	3598706C1	1600	A8	N/A		
HK87C	18	GY	TXL	3522073C1	3598706C1	1600	A8	N/A		
AA82A	20	GY	TXL	3534303C1	3598706C1	1600	A9	N/A		
SN86A	18	GY	TXL	3522073C1	3598706C1	1600	B1	N/A		
NN32B	18	TN	TXL	3522073C1	3598706C1	1600	B10	N/A		
X590HB	18	GY	TXL	3522073C1	3598706C1	1600	B10	N/A		
NM32A	18	TN	GXL	3522073C1	3598706C1	1600	B11	N/A		
SA77B	20	GY	TXL	3534303C1	3598706C1	1600	B12	N/A		
NK40BB	18	GY	TXL	3522073C1	3598706C1	1600	B14	N/A		
TA75AA	18	LTGN	TXL	3522073C1	3598706C1	1600	B15	N/A		
AA150	20	GY	TXL	3534303C1	3598706C1	1600	B16	N/A		
NK40	18	GY	GXL	3522073C1	3598706C1	1600	B2	N/A		
NL40	18	GY	GXL	3522073C1	3598706C1	1600	B2	N/A		
WC40	18	GY	TXL	3522073C1	3598706C1	1600	B2	N/A		
NK40A	18	GY	GXL	3522073C1	3598706C1	1600	B3	N/A		
UA97A	18	VT	TXL	3522073C1	3598706C1	1600	B4	N/A		
TB74	18	LTGN	TXL	3522073C1	3598706C1	1600	B5	N/A		
X590M	18	GY	TXL	3522073C1	3598706C1	1600	B6	N/A		
NJ31J	18	TN	TXL	3522073C1	3598706C1	1600	B7	N/A		
AA36B	18	TN	TXL	3522073C1	3598706C1	1600	B8	N/A		
AA36A	18	TN	TXL	3522073C1	3598706C1	1600	B9	N/A		
LJ104DC	18	DKBL	TXL	3522073C	3598707C1	1601	E1	N/A		
TH72	18	OR	TXL	3522073C	3598707C1	1601	E11	N/A		
VA92#117A	18	TN	TXL	3522073C	3598707C1	1601	E16	N/A		
KK18A	18	GY	TXL	3522073C	3598707C1	1601	F12	N/A		
KL18D	18	GY	TXL	3522073C	3598707C1	1601	F12	N/A		
KM18E	18	GY	TXL	3522073C	3598707C1	1601	F12	N/A		
RP78RC	18	LTGN	TXL	3522073C	3598707C1	1601	F13	N/A		
VG70D	18	OR	TXL	3522073C	3598707C1	1601	F15	N/A		
VU103D	18	LTGN	TXL	3522073C1	3598707C1	1601	E1	N/A		
LZ59S	18	GY	TXL	3522073C1	3598707C1	1601	E10	N/A		
HW12LC	18	PK	TXL	3522073C1	3598707C1	1601	E11	N/A		
LT59D	18	GY	TXL	3522073C1	3598707C1	1601	E12	N/A		
LY59G	18	GY	TXL	3522073C1	3598707C1	1601	E13	N/A		
HU103AA	18	LTGN	TXL	3522073C1	3598707C1	1601	E14	N/A		
LZ59T	18	GY	TXL	3522073C1	3598707C1	1601	E15	N/A		
VU103C	18	LTGN	TXL	3522073C1	3598707C1	1601	E2	N/A		
UG92#1161A	18	TN	TXL	3522073C1	3598707C1	1601	E4	N/A		
AA82H	18	GY	TXL	3522073C1	3598707C1	1601	E6	N/A		
AA82F	18	GY	TXL	3522073C1	3598707C1	1601	E7	N/A		

Circuit Number	Gauge	Color	Insulation	Terminal / Splice Number	Connector Part number	Connector Number	Cavity	Seal/Sleeve	Lock 1	Lock 2
UF92D	18	TN	TXL	3522073C1	3598707C1	1601	E8	N/A		
UN92D	18	TN	TXL	3522073C1	3598707C1	1601	E8	N/A		
LY59J	18	GY	TXL	3522073C1	3598707C1	1601	E9	N/A		
VV44A	18	GY	GXL	3522073C1	3598707C1	1601	F1	N/A		
WC44	16	GY	TXL	3522073C1	3598707C1	1601	F1	N/A		
LT59C	18	GY	TXL	3522073C1	3598707C1	1601	F10	N/A		
RN78RC	18	LTGN	TXL	3522073C1	3598707C1	1601	F13	N/A		
RR78RC	18	LTGN	TXL	3522073C1	3598707C1	1601	F13	N/A		
LZ59V	18	GY	TXL	3522073C1	3598707C1	1601	F14	N/A		
VJ70D	18	OR	TXL	3522073C1	3598707C1	1601	F15	N/A		
VN70D	18	OR	TXL	3522073C1	3598707C1	1601	F15	N/A		
RK78BD	16	LTGN	TXL	3522073C1	3598707C1	1601	F16	N/A		
HB103L	18	LTGN	GXL	3522073C1	3598707C1	1601	F2	N/A		
LW59P	18	GY	TXL	3522073C1	3598707C1	1601	F2	N/A		
LX59P	18	GY	TXL	3522073C1	3598707C1	1601	F2	N/A		
LW59Q	18	GY	TXL	3522073C1	3598707C1	1601	F3	N/A		
LX59Q	18	GY	TXL	3522073C1	3598707C1	1601	F3	N/A		
LY59H	18	GY	TXL	3522073C1	3598707C1	1601	F4	N/A		
LY59K	18	GY	TXL	3522073C1	3598707C1	1601	F5	N/A		
HB103J	18	LTGN	GXL	3522073C1	3598707C1	1601	F6	N/A		
LW59M	18	GY	TXL	3522073C1	3598707C1	1601	F6	N/A		
LX59M	18	GY	TXL	3522073C1	3598707C1	1601	F6	N/A		
HB103K	18	LTGN	GXL	3522073C1	3598707C1	1601	F7	N/A		
LW59N	18	GY	TXL	3522073C1	3598707C1	1601	F7	N/A		
LX59N	18	GY	TXL	3522073C1	3598707C1	1601	F7	N/A		
LU59E	18	GY	TXL	3522073C1	3598707C1	1601	F8	N/A		
LZ59W	18	GY	TXL	3522073C1	3598707C1	1601	F9	N/A		
XS90J	18	GY	TXL	3522073C1	3598707C1	1601	F9	N/A		
AF3BD(-)	18	GY	TXL	3522073C1	3598705C1	1602	E1	N/A		
AB50	18	YL	TXL	3522073C1	3598705C1	1602	E11	N/A		
AC50	18	YL	TXL	3522073C1	3598705C1	1602	E11	N/A		
LS59A	18	GY	TXL	3522073C1	3598705C1	1602	E12	N/A		
YG96A	18	YL	TXL	3522073C1	3598705C1	1602	E13	N/A		
WB70	20	RD	TXL	3534303C1	3598705C1	1602	E14	N/A		
XS70	18	GY	TXL	3522073C1	3598705C1	1602	E14	N/A		
WB70A	20	RD	TXL	3534303C1	3598705C1	1602	E15	N/A		
AD11-GAC	18	WH	TXL	3522073C1	3598705C1	1602	E16	N/A		
AE11-GAC	18	WH	TXL	3522073C1	3598705C1	1602	E16	N/A		
AF3BD(+)	18	DKBL	TXL	3522073C1	3598705C1	1602	E2	N/A		
AA9Z	18	GY	TXL	3522073C1	3598705C1	1602	E3	N/A		
NK6	18	GY	GXL	3522073C1	3598705C1	1602	E4	N/A		
WC6	20	GY	TXL	3534303C1	3598705C1	1602	E4	N/A		
KA9A	18	GY	TXL	3522073C1	3598705C1	1602	E5	N/A		
SA6DB	20	GY	TXL	3534303C1	3598705C1	1602	E6	N/A		
AA9B	18	GY	TXL	3522073C1	3598705C1	1602	E7	N/A		
ME106B	18	GY	TXL	3522073C1	3598705C1	1602	E8	N/A		
NL6A	18	GY	GXL	3522073C1	3598705C1	1602	E8	N/A		
LP88	18	LTGN	TXL	3522073C1	3598705C1	1602	E9	N/A		
ZU71D	18	OR	TXL	3522073C1	3598705C1	1602	F10	N/A		
UJ93A	18	TN	TXL	3522073C1	3598705C1	1602	F11	N/A		
VU103B	18	LTGN	TXL	3522073C1	3598705C1	1602	F12	N/A		
QA92C	18	GY	TXL	3522073C1	3598705C1	1602	F13	N/A		
VU103A	18	LTGN	TXL	3522073C1	3598705C1	1602	F14	N/A		
WC44D	18	GY	TXL	3522073C1	3598705C1	1602	F15	N/A		

Circuit Number	Gauge	Color	Insulation	Terminal / Splice Number	Connector Part number	Connector Number	Cavity	Seal/Sleeve	Lock 1	Lock 2
XS90PA	18	GY	GXL	3522073C1	3598705C1	1602	F16	N/A		
8A5BB(-)	18	GN	TXL	3522073C1	3598705C1	1602	F5	N/A		
9A5BB(-)	18	GN	TXL	3522073C1	3598705C1	1602	F5	N/A		
9F5BB(-)	18	GN	TXL	3522073C1	3598705C1	1602	F5	N/A		
9J5BB(-)	18	GN	TXL	3522073C1	3598705C1	1602	F5	N/A		
9P5BB(-)	18	GN	TXL	3522073C1	3598705C1	1602	F5	N/A		
9X5BB(-)	18	GN	TXL	3522073C1	3598705C1	1602	F5	N/A		
GC5BB(-)	18	GN	TXL	3522073C1	3598705C1	1602	F5	N/A		
GD5BB(-)	18	GN	TXL	3522073C1	3598705C1	1602	F5	N/A		
8A5BB(+)	18	YL	TXL	3522073C1	3598705C1	1602	F6	N/A		
9A5BB(+)	18	YL	TXL	3522073C1	3598705C1	1602	F6	N/A		
9F5BB(+)	18	YL	TXL	3522073C1	3598705C1	1602	F6	N/A		
9J5BB(+)	18	YL	TXL	3522073C1	3598705C1	1602	F6	N/A		
9P5BB(+)	18	YL	TXL	3522073C1	3598705C1	1602	F6	N/A		
9X5BB(+)	18	YL	TXL	3522073C1	3598705C1	1602	F6	N/A		
GC5BB(+)	18	YL	TXL	3522073C1	3598705C1	1602	F6	N/A		
GD5BB(+)	18	YL	TXL	3522073C1	3598705C1	1602	F6	N/A		
ME61B	18	GY	TXL	3522073C1	3598705C1	1602	F7	N/A		
LF104D	18	DKBL	TXL	3522073C1	3598705C1	1602	F8	N/A		
RA28BA	18	TN	TXL	3522073C1	3598705C1	1602	F9	N/A		
VG57T	10	LTGN	TXL	3544878C1	3598711C1	1603	A	N/A		
YU57A	16	OR	TXL	3544876C1	3598711C1	1603	A	N/A		
VG56T	10	YL	TXL	3544878C1	3598711C1	1603	B	N/A		
XV56AA	16	OR	TXL	3544876C1	3598711C1	1603	B	N/A		
XZ56AA	16	OR	TXL	3544876C1	3598711C1	1603	B	N/A		
YT56AA	16	OR	TXL	3544876C1	3598711C1	1603	B	N/A		
YY56AA	16	OR	TXL	3544876C1	3598711C1	1603	B	N/A		
SA77	16	LTGN	GXL	3544876C1	3598711C1	1603	C	N/A		
YL56A	16	OR	TXL	3544876C1	3598711C1	1603	D	N/A		
YM56A	14	OR	TXL	3544877C1	3598711C1	1603	D	N/A		
YN56A	14	OR	TXL	3544877C1	3598711C1	1603	D	N/A		
AA85	16	GY	TXL	3544876C1	3598711C1	1603	E	N/A		
YJ64A	16	YL	TXL	3544876C1	3598711C1	1603	F	N/A		
ZT65	16	OR	TXL	3544876C1	3598711C1	1603	G	N/A		
YF52A	14	YL	TXL	3544877C1	3598711C1	1603	H	N/A		
YG52A	14	YL	TXL	3544877C1	3598711C1	1603	H	N/A		
KP112	16	GY	TXL	3544876C1	3598711C1	1603	J	N/A		
QA23F	18	TN	TXL	3544876C1	3598711C1	1603	J	N/A		
YJ64B	16	YL	TXL	3544876C1	3598711C1	1603	K	N/A		
YF52B	14	YL	TXL	3544877C1	3598711C1	1603	L	N/A		
YG52B	14	YL	TXL	3544877C1	3598711C1	1603	L	N/A		
YL57C	16	OR	TXL	3544876C1	3598711C1	1603	M	N/A		
YM57A	14	OR	TXL	3544877C1	3598711C1	1603	M	N/A		
YN57A	14	OR	TXL	3544877C1	3598711C1	1603	M	N/A		
AA82	16	GY	TXL	3544876C1	3598710C1	1604	A	N/A		
YF53A	14	YL	TXL	3544877C1	3598710C1	1604	B	N/A		
YG53A	14	YL	TXL	3544877C1	3598710C1	1604	B	N/A		
XV56	16	OR	TXL	3544876C1	3598710C1	1604	C	N/A		
XZ56	16	OR	TXL	3544876C1	3598710C1	1604	C	N/A		
YM56	16	OR	TXL	3544876C1	3598710C1	1604	C	N/A		
YN56	18	OR	TXL	3544876C1	3598710C1	1604	C	N/A		
YT56B	16	OR	TXL	3544876C1	3598710C1	1604	C	N/A		
YY56	16	OR	TXL	3544876C1	3598710C1	1604	C	N/A		
VG68T	12	BN	TXL	3544877C1	3598710C1	1604	D	N/A		

Circuit Number	Gauge	Color	Insulation	Terminal / Splice Number	Connector Part number	Connector Number	Cavity	Seal/Sleeve	Lock 1	Lock 2
VL68T	12	BN	TXL	3544877C1	3598710C1	1604	D	N/A		
VM68T	12	BN	TXL	3544877C1	3598710C1	1604	D	N/A		
VP68	12	BN	TXL	3544877C1	3598710C1	1604	D	N/A		
VR68T	12	BN	TXL	3544877C1	3598710C1	1604	D	N/A		
VT68TA	12	BN	TXL	3544877C1	3598710C1	1604	D	N/A		
YX70B	12	YL	TXL	3544877C1	3598710C1	1604	D	N/A		
YZ70B	12	YL	TXL	3544877C1	3598710C1	1604	D	N/A		
AA11-GKC	12	WH	TXL	3544877C1	3598710C1	1604	E	N/A		
VG58T	12	BN	TXL	3544877C1	3598710C1	1604	F	N/A		
VL58T	12	BN	TXL	3544877C1	3598710C1	1604	F	N/A		
VM58T	12	BN	TXL	3544877C1	3598710C1	1604	F	N/A		
VP58	12	BN	TXL	3544877C1	3598710C1	1604	F	N/A		
VR58T	12	BN	TXL	3544877C1	3598710C1	1604	F	N/A		
VT58	12	BN	TXL	3544877C1	3598710C1	1604	F	N/A		
YP54	16	BN	TXL	3544876C1	3598710C1	1604	G	N/A		
YS54	16	BN	TXL	3544876C1	3598710C1	1604	G	N/A		
YF53B	14	YL	TXL	3544877C1	3598710C1	1604	H	N/A		
YG53B	14	YL	TXL	3544877C1	3598710C1	1604	H	N/A		
WF63	18	DKBL	TXL	3544876C1	3598710C1	1604	J	N/A		
WG63	18	DKBL	TXL	3544876C1	3598710C1	1604	J	N/A		
WJ63	18	DKBL	TXL	3544876C1	3598710C1	1604	J	N/A		
XV57	16	OR	TXL	3544876C1	3598710C1	1604	K	N/A		
XZ57	16	OR	TXL	3544876C1	3598710C1	1604	K	N/A		
YH57	16	OR	TXL	3544876C1	3598710C1	1604	K	N/A		
YK57	16	OR	TXL	3544876C1	3598710C1	1604	K	N/A		
YQ57	16	OR	TXL	3544876C1	3598710C1	1604	K	N/A		
YR57	16	OR	TXL	3544876C1	3598710C1	1604	K	N/A		
YT57B	16	OR	TXL	3544876C1	3598710C1	1604	K	N/A		
YY57	16	OR	TXL	3544876C1	3598710C1	1604	K	N/A		
HZ14BC	4	RD	SGX	571673C1		1605	A	2644004R1		
UD17B	18	PK	TXL	3544884C	3759005C1	1606	M	N/A		
EH12C	18	LTBL	TXL	3544876C1	3759005C1	1606	A	N/A		
EJ12C	18	LTBL	TXL	3544876C1	3759005C1	1606	A	N/A		
DE13DD	18	PK	TXL	3544884C1	3759005C1	1606	B	N/A		
DF13DD	18	PK	TXL	3544884C1	3759005C1	1606	B	N/A		
9S5AA(-)	18	GN	TXL	3544884C1	3759005C1	1606	D	N/A		
9T5AA(-)	18	GN	TXL	3544884C1	3759005C1	1606	D	N/A		
9W5AA(-)	18	GN	TXL	3544884C1	3759005C1	1606	D	N/A		
9V5AA(-)	18	GN	TXL	3544884C1	3759005C1	1606	D	N/A		
9S5AA(+)	18	YL	TXL	3544884C1	3759005C1	1606	E	N/A		
9T5AA(+)	18	YL	TXL	3544884C1	3759005C1	1606	E	N/A		
9W5AA(+)	18	YL	TXL	3544884C1	3759005C1	1606	E	N/A		
9V5AA(+)	18	YL	TXL	3544884C1	3759005C1	1606	E	N/A		
9D5B(-)	18	GN	TXL	3544884C1	3759005C1	1606	G	N/A		
9K5B(-)	18	GN	TXL	3544884C1	3759005C1	1606	G	N/A		
9M5B(-)	18	GN	TXL	3544884C1	3759005C1	1606	G	N/A		
9N5B(-)	18	GN	TXL	3544884C1	3759005C1	1606	G	N/A		
9Q5B(-)	18	GN	TXL	3544884C1	3759005C1	1606	G	N/A		
9R5B(-)	18	GN	TXL	3544884C1	3759005C1	1606	G	N/A		
9U5B(-)	18	GN	TXL	3544884C1	3759005C1	1606	G	N/A		
GB5B(-)	18	GN	TXL	3544884C1	3759005C1	1606	G	N/A		
GE5B(-)	18	GN	TXL	3544884C1	3759005C1	1606	G	N/A		
GG5B(-)	18	GN	TXL	3544884C1	3759005C1	1606	G	N/A		
GH5B(-)	18	GN	TXL	3544884C1	3759005C1	1606	G	N/A		

Circuit Number	Gauge	Color	Insulation	Terminal / Splice Number	Connector Part number	Connector Number	Cavity	Seal/Sleeve	Lock 1	Lock 2
GJ5B(-)	18	GN	TXL	3544884C1	3759005C1	1606	G	N/A		
GK5B(-)	18	GN	TXL	3544884C1	3759005C1	1606	G	N/A		
GL5B(-)	18	GN	TXL	3544884C1	3759005C1	1606	G	N/A		
GM5B(-)	18	GN	TXL	3544884C1	3759005C1	1606	G	N/A		
GN5B(-)	18	GN	TXL	3544884C1	3759005C1	1606	G	N/A		
GP5B(-)	18	GN	TXL	3544884C1	3759005C1	1606	G	N/A		
GQ5B(-)	18	GN	TXL	3544884C1	3759005C1	1606	G	N/A		
GT5B(-)	18	GN	TXL	3544884C1	3759005C1	1606	G	N/A		
GU5B(-)	18	GN	TXL	3544884C1	3759005C1	1606	G	N/A		
GV5B(-)	18	GN	TXL	3544884C1	3759005C1	1606	G	N/A		
GW5B(-)	18	GN	TXL	3544884C1	3759005C1	1606	G	N/A		
9D5B(+)	18	YL	TXL	3544884C1	3759005C1	1606	H	N/A		
9K5B(+)	18	YL	TXL	3544884C1	3759005C1	1606	H	N/A		
9M5B(+)	18	YL	TXL	3544884C1	3759005C1	1606	H	N/A		
9N5B(+)	18	YL	TXL	3544884C1	3759005C1	1606	H	N/A		
9Q5B(+)	18	YL	TXL	3544884C1	3759005C1	1606	H	N/A		
9R5B(+)	18	YL	TXL	3544884C1	3759005C1	1606	H	N/A		
9U5B(+)	18	YL	TXL	3544884C1	3759005C1	1606	H	N/A		
GB5B(+)	18	YL	TXL	3544884C1	3759005C1	1606	H	N/A		
GE5B(+)	18	YL	TXL	3544884C1	3759005C1	1606	H	N/A		
GG5B(+)	18	YL	TXL	3544884C1	3759005C1	1606	H	N/A		
GH5B(+)	18	YL	TXL	3544884C1	3759005C1	1606	H	N/A		
GJ5B(+)	18	YL	TXL	3544884C1	3759005C1	1606	H	N/A		
GK5B(+)	18	YL	TXL	3544884C1	3759005C1	1606	H	N/A		
GL5B(+)	18	YL	TXL	3544884C1	3759005C1	1606	H	N/A		
GM5B(+)	18	YL	TXL	3544884C1	3759005C1	1606	H	N/A		
GN5B(+)	18	YL	TXL	3544884C1	3759005C1	1606	H	N/A		
GP5B(+)	18	YL	TXL	3544884C1	3759005C1	1606	H	N/A		
GQ5B(+)	18	YL	TXL	3544884C1	3759005C1	1606	H	N/A		
GT5B(+)	18	YL	TXL	3544884C1	3759005C1	1606	H	N/A		
GU5B(+)	18	YL	TXL	3544884C1	3759005C1	1606	H	N/A		
GV5B(+)	18	YL	TXL	3544884C1	3759005C1	1606	H	N/A		
GW5B(+)	18	YL	TXL	3544884C1	3759005C1	1606	H	N/A		
TJ70ER	18	RD	TXL	3544884C1	3759005C1	1606	L	N/A		
LH92#141A	18	TN	TXL	3544884C1	3759005C1	1606	M	N/A		
UB92#141A	18	TN	TXL	3544884C1	3759005C1	1606	M	N/A		
UF92#141A	18	TN	TXL	3544884C1	3759005C1	1606	M	N/A		
9E5BA(-)	18	GN	TXL	3544884C1	3759005C1	1606	N	N/A		
9G5BA(-)	18	GN	TXL	3544884C1	3759005C1	1606	N	N/A		
9H5BA(-)	18	GN	TXL	3544884C1	3759005C1	1606	N	N/A		
9L5BA(-)	18	GN	TXL	3544884C1	3759005C1	1606	N	N/A		
9V5BA(-)	18	GN	TXL	3544884C1	3759005C1	1606	N	N/A		
9Z5BA(-)	18	GN	TXL	3544884C1	3759005C1	1606	N	N/A		
9E5BA(+)	18	YL	TXL	3544884C1	3759005C1	1606	P	N/A		
9G5BA(+)	18	YL	TXL	3544884C1	3759005C1	1606	P	N/A		
9H5BA(+)	18	YL	TXL	3544884C1	3759005C1	1606	P	N/A		
9L5BA(+)	18	YL	TXL	3544884C1	3759005C1	1606	P	N/A		
9V5BA(+)	18	YL	TXL	3544884C1	3759005C1	1606	P	N/A		
9Z5BA(+)	18	YL	TXL	3544884C1	3759005C1	1606	P	N/A		
LQ88A	18	LTGN	TXL	3544884C1	3759005C1	1606	R	N/A		
LB17H	18	PK	TXL	3544884C1	3759005C1	1606	S	N/A		
LC17HA	18	PK	TXL	3544884C1	3759005C1	1606	S	N/A		
LD149AA	18	GY	TXL	3544884C1	3759005C1	1606	S	N/A		
LE149AA	18	GY	TXL	3544884C1	3759005C1	1606	S	N/A		

Circuit Number	Gauge	Color	Insulation	Terminal / Splice Number	Connector Part number	Connector Number	Cavity	Seal/Sleeve	Lock 1	Lock 2
LH149B	18	GY	TXL	3544884C1	3759005C1	1606	S	N/A		
LA17	16	PK	TXL	3544884C1	3759005C1	1606	T	N/A		
LG17	16	PK	TXL	3544884C1	3759005C1	1606	T	N/A		
SA77D	20	LTGN	TXL	3534303C1	3710061C1	1607	A10	N/A		
SA77BA	20	LTGN	TXL	3534303C1	3710061C1	1607	A12	N/A		
KN49	18	GY	TXL	3522073C1	3710061C1	1607	A3	N/A		
KN49A	18	GY	TXL	3522073C1	3710061C1	1607	A4	N/A		
AA60A	18	OR	TXL	3522073C1	3710061C1	1607	A6	N/A		
NA28D	20	TN	TXL	3534303C1	3710061C1	1607	A9	N/A		
AA6AM	20	GY	TXL	3534303C1	3710061C1	1607	B10	N/A		
UA17B	18	PK	TXL	3522073C1	3710061C1	1607	B2	N/A		
LF104CB	18	DKBL	GXL	3522073C1	3710061C1	1607	B5	N/A		
LF104CC	18	DKBL	TXL	3522073C1	3710061C1	1607	B9	N/A		
AA9Z	18	GY	TXL	1661208C1	2007315C1	1620	A	N/A		
NA9CDC	20	GY	TXL	1661208C1	2007315C1	1620	B	N/A		
XS9AC	18	GY	TXL	1661208C1	2007315C1	1620	C	N/A		
ME110B	18	GY	TXL	1661208C1	2007315C1	1620	D	N/A		
QA9Z	18	GY	TXL	1661208C1	2007315C1	1620	E	N/A		
AB9	18	GY	TXL	1661208C1	2007315C1	1620	F	N/A		
AC9	18	GY	TXL	1661208C1	2007315C1	1620	F	N/A		
KA9B	18	GY	TXL	1661208C1	2007315C1	1620	G	N/A		
ND9A	20	WH	TXL	1661208C1	2007315C1	1620	H	N/A		
QJ9BB	18	GY	TXL	1661208C1	2007315C1	1620	J	N/A		
QW9BB	18	GY	TXL	1661208C1	2007315C1	1620	J	N/A		
NL9ZB	18	GY	TXL	1661208C1	2007315C1	1620	K	N/A		
VU9ZF	18	GY	TXL	1661208C1	2007315C1	1620	K	N/A		
YP54	16	BN	TXL	1661209C1	2007315C1	1623	A	N/A		
YS54	16	BN	TXL	1661209C1	2007315C1	1623	A	N/A		
YP54B	18	BN	TXL	1661208C1	2007315C1	1623	C	N/A		
YS54B	18	BN	TXL	1661208C1	2007315C1	1623	C	N/A		
XY58DA	18	BN	TXL	1661208C1	2007315C1	1623	D	N/A		
YS58T	18	BN	TXL	1661208C1	2007315C1	1623	D	N/A		
XY58DB	18	BN	TXL	1661208C1	2007315C1	1623	E	N/A		
YP58T	18	BN	TXL	1661208C1	2007315C1	1623	F	N/A		
ZN68	16	BN	TXL	1661209C1	2007315C1	1623	G	N/A		
ZP68	16	BN	TXL	1661209C1	2007315C1	1623	G	N/A		
ZQ68	16	BN	TXL	1661209C1	2007315C1	1623	G	N/A		
YL57C	16	OR	TXL	3535303C1	3543733C1	1625	A	3535424C1		
YL57	16	OR	TXL	3535303C1	3543733C1	1625	B	3535424C1		
YV57BB	16	TN	TXL	3535303C1	3543733C1	1625	C	3535424C1		
YW57BB	16	LTGN	TXL	3535303C1	3543733C1	1625	C	3535424C1		
YX57BB	16	LTGN	TXL	3535303C1	3543733C1	1625	C	3535424C1		
YZ57BB	16	LTGN	TXL	3535303C1	3543733C1	1625	C	3535424C1		
YL56A	16	OR	TXL	3535303C1	3543733C1	1625	E	3535424C1		
YL56	16	OR	TXL	3535303C1	3543733C1	1625	F	3535424C1		
YV56BB	16	YL	TXL	3535303C1	3543733C1	1625	G	3535424C1		
YW56BB	16	YL	TXL	3535303C1	3543733C1	1625	G	3535424C1		
YX56BB	16	YL	TXL	3535303C1	3543733C1	1625	G	3535424C1		
YZ56BB	16	YL	TXL	3535303C1	3543733C1	1625	G	3535424C1		
9D5D(+)	18	YL	TXL	3754236C1	3757649C1	1650	Conne	ti N/A		
9D5D(-)	18	GN	TXL	3754236C1	3757649C1	1650	Conne	ti N/A		
9K5D(+)	18	YL	TXL	3754236C1	3757649C1	1650	Conne	ti N/A		
9K5D(-)	18	GN	TXL	3754236C1	3757649C1	1650	Conne	ti N/A		
9M5D(+)	18	YL	TXL	3754236C1	3757649C1	1650	Conne	ti N/A		

Circuit Number	Gauge	Color	Insulation	Terminal / Splice Number	Connector Part number	Connector Number	Cavity	Seal/Sleeve	Lock 1	Lock 2
9M5D(-)	18	GN	TXL	3754236C1	3757649C1	1650	Conne	ti N/A		
9N5D(+)	18	YL	TXL	3754236C1	3757649C1	1650	Conne	ti N/A		
9N5D(-)	18	GN	TXL	3754236C1	3757649C1	1650	Conne	ti N/A		
9Q5D(+)	18	YL	TXL	3754236C1	3757649C1	1650	Conne	ti N/A		
9Q5D(-)	18	GN	TXL	3754236C1	3757649C1	1650	Conne	ti N/A		
9S5AD(+)	18	YL	TXL	3754236C1	3757649C1	1650	Conne	ti N/A		
9S5AD(-)	18	GN	TXL	3754236C1	3757649C1	1650	Conne	ti N/A		
9T5AD(+)	18	YL	TXL	3754236C1	3757649C1	1650	Conne	ti N/A		
9T5AD(-)	18	GN	TXL	3754236C1	3757649C1	1650	Conne	ti N/A		
9U5D(+)	18	YL	TXL	3754236C1	3757649C1	1650	Conne	ti N/A		
9U5D(-)	18	GN	TXL	3754236C1	3757649C1	1650	Conne	ti N/A		
AD98-G	18	WH	TXL	3754236C1	3757649C1	1650	Conne	ti N/A		
AD98H	18	RD	TXL	3754236C1	3757649C1	1650	Conne	ti N/A		
GB5D(+)	18	YL	TXL	3754236C1	3757649C1	1650	Conne	ti N/A		
GB5D(-)	18	GN	TXL	3754236C1	3757649C1	1650	Conne	ti N/A		
GE5D(+)	18	YL	TXL	3754236C1	3757649C1	1650	Conne	ti N/A		
GE5D(-)	18	GN	TXL	3754236C1	3757649C1	1650	Conne	ti N/A		
GG5D(+)	18	YL	TXL	3754236C1	3757649C1	1650	Conne	ti N/A		
GG5D(-)	18	GN	TXL	3754236C1	3757649C1	1650	Conne	ti N/A		
GH5D(+)	18	YL	TXL	3754236C1	3757649C1	1650	Conne	ti N/A		
GH5D(-)	18	GN	TXL	3754236C1	3757649C1	1650	Conne	ti N/A		
GJ5D(+)	18	YL	TXL	3754236C1	3757649C1	1650	Conne	ti N/A		
GJ5D(-)	18	GN	TXL	3754236C1	3757649C1	1650	Conne	ti N/A		
GU5D(+)	18	YL	TXL	3754236C1	3757649C1	1650	Conne	ti N/A		
GU5D(-)	18	GN	TXL	3754236C1	3757649C1	1650	Conne	ti N/A		
GV5D(+)	18	YL	TXL	3754236C1	3757649C1	1650	Conne	ti N/A		
GV5D(-)	18	GN	TXL	3754236C1	3757649C1	1650	Conne	ti N/A		
AF3BD(+)	18	DKBL	TXL	1661208C1	2006789C1	1660	A	N/A		
XT3C(+)	18	DKBL	TXL	1661208C1	2006789C1	1660	C	N/A		
XU3C(+)	18	DKBL	TXL	1661208C1	2006789C1	1660	C	N/A		
ML3BE(+)	18	DKBL	TXL	1661208C1	2006789C1	1660	E	N/A		
MM3BD(+)	18	DKBL	TXL	1661208C1	2006789C1	1660	E	N/A		
MQ3BE(+)	18	DKBL	TXL	1661208C1	2006789C1	1660	E	N/A		
QS3D(+)	20	DKBL	TXL	1661208C1	2006789C1	1660	F	N/A		
QU3D(+)	20	DKBL	TXL	1661208C1	2006789C1	1660	F	N/A		
QZ3D(+)	20	DKBL	TXL	1661208C1	2006789C1	1660	F	N/A		
AF3BD(-)	18	GY	TXL	1661208C1	2006789C1	1661	A	N/A		
XT3C(-)	18	GY	TXL	1661208C1	2006789C1	1661	C	N/A		
XU3C(-)	18	DKBL	TXL	1661208C1	2006789C1	1661	C	N/A		
ML3BE(-)	18	GY	TXL	1661208C1	2006789C1	1661	E	N/A		
MM3BD(-)	18	GY	TXL	1661208C1	2006789C1	1661	E	N/A		
MQ3BE(-)	18	GY	TXL	1661208C1	2006789C1	1661	E	N/A		
QS3D(-)	20	GY	TXL	1661208C1	2006789C1	1661	F	N/A		
QU3D(-)	20	GY	TXL	1661208C1	2006789C1	1661	F	N/A		
QZ3D(-)	20	GY	TXL	1661208C1	2006789C1	1661	F	N/A		
MA52	14	YL	GXL	3549416C1	3595624C1	1700	1	N/A		
MCS2	14	YL	GXL	3549416C1	3595624C1	1700	1	N/A		
MW52	14	YL	GXL	3549416C1	3595624C1	1700	1	N/A		
PP52	14	YL	GXL	3549416C1	3595624C1	1700	1	N/A		
YF52A	14	YL	TXL	3574288C1	3595625C1	1700	1	N/A		
YG52AA	14	YL	TXL	3574288C1	3595625C1	1700	1	N/A		
WL2-G	0	BK	SGX	475968C1		1700	1	2643308R1		
MA52	14	YL	GXL	3549416C1	3595624C1	1700	1	N/A		
MB52	14	YL	GXL	3549416C1	3595624C1	1700	1	N/A		

Circuit Number	Gauge	Color	Insulation	Terminal / Splice Number	Connector Part number	Connector Number	Cavity	Seal/Sleeve	Lock 1	Lock 2
MCS2	14	YL	GXL	3549416C1	3595624C1	1700	1	N/A		
MW52	14	YL	GXL	3549416C1	3595624C1	1700	1	N/A		
MA53	14	YL	GXL	3549416C1	3595624C1	1700	2	N/A		
MCS3	14	YL	GXL	3549416C1	3595624C1	1700	2	N/A		
MW53	14	YL	GXL	3549416C1	3595624C1	1700	2	N/A		
PP53	14	YL	GXL	3549416C1	3595624C1	1700	2	N/A	3554820C1	
YF53A	14	YL	TXL	3574288C1	3595625C1	1700	2	N/A		
YG53AA	14	YL	TXL	3574288C1	3595625C1	1700	2	N/A		
MA53	14	YL	GXL	3549416C1	3595624C1	1700	2	N/A		
MB53	14	YL	GXL	3549416C1	3595624C1	1700	2	N/A		
MCS3	14	YL	GXL	3549416C1	3595624C1	1700	2	N/A		
MW53	14	YL	GXL	3549416C1	3595624C1	1700	2	N/A		
MCS2D	14	YL	GXL	3549416C1	3595624C1	1700	3	N/A		
MV52D	14	YL	GXL	3549416C1	3595624C1	1700	3	N/A		
MW52D	14	YL	GXL	3549416C1	3595624C1	1700	3	N/A		
PP52D	14	YL	GXL	3549416C1	3595624C1	1700	3	N/A	3553460C1	
RF52D	14	YL	GXL	3549416C1	3595624C1	1700	3	N/A		
YF52B	14	YL	TXL	3574288C1	3595625C1	1700	3	N/A		
YG52BA	14	YL	TXL	3574288C1	3595625C1	1700	3	N/A		
MA52D	14	YL	GXL	3549416C1	3595624C1	1700	3	N/A		
MB52D	14	YL	GXL	3549416C1	3595624C1	1700	3	N/A		
MCS2D	14	YL	GXL	3549416C1	3595624C1	1700	3	N/A		
MW52D	14	YL	GXL	3549416C1	3595624C1	1700	3	N/A		
MCS3B	14	YL	GXL	3549416C1	3595624C1	1700	4	N/A		
MV53B	14	YL	GXL	3549416C1	3595624C1	1700	4	N/A		
MW53B	14	YL	GXL	3549416C1	3595624C1	1700	4	N/A		
PP53B	14	YL	GXL	3549416C1	3595624C1	1700	4	N/A	3562309C1	
RF53B	14	YL	GXL	3549416C1	3595624C1	1700	4	N/A		
YF53B	14	YL	TXL	3574288C1	3595625C1	1700	4	N/A		
YG53BA	14	YL	TXL	3574288C1	3595625C1	1700	4	N/A		
MA53B	14	YL	GXL	3549416C1	3595624C1	1700	4	N/A		
MB53B	14	YL	GXL	3549416C1	3595624C1	1700	4	N/A		
MCS3B	14	YL	GXL	3549416C1	3595624C1	1700	4	N/A		
MW53B	14	YL	GXL	3549416C1	3595624C1	1700	4	N/A		
MCS4B	14	BN	GXL	3549416C1	3595624C1	1700	5	N/A		
MV54B	14	BN	GXL	3549416C1	3595624C1	1700	5	N/A		
MW54B	14	BN	GXL	3549416C1	3595624C1	1700	5	N/A		
PP54B	14	BN	GXL	3549416C1	3595624C1	1700	5	N/A		
RF54B	14	BN	GXL	3549416C1	3595624C1	1700	5	N/A		
YP54B	18	BN	TXL	3574289C1	3595625C1	1700	5	N/A		
YS54B	18	BN	TXL	3574289C1	3595625C1	1700	5	N/A		
MA54B	14	BN	GXL	3549416C1	3595624C1	1700	5	N/A		
MB54B	14	BN	GXL	3549416C1	3595624C1	1700	5	N/A		
MCS4B	14	BN	GXL	3549416C1	3595624C1	1700	5	N/A		
MW54B	14	BN	GXL	3549416C1	3595624C1	1700	5	N/A		
KK18C	16	GY	TXL	3574288C1	3595625C1	1700	6	N/A		
[NF19A]	16	-	GXL	3549416C1	3595624C1	1700	6	N/A		
MCS3E	14	YL	GXL	3549416C1	3595624C1	1700	8	N/A		
MW64LO	14	YL	GXL	3549416C1	3595624C1	1700	8	N/A		
YG53AC	14	YL	TXL	3574288C1	3595625C1	1700	8	N/A		
MCS3E	14	YL	GXL	3549416C1	3595624C1	1700	8	N/A		
MW64LO	14	YL	GXL	3549416C1	3595624C1	1700	8	N/A		
MCS3F	14	YL	GXL	3549416C1	3595624C1	1700	9	N/A		
MW64HI	14	YL	GXL	3549416C1	3595624C1	1700	9	N/A		

Circuit Number	Gauge	Color	Insulation	Terminal / Splice Number	Connector Part number	Connector Number	Cavity	Seal/Sleeve	Lock 1	Lock 2
YG53BC	14	YL	TXL	3574288C1	3595625C1	1700	9	N/A		
MCS3F	14	YL	GXL	3549416C1	3595624C1	1700	9	N/A		
MWG4HI	14	YL	GXL	3549416C1	3595624C1	1700	9	N/A		
MCS2B	14	YL	GXL	3549416C1	3595624C1	1700	10	N/A		
YG52AC	14	YL	TXL	3574288C1	3595625C1	1700	10	N/A		
MCS2B	14	YL	GXL	3549416C1	3595624C1	1700	10	N/A		
MCS2E	14	YL	GXL	3549416C1	3595624C1	1700	11	N/A		
YG52BC	14	YL	TXL	3574288C1	3595625C1	1700	11	N/A		
MCS2E	14	YL	GXL	3549416C1	3595624C1	1700	11	N/A		
MH103C	12	LTGN	TXL	3549415C1	3595624C1	1700	12	N/A		
HU103C	10	LTGN	GXL	3574287C1	3595625C1	1700	12	N/A		
HW14LP	10	RD	GXL	3574287C1	3595625C1	1700	12	N/A		
MG103C	12	LTGN	TXL	3549415C1	3595624C1	1700	12	N/A		
MH103D	12	LTGN	GXL	3549415C1	3595624C1	1700	13	N/A		
HU103D	12	LTGN	TXL	3574287C1	3595625C1	1700	13	N/A		
MG103D	12	LTGN	GXL	3549415C1	3595624C1	1700	13	N/A		
MA56B	16	OR	TXL	3549417C1	3595624C1	1700	14	N/A		
MCS6B	16	OR	TXL	3549417C1	3595624C1	1700	14	N/A		
MW56B	16	OR	TXL	3549417C1	3595624C1	1700	14	N/A		
PP56B	16	OR	TXL	3549417C1	3595624C1	1700	14	N/A	1618846C1	1618847C1
XV56	16	OR	TXL	3574285C1	3595625C1	1700	14	N/A		
XZ56B	16	OR	TXL	3574285C1	3595625C1	1700	14	N/A		
YM56	16	OR	TXL	3574285C1	3595625C1	1700	14	N/A		
YN56B	16	OR	TXL	3574285C1	3595625C1	1700	14	N/A		
YT56B	16	OR	TXL	3574285C1	3595625C1	1700	14	N/A		
YY56B	16	OR	TXL	3574285C1	3595625C1	1700	14	N/A		
MA56B	16	OR	TXL	3549417C1	3595624C1	1700	14	N/A		
MB56B	16	OR	TXL	3549417C1	3595624C1	1700	14	N/A		
MCS6B	16	OR	TXL	3549417C1	3595624C1	1700	14	N/A		
MW56B	16	OR	TXL	3549417C1	3595624C1	1700	14	N/A		
MC57B	16	OR	TXL	3549417C1	3595624C1	1700	15	N/A		
MV57B	16	OR	TXL	3549417C1	3595624C1	1700	15	N/A		
MW57B	16	OR	TXL	3549417C1	3595624C1	1700	15	N/A		
PP57B	16	OR	TXL	3549417C1	3595624C1	1700	15	N/A	3573833C1	
RF57B	16	OR	TXL	3549417C1	3595624C1	1700	15	N/A		
XV57B	16	OR	TXL	3574285C1	3595625C1	1700	15	N/A		
XZ57B	16	OR	TXL	3574285C1	3595625C1	1700	15	N/A		
YH57B	16	OR	TXL	3574285C1	3595625C1	1700	15	N/A		
YK57B	16	OR	TXL	3574285C1	3595625C1	1700	15	N/A		
YQ57B	16	OR	TXL	3574285C1	3595625C1	1700	15	N/A		
YR57	16	OR	TXL	3574285C1	3595625C1	1700	15	N/A		
YT57B	16	OR	TXL	3574285C1	3595625C1	1700	15	N/A		
YY57B	16	OR	TXL	3574285C1	3595625C1	1700	15	N/A		
MA57B	16	OR	TXL	3549417C1	3595624C1	1700	15	N/A		
MB57B	16	OR	TXL	3549417C1	3595624C1	1700	15	N/A		
MCS7B	16	OR	TXL	3549417C1	3595624C1	1700	15	N/A		
MW57B	16	OR	TXL	3549417C1	3595624C1	1700	15	N/A		
NX87C	18	GY	TXL	3549418C1	3595624C1	1700	17	N/A	3518184C1	
SC87C	18	GY	TXL	3549418C1	3595624C1	1700	17	N/A		
HK87C	18	GY	TXL	2003343C1	3595625C1	1700	17	N/A		
NZ22AA	16	PK	TXL	3574285C1	3595625C1	1700	17	N/A		
NX87C	18	GY	TXL	3549418C1	3595624C1	1700	17	N/A		
SC87C	18	GY	TXL	3549418C1	3595624C1	1700	17	N/A		
NX9BB	18	GY	TXL	3549418C1	3595624C1	1700	18	N/A		

Circuit Number	Gauge	Color	Insulation	Terminal / Splice Number	Connector Part number	Connector Number	Cavity	Seal/Sleeve	Lock 1	Lock 2
SC9BB	18	GY	TXL	3549418C1	3595624C1	1700	18	N/A		
KA9BB	18	GY	TXL	2003343C1	3595625C1	1700	18	N/A		
NX9BB	18	GY	TXL	3549418C1	3595624C1	1700	18	N/A		
SC9BB	18	GY	TXL	3549418C1	3595624C1	1700	18	N/A		
NY87KA	16	GY	GXL	3549417C1	3595624C1	1700	19	N/A		
SB87KA	16	GY	GXL	3549417C1	3595624C1	1700	19	N/A		
HJ87KA	18	GY	TXL	2003343C1	3595625C1	1700	19	N/A		
NY87KA	16	GY	GXL	3549417C1	3595624C1	1700	19	N/A		
SA87KA	16	GY	GXL	3549417C1	3595624C1	1700	19	N/A		
NY87BA	18	GY	GXL	3549418C1	3595624C1	1700	20	N/A	3534158C1	
SB87BA	18	GY	GXL	3549418C1	3595624C1	1700	20	N/A		
HJ87BA	18	GY	TXL	2003343C1	3595625C1	1700	20	N/A		
YC67A	16	PK	TXL	3574285C1	3595625C1	1700	20	N/A		
NY87BA	18	GY	GXL	3549418C1	3595624C1	1700	20	N/A		
SA87BA	18	GY	GXL	3549418C1	3595624C1	1700	20	N/A		
MR85E	16	GY	GXL	3549417C1	3595624C1	1700	21	N/A		
AA85	16	GY	TXL	3574285C1	3595625C1	1700	21	N/A		
MR85E	16	GY	GXL	3549417C1	3595624C1	1700	21	N/A		
MD64A	16	YL	GXL	3549417C1	3595624C1	1700	22	N/A		
TE64A	16	YL	TXL	3549417C1	3595624C1	1700	22	N/A		
YJ64A	16	YL	TXL	3574285C1	3595625C1	1700	22	N/A		
MD64A	16	YL	GXL	3549417C1	3595624C1	1700	22	N/A		
SM64A	16	YL	TXL	3549417C1	3595624C1	1700	22	N/A		
MX64B	16	YL	GXL	3549417C1	3595624C1	1700	23	N/A		
RD64B	16	YL	GXL	3549417C1	3595624C1	1700	23	N/A		
TC64B	16	YL	TXL	3549417C1	3595624C1	1700	23	N/A		
TD64B	16	YL	TXL	3549417C1	3595624C1	1700	23	N/A		
YJ64B	16	YL	TXL	3574285C1	3595625C1	1700	23	N/A		
MD64B	16	YL	TXL	3549417C1	3595624C1	1700	23	N/A		
SM64B	16	YL	TXL	3549417C1	3595624C1	1700	23	N/A		
MU67AA	20	PK	TXL	3549418C1	3595624C1	1700	24	N/A		
XR94BP	16	GY	TXL	3574285C1	3595625C1	1700	24	N/A		
YA67A	16	PK	TXL	3574285C1	3595625C1	1700	24	N/A		
YD67Y	18	PK	TXL	2003343C1	3595625C1	1700	24	N/A		
SP67AA	20	PK	TXL	3549418C1	3595624C1	1700	24	N/A		
PTSUE(+)	18	YL	TXL	3549418C1	3595624C1	1700	25	N/A		
YD5DA(+)	18	YL	TXL	2003343C1	3595625C1	1700	25	N/A		
ST5UE(+)	18	GN	TXL	3549418C1	3595624C1	1700	25	N/A		
PTSUE(-)	18	GN	TXL	3574277C1	3595624C1	1700	26	N/A	3503599C1	
NZ22-GAN	16	WH	TXL	3574288C1	3595625C1	1700	26	N/A		
YD5DA(-)	18	GN	TXL	3574289C1	3595625C1	1700	26	N/A		
ST5UE(-)	18	YL	TXL	3574277C1	3595624C1	1700	26	N/A		
ME94	18	GY	GXL	3549418C1	3595624C1	1700	27	N/A		
ML9A	18	GY	GXL	3549418C1	3595624C1	1700	27	N/A		
NE94AB	14	GY	TXL	3549417C1	3595624C1	1700	27	N/A		
NL9ZB	18	GY	TXL	2003343C1	3595625C1	1700	27	N/A		
XA94	16	GY	TXL	3574285C1	3595625C1	1700	27	N/A		
XE94AB	14	GY	GXL	3574285C1	3595625C1	1700	27	N/A		
ME94	18	GY	GXL	3549418C1	3595624C1	1700	27	N/A		
MH94AB	14	GY	TXL	3549417C1	3595624C1	1700	27	N/A		
ML9A	18	GY	GXL	3549418C1	3595624C1	1700	27	N/A		
ME94A	18	GY	GXL	3549418C1	3595624C1	1700	28	N/A		
ML6A	18	GY	GXL	3549418C1	3595624C1	1700	28	N/A		
NE94AA	14	GY	TXL	3549417C1	3595624C1	1700	28	N/A		

Circuit Number	Gauge	Color	Insulation	Terminal / Splice Number	Connector Part number	Connector Number	Cavity	Seal/Sleeve	Lock 1	Lock 2
NL6A	18	GY	GXL	2003343C1	3595625C1	1700	28	N/A		
XA94A	16	GY	TXL	3574285C1	3595625C1	1700	28	N/A		
XE94AA	14	GY	GXL	3574285C1	3595625C1	1700	28	N/A		
ME94A	18	GY	GXL	3549418C1	3595624C1	1700	28	N/A		
MH94AA	14	GY	TXL	3549417C1	3595624C1	1700	28	N/A		
ML6A	18	GY	GXL	3549418C1	3595624C1	1700	28	N/A		
ME94B	18	GY	GXL	3549418C1	3595624C1	1700	29	N/A		
ML40	18	GY	GXL	3549418C1	3595624C1	1700	29	N/A		
NE94AL	14	GY	TXL	3549417C1	3595624C1	1700	29	N/A	1667771C1	
NL40	18	GY	GXL	2003343C1	3595625C1	1700	29	N/A		
XA94B	16	GY	TXL	3574285C1	3595625C1	1700	29	N/A		
XE94AL	14	GY	GXL	3574285C1	3595625C1	1700	29	N/A		
ME94B	18	GY	GXL	3549418C1	3595624C1	1700	29	N/A		
MH94AL	14	GY	TXL	3549417C1	3595624C1	1700	29	N/A		
ML40	18	GY	GXL	3549418C1	3595624C1	1700	29	N/A		
ME94C	18	GY	GXL	3549418C1	3595624C1	1700	30	N/A		
MF94L(+)	18	GY	TXL	3549418C1	3595624C1	1700	30	N/A		
NE94AC	18	GY	TXL	3549418C1	3595624C1	1700	30	N/A		
XA94C	16	GY	TXL	3574285C1	3595625C1	1700	30	N/A		
XE94AC	18	GY	TXL	2003343C1	3595625C1	1700	30	N/A		
XS94L(+)	18	GY	TXL	2003343C1	3595625C1	1700	30	N/A		
ME94C	18	GY	GXL	3549418C1	3595624C1	1700	30	N/A		
MF94L(+)	18	GY	TXL	3549418C1	3595624C1	1700	30	N/A		
MH94AC	18	GY	TXL	3549418C1	3595624C1	1700	30	N/A		
ME94D	18	GY	GXL	3549418C1	3595624C1	1700	31	N/A		
MF94L(-)	18	GY	TXL	3549418C1	3595624C1	1700	31	N/A		
NE94AD	18	GY	TXL	3549418C1	3595624C1	1700	31	N/A		
XA94D	16	GY	TXL	3574285C1	3595625C1	1700	31	N/A		
XE94AD	18	GY	TXL	2003343C1	3595625C1	1700	31	N/A		
XS94L(-)	18	GY	TXL	2003343C1	3595625C1	1700	31	N/A		
ME94D	18	GY	GXL	3549418C1	3595624C1	1700	31	N/A		
MF94L(-)	18	GY	TXL	3549418C1	3595624C1	1700	31	N/A		
MH94AD	18	GY	TXL	3549418C1	3595624C1	1700	31	N/A		
ME94E	18	GY	GXL	3549418C1	3595624C1	1700	32	N/A		
ND90H	16	GY	GXL	3549417C1	3595624C1	1700	32	N/A		
NE94AE	18	GY	TXL	3549418C1	3595624C1	1700	32	N/A		
XA94E	16	GY	TXL	3574285C1	3595625C1	1700	32	N/A		
XE94AE	18	GY	TXL	2003343C1	3595625C1	1700	32	N/A		
XT90R	18	GY	TXL	2003343C1	3595625C1	1700	32	N/A		
XU90R	18	GY	TXL	2003343C1	3595625C1	1700	32	N/A		
ME94E	18	GY	GXL	3549418C1	3595624C1	1700	32	N/A		
MH94AE	18	GY	TXL	3549418C1	3595624C1	1700	32	N/A		
MV90H	16	GY	GXL	3549417C1	3595624C1	1700	32	N/A		
ME94F	18	GY	GXL	3549418C1	3595624C1	1700	33	N/A		
ND90B	18	GY	TXL	3549418C1	3595624C1	1700	33	N/A		
NE94AF	18	GY	TXL	3549418C1	3595624C1	1700	33	N/A		
XA94F	16	GY	TXL	3574285C1	3595625C1	1700	33	N/A		
XE94AF	18	GY	TXL	2003343C1	3595625C1	1700	33	N/A		
XT90D	18	GY	TXL	2003343C1	3595625C1	1700	33	N/A		
XU90D	18	GY	TXL	2003343C1	3595625C1	1700	33	N/A		
ME94F	18	GY	GXL	3549418C1	3595624C1	1700	33	N/A		
MH94AF	18	GY	TXL	3549418C1	3595624C1	1700	33	N/A		
MV90B	18	GY	TXL	3549418C1	3595624C1	1700	33	N/A		
ME94H	18	GY	GXL	3549418C1	3595624C1	1700	34	N/A		

Circuit Number	Gauge	Color	Insulation	Terminal / Splice Number	Connector Part number	Connector Number	Cavity	Seal/Sleeve	Lock 1	Lock 2
ND94BF	18	GY	TXL	3549418C1	3595624C1	1700	34	N/A		
NE94AK	14	GY	TXL	3549417C1	3595624C1	1700	34	N/A	1661263C1	
XA94H	16	GY	TXL	3574285C1	3595625C1	1700	34	N/A		
XE94AK	14	GY	GXL	3574285C1	3595625C1	1700	34	N/A		
ME94H	18	GY	GXL	3549418C1	3595624C1	1700	34	N/A		
MH94AK	14	GY	TXL	3549417C1	3595624C1	1700	34	N/A		
MV94BF	18	GY	TXL	3549418C1	3595624C1	1700	34	N/A		
ME94J	18	GY	GXL	3549418C1	3595624C1	1700	35	N/A		
MF94R(+)	18	GY	TXL	3549418C1	3595624C1	1700	35	N/A		
NE94AJ	14	GY	TXL	3549417C1	3595624C1	1700	35	N/A		
XA94J	16	GY	TXL	3574285C1	3595625C1	1700	35	N/A		
XE94AJ	14	GY	GXL	3574285C1	3595625C1	1700	35	N/A		
XS94R(+)	18	GY	TXL	2003343C1	3595625C1	1700	35	N/A		
ME94J	18	GY	GXL	3549418C1	3595624C1	1700	35	N/A		
MF94R(+)	18	GY	TXL	3549418C1	3595624C1	1700	35	N/A		
MH94AJ	14	GY	TXL	3549417C1	3595624C1	1700	35	N/A		
ME94K	18	GY	GXL	3549418C1	3595624C1	1700	36	N/A		
MF94R(-)	18	GY	TXL	3549418C1	3595624C1	1700	36	N/A		
NE94AH	14	GY	TXL	3549417C1	3595624C1	1700	36	N/A	1661264C1	
XA94K	16	GY	TXL	3574285C1	3595625C1	1700	36	N/A		
XE94AH	14	GY	GXL	3574285C1	3595625C1	1700	36	N/A		
XS94R(-)	18	GY	TXL	2003343C1	3595625C1	1700	36	N/A		
ME94K	18	GY	GXL	3549418C1	3595624C1	1700	36	N/A		
MF94R(-)	18	GY	TXL	3549418C1	3595624C1	1700	36	N/A		
MH94AH	14	GY	TXL	3549417C1	3595624C1	1700	36	N/A		
GC5BJ(+)	18	YL	TXL	2003343C1	3595625C1	1700	37	N/A		
GD5BJ(+)	18	YL	TXL	2003343C1	3595625C1	1700	37	N/A		
XR94BY	16	GY	TXL	3574285C1	3595625C1	1700	37	N/A		
ND10-GV	16	WH	GXL	3549417C1	3595624C1	1700	38	N/A		
GC5BJ(-)	18	GN	TXL	2003343C1	3595625C1	1700	38	N/A		
GD5BJ(-)	18	GN	TXL	2003343C1	3595625C1	1700	38	N/A		
XR94BZ	16	GY	TXL	3574285C1	3595625C1	1700	38	N/A		
XT10GV	18	WH	TXL	2003343C1	3595625C1	1700	38	N/A		
XU10-GV	18	WH	TXL	2003343C1	3595625C1	1700	38	N/A		
MV10-GV	16	WH	GXL	3549417C1	3595624C1	1700	38	N/A		
XR94BT	16	GY	TXL	3574285C1	3595625C1	1700	39	N/A		
XR94BU	16	GY	TXL	3574285C1	3595625C1	1700	40	N/A		
XR94BS	16	GY	TXL	3574285C1	3595625C1	1700	41	N/A		
XF94SBB	18	GY	TXL	2003343C1	3595625C1	1700	42	N/A		
NR104CC	18	DKBL	GXL	3549418C1	3595624C1	1700	43	N/A		
LF104CC	18	DKBL	TXL	2003343C1	3595625C1	1700	43	N/A		
NR104CC	18	DKBL	GXL	3549418C1	3595624C1	1700	43	N/A		
NR104CB	18	DKBL	GXL	3549418C1	3595624C1	1700	44	N/A	2039342C1	
LF104CB	18	DKBL	GXL	2003343C1	3595625C1	1700	44	N/A		
NR104CB	18	DKBL	GXL	3549418C1	3595624C1	1700	44	N/A		
SH89CE	18	VT	TXL	3549418C1	3595624C1	1700	45	N/A		
XR94BR	16	GY	TXL	3574285C1	3595625C1	1700	45	N/A		
SH89AR	18	PK	TXL	3549418C1	3595624C1	1700	46	N/A		
XR94BQ	16	GY	TXL	3574285C1	3595625C1	1700	46	N/A		
MU67-GA	20	WH	TXL	3549418C1	3595624C1	1700	47	N/A		
SH44Y	16	GY	TXL	3549417C1	3595624C1	1700	47	N/A		
SJ44Y	16	GY	TXL	3549417C1	3595624C1	1700	47	N/A		
SK44J	18	GY	GXL	3549418C1	3595624C1	1700	47	N/A		
UH44J	18	GY	TXL	2003343C1	3595625C1	1700	47	N/A		

Circuit Number	Gauge	Color	Insulation	Terminal / Splice Number	Connector Part number	Connector Number	Cavity	Seal/Sleeve	Lock 1	Lock 2
WD44Y	16	GY	TXL	3574285C1	3595625C1	1700	47	N/A		
YA67-G	16	WH	TXL	3574285C1	3595625C1	1700	47	N/A		
YC67-G	16	WH	TXL	3574285C1	3595625C1	1700	47	N/A		
YD67-G	18	WH	TXL	2003343C1	3595625C1	1700	47	N/A		
NL44Y	16	GY	TXL	3549417C1	3595624C1	1700	47	N/A		
NM44Y	16	GY	TXL	3549417C1	3595624C1	1700	47	N/A		
PC44J	18	GY	GXL	3549418C1	3595624C1	1700	47	N/A		
SP67-GA	20	WH	TXL	3549418C1	3595624C1	1700	47	N/A		
SH92#103	18	TN	TXL	3549418C1	3595624C1	1700	48	N/A		
XR94BW	16	GY	TXL	3574285C1	3595625C1	1700	48	N/A		
NL92#103	18	TN	TXL	3549418C1	3595624C1	1700	48	N/A		
SH92#101	18	TN	TXL	3549418C1	3595624C1	1700	49	N/A		
XR94BV	16	GY	TXL	3574285C1	3595625C1	1700	49	N/A		
NL92#101	18	TN	TXL	3549418C1	3595624C1	1700	49	N/A		
XF94SAB	18	GY	TXL	2003343C1	3595625C1	1700	50	N/A		
XT40B	14	GY	TXL	3574285C1	3595625C1	1700	50	N/A		
SK40A	14	GY	TXL	3549417C1	3595624C1	1700	50	N/A		
XF94SDB	18	GY	TXL	3574289C1	3595625C1	1700	51	N/A		
RCTEM1	16	GY	TXL	3549417C1	3595624C1	1700	52	N/A		
HGTEM1	16	GY	TXL	3574285C1	3595625C1	1700	52	N/A		
RCTEM1	16	GY	TXL	3549417C1	3595624C1	1700	52	N/A		
RCTEM2	16	GY	TXL	3549417C1	3595624C1	1700	53	N/A		
HGTEM2	16	GY	TXL	3574285C1	3595625C1	1700	53	N/A		
RCTEM2	16	GY	TXL	3549417C1	3595624C1	1700	53	N/A		
RCTEM3	16	GY	TXL	3549417C1	3595624C1	1700	54	N/A		
HGTEM3	16	GY	TXL	3574285C1	3595625C1	1700	54	N/A		
RCTEM3	16	GY	TXL	3549417C1	3595624C1	1700	54	N/A		
RCTEM4	16	GY	TXL	3549417C1	3595624C1	1700	55	N/A		
HGTEM4	16	GY	TXL	3574285C1	3595625C1	1700	55	N/A		
RCTEM4	16	GY	TXL	3549417C1	3595624C1	1700	55	N/A		
RCTEM5	16	GY	TXL	3549417C1	3595624C1	1700	56	N/A		
HGTEM5	16	GY	TXL	3574285C1	3595625C1	1700	56	N/A		
RCTEM5	16	GY	TXL	3549417C1	3595624C1	1700	56	N/A		
RCTEM6	16	GY	TXL	3549417C1	3595624C1	1700	57	N/A		
HGTEM6	16	GY	TXL	3574285C1	3595625C1	1700	57	N/A		
RCTEM6	16	GY	TXL	3549417C1	3595624C1	1700	57	N/A		
RCTEM7	16	GY	TXL	3549417C1	3595624C1	1700	58	N/A		
HGTEM7	16	GY	TXL	3574285C1	3595625C1	1700	58	N/A		
RCTEM7	16	GY	TXL	3549417C1	3595624C1	1700	58	N/A		
RCTEM8	16	GY	TXL	3549417C1	3595624C1	1700	59	N/A		
HGTEM8	16	GY	TXL	3574285C1	3595625C1	1700	59	N/A		
RCTEM8	16	GY	TXL	3549417C1	3595624C1	1700	59	N/A		
XF94SCB	18	GY	TXL	2003343C1	3595625C1	1700	60	N/A		
MN5A(-)	18	GN	TXL	3549418C1	3595624C1	1700	61	N/A		
NK5C(-)	18	GN	TXL	3549418C1	3595624C1	1700	61	N/A	2006792C1	
SK44L	18	GY	GXL	3549418C1	3595624C1	1700	61	N/A		
9D5A(-)	18	GN	TXL	2003343C1	3595625C1	1700	61	N/A		
GW5A(-)	18	GN	TXL	2003343C1	3595625C1	1700	61	N/A		
UH44L	18	GY	TXL	2003343C1	3595625C1	1700	61	N/A		
PC44L	18	GY	GXL	3549418C1	3595624C1	1700	61	N/A		
SN5C(-)	18	YL	TXL	3549418C1	3595624C1	1700	61	N/A		
SP5A(-)	18	YL	TXL	3549418C1	3595624C1	1700	61	N/A		
MN5A(+)	18	YL	TXL	3549418C1	3595624C1	1700	62	N/A		
NK5C(+)	18	YL	TXL	3549418C1	3595624C1	1700	62	N/A	1664408C1	

Circuit Number	Gauge	Color	Insulation	Terminal / Splice Number	Connector Part number	Connector Number	Cavity	Seal/Sleeve	Lock 1	Lock 2
9D5A(+)	18	YL	TXL	2003343C1	3595625C1	1700	62	N/A		
GW5A(+)	18	YL	TXL	2003343C1	3595625C1	1700	62	N/A		
SN5C(+)	18	GN	TXL	3549418C1	3595624C1	1700	62	N/A		
SP5A(+)	18	GN	TXL	3549418C1	3595624C1	1700	62	N/A		
MS78BC	16	LTGN	GXL	3549417C1	3595624C1	1700	63	N/A		
MT78BC	16	LTGN	GXL	3549417C1	3595624C1	1700	63	N/A		
RL78AB	16	LTGN	TXL	3574285C	3595625C1	1700	63	N/A		
RM78AC	16	LTGN	TXL	3574285C1	3595625C1	1700	63	N/A		
MS78BC	16	LTGN	GXL	3549417C1	3595624C1	1700	63	N/A		
MT78BC	16	LTGN	GXL	3549417C1	3595624C1	1700	63	N/A		
MT78AC	16	LTGN	GXL	3549416C1	3595624C1	1700	64	N/A		
RM78AD	16	LTGN	TXL	3574288C1	3595625C1	1700	64	N/A		
MT78AC	16	LTGN	GXL	3549416C1	3595624C1	1700	64	N/A		
SE103M	12	LTGN	GXL	3549415C1	3595624C1	1700	65	N/A		
HB103M	12	LTGN	GXL	3574287C1	3595625C1	1700	65	N/A		
SE103M	12	LTGN	GXL	3549415C1	3595624C1	1700	65	N/A		
SE103N	12	LTGN	GXL	3549415C1	3595624C1	1700	66	N/A		
HB103N	12	LTGN	GXL	3574287C1	3595625C1	1700	66	N/A		
SE103N	12	LTGN	GXL	3549415C1	3595624C1	1700	66	N/A		
SE103P	12	LTGN	GXL	3549415C1	3595624C1	1700	67	N/A		
HB103P	12	LTGN	GXL	3574287C1	3595625C1	1700	67	N/A		
SE103P	12	LTGN	GXL	3549415C1	3595624C1	1700	67	N/A		
XF94SJ	16	GY	GXL	3574288C1	3595625C1	1700	69	N/A		
XJ94SK	18	GY	TXL	3574289C1	3595625C1	1700	70	N/A		
XP94SK	16	GY	GXL	3574288C1	3595625C1	1700	70	N/A		
XF94SM	16	GY	GXL	3574288C1	3595625C1	1700	71	N/A		
XF94SN	16	GY	GXL	3574288C1	3595625C1	1700	72	N/A		
XF94SL	16	GY	GXL	3574288C1	3595625C1	1700	73	N/A		
XF94SZC	16	GY	TXL	3574288C1	3595625C1	1700	74	N/A		
XF94SVC	16	GY	TXL	3574288C1	3595625C1	1700	75	N/A		
XF94SH	18	GY	TXL	3574289C1	3595625C1	1700	76	N/A		
ZA71A	16	OR	TXL	3574288C1	3595623C1	1701	1	N/A		
ZC71BK	16	OR	TXL	3574288C1	3595623C1	1701	1	N/A		
ZE71AD	16	OR	TXL	3574288C1	3595623C1	1701	1	N/A		
ZG71BA	16	OR	TXL	3574288C1	3595623C1	1701	1	N/A		
ZK71BA	16	OR	TXL	3574288C1	3595623C1	1701	1	N/A		
WL2-FLA	10	RS	FUS	338892C2		1701	1	2644054R1		
WL2-FLB	10	RS	FUS	338892C2		1701	1	2644054R1		
YL56	16	OR	TXL	3574288C1	3595623C1	1701	2	N/A		
YM56A	14	OR	TXL	3574288C1	3595623C1	1701	2	N/A		
YN56A	14	OR	TXL	3574288C1	3595623C1	1701	2	N/A		
YL57	16	OR	TXL	3574288C1	3595623C1	1701	3	N/A		
YM57A	14	OR	TXL	3574288C1	3595623C1	1701	3	N/A		
YN57A	14	OR	TXL	3574288C1	3595623C1	1701	3	N/A		
ZN68	16	BN	TXL	3574288C1	3595623C1	1701	4	N/A		
ZP68A	16	BN	TXL	3574288C1	3595623C1	1701	4	N/A		
ZQ68A	16	BN	TXL	3574288C1	3595623C1	1701	4	N/A		
VG56T	10	YL	TXL	3574287C1	3595623C1	1701	5	N/A		
XV56T	16	OR	TXL	3574288C1	3595623C1	1701	5	N/A		
XZ56T	16	OR	TXL	3574288C1	3595623C1	1701	5	N/A		
YB67TA	18	PK	TXL	3574289C1	3595623C1	1701	5	N/A		
YT56T	16	OR	TXL	3574288C1	3595623C1	1701	5	N/A		
YY56T	16	OR	TXL	3574288C1	3595623C1	1701	5	N/A		
VG57T	10	LTGN	TXL	3574287C1	3595623C1	1701	6	N/A		

Circuit Number	Gauge	Color	Insulation	Terminal / Splice Number	Connector Part number	Connector Number	Cavity	Seal/Sleeve	Lock 1	Lock 2
XV57T	16	OR	TXL	3574288C1	3595623C1	1701	6	N/A		
XZ57T	16	OR	TXL	3574288C1	3595623C1	1701	6	N/A		
YB67U	18	GY	GXL	3574289C1	3595623C1	1701	6	N/A		
YT57T	16	OR	TXL	3574288C1	3595623C1	1701	6	N/A		
YY57T	16	OR	TXL	3574288C1	3595623C1	1701	6	N/A		
VG58T	12	BN	TXL	3574287C1	3595623C1	1701	7	N/A		
VL58TA	12	BN	TXL	3574287C1	3595623C1	1701	7	N/A		
VM58TA	12	BN	TXL	3574287C1	3595623C1	1701	7	N/A		
VP58T	12	BN	TXL	3574287C1	3595623C1	1701	7	N/A		
VR58TA	12	BN	TXL	3574287C1	3595623C1	1701	7	N/A		
VT58T	12	BN	TXL	3574287C1	3595623C1	1701	7	N/A		
VG68T	12	BN	TXL	3574287C1	3595623C1	1701	8	N/A		
VL68TA	12	BN	TXL	3574287C1	3595623C1	1701	8	N/A		
VM68TA	12	BN	TXL	3574287C1	3595623C1	1701	8	N/A		
VP68T	12	BN	TXL	3574287C1	3595623C1	1701	8	N/A		
VR68TA	12	BN	TXL	3574287C1	3595623C1	1701	8	N/A		
VT68T	12	BN	TXL	3574287C1	3595623C1	1701	8	N/A		
TJ70T	10	RD	TXL	3574287C1	3595623C1	1701	9	N/A		
TK70T	12	OR	TXL	3574287C	3595623C1	1701	9	N/A		
YB67V	18	GY	GXL	3574289C1	3595623C1	1701	9	N/A		
TE94T	12	GY	TXL	3574287C1	3595623C1	1701	10	N/A		
TJ94T	10	DKBL	TXL	3574287C1	3595623C1	1701	10	N/A		
YB67W	18	GY	GXL	3574289C1	3595623C1	1701	10	N/A		
TF72V	12	GY	TXL	3574287C1	3595623C1	1701	11	N/A		
TH72A	12	OR	TXL	3574287C	3595623C1	1701	11	N/A		
YV56BB	16	YL	TXL	3574288C1	3595623C1	1701	12	N/A		
YX56BB	16	YL	TXL	3574288C1	3595623C1	1701	12	N/A		
KA9	18	GY	TXL	3574289C1	3595623C1	1701	13	N/A		
XB94BM	16	GY	TXL	3574285C1	3595623C1	1701	14	N/A		
XE94WL	18	GY	TXL	2003343C1	3595623C1	1701	14	N/A		
X594L(+)	18	GY	TXL	2003343C1	3595623C1	1701	14	N/A		
XB94BN	16	GY	TXL	3574285C1	3595623C1	1701	15	N/A		
XE94WM	18	GY	TXL	2003343C1	3595623C1	1701	15	N/A		
X594L(-)	18	GY	TXL	2003343C1	3595623C1	1701	15	N/A		
XA94BE	16	GY	TXL	3574285C1	3595623C1	1701	16	N/A		
XE94WW	14	GY	GXL	3574285C1	3595623C1	1701	16	N/A		
X594R(+)	18	GY	TXL	2003343C1	3595623C1	1701	16	N/A		
XA94BD	16	GY	TXL	3574285C1	3595623C1	1701	17	N/A		
XE94WU	14	GY	TXL	3574285C1	3595623C1	1701	17	N/A		
X594R(-)	18	GY	TXL	2003343C1	3595623C1	1701	17	N/A		
XA94BH	16	GY	TXL	3574285C1	3595623C1	1701	18	N/A		
XE94WN	14	GY	GXL	3574285C1	3595623C1	1701	18	N/A		
XT3C(-)	18	GY	TXL	2003343C1	3595623C1	1701	18	N/A		
XU3C(-)	18	DKBL	TXL	2003343C1	3595623C1	1701	18	N/A		
XA94BF	16	GY	TXL	3574285C1	3595623C1	1701	19	N/A		
XE94WR	14	GY	GXL	3574285C1	3595623C1	1701	19	N/A		
XT3C(+)	18	DKBL	TXL	2003343C1	3595623C1	1701	19	N/A		
XU3C(+)	18	DKBL	TXL	2003343C1	3595623C1	1701	19	N/A		
XA94BL	16	GY	TXL	3574285C1	3595623C1	1701	20	N/A		
XA94BJ	16	GY	TXL	3574285C1	3595623C1	1701	21	N/A		
XC44A	18	GY	TXL	2003343C1	3595623C1	1701	21	N/A		
XX44A	18	GY	TXL	2003343C1	3595623C1	1701	21	N/A		
XA94BK	16	GY	TXL	3574285C1	3595623C1	1701	22	N/A		
XE94WS	18	GY	TXL	2003343C1	3595623C1	1701	22	N/A		

Circuit Number	Gauge	Color	Insulation	Terminal / Splice Number	Connector Part number	Connector Number	Cavity	Seal/Sleeve	Lock 1	Lock 2
XT90D	18	GY	TXL	2003343C1	3595623C1	1701	22	N/A		
XU90D	18	GY	TXL	2003343C1	3595623C1	1701	22	N/A		
XA94BA	16	GY	TXL	3574285C1	3595623C1	1701	23	N/A		
XE94WT	18	GY	TXL	2003343C1	3595623C1	1701	23	N/A		
XT90R	18	GY	TXL	2003343C1	3595623C1	1701	23	N/A		
XU90R	18	GY	TXL	2003343C1	3595623C1	1701	23	N/A		
XA94BB	16	GY	TXL	3574285C1	3595623C1	1701	24	N/A		
XE94G7	14	WH	GXL	3574285C1	3595623C1	1701	24	N/A		
XT90F	18	GY	TXL	2003343C1	3595623C1	1701	24	N/A		
XU90E	18	GY	TXL	2003343C1	3595623C1	1701	24	N/A		
XA94BC	16	GY	TXL	3574285C1	3595623C1	1701	25	N/A		
XE94G6	14	WH	GXL	3574285C1	3595623C1	1701	25	N/A		
XT10GV	18	WH	TXL	2003343C1	3595623C1	1701	25	N/A		
XU10-GV	18	WH	TXL	2003343C1	3595623C1	1701	25	N/A		
XS94L	12	GY	TXL	3574287C1	3595623C1	1701	26	N/A		
AA36B	18	TN	TXL	2003343C1	3595623C1	1701	27	N/A		
HD85AB	18	GY	TXL	2003343C1	3595623C1	1701	28	N/A		
AA36A	18	TN	TXL	2003343C1	3595623C1	1701	29	N/A		
KH39	16	GY	TXL	3574285C1	3595623C1	1701	31	N/A		
LS59A	18	GY	TXL	2003343C1	3595623C1	1701	32	N/A		
LT59C	18	GY	TXL	2003343C1	3595623C1	1701	33	N/A		
LT59D	18	GY	TXL	2003343C1	3595623C1	1701	34	N/A		
LU59E	18	GY	TXL	2003343C1	3595623C1	1701	35	N/A		
LY59G	18	GY	TXL	2003343C1	3595623C1	1701	36	N/A		
LY59H	18	GY	TXL	2003343C1	3595623C1	1701	37	N/A		
LY59J	18	GY	TXL	2003343C1	3595623C1	1701	38	N/A		
LY59K	18	GY	TXL	2003343C1	3595623C1	1701	39	N/A		
KH39A	16	GY	TXL	3574285C1	3595623C1	1701	40	N/A		
HE87EA	18	GY	TXL	2003343C1	3595623C1	1701	41	N/A		
YV56BC	16	YL	TXL	3574285C1	3595623C1	1701	42	N/A		
YX56BC	16	YL	TXL	3574285C1	3595623C1	1701	42	N/A		
LF104D	18	DKBL	TXL	2003343C1	3595623C1	1701	43	N/A		
NN32B	18	TN	TXL	2003343C1	3595623C1	1701	43	N/A		
LJ104DB	16	DKBL	TXL	3574285C	3595623C1	1701	44	N/A		
LX59Q	18	GY	TXL	2003343C1	3595623C1	1701	44	N/A		
NM32A	18	TN	GXL	2003343C1	3595623C1	1701	44	N/A		
KN49	18	GY	TXL	2003343C1	3595623C1	1701	45	N/A		
LW59M	18	GY	TXL	2003343C1	3595623C1	1701	46	N/A		
LX59M	18	GY	TXL	2003343C1	3595623C1	1701	46	N/A		
XG94SL	18	GY	TXL	2003343C1	3595623C1	1701	46	N/A		
LW59N	18	GY	TXL	2003343C1	3595623C1	1701	47	N/A		
LX59N	18	GY	TXL	2003343C1	3595623C1	1701	47	N/A		
XG94SM	16	GY	GXL	3574285C1	3595623C1	1701	47	N/A		
LW59P	18	GY	TXL	2003343C1	3595623C1	1701	48	N/A		
LX59P	18	GY	TXL	2003343C1	3595623C1	1701	48	N/A		
XG94SN	18	GY	TXL	2003343C1	3595623C1	1701	48	N/A		
LW59Q	18	GY	TXL	2003343C1	3595623C1	1701	49	N/A		
XL94SJ	16	GY	GXL	3574285C1	3595623C1	1701	49	N/A		
KN49A	18	GY	TXL	2003343C1	3595623C1	1701	50	N/A		
HN20	16	LTGN	TXL	3574288C1	3595623C1	1701	51	N/A		
9J5BA(+)	18	YL	TXL	2003343C1	3595623C1	1701	52	N/A		
9X5BA(+)	18	YL	TXL	2003343C1	3595623C1	1701	52	N/A		
GD5BA(+)	18	YL	TXL	2003343C1	3595623C1	1701	52	N/A		
9J5BA(-)	18	GN	TXL	2003343C1	3595623C1	1701	53	N/A		

Circuit Number	Gauge	Color	Insulation	Terminal / Splice Number	Connector Part number	Connector Number	Cavity	Seal/Sleeve	Lock 1	Lock 2
9X5BA(-)	18	GN	TXL	2003343C1	3595623C1	1701	53	N/A		
GD5BA(-)	18	GN	TXL	2003343C1	3595623C1	1701	53	N/A		
LZ59S	18	GY	TXL	2003343C1	3595623C1	1701	54	N/A		
XL94SA	20	GY	TXL	2003343C1	3595623C1	1701	54	N/A		
LZ59T	18	GY	TXL	2003343C1	3595623C1	1701	55	N/A		
ME61B	18	GY	TXL	2003343C1	3595623C1	1701	55	N/A		
XL94SC	20	GY	TXL	2003343C1	3595623C1	1701	55	N/A		
LZ59V	18	GY	TXL	2003343C1	3595623C1	1701	56	N/A		
ME106B	18	GY	TXL	2003343C1	3595623C1	1701	56	N/A		
XL94SB	20	GY	TXL	2003343C1	3595623C1	1701	56	N/A		
LZ59W	18	GY	TXL	2003343C1	3595623C1	1701	57	N/A		
ME110B	18	GY	TXL	2003343C1	3595623C1	1701	57	N/A		
XL94SD	20	GY	TXL	2003343C1	3595623C1	1701	57	N/A		
HE87D	18	GY	TXL	2003343C1	3595623C1	1701	58	N/A		
WC44D	18	GY	TXL	2003343C1	3595623C1	1701	58	N/A		
HE87MB	18	GY	TXL	2003343C1	3595623C1	1701	59	N/A		
KS59MB	18	GY	TXL	2003343C1	3595623C1	1701	60	N/A		
KT59MB	18	GY	TXL	2003343C1	3595623C1	1701	60	N/A		
KU59MB	18	GY	TXL	2003343C1	3595623C1	1701	60	N/A		
XC90-K	18	GY	TXL	2003343C1	3595623C1	1701	60	N/A		
XD90-GD	14	GY	TXL	3574285C1	3595623C1	1701	60	N/A		
XK94SZC	18	GY	TXL	2003343C1	3595623C1	1701	60	N/A		
XX90-K	18	GY	TXL	2003343C1	3595623C1	1701	60	N/A		
GE5A(-)	18	GN	TXL	2003343C1	3595623C1	1701	61	N/A		
GG5A(-)	18	GN	TXL	2003343C1	3595623C1	1701	61	N/A		
GQ5A(-)	18	GN	TXL	2003343C1	3595623C1	1701	61	N/A		
GT5A(-)	18	GN	TXL	2003343C1	3595623C1	1701	61	N/A		
GV5A(-)	18	GN	TXL	2003343C1	3595623C1	1701	61	N/A		
KS59NB	18	GY	TXL	2003343C1	3595623C1	1701	61	N/A		
KU59NB	18	GY	TXL	2003343C1	3595623C1	1701	61	N/A		
XK94SVC	18	GY	TXL	2003343C1	3595623C1	1701	61	N/A		
XN94AA	14	GY	GXL	3574285C1	3595623C1	1701	61	N/A		
XP94AA	14	GY	GXL	3574285C1	3595623C1	1701	61	N/A		
XQ94AA	14	GY	GXL	3574285C1	3595623C1	1701	61	N/A		
GE5A(+)	18	YL	TXL	2003343C1	3595623C1	1701	62	N/A		
GG5A(+)	18	YL	TXL	2003343C1	3595623C1	1701	62	N/A		
GQ5A(+)	18	YL	TXL	2003343C1	3595623C1	1701	62	N/A		
GT5A(+)	18	YL	TXL	2003343C1	3595623C1	1701	62	N/A		
GV5A(+)	18	YL	TXL	2003343C1	3595623C1	1701	62	N/A		
KU59NC	18	GY	TXL	2003343C1	3595623C1	1701	62	N/A		
XK94SH	18	GY	TXL	2003343C1	3595623C1	1701	62	N/A		
YV57BB	16	TN	TXL	3574285C1	3595623C1	1701	63	N/A		
YX57BB	16	LTGN	TXL	3574285C1	3595623C1	1701	63	N/A		
YV57BC	16	LTGN	TXL	3574288C1	3595623C1	1701	64	N/A		
YX57BC	16	LTGN	TXL	3574288C1	3595623C1	1701	64	N/A		
XN94AB	14	GY	GXL	3574288C1	3595623C1	1701	65	N/A		
XP94AB	16	GY	GXL	3574288C1	3595623C1	1701	65	N/A		
XQ94AB	14	GY	GXL	3574288C1	3595623C1	1701	65	N/A		
KP112	16	GY	TXL	3574288C1	3595623C1	1701	66	N/A		
KK18B	16	GY	TXL	3574288C1	3595623C1	1701	67	N/A		
KM18D	16	GY	TXL	3574288C1	3595623C1	1701	67	N/A		
ZT65	16	OR	TXL	3574288C1	3595623C1	1701	68	N/A		
WC44	16	GY	TXL	3574288C1	3595623C1	1701	69	N/A		
XM94SK	18	GY	TXL	3574289C1	3595623C1	1701	69	N/A		

Circuit Number	Gauge	Color	Insulation	Terminal / Splice Number	Connector Part number	Connector Number	Cavity	Seal/Sleeve	Lock 1	Lock 2
XQ94SK	16	GY	GXL	3574288C1	3595623C1	1701	69	N/A		
KQ71N	16	OR	TXL	3574288C1	3595623C1	1701	70	N/A		
VL68TB	12	BN	TXL	3574287C1	3595623C1	1701	71	N/A		
VP68BB	12	BN	TXL	3574287C1	3595623C1	1701	71	N/A		
VR68TB	16	BN	TXL	3574288C1	3595623C1	1701	71	N/A		
ZP68TB	16	BN	TXL	3574288C1	3595623C1	1701	71	N/A		
VL70TA	12	OR	TXL	3574287C	3595623C1	1701	72	N/A		
VQ70TB	12	OR	TXL	3574287C1	3595623C1	1701	72	N/A		
VS70TA	12	OR	TXL	3574287C	3595623C1	1701	72	N/A		
YX70B	12	YL	TXL	3574287C1	3595623C1	1701	72	N/A		
ZG71BB	16	OR	TXL	3574288C1	3595623C1	1701	73	N/A		
VL58TB	12	BN	TXL	3574287C1	3595623C1	1701	74	N/A		
VP58BB	12	BN	TXL	3574287C1	3595623C1	1701	74	N/A		
VR58TB	12	BN	TXL	3574287C1	3595623C1	1701	74	N/A		
VL12BB	16	LTBL	TXL	3574288C	3595623C1	1701	75	N/A		
VP12BB	16	LTBL	TXL	3574288C1	3595623C1	1701	75	N/A		
VR12BB	16	LTBL	TXL	3574288C	3595623C1	1701	75	N/A		
PF92D	18	TN	TXL	3574277C1	3595620C1	1702	1	N/A		
PC92A20A	16	TN	GXL	3574288C1	3595621C1	1702	1	N/A		
UK92A	18	TN	TXL	3574289C1	3595621C1	1702	1	N/A		
KA146	16	GY	TXL	3549417C1	3595620C1	1702	2	N/A		
TC9E	18	GY	TXL	2003343C1	3595621C1	1702	2	N/A		
TD9E	18	GY	TXL	2003343C1	3595621C1	1702	2	N/A		
KA146-G	16	GY	TXL	3549417C1	3595620C1	1702	2	N/A		
KK77A	18	LTGN	TXL	3549418C1	3595620C1	1702	3	N/A		
SA6DBJ	20	GY	TXL	2003343C1	3595621C1	1702	3	N/A		
KK77A	18	LTGN	TXL	3549418C1	3595620C1	1702	3	N/A		
KK77B	18	LTGN	TXL	3549418C1	3595620C1	1702	4	N/A		
SA77BJ	20	LTGN	TXL	2003343C1	3595621C1	1702	4	N/A		
KK77B	18	LTGN	TXL	3549418C1	3595620C1	1702	4	N/A		
RB14A	14	RD	TXL	3549417C1	3595620C1	1702	5	N/A		
MJ71A	18	OR	150	3549418C1	3595620C1	1702	6	N/A		
PG92B145	18	OR	TXL	3549418C1	3595620C1	1702	6	N/A		
PU92B145	18	OR	TXL	3549418C1	3595620C1	1702	6	N/A		
PY92#145	18	OR	TXL	3549418C1	3595620C1	1702	6	N/A		
SY92#145	18	OR	TXL	3549418C1	3595620C1	1702	6	N/A		
ZA71BA	16	OR	TXL	3574285C1	3595621C1	1702	6	N/A		
ZH71	16	OR	TXL	3574285C1	3595621C1	1702	6	N/A		
KH71	16	OR	TXL	3549417C1	3595620C1	1702	6	N/A		
MJ71A	18	OR	150	3549418C1	3595620C1	1702	6	N/A		
PY92#145	18	OR	TXL	3549418C1	3595620C1	1702	6	N/A		
SY92#145	18	OR	TXL	3549418C1	3595620C1	1702	6	N/A		
MJ71B	18	TN	150	3549418C1	3595620C1	1702	7	N/A		
PD92K	18	TN	TXL	3549418C1	3595620C1	1702	7	N/A		
PH92#165	18	TN	TXL	3549418C1	3595620C1	1702	7	N/A		
PM92#165	18	TN	TXL	3549418C1	3595620C1	1702	7	N/A		
PV92#165	18	TN	TXL	3549418C1	3595620C1	1702	7	N/A		
SM92#165	18	TN	TXL	3549418C1	3595620C1	1702	7	N/A		
ZA71BJ	16	OR	TXL	3574285C1	3595621C1	1702	7	N/A		
ZC92#165	18	TN	TXL	2003343C1	3595621C1	1702	7	N/A		
ZH71AB	16	OR	TXL	3574285C1	3595621C1	1702	7	N/A		
ZJ92#165	18	TN	TXL	2003343C1	3595621C1	1702	7	N/A		
ZL71AA	18	TN	TXL	2003343C1	3595621C1	1702	7	N/A		
KH71A	16	OR	TXL	3549417C1	3595620C1	1702	7	N/A		

Circuit Number	Gauge	Color	Insulation	Terminal / Splice Number	Connector Part number	Connector Number	Cavity	Seal/Sleeve	Lock 1	Lock 2
MJ71B	18	TN	150	3549418C1	3595620C1	1702	7	N/A		
PM92#165	18	TN	TXL	3549418C1	3595620C1	1702	7	N/A		
SM92#165	18	TN	TXL	3549418C1	3595620C1	1702	7	N/A		
ND13D	14	PK	GXL	3549417C1	3595620C1	1702	8	N/A		
PD92D	18	TN	TXL	3549418C1	3595620C1	1702	8	N/A		
PH92#163	18	YL	TXL	3549418C1	3595620C1	1702	8	N/A		
PM92#163	18	YL	TXL	3549418C1	3595620C1	1702	8	N/A		
PV92#163	18	YL	TXL	3549418C1	3595620C1	1702	8	N/A		
SM92#163	18	YL	TXL	3549418C1	3595620C1	1702	8	N/A		
UB92#163	16	PK	TXL	3574285C1	3595621C1	1702	8	N/A		
UD13AJ	16	PK	GXL	3574285C1	3595621C1	1702	8	N/A		
UF92#163	16	TN	TXL	3574285C1	3595621C1	1702	8	N/A		
UL92#163B	16	PK	TXL	3574285C1	3595621C1	1702	8	N/A		
KH13A	14	PK	GXL	3549417C1	3595620C1	1702	8	N/A		
PM92#163	18	YL	TXL	3549418C1	3595620C1	1702	8	N/A		
SM92#163	18	YL	TXL	3549418C1	3595620C1	1702	8	N/A		
PZ92B	18	TN	TXL	3574277C1	3595620C1	1702	9	N/A		
RB92	18	TN	TXL	3574277C1	3595620C1	1702	9	N/A		
SK14HD	14	RD	TXL	3574288C1	3595621C1	1702	9	N/A		
SL14HF	14	RD	TXL	3574288C1	3595621C1	1702	9	N/A		
ZL71C	18	WH	TXL	3574289C1	3595621C1	1702	9	N/A		
KK77	18	LTGN	TXL	3549418C1	3595620C1	1702	10	N/A		
SA77J	16	LTGN	GXL	3574285C1	3595621C1	1702	10	N/A		
KK77	18	LTGN	TXL	3549418C1	3595620C1	1702	10	N/A		
KW5A(+)	18	YL	TXL	3549418C1	3595620C1	1702	11	N/A		
NCSJ(+)	18	YL	TXL	3549418C1	3595620C1	1702	11	N/A		
PB5A(+)	18	YL	TXL	3549418C1	3595620C1	1702	11	N/A		
PCS5A(+)	18	YL	TXL	3549418C1	3595620C1	1702	11	N/A		
PS5B(+)	18	YL	TXL	3549418C1	3595620C1	1702	11	N/A		
RT5A(+)	18	YL	TXL	3549418C1	3595620C1	1702	11	N/A		
SB5A(+)	18	YL	TXL	3549418C1	3595620C1	1702	11	N/A		
9B5R(+)	18	YL	TXL	2003343C1	3595621C1	1702	11	N/A		
9C5R(+)	18	YL	TXL	2003343C1	3595621C1	1702	11	N/A		
9K5R(+)	18	YL	TXL	2003343C1	3595621C1	1702	11	N/A		
9M5R(+)	18	YL	TXL	2003343C1	3595621C1	1702	11	N/A		
9N5R(+)	18	YL	TXL	2003343C1	3595621C1	1702	11	N/A		
9Q5R(+)	18	YL	TXL	2003343C1	3595621C1	1702	11	N/A		
9R5R(+)	18	YL	TXL	2003343C1	3595621C1	1702	11	N/A		
9U5PJ(+)	18	YL	TXL	2003343C1	3595621C1	1702	11	N/A		
GB5R(+)	18	YL	TXL	2003343C1	3595621C1	1702	11	N/A		
GE5R(+)	18	YL	TXL	2003343C1	3595621C1	1702	11	N/A		
GF5R(+)	18	YL	TXL	2003343C1	3595621C1	1702	11	N/A		
GG5R(+)	18	YL	TXL	2003343C1	3595621C1	1702	11	N/A		
GH5R(+)	18	YL	TXL	2003343C1	3595621C1	1702	11	N/A		
GJ5R(+)	18	YL	TXL	2003343C1	3595621C1	1702	11	N/A		
GK5R(+)	18	YL	TXL	2003343C1	3595621C1	1702	11	N/A		
GL5R(+)	18	YL	TXL	2003343C1	3595621C1	1702	11	N/A		
GM5R(+)	18	YL	TXL	2003343C1	3595621C1	1702	11	N/A		
GN5R(+)	18	YL	TXL	2003343C1	3595621C1	1702	11	N/A		
GP5R(+)	18	YL	TXL	2003343C1	3595621C1	1702	11	N/A		
GQ5R(+)	18	YL	TXL	2003343C1	3595621C1	1702	11	N/A		
GT5R(+)	18	YL	TXL	2003343C1	3595621C1	1702	11	N/A		
GU5R(+)	18	YL	TXL	2003343C1	3595621C1	1702	11	N/A		
GV5R(+)	18	YL	TXL	2003343C1	3595621C1	1702	11	N/A		

Circuit Number	Gauge	Color	Insulation	Terminal / Splice Number	Connector Part number	Connector Number	Cavity	Seal/Sleeve	Lock 1	Lock 2
KW5A(+)	18	YL	TXL	3549418C1	3595620C1	1702	11	N/A		
KX5R(+)	18	YL	TXL	3549418C1	3595620C1	1702	11	N/A		
PC5E(+)	18	YL	TXL	3549418C1	3595620C1	1702	11	N/A		
SB5A(+)	18	YL	TXL	3549418C1	3595620C1	1702	11	N/A		
PH92#161	18	TN	TXL	3549418C1	3595620C1	1702	12	N/A		
PV92#161	18	TN	TXL	3549418C1	3595620C1	1702	12	N/A		
RA28B	18	TN	TXL	2003343C1	3595621C1	1702	12	N/A		
UG92#161	18	TN	TXL	2003343C1	3595621C1	1702	12	N/A		
FM28	18	TN	GXL	3549418C1	3595620C1	1702	12	N/A		
NJ31	18	TN	TXL	2003343C1	3595621C1	1702	13	N/A		
CA31B	18	TN	150	3549418C1	3595620C1	1702	13	N/A		
KG31	18	TN	TXL	3549418C1	3595620C1	1702	13	N/A		
KJ31	18	TN	TXL	3549418C1	3595620C1	1702	13	N/A		
MA88	14	LTGN	GXL	3549417C1	3595620C1	1702	14	N/A		
LP88J	18	LTGN	TXL	2003343C1	3595621C1	1702	14	N/A		
MA88	14	LTGN	GXL	3549417C1	3595620C1	1702	14	N/A		
MB41E	18	TN	TXL	2003343C1	3595621C1	1702	15	N/A		
KA17A	16	PK	TXL	3549417C1	3595620C1	1702	16	N/A		
LA17B	16	PK	TXL	3574285C1	3595621C1	1702	16	N/A		
LG17BA	16	PK	TXL	3574285C1	3595621C1	1702	16	N/A		
GA17	16	PK	GXL	3549417C1	3595620C1	1702	16	N/A		
GB17A	16	PK	TXL	3549417C1	3595620C1	1702	16	N/A		
KW5A(-)	18	GN	TXL	3549418C1	3595620C1	1702	17	N/A		
NC5J(-)	18	GN	TXL	3549418C1	3595620C1	1702	17	N/A		
PB5A(-)	18	GN	TXL	3549418C1	3595620C1	1702	17	N/A		
PC5A(-)	18	GN	TXL	3549418C1	3595620C1	1702	17	N/A		
PS5B(-)	18	GN	TXL	3549418C1	3595620C1	1702	17	N/A		
RT5A(-)	18	GN	TXL	3549418C1	3595620C1	1702	17	N/A		
SB5A(-)	18	GN	TXL	3549418C1	3595620C1	1702	17	N/A		
9B5R(-)	18	GN	TXL	2003343C1	3595621C1	1702	17	N/A		
9C5R(-)	18	GN	TXL	2003343C1	3595621C1	1702	17	N/A		
9K5R(-)	18	GN	TXL	2003343C1	3595621C1	1702	17	N/A		
9M5R(-)	18	GN	TXL	2003343C1	3595621C1	1702	17	N/A		
9N5R(-)	18	GN	TXL	2003343C1	3595621C1	1702	17	N/A		
9Q5R(-)	18	GN	TXL	2003343C1	3595621C1	1702	17	N/A		
9R5R(-)	18	GN	TXL	2003343C1	3595621C1	1702	17	N/A		
9U5PJ(-)	18	GN	TXL	2003343C1	3595621C1	1702	17	N/A		
GB5R(-)	18	GN	TXL	2003343C1	3595621C1	1702	17	N/A		
GE5R(-)	18	GN	TXL	2003343C1	3595621C1	1702	17	N/A		
GF5R(-)	18	GN	TXL	2003343C1	3595621C1	1702	17	N/A		
GG5R(-)	18	GN	TXL	2003343C1	3595621C1	1702	17	N/A		
GH5R(-)	18	GN	TXL	2003343C1	3595621C1	1702	17	N/A		
GJ5R(-)	18	GN	TXL	2003343C1	3595621C1	1702	17	N/A		
GK5R(-)	18	GN	TXL	2003343C1	3595621C1	1702	17	N/A		
GL5R(-)	18	GN	TXL	2003343C1	3595621C1	1702	17	N/A		
GM5R(-)	18	GN	TXL	2003343C1	3595621C1	1702	17	N/A		
GN5R(-)	18	GN	TXL	2003343C1	3595621C1	1702	17	N/A		
GP5R(-)	18	GN	TXL	2003343C1	3595621C1	1702	17	N/A		
GQ5R(-)	18	GN	TXL	2003343C1	3595621C1	1702	17	N/A		
GT5R(-)	18	GN	TXL	2003343C1	3595621C1	1702	17	N/A		
GU5R(-)	18	GN	TXL	2003343C1	3595621C1	1702	17	N/A		
GV5R(-)	18	GN	TXL	2003343C1	3595621C1	1702	17	N/A		
KW5A(-)	18	GN	TXL	3549418C1	3595620C1	1702	17	N/A		
KX5R(-)	18	GN	TXL	3549418C1	3595620C1	1702	17	N/A		

Circuit Number	Gauge	Color	Insulation	Terminal / Splice Number	Connector Part number	Connector Number	Cavity	Seal/Sleeve	Lock 1	Lock 2
PC5E(-)	18	GN	TXL	3549418C1	3595620C1	1702	17	N/A		
SB5A(-)	18	GN	TXL	3549418C1	3595620C1	1702	17	N/A		
MB41D	18	TN	TXL	2003343C1	3595621C1	1702	18	N/A		
ND17K	18	PK	GXL	3549418C1	3595620C1	1702	19	N/A		
PD92A	18	TN	TXL	3549418C1	3595620C1	1702	19	N/A		
PH92#142	18	WH	TXL	3549418C1	3595620C1	1702	19	N/A		
PM92#134	18	YL	TXL	3549418C1	3595620C1	1702	19	N/A		
PV92#142	18	WH	TXL	3549418C1	3595620C1	1702	19	N/A		
SM92#134	18	YL	TXL	3549418C1	3595620C1	1702	19	N/A		
UB92#134	18	TN	TXL	2003343C1	3595621C1	1702	19	N/A		
UD92-GCJ	18	WH	TXL	2003343C1	3595621C1	1702	19	N/A		
UL92#134	18	TN	TXL	2003343C1	3595621C1	1702	19	N/A		
KH17-GC	18	WH	TXL	3549418C1	3595620C1	1702	19	N/A		
PM92#134	18	YL	TXL	3549418C1	3595620C1	1702	19	N/A		
SM92#134	18	YL	TXL	3549418C1	3595620C1	1702	19	N/A		
ND17L	18	PK	GXL	3549418C1	3595620C1	1702	20	N/A		
PD92G	18	TN	TXL	3549418C1	3595620C1	1702	20	N/A		
PH92A141	18	TN	TXL	3549418C1	3595620C1	1702	20	N/A		
PV92A141	18	TN	TXL	3549418C1	3595620C1	1702	20	N/A		
PY92A141	18	TN	TXL	3549418C1	3595620C1	1702	20	N/A		
RL92A141	18	TN	TXL	3549418C1	3595620C1	1702	20	N/A		
SY92A141	18	TN	TXL	3549418C1	3595620C1	1702	20	N/A		
TL92A141	18	TN	TXL	3549418C1	3595620C1	1702	20	N/A		
LH92#141	18	TN	TXL	2003343C1	3595621C1	1702	20	N/A		
UB92#141	18	TN	TXL	2003343C1	3595621C1	1702	20	N/A		
UD92BJ	18	TN	TXL	2003343C1	3595621C1	1702	20	N/A		
UF92#141	18	TN	TXL	2003343C1	3595621C1	1702	20	N/A		
KH17B	18	PK	TXL	3549418C1	3595620C1	1702	20	N/A		
PY92A141	18	TN	TXL	3549418C1	3595620C1	1702	20	N/A		
RL92A141	18	TN	TXL	3549418C1	3595620C1	1702	20	N/A		
SY92A141	18	TN	TXL	3549418C1	3595620C1	1702	20	N/A		
TL92A141	18	TN	TXL	3549418C1	3595620C1	1702	20	N/A		
ND17J	16	PK	TXL	3549417C1	3595620C1	1702	21	N/A		
PK92B103	18	YL	TXL	3549418C1	3595620C1	1702	21	N/A		
RS92B103	18	YL	TXL	3549418C1	3595620C1	1702	21	N/A		
VU92#103	18	YL	TXL	3549418C1	3595620C1	1702	21	N/A		
VV92D103	18	YL	TXL	3549418C1	3595620C1	1702	21	N/A		
GX92#103	18	TN	TXL	2003343C1	3595621C1	1702	21	N/A		
GY92#103	18	TN	TXL	2003343C1	3595621C1	1702	21	N/A		
GZ92#103	18	TN	TXL	2003343C1	3595621C1	1702	21	N/A		
LA17C	16	PK	TXL	3574285C1	3595621C1	1702	21	N/A		
KH17C	18	PK	TXL	3549418C1	3595620C1	1702	21	N/A		
PR92D103	18	YL	TXL	3549418C1	3595620C1	1702	21	N/A		
SR92D103	18	YL	TXL	3549418C1	3595620C1	1702	21	N/A		
VJ97C	20	PL	TXL	3549418C1	3595620C1	1702	22	N/A		
BD97CJ	18	VT	TXL	2003343C1	3595621C1	1702	22	N/A		
BE97CJ	18	VT	TXL	2003343C1	3595621C1	1702	22	N/A		
VJ97C	20	PL	TXL	3549418C1	3595620C1	1702	22	N/A		
VJ97B	20	PL	TXL	3549418C1	3595620C1	1702	23	N/A		
BD97BJ	18	VT	TXL	2003343C1	3595621C1	1702	23	N/A		
BE97BJ	18	VT	TXL	2003343C1	3595621C1	1702	23	N/A		
VJ97B	20	PL	TXL	3549418C1	3595620C1	1702	23	N/A		
BD99D	18	VT	TXL	2003343C1	3595621C1	1702	24	N/A		
NJ92E	18	LTBL	TXL	3549418C1	3595620C1	1702	25	N/A		

Circuit Number	Gauge	Color	Insulation	Terminal / Splice Number	Connector Part number	Connector Number	Cavity	Seal/Sleeve	Lock 1	Lock 2
PG92B123	18	LTGN	TXL	3549418C1	3595620C1	1702	25	N/A		
PU92B123	18	LTGN	TXL	3549418C1	3595620C1	1702	25	N/A		
RM92DL	18	LTBL	TXL	3549418C1	3595620C1	1702	25	N/A		
RN92#117	18	LTBL	TXL	3549418C1	3595620C1	1702	25	N/A		
TM92DL	18	LTBL	TXL	3549418C1	3595620C1	1702	25	N/A		
TN92#117	18	LTBL	TXL	3549418C1	3595620C1	1702	25	N/A		
PC92DN2	18	TN	GXL	2003343C1	3595621C1	1702	25	N/A		
VA92#117	18	TN	TXL	2003343C1	3595621C1	1702	25	N/A		
RM92DL	18	LTBL	TXL	3549418C1	3595620C1	1702	25	N/A		
RN92#117	18	LTBL	TXL	3549418C1	3595620C1	1702	25	N/A		
TM92DL	18	LTBL	TXL	3549418C1	3595620C1	1702	25	N/A		
TN92#117	18	LTBL	TXL	3549418C1	3595620C1	1702	25	N/A		
NJ92F	18	LTGN	TXL	3549418C1	3595620C1	1702	26	N/A		
PC92A3A	18	TN	GXL	2003343C1	3595621C1	1702	26	N/A		
VB92#158	18	TN	TXL	2003343C1	3595621C1	1702	26	N/A		
PR92D158	18	LTGN	TXL	3549418C1	3595620C1	1702	26	N/A		
SR92D158	18	LTGN	TXL	3549418C1	3595620C1	1702	26	N/A		
NJ92H	18	WH	TXL	3549418C1	3595620C1	1702	27	N/A		
PC92A2	18	TN	TXL	2003343C1	3595621C1	1702	27	N/A		
PR92#124	18	WH	TXL	3549418C1	3595620C1	1702	27	N/A		
SR92#124	18	WH	TXL	3549418C1	3595620C1	1702	27	N/A		
VJ99B	20	PL	TXL	3549418C1	3595620C1	1702	28	N/A		
BD99BJ	18	VT	TXL	2003343C1	3595621C1	1702	28	N/A		
BE99BJ	18	VT	TXL	2003343C1	3595621C1	1702	28	N/A		
VJ99B	20	PL	TXL	3549418C1	3595620C1	1702	28	N/A		
BD97N	18	VT	TXL	2003343C1	3595621C1	1702	29	N/A		
KP6B	18	TN	TXL	3549418C1	3595620C1	1702	30	N/A		
VG6B	18	TN	TXL	3549418C1	3595620C1	1702	30	N/A		
VY6B	18	TN	TXL	3549418C1	3595620C1	1702	30	N/A		
BD97M	18	VT	TXL	2003343C1	3595621C1	1702	30	N/A		
BE97FU	16	VT	TXL	3574285C1	3595621C1	1702	30	N/A		
AB6B	18	GY	TXL	3549418C1	3595620C1	1702	30	N/A		
AF6B	18	GY	TXL	3549418C1	3595620C1	1702	30	N/A		
AH6B	18	GY	TXL	3549418C1	3595620C1	1702	30	N/A		
KP6B	18	GY	TXL	3549418C1	3595620C1	1702	30	N/A		
VG6B	18	PL	TXL	3549418C1	3595620C1	1702	30	N/A		
VX6B	18	GY	TXL	3549418C1	3595620C1	1702	30	N/A		
PF92E	18	TN	TXL	3549418C1	3595620C1	1702	31	N/A		
UD92YB	16	TN	TXL	3549417C1	3595620C1	1702	31	N/A		
VB92#156	18	TN	TXL	2003343C1	3595621C1	1702	31	N/A		
KH92ER	18	TN	TXL	3549418C1	3595620C1	1702	31	N/A		
PR92#156	18	PK	TXL	3549418C1	3595620C1	1702	31	N/A		
SR92#156	18	PK	TXL	3549418C1	3595620C1	1702	31	N/A		
VJ97N	20	PL	TXL	3549418C1	3595620C1	1702	32	N/A		
BE97WC	18	VT	TXL	2003343C1	3595621C1	1702	32	N/A		
VJ97N	20	PL	TXL	3549418C1	3595620C1	1702	32	N/A		
VJ97M	20	PL	TXL	3549418C1	3595620C1	1702	33	N/A		
BE97M	18	VT	TXL	2003343C1	3595621C1	1702	33	N/A		
VJ97M	20	PL	TXL	3549418C1	3595620C1	1702	33	N/A		
VB18A	18	WH	TXL	3574277C1	3595620C1	1702	34	N/A		
KL18A	16	GY	TXL	3574288C1	3595621C1	1702	34	N/A		
KM18A	16	GY	TXL	3574288C1	3595621C1	1702	34	N/A		
PC92A18A	16	TN	GXL	3574288C1	3595621C1	1702	34	N/A		
KA13C	16	PK	TXL	3549417C1	3595620C1	1702	37	N/A	3539784C1	

Circuit Number	Gauge	Color	Insulation	Terminal / Splice Number	Connector Part number	Connector Number	Cavity	Seal/Sleeve	Lock 1	Lock 2
MA97FA	16	VT	TXL	3574285C1	3595621C1	1702	37	N/A		
KV13	16	PK	TXL	3549417C1	3595620C1	1702	37	N/A		
VU92#101	18	LTBL	TXL	3549418C1	3595620C1	1702	38	N/A		
VV92C101	18	LTBL	TXL	3549418C1	3595620C1	1702	38	N/A		
PA47T	18	GY	TXL	2003343C1	3595621C1	1702	38	N/A		
PB97DG	18	VT	TXL	2003343C1	3595621C1	1702	38	N/A		
PW47#125	18	GY	TXL	3549418C1	3595620C1	1702	38	N/A		
SW47#125	18	GY	TXL	3549418C1	3595620C1	1702	38	N/A		
ML93	18	TN	GXL	3549418C1	3595620C1	1702	39	N/A		
PF92C	18	TN	TXL	3549418C1	3595620C1	1702	39	N/A		
UD92AE	16	TN	TXL	3549417C1	3595620C1	1702	39	N/A		
UE92J	18	TN	TXL	2003343C1	3595621C1	1702	39	N/A		
UJ93	18	TN	TXL	2003343C1	3595621C1	1702	39	N/A		
VB92#161	18	TN	TXL	2003343C1	3595621C1	1702	39	N/A		
KH92J	18	TN	TXL	3549418C1	3595620C1	1702	39	N/A		
ML93	18	TN	GXL	3549418C1	3595620C1	1702	39	N/A		
PR92#161	18	OR	TXL	3549418C1	3595620C1	1702	39	N/A		
SR92#161	18	OR	TXL	3549418C1	3595620C1	1702	39	N/A		
KA18T	18	PK	TXL	3549418C1	3595620C1	1702	40	N/A		
UE92AJ	18	GY	TXL	2003343C1	3595621C1	1702	40	N/A		
KA18T	18	PK	TXL	3549418C1	3595620C1	1702	40	N/A		
LQ88AJ	18	LTGN	TXL	2003343C1	3595621C1	1702	41	N/A		
VB92#112	18	TN	TXL	2003343C1	3595621C1	1702	41	N/A		
PR92B112	18	PK	TXL	3549418C1	3595620C1	1702	41	N/A		
SR92B112	18	PK	TXL	3549418C1	3595620C1	1702	41	N/A		
RY14LSC	12	WH	GXL	3549415C1	3595620C1	1702	42	N/A		
HW14LSD	12	RD	TXL	3574287C1	3595621C1	1702	42	N/A		
SA77BAJ	20	LTGN	TXL	3574289C1	3595621C1	1702	42	N/A		
RY14LSC	12	WH	GXL	3549415C1	3595620C1	1702	42	N/A		
WL2-FLC	10	RS	FUS	338892C2		1703	1	2644054R1		
WL2-FLD	10	RS	FUS	338892C2		1703	1	2644054R1		
AA56B	20	OR	TXL	3544883C1	3553649C1	1800	A1	N/A		
AA57B	20	OR	TXL	3544883C1	3553649C1	1800	A2	N/A		
AD87-GA	18	WH	TXL	3544876C1	3553649C1	1800	A3	N/A		
AE87-GA	18	WH	TXL	3544876C1	3553649C1	1800	A3	N/A		
KA9C	18	GY	TXL	3544876C1	3553649C1	1800	A4	N/A		
HE87A	20	GY	TXL	3544875C1	3553649C1	1800	A5	N/A		
HJ87A	18	GY	TXL	3544876C1	3553649C1	1800	A5	N/A		
WB70A	20	RD	TXL	3544875C1	3553649C1	1800	A6	N/A		
AA52D	20	YL	GXL	3544883C1	3553649C1	1800	A7	N/A		
AA102A	20	YL	TXL	3544883C1	3553649C1	1800	A8	N/A		
AA82C	20	GY	TXL	3544883C1	3553649C1	1800	B1	N/A		
AA85A	20	GY	TXL	3544883C1	3553649C1	1800	B10	N/A		
AA150	20	GY	TXL	3544883C1	3553649C1	1800	B11	N/A		
SN86A	18	GY	TXL	3544884C1	3553649C1	1800	B12	N/A		
NK40A	18	GY	GXL	3544884C1	3553649C1	1800	B2	N/A		
NK6	18	GY	GXL	3544884C1	3553649C1	1800	B3	N/A		
WC6	20	GY	TXL	3544883C1	3553649C1	1800	B3	N/A		
BD97B	18	VT	TXL	3544884C1	3553649C1	1800	B4	N/A		
BE97B	18	VT	TXL	3544884C1	3553649C1	1800	B4	N/A		
BD97MA	18	VT	TXL	3544884C1	3553649C1	1800	B5	N/A		
BE97F	16	VT	TXL	3544884C1	3553649C1	1800	B5	N/A		
BD97NA	18	VT	TXL	3544884C1	3553649C1	1800	B6	N/A		
BE97WD	18	VT	TXL	3544884C1	3553649C1	1800	B6	N/A		

Circuit Number	Gauge	Color	Insulation	Terminal / Splice Number	Connector Part number	Connector Number	Cavity	Seal/Sleeve	Lock 1	Lock 2
WA44	16	GY	TXL	3544884C1	3553649C1	1800	B7	N/A		
WE44AA	16	GY	TXL	3544884C1	3553649C1	1800	B7	N/A		
WB70	20	RD	TXL	3544883C1	3553649C1	1800	B9	N/A		
XS70	18	GY	TXL	3544884C1	3553649C1	1800	B9	N/A		
AA82B	20	GY	TXL	3544883C1	3553649C1	1800	C1	N/A		
XF94SZE	16	GY	TXL	3544884C1	3553649C1	1800	C10	N/A		
XH94SZ	18	GY	TXL	3544884C1	3553649C1	1800	C10	N/A		
XK94SZE	18	GY	TXL	3544884C1	3553649C1	1800	C10	N/A		
UA97A	18	VT	TXL	3544884C1	3553649C1	1800	C11	N/A		
NK40	18	GY	GXL	3544884C1	3553649C1	1800	C12	N/A		
WC40	18	GY	TXL	3544884C1	3553649C1	1800	C12	N/A		
NK40BB	18	GY	TXL	3544884C1	3553649C1	1800	C2	N/A		
XF94SV	16	GY	TXL	3544884C1	3553649C1	1800	C3	N/A		
XH94SV	18	GY	TXL	3544884C1	3553649C1	1800	C3	N/A		
XK94SVE	18	GY	TXL	3544884C1	3553649C1	1800	C3	N/A		
BD99B	18	VT	TXL	3544884C1	3553649C1	1800	C4	N/A		
BE99B	18	VT	TXL	3544884C1	3553649C1	1800	C4	N/A		
BD97C	18	VT	TXL	3544884C1	3553649C1	1800	C5	N/A		
BE97C	18	VT	TXL	3544884C1	3553649C1	1800	C5	N/A		
BD99DA	18	VT	TXL	3544884C1	3553649C1	1800	C6	N/A		
BE97MA	18	VT	TXL	3544884C1	3553649C1	1800	C6	N/A		
AA82A	20	GY	TXL	3544883C1	3553649C1	1800	C9	N/A		
AB62DD	18	DKBL	TXL	3544876C1	3553649C1	1800	D3	N/A		
AC62DD	18	DKBL	TXL	3544876C1	3553649C1	1800	D3	N/A		
XF94SE	18	GY	TXL	3544876C1	3553649C1	1800	D5	N/A		
XL94SE	18	GY	TXL	3544876C1	3553649C1	1800	D5	N/A		
XF94SF	18	GY	TXL	3544876C1	3553649C1	1800	D6	N/A		
XL94SF	18	GY	TXL	3544876C1	3553649C1	1800	D6	N/A		
LB17BA	18	PK	TXL	3544884C1	3553649C1	1800	D7	N/A		
LD149AC	18	GY	TXL	3544884C1	3553649C1	1800	D7	N/A		
UA17B	18	PK	TXL	3544884C1	3553649C1	1800	D8	N/A		
BL97	20	GY	TXL	3608497C1	3608496C1	1802	1	N/A		
BX97	20	GY	TXL	3608497C1	3608496C1	1802	1	N/A		
BZ97	20	GY	TXL	3608497C1	3608496C1	1802	1	N/A		
CA97	20	GY	TXL	3608497C1	3608496C1	1802	1	N/A		
CC97	20	GY	TXL	3608497C1	3608496C1	1802	1	N/A		
CD97	20	GY	TXL	3608497C1	3608496C1	1802	1	N/A		
BL100	20	GY	TXL	3608497C1	3608496C1	1802	2	N/A		
BX100	20	GY	TXL	3608497C1	3608496C1	1802	2	N/A		
BZ100	20	GY	TXL	3608497C1	3608496C1	1802	2	N/A		
CA100	20	GY	TXL	3608497C1	3608496C1	1802	2	N/A		
CC100	20	GY	TXL	3608497C1	3608496C1	1802	2	N/A		
CD100	20	GY	TXL	3608497C1	3608496C1	1802	2	N/A		
BE85A	20	GY	TXL	3608497C1	3608496C1	1802	3	N/A		
BL85A	20	GY	TXL	3608497C1	3608496C1	1802	3	N/A		
CA85A	20	GY	TXL	3608497C1	3608496C1	1802	3	N/A		
BL9VA	20	GY	TXL	3608497C1	3608496C1	1802	4	N/A		
BX9VA	20	GY	TXL	3608497C1	3608496C1	1802	4	N/A		
BZ9VA	20	GY	TXL	3608497C1	3608496C1	1802	4	N/A		
CA9VA	20	GY	TXL	3608497C1	3608496C1	1802	4	N/A		
CC9VA	20	GY	TXL	3608497C1	3608496C1	1802	4	N/A		
CD9VA	20	GY	TXL	3608497C1	3608496C1	1802	4	N/A		
BE62DD	20	DKBL	TXL	3608497C1	3608496C1	1802	5	N/A		
BL62DD	20	DKBL	TXL	3608497C1	3608496C1	1802	5	N/A		

Circuit Number	Gauge	Color	Insulation	Terminal / Splice Number	Connector Part number	Connector Number	Cavity	Seal/Sleeve	Lock 1	Lock 2
CA62DD	20	DKBL	TXL	3608497C1	3608496C1	1802	5	N/A		
BE62-GDD	18	WH	TXL	3608497C1	3608496C1	1802	6	N/A		
BL62-GDD	18	WH	TXL	3608497C1	3608496C1	1802	6	N/A		
CA62-GDD	18	WH	TXL	3608497C1	3608496C1	1802	6	N/A		
BB99V	18	VT/WH	GXL	2036586C1	1673744C1	1804	1	N/A		
BB97Y	18	VT	GXL	2036586C1	1673744C1	1804	2	N/A		
BB97P	18	VT/BK	GXL	2036586C1	1673744C1	1804	3	N/A		
BB99U	18	VT/WH	GXL	2036586C1	1673744C1	1804	4	N/A		
BB99W	18	VT	GXL	2036586C1	1673744C1	1804	5	N/A		
BB99E	18	VT/BK	GXL	2036586C1	1673744C1	1804	6	N/A		
CA17J	18	PK	TXL	1667742C1	3540757C1	1807	A	N/A		
CB17J	18	PK	TXL	1667742C1	3540757C1	1807	A	N/A		
CC17J	18	PK	TXL	1667742C1	3540757C1	1807	A	N/A		
CD17J	18	PK	TXL	1667742C1	3540757C1	1807	A	N/A		
CE17J	18	PK	TXL	1667742C1	3540757C1	1807	A	N/A		
CF17J	18	PK	TXL	1667742C1	3540757C1	1807	A	N/A		
CA17H	18	PK	TXL	1667742C1	3540757C1	1807	B	N/A		
CB17H	18	PK	TXL	1667742C1	3540757C1	1807	B	N/A		
CC17H	18	PK	TXL	1667742C1	3540757C1	1807	B	N/A		
CD17H	18	PK	TXL	1667742C1	3540757C1	1807	B	N/A		
CE17H	18	PK	TXL	1667742C1	3540757C1	1807	B	N/A		
CF17H	18	PK	TXL	1667742C1	3540757C1	1807	B	N/A		
CA97A	18	VT	GXL	1667742C1	3540757C1	1807	C	N/A		
CB97A	18	VT	GXL	1667742C1	3540757C1	1807	C	N/A		
CC97A	18	VT	GXL	1667742C1	3540757C1	1807	C	N/A		
CD97A	18	VT	GXL	1667742C1	3540757C1	1807	C	N/A		
CE97A	18	VT	GXL	1667742C1	3540757C1	1807	C	N/A		
CF97A	18	VT	GXL	1667742C1	3540757C1	1807	C	N/A		
CA9VB	18	GY	TXL	1667742C1	3540757C1	1807	D	N/A		
CB9VB	18	GY	TXL	1667742C1	3540757C1	1807	D	N/A		
CC9VB	18	GY	TXL	1667742C1	3540757C1	1807	D	N/A		
CD9VB	18	GY	TXL	1667742C1	3540757C1	1807	D	N/A		
CE9VB	18	GY	TXL	1667742C1	3540757C1	1807	D	N/A		
CF9VB	18	GY	TXL	1667742C1	3540757C1	1807	D	N/A		
BF97	20	GY	TXL	3544254C1	3547870C1	1809	A	N/A		
BG97	20	GY	TXL	3544254C1	3547870C1	1809	A	N/A		
CB97	20	GY	TXL	3544254C1	3547870C1	1809	A	N/A		
BF85B	20	GY	TXL	3544254C1	3547870C1	1809	B	N/A		
BG85B	20	GY	TXL	3544254C1	3547870C1	1809	B	N/A		
CB85B	20	GY	TXL	3544254C1	3547870C1	1809	B	N/A		
BF62DD	20	DKBL	TXL	3544254C1	3547870C1	1809	C	N/A		
BG62DD	20	DKBL	TXL	3544254C1	3547870C1	1809	C	N/A		
CB62DD	20	DKBL	TXL	3544254C1	3547870C1	1809	C	N/A		
BG9R	18	GY	TXL	1661261C1	3547870C1	1809	D	N/A		
BV9R	18	GY	TXL	1661261C1	3547870C1	1809	D	N/A		
BW9R	18	GY	TXL	1661261C1	3547870C1	1809	D	N/A		
CB9R	18	GY	TXL	1661261C1	3547870C1	1809	D	N/A		
CE9R	18	GY	TXL	1661261C1	3547870C1	1809	D	N/A		
CF9R	18	GY	TXL	1661261C1	3547870C1	1809	D	N/A		
BB56A	18	OR	TXL	3571717C1	3539212C1	1810	1	N/A		
BB57A	18	OR	TXL	3571717C1	3539212C1	1810	2	N/A		
BB52A	18	YL	TXL	3571717C1	3539212C1	1810	3	N/A		
BB102A	18	YL	TXL	3571717C1	3539212C1	1810	4	N/A		
BB82B	18	GY	TXL	3571717C1	3539212C1	1810	5	N/A		

Circuit Number	Gauge	Color	Insulation	Terminal / Splice Number	Connector Part number	Connector Number	Cavity	Seal/Sleeve	Lock 1	Lock 2
BE87-G	18	WH	TXL	3571717C1	3539212C1	1810	6	N/A		
BF11-GAA	18	WH	TXL	3571717C1	3539212C1	1810	6	N/A		
BG11-GAA	18	WH	TXL	3571717C1	3539212C1	1810	6	N/A		
BL87-G	18	WH	TXL	3571717C1	3539212C1	1810	6	N/A		
CA87-G	18	WH	TXL	3571717C1	3539212C1	1810	6	N/A		
CB11-GAA	18	WH	TXL	3571717C1	3539212C1	1810	6	N/A		
BG9S	18	GY	TXL	3571717C1	3539212C1	1810	7	N/A		
BL9S	18	GY	TXL	3571717C1	3539212C1	1810	7	N/A		
BV9S	18	GY	TXL	3571717C1	3539212C1	1810	7	N/A		
BW9S	18	GY	TXL	3571717C1	3539212C1	1810	7	N/A		
BX9S	18	GY	TXL	3571717C1	3539212C1	1810	7	N/A		
BZ9S	18	GY	TXL	3571717C1	3539212C1	1810	7	N/A		
CA9S	18	GY	TXL	3571717C1	3539212C1	1810	7	N/A		
CB9S	18	GY	TXL	3571717C1	3539212C1	1810	7	N/A		
CC9S	18	GY	TXL	3571717C1	3539212C1	1810	7	N/A		
CD9S	18	GY	TXL	3571717C1	3539212C1	1810	7	N/A		
CE9S	18	GY	TXL	3571717C1	3539212C1	1810	7	N/A		
CF9S	18	GY	TXL	3571717C1	3539212C1	1810	7	N/A		
BB82	18	GY	TXL	3571717C1	3539212C1	1810	8	N/A		
BB82A	18	GY	TXL	3571717C1	3539212C1	1810	11	N/A		
BB87A	18	GY	TXL	3571717C1	3539212C1	1810	12	N/A		
BG9VC	18	GY	TXL	1651943C1	1678137C1	1811	A	N/A		
BL9VC	18	GY	TXL	1651943C1	1678137C1	1811	A	N/A		
BW9VC	18	GY	TXL	1651943C1	1678137C1	1811	A	N/A		
BZ9VC	18	GY	TXL	1651943C1	1678137C1	1811	A	N/A		
CA9VC	18	GY	TXL	1651943C1	1678137C1	1811	A	N/A		
CB9VC	18	GY	TXL	1651943C1	1678137C1	1811	A	N/A		
CC9VC	18	GY	TXL	1651943C1	1678137C1	1811	A	N/A		
CE9VC	18	GY	TXL	1651943C1	1678137C1	1811	A	N/A		
BG6HB	18	GY	TXL	1651943C1	1678137C1	1811	B	N/A		
BL6HB	18	GY	TXL	1651943C1	1678137C1	1811	B	N/A		
BW6HB	18	GY	TXL	1651943C1	1678137C1	1811	B	N/A		
BZ6HB	18	GY	TXL	1651943C1	1678137C1	1811	B	N/A		
CA6HB	18	GY	TXL	1651943C1	1678137C1	1811	B	N/A		
CB6HB	18	GY	TXL	1651943C1	1678137C1	1811	B	N/A		
CC6HB	18	GY	TXL	1651943C1	1678137C1	1811	B	N/A		
CE6HB	18	GY	TXL	1651943C1	1678137C1	1811	B	N/A		
BG40	18	GY	TXL	1651943C1	1678137C1	1811	C	N/A		
BL40	18	GY	TXL	1651943C1	1678137C1	1811	C	N/A		
BW40	18	GY	TXL	1651943C1	1678137C1	1811	C	N/A		
BZ40	18	GY	TXL	1651943C1	1678137C1	1811	C	N/A		
CA40	18	GY	TXL	1651943C1	1678137C1	1811	C	N/A		
CB40	18	GY	TXL	1651943C1	1678137C1	1811	C	N/A		
CC40	18	GY	TXL	1651943C1	1678137C1	1811	C	N/A		
CE40	18	GY	TXL	1651943C1	1678137C1	1811	C	N/A		
BG9VE	18	GY	TXL	1651943C1	1678137C1	1812	A	N/A		
BL9VE	18	GY	TXL	1651943C1	1678137C1	1812	A	N/A		
CA9VE	18	GY	TXL	1651943C1	1678137C1	1812	A	N/A		
CB9VE	18	GY	TXL	1651943C1	1678137C1	1812	A	N/A		
BG6HA	18	GY	TXL	1651943C1	1678137C1	1812	B	N/A		
BL6HA	18	GY	TXL	1651943C1	1678137C1	1812	B	N/A		
CA6HA	18	GY	TXL	1651943C1	1678137C1	1812	B	N/A		
CB6HA	18	GY	TXL	1651943C1	1678137C1	1812	B	N/A		
BG40A	18	GY	TXL	1651943C1	1678137C1	1812	C	N/A		

Circuit Number	Gauge	Color	Insulation	Terminal / Splice Number	Connector Part number	Connector Number	Cavity	Seal/Sleeve	Lock 1	Lock 2
BL40A	18	GY	TXL	1651943C1	1678137C1	1812	C	N/A		
CA40A	18	GY	TXL	1651943C1	1678137C1	1812	C	N/A		
CB40A	18	GY	TXL	1651943C1	1678137C1	1812	C	N/A		
BG44BB	18	GY	TXL	1661875C1	1661777C1	1813	C	N/A		
BL44BB	18	GY	TXL	1661875C1	1661777C1	1813	C	N/A		
BW44BB	18	GY	TXL	1661875C1	1661777C1	1813	C	N/A		
BZ44BB	18	GY	TXL	1661875C1	1661777C1	1813	C	N/A		
CA44BB	18	GY	TXL	1661875C1	1661777C1	1813	C	N/A		
CB44BB	18	GY	TXL	1661875C1	1661777C1	1813	C	N/A		
CC44BB	18	GY	TXL	1661875C1	1661777C1	1813	C	N/A		
CE44BB	18	GY	TXL	1661875C1	1661777C1	1813	C	N/A		
BG9VD	18	GY	TXL	1661875C1	1661777C1	1813	D	N/A		
BL9VD	18	GY	TXL	1661875C1	1661777C1	1813	D	N/A		
BW9VD	18	GY	TXL	1661875C1	1661777C1	1813	D	N/A		
BZ9VD	18	GY	TXL	1661875C1	1661777C1	1813	D	N/A		
CA9VD	18	GY	TXL	1661875C1	1661777C1	1813	D	N/A		
CB9VD	18	GY	TXL	1661875C1	1661777C1	1813	D	N/A		
CC9VD	18	GY	TXL	1661875C1	1661777C1	1813	D	N/A		
CE9VD	18	GY	TXL	1661875C1	1661777C1	1813	D	N/A		
BN94SC	20	GY	TXL	3601801C1	3601800C1	1821	1	N/A		
BN94SA	20	GY	TXL	3601801C1	3601800C1	1821	2	N/A		
BN94SB	20	GY	TXL	3601801C1	3601800C1	1821	3	N/A		
BN94SD	20	GY	TXL	3601801C1	3601800C1	1821	4	N/A		
HB103-FL	10	RS	FUS	3866817C1		1822	1	2644005R1		
HC103-FL	10	RS	FUS	3866817C1		1822	1	2644005R1		
BG9VF	18	GY	TXL	1651943C1	1678137C1	1822	A	N/A		
BL9VF	18	GY	TXL	1651943C1	1678137C1	1822	A	N/A		
CA9VF	18	GY	TXL	1651943C1	1678137C1	1822	A	N/A		
CB9VF	18	GY	TXL	1651943C1	1678137C1	1822	A	N/A		
BG6HC	18	GY	TXL	1651943C1	1678137C1	1822	B	N/A		
BL6HC	18	GY	TXL	1651943C1	1678137C1	1822	B	N/A		
CA6HC	18	GY	TXL	1651943C1	1678137C1	1822	B	N/A		
CB6HC	18	GY	TXL	1651943C1	1678137C1	1822	B	N/A		
BG40F	18	GY	TXL	1651943C1	1678137C1	1822	C	N/A		
BL40F	18	GY	TXL	1651943C1	1678137C1	1822	C	N/A		
CA40F	18	GY	TXL	1651943C1	1678137C1	1822	C	N/A		
CB40F	18	GY	TXL	1651943C1	1678137C1	1822	C	N/A		
BG70A	18	OR	TXL	1661875C1	1661777C1	1823	C	N/A		
BL70A	18	OR	TXL	1661875C1	1661777C1	1823	C	N/A		
CA70A	18	OR	TXL	1661875C1	1661777C1	1823	C	N/A		
CB70A	18	OR	TXL	1661875C1	1661777C1	1823	C	N/A		
BG9VG	18	GY	TXL	1661875C1	1661777C1	1823	D	N/A		
BL9VG	18	GY	TXL	1661875C1	1661777C1	1823	D	N/A		
CA9VG	18	GY	TXL	1661875C1	1661777C1	1823	D	N/A		
CB9VG	18	GY	TXL	1661875C1	1661777C1	1823	D	N/A		
BG70	18	OR	TXL	1661875C1	1661777C1	1824	C	N/A		
BL70	18	OR	TXL	1661875C1	1661777C1	1824	C	N/A		
CA70	18	OR	TXL	1661875C1	1661777C1	1824	C	N/A		
CB70	18	OR	TXL	1661875C1	1661777C1	1824	C	N/A		
BG9VH	18	GY	TXL	1661875C1	1661777C1	1824	D	N/A		
BL9VH	18	GY	TXL	1661875C1	1661777C1	1824	D	N/A		
CA9VH	18	GY	TXL	1661875C1	1661777C1	1824	D	N/A		
CB9VH	18	GY	TXL	1661875C1	1661777C1	1824	D	N/A		
BN94SZ	18	GY	GXL	1651943C1	1678137C1	1826	A	N/A		

Circuit Number	Gauge	Color	Insulation	Terminal / Splice Number	Connector Part number	Connector Number	Cavity	Seal/Sleeve	Lock 1	Lock 2
BN945VA	18	GY	GXL	1651943C1	1678137C1	1826	B	N/A		
BN945E	18	GY	GXL	1651943C1	1678137C1	1826	C	N/A		
BN945ZB	18	GY	GXL	1651943C1	1678137C1	1828	A	N/A		
BN945VB	18	GY	GXL	1651943C1	1678137C1	1828	B	N/A		
BN945F	18	GY	GXL	1651943C1	1678137C1	1828	C	N/A		
UL62Z	18	DKBL	TXL	3517243C1	3605446C91	1852	3	N/A		
UL92-GAH	18	WH	TXL	3517243C1	3605446C91	1852	5	N/A		
9Q5J(+)	18	YL	TXL	3517243C1	3605446C91	1852	8	N/A		
GB5J(+)	18	YL	TXL	3517243C1	3605446C91	1852	8	N/A		
GF5J(+)	18	YL	TXL	3517243C1	3605446C91	1852	8	N/A		
GU5J(+)	18	YL	TXL	3517243C1	3605446C91	1852	8	N/A		
GV5J(+)	18	YL	TXL	3517243C1	3605446C91	1852	8	N/A		
UL92#134A	18	TN	TXL	3517243C1	3605446C91	1852	11	N/A		
UL92#163	18	TN	TXL	3517243C1	3605446C91	1852	12	N/A		
UL92BT	18	TN	TXL	3517243C1	3605446C91	1852	13	N/A		
9Q5J(-)	18	GN	TXL	3517243C1	3605446C91	1852	15	N/A		
GB5J(-)	18	GN	TXL	3517243C1	3605446C91	1852	15	N/A		
GF5J(-)	18	GN	TXL	3517243C1	3605446C91	1852	15	N/A		
GU5J(-)	18	GN	TXL	3517243C1	3605446C91	1852	15	N/A		
GV5J(-)	18	GN	TXL	3517243C1	3605446C91	1852	15	N/A		
HC103S	6	RD	SGX	373756C2		1870	1	2644054R1		
HR72A	12	OR	TXL	1673747C1	587568C91	1872	A	589391C1		
HR72-GY	12	WH	TXL	1673747C1	587568C91	1872	B	589391C1		
HR72C	12	OR	TXL	2022374C1	593385C1	1873	R1-30	N/A		
HW14LP	10	RD	GXL	2022374C1	593385C1	1873	R1-30	N/A		
HR13X	16	PK	TXL	2018946C1	593385C1	1873	R1-85	N/A		
HW12LC	18	PK	TXL	1659673C1	593385C1	1873	R1-85	N/A		
HR11-GCB	18	WH	TXL	1659673C1	593385C1	1873	R1-86	N/A		
HW11-GCB	18	WH	TXL	1659673C1	593385C1	1873	R1-86	N/A		
HR72A	12	OR	TXL	2022374C1	593385C1	1873	R1-87	N/A		
HW14BC	16	RD	GXL	1661710C1	593385C1	1873	R1-87	N/A		
HW14LSC	12	RD	TXL	1661710C1	593385C1	1873	R1-87	N/A		
JC84C	14	LTGN	TXL	3534165C1	4094648C1	1901	A	N/A		
JC11-GAC	14	WH	TXL	3534165C1	4094648C1	1901	C	N/A		
JB86C	14	LTGN	TXL	3517476C1	3517473C1	1902	A	N/A		
JB11-GCC	14	WH	TXL	3517476C1	3517473C1	1902	B	N/A		
JA84	14	LTGN	TXL	3534165C1	4094648C1	1903	A	N/A		
JA11-GAF	14	WH	TXL	3534165C1	4094648C1	1903	C	N/A		
JA11-GUC	20	WH	TXL	4081932C1	3768147C1	1904	1	N/A		
JA13UA	20	PK	TXL	4081932C1	3768147C1	1904	2	N/A		
JC11-GUB	20	WH	TXL	4081932C1	3768147C1	1905	1	N/A		
JC13UC	20	PK	TXL	4081932C1	3768147C1	1905	2	N/A		
SH14HCA	14	RD	TXL	N/A	BLUNT_SL_V	1913	B	N/A		
SK14HC	14	RD	TXL	N/A	BLUNT_SL_V	1913	B	N/A		
SH11-GAP	14	WH	TXL	N/A	BLUNT_SL_V	1914	B	N/A		
SK11-GAP	14	WH	TXL	N/A	BLUNT_SL_V	1914	B	N/A		
SH86P	16	LTGN	TXL	N/A	BLUNT_SL_V	1915	B	N/A		
SK86P	16	LTGN	TXL	N/A	BLUNT_SL_V	1915	B	N/A		
LL13B	16	PK	TXL	N/A	BLUNT_SL_V	1916	A	N/A		
MQ86RCD	18	LTGN	TXL	1661261C1	1661259C1	1917	A	N/A		
MQ86-GD2	18	WH	TXL	1661261C1	1661259C1	1917	B	N/A		
QC105-GAP	18	WH	TXL	587578C1	587567C91	1918	A	N/A		
QD105-GB	16	WH	TXL	587577C1	587567C91	1918	A	N/A		
QE14B	12	RD	TXL	1673748C1	587567C91	1918	A	N/A		

Circuit Number	Gauge	Color	Insulation	Terminal / Splice Number	Connector Part number	Connector Number	Cavity	Seal/Sleeve	Lock 1	Lock 2
QF14A	12	RD	TXL	1673748C1	587567C91	1918	A	N/A		
QC105	18	LTGN	TXL	587578C1	587567C91	1918	B	N/A		
QD105B	16	LTGN	TXL	587577C1	587567C91	1918	B	N/A		
QE11-GP	12	WH	TXL	1673748C1	587567C91	1918	B	N/A		
QF11-GCN	12	WH	TXL	1673748C1	587567C91	1918	B	N/A		
LL14G	16	RD	TXL	N/A	BLUNT_SL_V	1919	A	N/A		
VW5CC(-)	18	GN	TXL	2005483C1	3616085C1	1921	2	N/A		
VW13EE	16	PK	TXL	2005483C1	3616085C1	1921	3	N/A		
VW11-GBE	16	WH	TXL	2005483C1	3616085C1	1921	4	N/A		
VW14EA	16	RD	GXL	2005483C1	3616085C1	1921	5	N/A		
VW5CC(+)	18	YL	TXL	2005483C1	3616085C1	1921	7	N/A		
TJ14NS	12	BK	TXL	N/A	BLUNT_SL_V	1923	A	N/A		
TJ70E	10	RD	TXL	N/A	BLUNT_SL_V	1923	B	N/A		
TJ94T	10	DKBL	TXL	N/A	BLUNT_SL_V	1923	C	N/A		
TJ11-GAM	16	WH	TXL	N/A	BLUNT_SL_V	1923	D	N/A		
VW11-GEF	14	WH	TXL	3534167C1	3554818C1	1924	A	N/A		
VW14ED	14	RD	GXL	3534167C1	3554818C1	1924	B	N/A		
DL13BA	18	PK	TXL	1661208C1	3544677C1	1926	A	N/A		
DL11-GAR	18	WH	TXL	1661208C1	3544677C1	1926	B	N/A		
DL5V(+)	18	YL	TXL	1661208C1	3544677C1	1926	C	N/A		
DL5V(-)	18	GN	TXL	1661208C1	3544677C1	1926	D	N/A		
DL179	18	WH	TXL	1661208C1	3544677C1	1926	E	N/A		
NP13DCH	18	PK	TXL	3673333C1	3704144C1	1928	1	N/A		
NP91	20	-	TXL	3673333C1	3704144C1	1928	2	N/A		
NP14DCF	18	RD	TXL	3673333C1	3704144C1	1928	3	N/A		
NP11-GD	18	WH	TXL	3673333C1	3704144C1	1928	4	N/A		
QD105-GA	16	WH	TXL	587577C1	587567C91	1935	A	N/A		
QE14C	12	RD	TXL	1673748C1	587567C91	1935	A	N/A		
QD105A	16	LTGN	TXL	587577C1	587567C91	1935	B	N/A		
QE11-GR	12	WH	TXL	1673748C1	587567C91	1935	B	N/A		
MM14ED	18	RD	GXL	1661875C1	2011340C1	1939	C	N/A		
MM11-GBH	18	WH	TXL	1661875C1	2011340C1	1939	D	N/A		
MM13EE	18	PK	TXL	1661875C1	2011340C1	1939	E	N/A		
VU103A	18	LTGN	TXL	N/A	BLUNT_SL_V	1940	A	N/A		
VU103B	18	LTGN	TXL	N/A	BLUNT_SL_V	1940	B	N/A		
VU103C	18	LTGN	TXL	N/A	BLUNT_SL_V	1940	C	N/A		
VU103D	18	LTGN	TXL	N/A	BLUNT_SL_V	1940	D	N/A		
VU92F	18	GY	TXL	N/A	BLUNT_SL_V	1940	E	N/A		
VV44A	18	GY	GXL	N/A	BLUNT_SL_V	1941	A	N/A		
PA47TA	16	GY	GXL	N/A	BLUNT_SL_V	1945	A	N/A		
NP14DCA	18	RD	TXL	3673333C1	3704182C1	1950	2	N/A		
NP13DCB	18	PK	TXL	3673333C1	3704182C1	1950	4	N/A		
NP11-GC	18	WH	TXL	3673333C1	3704182C1	1950	6	N/A		
NP5DZ(+)	18	YL	TXL	3673333C1	3704182C1	1950	8	N/A		
NP5DZ(-)	18	GN	TXL	3673333C1	3704182C1	1950	9	N/A		
NP91	20	-	TXL	3673333C1	3704182C1	1950	16	N/A		
KA18	18	PK	TXL	3710089C1		2000	1	2644038R1		
YP58T	18	BN	TXL	3544692C1	3544688C1	2000	1	N/A		
YS58T	18	BN	TXL	3544692C1	3544688C1	2000	1	N/A		
KA18	18	PK	TXL	3710089C1		2000	1	2644038R1		
SM86F	18	LTGN	TXL	3544692C1	3544688C1	2000	2	N/A		
AD63-GA	16	WH	TXL	3544694C1	3544688C1	2000	3	N/A		
AE63-GA	16	WH	TXL	3544694C1	3544688C1	2000	3	N/A		
WF63	18	DKBL	TXL	3544692C1	3544688C1	2000	4	N/A		

Circuit Number	Gauge	Color	Insulation	Terminal / Splice Number	Connector Part number	Connector Number	Cavity	Seal/Sleeve	Lock 1	Lock 2
WG63BD	18	DKBL	TXL	3544692C1	3544688C1	2000	4	N/A		
WJ63BD	18	DKBL	TXL	3544692C1	3544688C1	2000	4	N/A		
AA63BD	18	DKBL	TXL	3544692C1	3544688C1	2000	5	N/A		
9B5F(-)	18	GN	TXL	3544692C1	3544688C1	2000	9	N/A		
9C5F(-)	18	GN	TXL	3544692C1	3544688C1	2000	9	N/A		
GF5F(-)	18	GN	TXL	3544692C1	3544688C1	2000	9	N/A		
9B5F(+)	18	YL	TXL	3544692C1	3544688C1	2000	10	N/A		
9C5F(+)	18	YL	TXL	3544692C1	3544688C1	2000	10	N/A		
GF5F(+)	18	YL	TXL	3544692C1	3544688C1	2000	10	N/A		
KA18S	18	PK	TXL	3710089C1		2001	1	2644038R1		
KA18S	18	PK	TXL	3710089C1		2001	1	2644038R1		
ZR12U	12	LTBL	TXL	3546091C	3554817C1	2021	A	N/A		
ZR12-GB	12	WH	TXL	3546091C1	3554817C1	2021	B	N/A		
NE14A	20	PK	TXL	3535805C1	3833917C1	2224	1	N/A		
ND10AA	20	WH	TXL	3535805C1	3833917C1	2224	2	N/A		
NC12B	20	LTBL	TXL	3535805C1	3833917C1	2224	3	N/A		
ND10AB	20	WH	TXL	3535805C1	3833917C1	2224	5	N/A		
ND9A	20	WH	TXL	3867325C1	3834322C1	2225	1	N/A		
NG5L(+)	20	YL	193	3867325C1	3834322C1	2225	8	N/A		
ND10AC	20	WH	TXL	3867325C1	3834322C1	2225	10	N/A		
NE86AA	20	LTGN	TXL	3867325C1	3834322C1	2225	11	N/A		
NE86AB	20	LTGN	TXL	3867325C1	3834322C1	2225	12	N/A		
NE86AC	20	LTGN	TXL	3867325C1	3834322C1	2225	13	N/A		
NE86AD	20	LTGN	TXL	3867325C1	3834322C1	2225	14	N/A		
ND10AD	20	LTGN	TXL	3867325C1	3834322C1	2225	15	N/A		
NG5L(-)	20	GN	193	3867325C1	3834322C1	2225	16	N/A		
AA63B	16	DKBL	TXL	3534165C1	3533975C1	2312	A	N/A		
AA9BAA	16	GY	TXL	3534165C1	3533975C1	2312	B	N/A		
SP86BA	18	LTGN	TXL	3534164C1	3533975C1	2312	C	N/A		
SP86CA	18	LTGN	TXL	3534164C1	3533975C1	2312	D	N/A		
AA63C	16	DKBL	TXL	3534165C1	3533975C1	2313	A	N/A		
AA9BAB	16	GY	TXL	3534165C1	3533975C1	2313	B	N/A		
SP86DA	18	LTGN	TXL	3534164C1	3533975C1	2313	C	N/A		
SP86EA	18	LTGN	TXL	3534164C1	3533975C1	2313	D	N/A		
SR86A(-)	20	LTGN	TXL	3834457C1	3811207C1	2505	1	N/A		
SR86A(+)	20	LTGN	TXL	3834457C1	3811207C1	2505	2	N/A		
9V5BB(-)	18	GN	TXL	1661212C1	2005836C1	2600	A	N/A		
9Z5BB(-)	18	GN	TXL	1661212C1	2005836C1	2600	A	N/A		
9V5BB(+)	18	YL	TXL	1661212C1	2005836C1	2600	B	N/A		
9Z5BB(+)	18	YL	TXL	1661212C1	2005836C1	2600	B	N/A		
RD81D	12	RD	TXL	3534167C1	2005836C1	2600	C	N/A		
RD81DA	12	RD	TXL	3534167C1	2005836C1	2600	D	N/A		
RD81-GD	12	WH	TXL	3534167C1	2005836C1	2600	E	N/A		
RD81-GDA	12	WH	TXL	3534167C1	2005836C1	2600	F	N/A		
WJ63BE	18	DKBL	TXL	1661212C1	2005836C1	2600	G	N/A		
WJ63-GC	12	WH	TXL	3534167C1	2005836C1	2600	H	N/A		
QK11-GGA	18	WH	TXL	1661261C1	1661259C1	2996	A	N/A		
QS11-GGA	18	WH	TXL	1661261C1	1661259C1	2996	A	N/A		
QU11-GGA	18	WH	TXL	1661261C1	1661259C1	2996	A	N/A		
QZ11-GGA	18	WH	TXL	1661261C1	1661259C1	2996	A	N/A		
QK11-GG	18	WH	TXL	1661261C1	1661259C1	2996	B	N/A		
QS11-GG	18	WH	TXL	1661261C1	1661259C1	2996	B	N/A		
QU11-GG	18	WH	TXL	1661261C1	1661259C1	2996	B	N/A		
QZ11-GG2	18	WH	TXL	1661261C1	1661259C1	2996	B	N/A		

Circuit Number	Gauge	Color	Insulation	Terminal / Splice Number	Connector Part number	Connector Number	Cavity	Seal/Sleeve	Lock 1	Lock 2
QK11-GAA	18	WH	TXL	1661262C1	1661260C1	2997	A	N/A		
QS11-GAA	18	WH	TXL	1661262C1	1661260C1	2997	A	N/A		
QU11-GAA	18	WH	TXL	1661262C1	1661260C1	2997	A	N/A		
QZ11-GAA	18	WH	TXL	1661262C1	1661260C1	2997	A	N/A		
QK11-GA	18	WH	TXL	1661262C1	1661260C1	2997	B	N/A		
QS11-GA	18	WH	TXL	1661262C1	1661260C1	2997	B	N/A		
QU11-GA	18	WH	TXL	1661262C1	1661260C1	2997	B	N/A		
QZ11-GA2	18	WH	TXL	1661262C1	1661260C1	2997	B	N/A		
QK11-GHA	18	WH	TXL	1661261C1	1661259C1	2998	A	N/A		
QS11-GHA	18	WH	TXL	1661261C1	1661259C1	2998	A	N/A		
QU11-GHA	18	WH	TXL	1661261C1	1661259C1	2998	A	N/A		
QZ11-GHA	18	WH	TXL	1661261C1	1661259C1	2998	A	N/A		
QK11-GH	18	WH	TXL	1661261C1	1661259C1	2998	B	N/A		
QS11-GH	18	WH	TXL	1661261C1	1661259C1	2998	B	N/A		
QU11-GH	18	WH	TXL	1661261C1	1661259C1	2998	B	N/A		
QZ11-GH2	18	WH	TXL	1661261C1	1661259C1	2998	B	N/A		
QK11-GBA	18	WH	TXL	1661262C1	1661260C1	2999	A	N/A		
QS11-GBA	18	WH	TXL	1661262C1	1661260C1	2999	A	N/A		
QU11-GBA	18	WH	TXL	1661262C1	1661260C1	2999	A	N/A		
QZ11-GBA	18	WH	TXL	1661262C1	1661260C1	2999	A	N/A		
QK11-GB	18	WH	TXL	1661262C1	1661260C1	2999	B	N/A		
QS11-GB	18	WH	TXL	1661262C1	1661260C1	2999	B	N/A		
QU11-GB	18	WH	TXL	1661262C1	1661260C1	2999	B	N/A		
QZ11-GB2	18	WH	TXL	1661262C1	1661260C1	2999	B	N/A		
QG11-GCA	18	WH	TXL	1661262C1	1661260C1	3000	A	N/A		
QM11-GCA	18	WH	TXL	1661262C1	1661260C1	3000	A	N/A		
QG11-GC	18	WH	TXL	1661262C1	1661260C1	3000	B	N/A		
QM11-GC	18	WH	TXL	1661262C1	1661260C1	3000	B	N/A		
RK78D	14	BK	TXL	333733C1	899167R1	3001	A	N/A		
QG11-GJA	18	WH	TXL	1661261C1	1661259C1	3002	A	N/A		
QM11-GJA	18	WH	TXL	1661261C1	1661259C1	3002	A	N/A		
QG11-GJ	18	WH	TXL	1661261C1	1661259C1	3002	B	N/A		
QM11-GJ	18	WH	TXL	1661261C1	1661259C1	3002	B	N/A		
RK78H	14	BK	TXL	333733C1	899167R1	3004	A	N/A		
RK78-GE	12	WH	TXL	333734C1	899167R1	3005	A	N/A		
MG14L	10	RD	GXL	3515522C1	3525613C1	4004	A	3515525C1		
MG14L	10	RD	GXL	3515522C1	3525613C1	4004	A	3515525C1		
MH103C	12	LTGN	TXL	3614762C1	3525613C1	4004	B	3541256C1		
MG103C	12	LTGN	TXL	3614762C1	3525613C1	4004	B	3541256C1		
KH10-GA	8	WH	GXL	373756C2		4007	1	2644054R1		
ND90B	18	GY	TXL	3522190C1	3522187C1	4037	1	3522193C1		
MV90B	18	GY	TXL	3522190C1	3522187C1	4037	1	3522193C1		
ND94BF	18	GY	TXL	3522190C1	3522187C1	4037	2	3522193C1		
MV94BF	18	GY	TXL	3522190C1	3522187C1	4037	2	3522193C1		
ND10-GV	16	WH	GXL	2036586C1	2036583C1	4038	A	N/A		
MV10-GV	16	WH	GXL	2036586C1	2036583C1	4038	A	N/A		
ND90H	16	GY	GXL	2036586C1	2036583C1	4038	B	N/A		
MV90H	16	GY	GXL	2036586C1	2036583C1	4038	B	N/A		
PF92(+)	18	YL	TXL	3618272C1	6112506C1	4060	1	N/A		
UD92(+)	18	DKBL	TXL	3618272C1	6112506C1	4060	1	N/A		
KH5TC(+)	18	YL	TXL	3618272C1	6112506C1	4060	1	N/A		
PF92(-)	18	GN	TXL	3618272C1	6112506C1	4060	2	N/A		
UD92(-)	18	GY	TXL	3618272C1	6112506C1	4060	2	N/A		
KH5TC(-)	18	GN	TXL	3618272C1	6112506C1	4060	2	N/A		

Circuit Number	Gauge	Color	Insulation	Terminal / Splice Number	Connector Part number	Connector Number	Cavity	Seal/Sleeve	Lock 1	Lock 2
AD41	18	TN	TXL	3618272C1	6112506C1	4060	3	N/A		
KA41	18	TN	TXL	3618272C1	6112506C1	4060	3	N/A		
RA14A	12	RD	TXL	3612308C1	6112506C1	4060	4	N/A		
RA14A	12	RD	TXL	3612308C1	6112506C1	4060	4	N/A		
RA14-G	12	WH	TXL	3612308C1	6112506C1	4060	5	N/A		
RA14-G	12	WH	TXL	3612308C1	6112506C1	4060	5	N/A		
AE26B	18	TN	GXL	3618272C1	6112506C1	4060	6	N/A		
AE26B	18	TN	GXL	3618272C1	6112506C1	4060	6	N/A		
AE26A	18	TN	GXL	3618272C1	6112506C1	4060	7	N/A		
AE26A	10	WH	TXL	3612308C1	6112506C1	4060	7	N/A		
AD41-G	18	TN	TXL	3618272C1	6112506C1	4060	8	N/A		
KA41-G	18	TN	TXL	3618272C1	6112506C1	4060	8	N/A		
MH103D	12	LTGN	GXL	N/A	BLUNT_SL_V	4069	A	N/A		
MG103D	12	LTGN	GXL	N/A	BLUNT_SL_V	4069	A	N/A		
SK44J	18	GY	GXL	1661875C1	1661777C1	4070	C	1661872C1		
PC44J	18	GY	GXL	1661875C1	1661777C1	4070	C	1661872C1		
SK44K	18	GY	GXL	1661875C1	1661777C1	4070	D	1661872C1		
PC44K	18	GY	GXL	1661875C1	1661777C1	4070	D	1661872C1		
SK44K	18	GY	GXL	2033819C1	1671610C1	4071	A	1652325C1		
PC44K	18	GY	GXL	2033819C1	1671610C1	4071	A	1652325C1		
SK44L	18	GY	GXL	2033819C1	1671610C1	4071	B	1652325C1		
PC44L	18	GY	GXL	2033819C1	1671610C1	4071	B	1652325C1		
XA94-GA	12	WH	TXL	3581768C1		4081	1	2644038R1		
XC90-D	14	GY	TXL	3581768C1		4081	1	2644038R1		
XD90-GD	14	GY	TXL	3581768C1		4081	1	2644038R1		
XE94-GC	12	WH	GXL	3581768C1		4081	1	2644038R1		
XX90-D	14	GY	TXL	3581768C1		4081	1	2644038R1		
MH26DA	18	TN	GXL	3518963C1	3553404C1	4087	6	N/A		
MH5CC(+)	18	YL	TXL	3727971C1	3553404C1	4087	7	N/A		
MH5CC(-)	18	GN	TXL	3727971C1	3553404C1	4087	8	N/A		
MH26B	18	TN	TXL	3727971C1	3553404C1	4087	10	N/A		
MH26A	18	TN	TXL	3727971C1	3553404C1	4087	11	N/A		
MH11-GBA	18	WH	TXL	3727971C1	3553404C1	4087	12	N/A		
QA23ED	18	TN	TXL	1661875C1	3522251C1	4120	A	3568570C1		
QA23BE	18	TN	TXL	1661875C1	3522251C1	4120	B	3568570C1		
QA23CB	18	TN	TXL	1661875C1	3522251C1	4120	C	3568570C1		
QA23DE	18	PK	TXL	1661875C1	3522251C1	4120	D	3568570C1		
QA23EF	18	TN	TXL	1661875C1	3522251C1	4120	E	3568570C1		
MY11-G	12	WH	TXL	3581768C1		4307	1	2644038R1		
MZ11-G	12	WH	TXL	3581768C1		4307	1	2644038R1		
RA11-G	12	WH	TXL	3581768C1		4307	1	2644038R1		
RB11-G	12	WH	TXL	3581768C1		4307	1	2644038R1		
MY11-G	12	WH	TXL	3581768C1		4307	1	2644038R1		
MZ11-G	12	WH	TXL	3581768C1		4307	1	2644038R1		
SK40B-G	14	WH	TXL	3581768C1		4307	1	2644038R1		
MT78-GC	16	WH	GXL	3549254C1		4308	1	2644038R1		
MT78-GC	16	WH	GXL	3549254C1		4308	1	2644038R1		
MN14C	4	RD	SGX	3517757C1	3517760C1	4411	A	N/A		
MN14C	4	RD	SGX	3517757C1	3517760C1	4411	A	N/A		
MU14CA	4	RD	SGX	3517757C1	3517760C1	4414	A	N/A		
MU14CA	4	RD	SGX	3517757C1	3517760C1	4414	A	N/A		
AA82DJ	16	GY	TXL	2033819C1	1661375C2	4500	A	1652325C1		
AA82JJ	16	GY	TXL	2033819C1	1661375C2	4500	B	1652325C1		
AA82-GJ	16	GY	TXL	2033819C1	1661375C2	4500	C	1652325C1		

Circuit Number	Gauge	Color	Insulation	Terminal / Splice Number	Connector Part number	Connector Number	Cavity	Seal/Sleeve	Lock 1	Lock 2
AA82KJ	16	GY	TXL	2033819C1	1661375C2	4500	D	1652325C1		
AA82LJ	16	GY	TXL	2033819C1	1661375C2	4500	E	1652325C1		
HZ14-FL	8	LTBL	FUS		373746C2	4800	1	2644054R1		
SH44Y	16	GY	TXL	2033819C1	1671610C1	4905	A	1652325C1		
SJ44Y	16	GY	TXL	2033819C1	1671610C1	4905	A	1652325C1		
NL44Y	16	GY	TXL	2033819C1	1671610C1	4905	A	1652325C1		
NM44Y	16	GY	TXL	2033819C1	1671610C1	4905	A	1652325C1		
SH44W	16	WH	TXL	2033819C1	1671610C1	4905	B	1652325C1		
SJ44-GW	16	WH	TXL	2033819C1	1671610C1	4905	B	1652325C1		
NL44W	16	GY	TXL	2033819C1	1671610C1	4905	B	1652325C1		
NM44-GW	16	WH	TXL	2033819C1	1671610C1	4905	B	1652325C1		
SH44W	16	WH	TXL	1661875C1	3525872C1	4906	A	1661872C1		
NL44W	16	GY	TXL	1661875C1	3525872C1	4906	A	1661872C1		
SH92#101	18	TN	TXL	1661875C1	3525872C1	4906	B	3568570C1		
NL92#101	18	TN	TXL	1661875C1	3525872C1	4906	B	3568570C1		
SH92#103	18	TN	TXL	1661875C1	3525872C1	4906	D	3568570C1		
NL92#103	18	TN	TXL	1661875C1	3525872C1	4906	D	3568570C1		
SH11-GW	16	WH	TXL	1661875C1	3525872C1	4906	E	1661872C1		
NL11-GW	16	WH	TXL	1661875C1	3525872C1	4906	E	1661872C1		
SH89AR	18	PK	TXL	1661875C1	3525872C1	4906	G	3568570C1		
SH89CE	18	VT	TXL	1661875C1	3525872C1	4906	H	3568570C1		
RD94BD	16	BN	TXL	3679224C1	3678796C1	4950	1	3601687C1		
RD94BE	16	YL	TXL	3679224C1	3678796C1	4950	2	3601687C1		
UD94BD	16	BN	TXL	3679224C1	3678796C1	4952	1	3601687C1		
UD94BE	16	YL	TXL	3679224C1	3678796C1	4952	2	3601687C1		
VB70BJ	16	OR	TXL	3613770C1	3626438C1	4962	1	N/A		
VB68BJ	16	BN	TXL	3613770C1	3626438C1	4962	2	N/A		
NL41D	18	BK	GXL	1661875C1	3522068C1	5899	A	1661872C1		
NL41E	18	GY	GXL	1661875C1	3522068C1	5899	B	1661872C1		
KA14A5	16	RD	TXL	3743666C1	3945694C1	6000	1	N/A		
KA14A5	16	RD	TXL	3743666C1	3945694C1	6000	1	N/A		
KA95GBE	16	BK	TXL	3743666C1	3945694C1	6000	3	N/A		
KA95GBE	16	TN	TXL	3743666C1	3945694C1	6000	3	N/A		
KA13B	18	PK	TXL	3743666C1	3945694C1	6000	5	N/A		
KA13B	18	PK	TXL	3743666C1	3945694C1	6000	5	N/A		
VJ95F	20	TN	TXL	3743668C1	3945694C1	6000	6	N/A		
VL95F	20	TN	TXL	3743668C1	3945694C1	6000	6	N/A		
KP6A	20	TN	TXL	3743668C1	3945694C1	6000	8	N/A		
VG6A	20	TN	TXL	3743668C1	3945694C1	6000	8	N/A		
VY6A	20	TN	TXL	3743668C1	3945694C1	6000	8	N/A		
AB6A	20	GY	TXL	3743668C1	3945694C1	6000	8	N/A		
AF6A	20	GY	TXL	3743668C1	3945694C1	6000	8	N/A		
AH6A	20	GY	TXL	3743668C1	3945694C1	6000	8	N/A		
KP6A	20	GY	TXL	3743668C1	3945694C1	6000	8	N/A		
VG6A	20	PL	TXL	3743668C1	3945694C1	6000	8	N/A		
VX6A	20	GY	TXL	3743668C1	3945694C1	6000	8	N/A		
VJ97C	20	PL	TXL	3743668C1	3945694C1	6000	9	N/A		
VJ97C	20	PL	TXL	3743668C1	3945694C1	6000	9	N/A		
VJ99B	20	PL	TXL	3743668C1	3945694C1	6000	10	N/A		
VJ99B	20	PL	TXL	3743668C1	3945694C1	6000	10	N/A		
KR46B	20	GY	TXL	3743668C1	3945694C1	6000	12	N/A		
VW46B	20	GY	TXL	3743668C1	3945694C1	6000	12	N/A		
KR46B	20	GY	TXL	3743668C1	3945694C1	6000	12	N/A		
KY46B	20	GY	TXL	3743668C1	3945694C1	6000	12	N/A		

Circuit Number	Gauge	Color	Insulation	Terminal / Splice Number	Connector Part number	Connector Number	Cavity	Seal/Sleeve	Lock 1	Lock 2
VW46B	20	GY	TXL	3743668C1	3945694C1	6000	12	N/A		
VA95	20	TN	TXL	3743668C1	3945694C1	6000	13	N/A		
VB95	20	TN	TXL	3743668C1	3945694C1	6000	13	N/A		
VA95	20	TN	TXL	3743668C1	3945694C1	6000	13	N/A		
VJ95K	20	TN	150	3743668C1	3945694C1	6000	16	N/A		
VK95K	20	TN	150	3743668C1	3945694C1	6000	16	N/A		
KR46A	20	GY	TXL	3743668C1	3945694C1	6000	19	N/A		
VW46A	20	GY	TXL	3743668C1	3945694C1	6000	19	N/A		
KR46A	20	GY	TXL	3743668C1	3945694C1	6000	19	N/A		
KY46A	20	GY	TXL	3743668C1	3945694C1	6000	19	N/A		
VW46A	20	GY	TXL	3743668C1	3945694C1	6000	19	N/A		
KW5(+)	20	YL	193	3743668C1	3945694C1	6000	22	N/A		
NC5H(+)	20	YL	193	3743668C1	3945694C1	6000	22	N/A		
PB5B(+)	20	YL	193	3743668C1	3945694C1	6000	22	N/A		
PC5B(+)	20	YL	193	3743668C1	3945694C1	6000	22	N/A		
P55A(+)	20	YL	193	3743668C1	3945694C1	6000	22	N/A		
RT5B(+)	20	YL	193	3743668C1	3945694C1	6000	22	N/A		
SB5B(+)	20	YL	193	3743668C1	3945694C1	6000	22	N/A		
KW5(+)	20	YL	193	3743668C1	3945694C1	6000	22	N/A		
KX5(+)	20	YL	193	3743668C1	3945694C1	6000	22	N/A		
PC5D(+)	20	YL	193	3743668C1	3945694C1	6000	22	N/A		
SB5B(+)	20	YL	193	3743668C1	3945694C1	6000	22	N/A		
KA14A4	16	RD	TXL	3743666C1	3945694C1	6000	25	N/A		
KA14A4	16	RD	TXL	3743666C1	3945694C1	6000	25	N/A		
KA14A3	16	RD	TXL	3743666C1	3945694C1	6000	26	N/A		
KA14A3	16	RD	TXL	3743666C1	3945694C1	6000	26	N/A		
KA14A2	16	RD	TXL	3743666C1	3945694C1	6000	27	N/A		
KA14A2	16	RD	TXL	3743666C1	3945694C1	6000	27	N/A		
KA14A1	16	RD	TXL	3743666C1	3945694C1	6000	28	N/A		
KA14A1	16	RD	TXL	3743666C1	3945694C1	6000	28	N/A		
KR97AR	20	PL	TXL	3743668C1	3945694C1	6000	30	N/A		
VW97AR	20	PL	TXL	3743668C1	3945694C1	6000	30	N/A		
KR97AR	20	PL	TXL	3743668C1	3945694C1	6000	30	N/A		
KY97AR	20	PL	TXL	3743668C1	3945694C1	6000	30	N/A		
VW97AR	20	PL	TXL	3743668C1	3945694C1	6000	30	N/A		
VJ9A	20	TN	150	3743668C1	3945694C1	6000	32	N/A		
KT9A	20	GY	TXL	3743668C1	3945694C1	6000	32	N/A		
KZ9A	20	GY	TXL	3743668C1	3945694C1	6000	32	N/A		
VJ97B	20	PL	TXL	3743668C1	3945694C1	6000	33	N/A		
VJ97B	20	PL	TXL	3743668C1	3945694C1	6000	33	N/A		
KA34	20	TN	TXL	3743668C1	3945694C1	6000	35	N/A		
KT34	20	TN	TXL	3743668C1	3945694C1	6000	35	N/A		
KZ34A	20	TN	TXL	3743668C1	3945694C1	6000	35	N/A		
VJ95B	20	TN	TXL	3743668C1	3945694C1	6000	38	N/A		
VL95AT2	20	TN	TXL	3743668C1	3945694C1	6000	38	N/A		
VJ95A1	20	TN	TXL	3743668C1	3945694C1	6000	39	N/A		
VL95A52	20	TN	TXL	3743668C1	3945694C1	6000	39	N/A		
VJ95AU2	20	TN	TXL	3743668C1	3945694C1	6000	40	N/A		
VL95AU2	20	TN	TXL	3743668C1	3945694C1	6000	40	N/A		
VJ95	20	TN	150	3743668C1	3945694C1	6000	41	N/A		
VK95BA	20	TN	150	3743668C1	3945694C1	6000	41	N/A		
VJ95A	20	TN	150	3743668C1	3945694C1	6000	42	N/A		
VK95BC	20	TN	150	3743668C1	3945694C1	6000	42	N/A		
KW5(-)	20	GN	193	3743668C1	3945694C1	6000	46	N/A		

Circuit Number	Gauge	Color	Insulation	Terminal / Splice Number	Connector Part number	Connector Number	Cavity	Seal/Sleeve	Lock 1	Lock 2
NC5H(-)	20	GN	193	3743668C1	3945694C1	6000	46	N/A		
PB5B(-)	20	GN	193	3743668C1	3945694C1	6000	46	N/A		
PC5B(-)	20	GN	193	3743668C1	3945694C1	6000	46	N/A		
PS5A(-)	20	GN	193	3743668C1	3945694C1	6000	46	N/A		
RT5B(-)	20	GN	193	3743668C1	3945694C1	6000	46	N/A		
SB5B(-)	20	GN	193	3743668C1	3945694C1	6000	46	N/A		
KW5(-)	20	GN	193	3743668C1	3945694C1	6000	46	N/A		
KX5(-)	20	GN	193	3743668C1	3945694C1	6000	46	N/A		
PC5D(-)	20	GN	193	3743668C1	3945694C1	6000	46	N/A		
SB5B(-)	20	GN	193	3743668C1	3945694C1	6000	46	N/A		
KA10-GA	16	WH	TXL	3743666C1	3945694C1	6000	49	N/A	1664408C1	
KA10-GA	16	WH	TXL	3743666C1	3945694C1	6000	49	N/A		
KA10-GB	16	WH	TXL	3743666C1	3945694C1	6000	50	N/A		
KA10-GB	16	WH	TXL	3743666C1	3945694C1	6000	50	N/A		
KA10-GC	16	WH	TXL	3743666C1	3945694C1	6000	51	N/A	2039342C1	
KA10-GC	16	WH	TXL	3743666C1	3945694C1	6000	51	N/A		
KA10-GD	16	WH	TXL	3743666C1	3945694C1	6000	52	N/A		
KA10-GD	16	WH	TXL	3743666C1	3945694C1	6000	52	N/A		
VJ95EL	18	TN	150	3743666C1	3945694C1	6000	53	N/A		
VK95DVL	20	TN	150	3743668C1	3945694C1	6000	53	N/A		
VJ95N	20	TN	TXL	3743668C1	3945694C1	6000	54	N/A		
VL95E	20	TN	TXL	3743668C1	3945694C1	6000	54	N/A		
KA95AA	20	TN	TXL	3743668C1	3945694C1	6000	57	N/A		
AA95AA	20	TN	TXL	3743668C1	3945694C1	6000	57	N/A		
AC23-G1	20	TN	TXL	3743668C1	3945694C1	6000	57	N/A		
KM47C	20	GY	TXL	3743668C1	3945694C1	6000	59	N/A		
BA47A	20	GY	TXL	3743668C1	3945694C1	6000	59	N/A		
KM47C	20	GY	TXL	3743668C1	3945694C1	6000	59	N/A		
KM47B	20	GY	TXL	3743668C1	3945694C1	6000	60	N/A		
BA47	20	GY	TXL	3743668C1	3945694C1	6000	60	N/A		
KM47B	20	GY	TXL	3743668C1	3945694C1	6000	60	N/A		
VJ97N	20	PL	TXL	3743668C1	3945694C1	6000	61	N/A		
VJ97N	20	PL	TXL	3743668C1	3945694C1	6000	61	N/A		
KB9	20	GY	TXL	3743668C1	3945694C1	6000	62	N/A		
KC9A	20	GY	TXL	3743668C1	3945694C1	6000	62	N/A		
VX9A	20	GY	TXL	3743668C1	3945694C1	6000	62	N/A		
KB9-G	20	GY	TXL	3743668C1	3945694C1	6000	62	N/A		
KR99A	20	PL	TXL	3743668C1	3945694C1	6000	63	N/A		
VW99A	20	PL	TXL	3743668C1	3945694C1	6000	63	N/A		
KR99A	20	PL	TXL	3743668C1	3945694C1	6000	63	N/A		
KY99A	20	PL	TXL	3743668C1	3945694C1	6000	63	N/A		
VW99A	20	PL	TXL	3743668C1	3945694C1	6000	63	N/A		
VJ97M	20	PL	TXL	3743668C1	3945694C1	6000	64	N/A		
VJ97M	20	PL	TXL	3743668C1	3945694C1	6000	64	N/A		
AB41A	20	TN	TXL	3743668C1	3945694C1	6000	65	N/A		
AD41A	20	TN	TXL	3743668C1	3945694C1	6000	65	N/A		
KA41A	20	TN	TXL	3743668C1	3945694C1	6000	65	N/A		
KR97XG	20	GY	TXL	3743668C1	3945694C1	6000	66	N/A		
VW97XG	20	GY	TXL	3743668C1	3945694C1	6000	66	N/A		
KR97XG	20	GY	TXL	3743668C1	3945694C1	6000	66	N/A		
KY97XG	20	GY	TXL	3743668C1	3945694C1	6000	66	N/A		
VW97XG	20	GY	TXL	3743668C1	3945694C1	6000	66	N/A		
KR99F	20	PL	TXL	3743668C1	3945694C1	6000	67	N/A		
VW99F	20	PL	TXL	3743668C1	3945694C1	6000	67	N/A		

Circuit Number	Gauge	Color	Insulation	Terminal / Splice Number	Connector Part number	Connector Number	Cavity	Seal/Sleeve	Lock 1	Lock 2
KR99F	20	PL	TXL	3743668C1	3945694C1	6000	67	N/A		
KY99F	20	PL	TXL	3743668C1	3945694C1	6000	67	N/A		
VW99F	20	PL	TXL	3743668C1	3945694C1	6000	67	N/A		
KR97XC	20	TN	TXL	3743668C1	3945694C1	6000	70	N/A		
VW97XC	20	TN	TXL	3743668C1	3945694C1	6000	70	N/A		
KR97XC	20	TN	TXL	3743668C1	3945694C1	6000	70	N/A		
KY97XC	20	TN	TXL	3743668C1	3945694C1	6000	70	N/A		
VW97XC	20	TN	TXL	3743668C1	3945694C1	6000	70	N/A		
KA10-GE	16	WH	TXL	3743666C1	3945694C1	6000	73	N/A	3525875C1	
KA10-GE	16	WH	TXL	3743666C1	3945694C1	6000	73	N/A		
KA18	18	PK	TXL	3743666C1	3945694C1	6000	75	N/A		
KA18	18	PK	TXL	3743666C1	3945694C1	6000	75	N/A		
KA18R	18	PK	TXL	3743666C1	3945694C1	6000	76	N/A		
KA18R	18	PK	TXL	3743666C1	3945694C1	6000	76	N/A		
VJ95EH	18	TN	150	3743666C1	3945694C1	6000	77	N/A		
VK95DVH	20	TN	150	3743668C1	3945694C1	6000	77	N/A		
AC23	20	TN	TXL	3743668C1	3945694C1	6000	78	N/A		
AC23	20	TN	TXL	3743668C1	3945694C1	6000	78	N/A		
KA95A	20	TN	TXL	3743668C1	3945694C1	6000	79	N/A		
KA95SB	20	TN	TXL	3743668C1	3945694C1	6000	79	N/A		
VJ95AB	20	TN	TXL	3743668C1	3945694C1	6000	82	N/A		
VL95AC	20	TN	TXL	3743668C1	3945694C1	6000	82	N/A		
VW97XH	20	PL	TXL	3743668C1	3945694C1	6000	83	N/A		
KF97XH	20	PL	TXL	3743668C1	3945694C1	6000	83	N/A		
VW97XH	20	PL	TXL	3743668C1	3945694C1	6000	83	N/A		
KR99B	20	PL	TXL	3743668C1	3945694C1	6000	90	N/A		
VW46C	20	GY	TXL	3743668C1	3945694C1	6000	90	N/A		
KF46C	20	GY	TXL	3743668C1	3945694C1	6000	90	N/A		
KY99B	20	PL	TXL	3743668C1	3945694C1	6000	90	N/A		
VW99B	20	GY	TXL	3743668C1	3945694C1	6000	90	N/A		
KR99C	20	PL	TXL	3743668C1	3945694C1	6000	94	N/A		
VW99C	20	PL	TXL	3743668C1	3945694C1	6000	94	N/A		
KR99C	20	PL	TXL	3743668C1	3945694C1	6000	94	N/A		
KY99C	20	PL	TXL	3743668C1	3945694C1	6000	94	N/A		
VW99C	20	PL	TXL	3743668C1	3945694C1	6000	94	N/A		
XS90H	14	GY	GXL	1661707C1	1667639C1	6060	A	N/A		
XS90HA	16	GY	GXL	1661707C1	1667639C1	6060	B	N/A		
XS90CA	16	GY	GXL	2036586C1	2036584C1	6061	A	N/A		
XS90-G	16	WH	GXL	2036586C1	2036584C1	6061	B	N/A		
XS90-GA	12	WH	GXL	3581768C1		6062	1	2644038R1		
XS9AB	18	GY	TXL	2036586C1	2036583C1	6063	A	N/A		
XS90P	18	GY	GXL	2036586C1	2036583C1	6063	B	N/A		
XS90L	16	GY	TXL	3757932C1	3602747C1	6065	1	N/A		
XS90N	16	GY	TXL	3757932C1	3602747C1	6065	2	N/A		
XS14B	8	GY	GXL	3700153C1	3537133C1	6066	A	3537135C1		
XS090F	10	GY	TXL	3607170C1		6067	1	2644002R1		
XS90H	14	GY	GXL	3607170C1		6067	1	2644002R1		
XS014	10	RD	TXL	1661708C1	1661747C91	6068	1	N/A		
XS90A	16	GY	TXL	3895713C1	1661747C91	6068	2	N/A		
XS090F	10	GY	TXL	1661708C1	1661747C91	6068	4	N/A		
XS90K	16	GY	TXL	3895713C1	1661747C91	6068	5	N/A		
XS90-GM	10	WH	GXL	3867524C1		6069	1	2644005R1		
XS90NA	14	GY	GXL	1661707C1	1667639C1	6070	A	N/A		
XS90NB	14	GY	GXL	1661707C1	1667639C1	6070	B	N/A		

Circuit Number	Gauge	Color	Insulation	Terminal / Splice Number	Connector Part number	Connector Number	Cavity	Seal/Sleeve	Lock 1	Lock 2
XS90LA	16	GY	TXL	879630R1	598839C1	6071	A	N/A		
XS90J	18	GY	TXL	879630R1	598839C1	6071	B	N/A		
XS90KA	16	GY	TXL	879630R1	598839C1	6071	C	N/A		
KA13D	14	PK	GXL	1661707C1	1667639C1	6100	A	N/A		
KV13C	14	PK	GXL	1661707C1	1667639C1	6100	A	N/A		
KA13A	14	PK	GXL	1661707C1	1667639C1	6100	B	N/A		
KA13A	14	PK	GXL	1661707C1	1667639C1	6100	B	N/A		
SK40A	14	GY	TXL	587575C1	587568C91	6102	A	1652325C1		
SK40B	14	GY	TXL	587575C1	587568C91	6102	B	1652325C1		
SK40B	14	GY	TXL	587577C1	587567C91	6103	A	1652325C1		
SK40B-G	14	WH	TXL	587577C1	587567C91	6103	B	1652325C1		
AG77-G	18	WH	TXL	2033819C1	1671610C1	6200	A	3517771C1		
AH77-G	18	WH	TXL	2033819C1	1671610C1	6200	A	3517771C1		
KK77-G	18	LTGN	TXL	2033819C1	1671610C1	6200	A	3517771C1		
KK77	18	LTGN	TXL	2033819C1	1671610C1	6200	B	3517771C1		
KK77	18	LTGN	TXL	2033819C1	1671610C1	6200	B	3517771C1		
KK77-ZV	18	LTGN	TXL	1651943C1	1678137C1	6201	A	N/A		
KK77-ZV	18	LTGN	TXL	1651943C1	1678137C1	6201	A	N/A		
KK77A	18	LTGN	TXL	1651943C1	1678137C1	6201	B	N/A		
KK77A	18	LTGN	TXL	1651943C1	1678137C1	6201	B	N/A		
KK77B	18	LTGN	TXL	1651943C1	1678137C1	6201	C	N/A		
KK77B	18	LTGN	TXL	1651943C1	1678137C1	6201	C	N/A		
TC9AE	18	GY	TXL	1661875C1	3590299C1	6202	A	3568570C1		
TB74J	18	LTGN	TXL	1661875C1	3590299C1	6202	B	3568570C1		
AG11-G1	10	WH	TXL	365684C2		6304	1	2644005R1		
AP11-G1	10	WH	TXL	365684C2		6304	1	2644005R1		
KE11-G1	16	WH	TXL	365680C2		6304	1	2644038R1		
KA10-G	10	WH	GXL	365684C2		6305	1	2644005R1	1673791C1	
KA10-G	10	WH	GXL	365684C2		6305	1	2644005R1		
KA17A	16	PK	TXL	3692844C1		6306	1	2644038R1		
GB17A	16	PK	TXL	3692844C1		6306	1	2644038R1		
AE26A	18	TN	GXL	2033911C1	1669834C1	6332	A	1652325C1		
AE26B	18	TN	GXL	3866603C1		6335	1	2644038R1		
AE26B	18	TN	GXL	3866603C1		6335	1	2644038R1		
KA34A	18	TN	TXL	3554322C1	3662425C1	6401	A	3554318C1		
KT34A	18	TN	TXL	3554322C1	3662425C1	6401	A	3554318C1		
KA34-G	18	TN	TXL	3554322C1	3662425C1	6401	B	3554318C1		
KT34-G	18	TN	TXL	3554322C1	3662425C1	6401	B	3554318C1		
KA14A	10	RD	GXL	3752553C1	6113338C1	6566	1	6113347C1		
KA14A	10	RD	GXL	3752553C1	6113338C1	6566	1	6113347C1		
KX90A	10	RD	GXL	3752553C1	6113338C1	6566	2	6113347C1		
VB18G	10	PK	GXL	3752553C1	6113338C1	6566	3	6113347C1		
KH14S	10	RD	GXL	3752553C1	6113338C1	6566	3	6113347C1		
VJ14B	16	RD	TXL	3830798C1	6113341C1	6567	1	3509903C1		
KA14B	16	RD	TXL	3830798C1	6113341C1	6567	1	3509903C1		
PD14J	16	RD	TXL	3830798C1	6113341C1	6567	4	3509903C1		
NU14AW	12	RD	TXL	3830799C1	6113341C1	6567	7	3509903C1		
PD14C	16	RD	TXL	3830798C1	6113341C1	6567	7	3509903C1		
PH14A	12	RD	TXL	3830799C1	6113341C1	6567	7	3509903C1		
PM14A	12	RD	TXL	3830799C1	6113341C1	6567	7	3509903C1		
PV14A	12	RD	TXL	3830799C1	6113341C1	6567	7	3509903C1		
SM14A	12	RD	TXL	3830799C1	6113341C1	6567	7	3509903C1		
KH14A	12	RD	TXL	3830799C1	6113341C1	6567	7	3575783C1		
PM14A	12	RD	TXL	3830799C1	6113341C1	6567	7	3509903C1		

Circuit Number	Gauge	Color	Insulation	Terminal / Splice Number	Connector Part number	Connector Number	Cavity	Seal/Sleeve	Lock 1	Lock 2
SM14A	12	RD	TXL	3830799C1	6113341C1	6567	7	3509903C1		
RB14A	14	RD	TXL	3830798C1	6113341C1	6567	10	3509903C1		
VJ14A	12	RD	TXL	3830799C1	6113341C1	6567	13	3509903C1		
KA14D	12	RD	TXL	3830799C1	6113341C1	6567	13	3509903C1		
KV14A	12	RD	TXL	3830799C1	6113341C1	6567	14	3509903C1		
KN14A	12	RD	TXL	3830799C1	6113341C1	6567	14	3509903C1		
KS10-G1	10	WH	TXL	1687847C1	3551896C1	6704	A	589390C1		
KD10-G5	10	WH	TXL	1687847C1	3551896C1	6704	A	589390C1		
YA41-GE	10	WH	TXL	1687847C1	3551896C1	6704	A	589390C1		
VJ10-G1	16	WH	150	2033819C1	3551896C1	6704	B	1652325C1		
KG31R	18	GY	GXL	2033819C1	3551896C1	6704	B	1652325C1		
KJ31R	18	GY	GXL	2033819C1	3551896C1	6704	B	1652325C1		
VJ10-G2	14	WH	150	2033816C1	3551896C1	6704	C	1652325C1		
VJ10-G3	18	WH	GXL	2033819C1	3551896C1	6704	D	1652325C1		
PM92#109	18	WH	TXL	2033819C1	3551896C1	6704	D	3517771C1		
SM92#109	18	WH	TXL	2033819C1	3551896C1	6704	D	3517771C1		
VJ10-G4	16	WH	GXL	2033819C1	3551896C1	6704	E	1652325C1		
PM92#169	18	WH	TXL	2033819C1	3551896C1	6704	E	3517771C1		
SM92#169	18	WH	TXL	2033819C1	3551896C1	6704	E	3517771C1		
VJ10-G5	16	WH	GXL	2033819C1	3551896C1	6704	F	1652325C1		
RA14-G	12	WH	TXL	2033816C1	3551896C1	6704	F	589391C1		
VB18B	10	PK	TXL	3753255C1	6105358C1	6709	1	N/A		
AG18E	10	WH	TXL	3753255C1	6105358C1	6709	2	N/A		
AP18E	10	WH	TXL	3753255C1	6105358C1	6709	2	N/A		
VB18C	10	PK	TXL	3512334C1	3512331C91	6710	1	589390C1		
VB18A	18	WH	TXL	2039343C1	3512331C91	6710	2	3517771C1		
VB18B	10	PK	TXL	3512334C1	3512331C91	6710	4	589390C1		
AG18D	18	WH	TXL	2039343C1	3512331C91	6710	5	3517771C1		
AP18D	18	WH	TXL	2039343C1	3512331C91	6710	5	3517771C1		
NL41D	18	BK	GXL	3613771C1	3626435C1	6715	1	N/A	2011364C1	
AB41-G	18	TN	TXL	3618272C1	3924162C1	6715	1	N/A		
NL41E	18	GY	GXL	3613771C1	3626435C1	6715	2	N/A		
AB41	18	TN	TXL	3618272C1	3924162C1	6715	2	N/A		
KB9	20	GY	TXL	3535302C1	3543733C1	6747	A	3535423C1		
KC9B	20	GY	TXL	3535302C1	3543733C1	6747	A	3535423C1		
VX9B	20	GY	TXL	3535302C1	3543733C1	6747	A	3535423C1		
KB9-G	20	GY	TXL	3535302C1	3543733C1	6747	A	3535423C1		
VA95-G	18	WH	GXL	3535303C1	3543733C1	6747	B	3535424C1		
VB95-G	18	WH	GXL	3535303C1	3543733C1	6747	B	3535424C1		
VA95-G	18	WH	GXL	3535303C1	3543733C1	6747	B	3535424C1		
KA34-G	18	TN	TXL	3535303C1	3543733C1	6747	C	3535424C1		
KT34-G	18	TN	TXL	3535303C1	3543733C1	6747	C	3535424C1		
AB41-G	18	TN	TXL	3535303C1	3543733C1	6747	D	3535424C1		
AD41-G	18	TN	TXL	3535303C1	3543733C1	6747	D	3535424C1		
KA41-G	18	TN	TXL	3535303C1	3543733C1	6747	D	3535424C1		
KA95AA	20	TN	TXL	3535302C1	3543733C1	6747	E	3535423C1		
KE11-G1	16	WH	TXL	3535303C1	3543733C1	6747	E	3535424C1		
KH11-G1	16	WH	TXL	3535303C1	3543733C1	6747	E	3535424C1		
VJ95AC	18	TN	TXL	3535303C1	3543733C1	6747	F	3535424C1		
KK77-G	18	LTGN	TXL	3535303C1	3543733C1	6747	F	3535424C1		
AC23-G	20	TN	TXL	3535302C1	3543733C1	6747	G	3535423C1		
KR9B	20	GY	TXL	3535302C1	3543733C1	6747	G	3535423C1		
KY9B-G	20	GY	TXL	3535302C1	3543733C1	6747	G	3535423C1		
VW9B-G	20	GY	TXL	3535302C1	3543733C1	6747	G	3535423C1		

Circuit Number	Gauge	Color	Insulation	Terminal / Splice Number	Connector Part number	Connector Number	Cavity	Seal/Sleeve	Lock 1	Lock 2
KA146	16	GY	TXL	3535303C1	3543733C1	6747	J	3535424C1		
KA146-G	16	GY	TXL	3535303C1	3543733C1	6747	J	3535424C1		
ML9TS	18	GY	TXL	3535303C1	3543733C1	6747	K	3535424C1		
ML9TS	18	GY	TXL	3535303C1	3543733C1	6747	K	3535424C1		
KK77-ZV	18	LTGN	TXL	3535303C1	3543733C1	6747	L	3535424C1		
KK77-ZV	18	LTGN	TXL	3535303C1	3543733C1	6747	L	3535424C1		
CA9T	18	GY	150	3535303C1	3543733C1	6747	M	3535424C1		
FM9C	18	GY	GXL	3535303C1	3543733C1	6747	M	3535424C1		
SJ14HFPA	14	RD	TXL	3566715C1	1661198C1	6900	A	N/A		
SL14HD	16	LTGN	TXL	1661209C1	1661198C1	6900	A	N/A		
SJ11-GA	14	WH	TXL	3566715C1	1661198C1	6900	B	N/A		
SL11GAP	14	WH	TXL	3566715C1	1661198C1	6900	B	N/A		
SJ86P	16	LTGN	TXL	1661209C1	1661198C1	6900	C	N/A		
SL86P	16	LTGN	TXL	1661209C1	1661198C1	6900	C	N/A		
ZI94AA	16	GY	GXL	3679224C1	3678796C1	6925	1	N/A		
ZI94AB	16	GY	GXL	3679224C1	3678796C1	6925	2	N/A		
HB103A	12	RD	GXL	3573311C1	3534572C1	6969	A1	N/A		
HB103B	12	RD	GXL	3573311C1	3534572C1	6969	A2	N/A		
HB103C	12	RD	GXL	3573311C1	3534572C1	6969	A3	N/A		
HB103D	12	RD	GXL	3573311C1	3534572C1	6969	B1	N/A		
HB103E	12	RD	GXL	3573311C1	3534572C1	6969	B2	N/A		
HB103F	12	RD	GXL	3573311C1	3534572C1	6969	B3	N/A		
HB103K	18	LTGN	GXL	3534164C1	3534572C1	6969	C1	N/A		
HB103N	12	LTGN	GXL	3573311C1	3534572C1	6969	C2	N/A		
HB103L	18	LTGN	GXL	3534164C1	3534572C1	6969	C3	N/A		
HB103P	12	LTGN	GXL	3573311C1	3534572C1	6969	C4	N/A		
HB103E	12	RD	GXL	3573311C1	3534572C1	6969	E1	N/A		
HB11H-GP	18	WH	GXL	3534164C1	3534572C1	6969	E2	N/A		
HB103F	12	RD	GXL	3573311C1	3534572C1	6969	E3	N/A		
HB11J-GR	18	WH	GXL	3534164C1	3534572C1	6969	E4	N/A		
HB103J	18	LTGN	GXL	3534164C1	3534572C1	6969	G1	N/A		
HB103M	12	LTGN	GXL	3573311C1	3534572C1	6969	G2	N/A		
HB103D	12	RD	GXL	3573311C1	3534572C1	6969	J1	N/A		
HB11G-GN	18	WH	GXL	3534164C1	3534572C1	6969	J2	N/A		
JS1A	16	RD	TXL	365876C2		7000	1	2644038R1		
JT1A	16	TN	GXL	365876C2		7000	1	2644038R1		
KB62D1	18	BK	TXL	N/A	BLUNT_SL_V	7001	A	N/A		
KB22D2	18	WH	TXL	N/A	BLUNT_SL_V	7001	B	N/A		
KB23D3	18	RD	TXL	N/A	BLUNT_SL_V	7001	C	N/A		
KB27D4	18	BN	TXL	N/A	BLUNT_SL_V	7001	D	N/A		
KB29D5	18	BN	TXL	N/A	BLUNT_SL_V	7001	E	N/A		
KB16D6	18	DKBL	TXL	N/A	BLUNT_SL_V	7001	F	N/A		
KB15D7	18	LTGN	TXL	N/A	BLUNT_SL_V	7001	G	N/A		
KB14D8	18	BK	TXL	N/A	BLUNT_SL_V	7001	H	N/A		
KB13D9	18	PK	TXL	N/A	BLUNT_SL_V	7001	J	N/A		
KB12D10	18	OR	TXL	N/A	BLUNT_SL_V	7001	K	N/A		
KB11D11	18	OR	TXL	N/A	BLUNT_SL_V	7001	L	N/A		
KB10D12	18	YL	TXL	N/A	BLUNT_SL_V	7001	M	N/A		
KB09D13	18	YL	TXL	N/A	BLUNT_SL_V	7002	A	N/A		
KB08D14	18	VT	TXL	N/A	BLUNT_SL_V	7002	B	N/A		
KB07D15	18	GY	TXL	N/A	BLUNT_SL_V	7002	C	N/A		
KB6D16	18	BK	TXL	N/A	BLUNT_SL_V	7002	D	N/A		
KB5D17	18	LTGN	TXL	N/A	BLUNT_SL_V	7002	E	N/A		
KB20D18	18	LTGN	TXL	N/A	BLUNT_SL_V	7002	F	N/A		

Circuit Number	Gauge	Color	Insulation	Terminal / Splice Number	Connector Part number	Connector Number	Cavity	Seal/Sleeve	Lock 1	Lock 2
KB19D19	18	TN	TXL	N/A	BLUNT_SL_V	7002	G	N/A		
KB18D20	18	RD	TXL	N/A	BLUNT_SL_V	7002	H	N/A		
KB17D21	18	VT	TXL	N/A	BLUNT_SL_V	7002	J	N/A		
KB26D22	18	RD	TXL	N/A	BLUNT_SL_V	7002	K	N/A		
JS1B	16	RD	TXL	3695859C1		7100	1	2644005R1		
PF92(+)	18	YL	TXL	3766445C1	3765544C1	7105	1	3554318C1		
PF92(-)	18	GN	TXL	3766445C1	3765544C1	7105	2	3554318C1		
KX5V(-)	18	GN	TXL	3555249C1	3599542C1	7105	2	N/A		
PE92B	18	TN	TXL	3766445C1	3765544C1	7105	3	3554318C1		
KX5V(+)	18	YL	TXL	3555249C1	3599542C1	7105	3	N/A		
PD92A	18	TN	TXL	3766445C1	3765544C1	7105	4	3554318C1		
KH17-GC	18	WH	TXL	3555249C1	3599542C1	7105	4	N/A		
PR10B	16	WH	TXL	3766445C1	3765544C1	7105	5	3554318C1		
PD14C	16	RD	TXL	3766445C1	3765544C1	7105	6	3554318C1		
PF92C	18	TN	TXL	3766445C1	3765544C1	7105	8	3554318C1		
PE92C	18	OR	TXL	3766445C1	3765544C1	7105	9	3554318C1		
PF92D	18	TN	TXL	3766445C1	3765544C1	7105	9	3554318C1		
PD92D	18	TN	TXL	3766445C1	3765544C1	7105	10	3554318C1		
P55D(+)	18	YL	TXL	3766445C1	3765544C1	7105	11	3554318C1		
P55D(-)	18	GN	TXL	3766445C1	3765544C1	7105	12	3554318C1		
PD92G	18	TN	TXL	3766445C1	3765544C1	7105	14	3554318C1		
PR10H	16	WH	TXL	3766445C1	3765544C1	7105	15	3554318C1		
PD14J	16	RD	TXL	3766445C1	3765544C1	7105	16	3554318C1		
PF92E	18	TN	TXL	3766445C1	3765544C1	7105	17	3554318C1		
PE92D	18	BK	TXL	3766445C1	3765544C1	7105	18	3554318C1		
PE92A	18	RD	TXL	3766445C1	3765544C1	7105	19	3554318C1		
KH92J	18	TN	TXL	3555249C1	3599542C1	7105	25	N/A		
KH17C	18	PK	TXL	3555249C1	3599542C1	7105	26	N/A		
KH5TC(-)	18	GN	TXL	3555249C1	3599542C1	7105	27	N/A		
KH5TC(+)	18	YL	TXL	3555249C1	3599542C1	7105	28	N/A		
KH92ER	18	TN	TXL	3555249C1	3599542C1	7105	31	N/A		
KH17B	18	PK	TXL	3555249C1	3599542C1	7105	32	N/A		
KH13A	14	PK	GXL	3557534C1	3599542C1	7105	35	N/A		
KH10-GE	14	WH	TXL	500398C1	3599542C1	7105	36	N/A		
KH14A	12	RD	TXL	3557534C1	3599542C1	7105	38	N/A		
PD92K	18	TN	TXL	3766445C1	3765545C1	7106	1	3554318C1		
PZ92#102	18	TN	TXL	3766445C1	3765545C1	7106	2	3554318C1		
PZ92#105	18	TN	TXL	3766445C1	3765545C1	7106	5	3554318C1		
RB92	18	TN	TXL	3766445C1	3765545C1	7106	5	3554318C1		
PZ92#114	18	TN	TXL	3766445C1	3765545C1	7106	14	3554318C1		
PZ92#115	18	TN	TXL	3766445C1	3765545C1	7106	15	3554318C1		
PZ92#116	18	TN	TXL	3766445C1	3765545C1	7106	16	3554318C1		
PE92A	18	RD	TXL	3869614C1	3765543C1	7107	1	N/A		
PE92B	18	TN	TXL	3869614C1	3765543C1	7107	2	N/A		
PE92C	18	OR	TXL	3869614C1	3765543C1	7107	3	N/A		
PE92D	18	BK	TXL	3869614C1	3765543C1	7107	4	N/A		
VD95	18	TN	GXL	1651968C1	3539778C1	7112	1	N/A		
VE95	18	TN	GXL	1651968C1	3539778C1	7112	1	N/A		
VF95	18	TN	GXL	1651968C1	3539778C1	7112	1	N/A		
VG95	18	TN	GXL	1651968C1	3539778C1	7112	1	N/A		
VH95	18	TN	GXL	1651968C1	3539778C1	7112	1	N/A		
VK95	18	TN	GXL	1651968C1	3539778C1	7112	1	N/A		
VL95	18	TN	GXL	1651968C1	3539778C1	7112	1	N/A		
VN95	18	TN	GXL	1651968C1	3539778C1	7112	1	N/A	1675053C1	

Circuit Number	Gauge	Color	Insulation	Terminal / Splice Number	Connector Part number	Connector Number	Cavity	Seal/Sleeve	Lock 1	Lock 2
VR95	18	TN	GXL	1651968C1	3539778C1	7112	1	N/A	1661874C1	
VD95	16	TN	GXL	1651968C1	3539778C1	7112	1	N/A		
VE95	18	TN	GXL	1651968C1	3539778C1	7112	1	N/A		
VF95	18	TN	GXL	1651968C1	3539778C1	7112	1	N/A		
VG95	18	TN	GXL	1651968C1	3539778C1	7112	1	N/A		
VH95	18	TN	GXL	1651968C1	3539778C1	7112	1	N/A		
VK95	18	TN	GXL	1651968C1	3539778C1	7112	1	N/A		
VL95	18	TN	GXL	1651968C1	3539778C1	7112	1	N/A		
VN95	16	TN	GXL	1651968C1	3539778C1	7112	1	N/A		
VS95	18	TN	GXL	1651968C1	3539778C1	7112	1	N/A		
VA95A	18	TN	GXL	3572625C1	3854645C91	7112	1	N/A		
VA95A	18	TN	GXL	3572625C1	3854645C91	7112	1	N/A		
VD95-G	18	WH	GXL	1651968C1	3539778C1	7112	2	N/A		
VE95-G	18	WH	GXL	1651968C1	3539778C1	7112	2	N/A		
VF95-G	18	WH	GXL	1651968C1	3539778C1	7112	2	N/A		
VG95-G	18	WH	GXL	1651968C1	3539778C1	7112	2	N/A		
VH95-G	18	WH	GXL	1651968C1	3539778C1	7112	2	N/A		
VK95-G	18	WH	GXL	1651968C1	3539778C1	7112	2	N/A		
VL95-G	18	WH	GXL	1651968C1	3539778C1	7112	2	N/A		
VN95-G	18	WH	GXL	1651968C1	3539778C1	7112	2	N/A	1667734C1	
VR95-G	18	WH	GXL	1651968C1	3539778C1	7112	2	N/A	3539146C1	
VD95-G	16	WH	GXL	1651968C1	3539778C1	7112	2	N/A		
VE95-G	18	WH	GXL	1651968C1	3539778C1	7112	2	N/A		
VF95-G	18	WH	GXL	1651968C1	3539778C1	7112	2	N/A		
VG95-G	18	WH	GXL	1651968C1	3539778C1	7112	2	N/A		
VH95-G	18	WH	GXL	1651968C1	3539778C1	7112	2	N/A		
VK95-G	18	WH	GXL	1651968C1	3539778C1	7112	2	N/A		
VL95-G	18	WH	GXL	1651968C1	3539778C1	7112	2	N/A		
VN95-G	16	WH	GXL	1651968C1	3539778C1	7112	2	N/A		
VS95-G	18	WH	GXL	1651968C1	3539778C1	7112	2	N/A		
VA95-G	18	WH	GXL	3572625C1	3854645C91	7112	2	N/A		
VA95-G	18	WH	GXL	3572625C1	3854645C91	7112	2	N/A		
VD95	16	TN	GXL	3526966C1	3977821C1	7113	1	N/A		
VD95-G	16	WH	GXL	3526966C1	3977821C1	7113	2	N/A		
PK92#101	18	LTBL	TXL	3686945C1	3605713C1	7151	1	N/A		
VU92#101	18	LTBL	TXL	3686945C1	3605713C1	7151	1	N/A		
PK92#103	18	YL	TXL	3686945C1	3605713C1	7151	3	N/A		
VU92#103	18	YL	TXL	3686945C1	3605713C1	7151	3	N/A		
PK92#105	18	OR	TXL	3686945C1	3605713C1	7151	5	N/A		
VU92#105	18	OR	TXL	3686945C1	3605713C1	7151	5	N/A		
PB5#106	18	YL	TXL	3686945C1	3605713C1	7151	6	N/A		
KE10B	18	BK	TXL	3686945C1	3605713C1	7151	9	N/A		
KG10B	18	BK	TXL	3686945C1	3605713C1	7151	9	N/A		
KJ10B	18	BK	TXL	3686945C1	3605713C1	7151	9	N/A		
PH14B	18	RD	TXL	3686945C1	3605713C1	7151	10	N/A		
PH92#111	18	OR	TXL	3686945C1	3605713C1	7151	11	N/A		
PH92#114	18	GY	TXL	3686945C1	3605713C1	7151	14	N/A		
PH92#117	18	LTBL	TXL	3686945C1	3605713C1	7151	17	N/A		
PH92#120	18	LTBL	TXL	3686945C1	3605713C1	7151	20	N/A		
PG92#123	18	LTGN	TXL	3686945C1	3605713C1	7151	23	N/A		
PB5#127	18	GN	TXL	3686945C1	3605713C1	7151	27	N/A		
VT92A131	18	YL	TXL	3686945C1	3605713C1	7151	31	N/A		
PH92#133	18	YL	TXL	3686945C1	3605713C1	7151	33	N/A		
PH92#134	18	WH	TXL	3686945C1	3605713C1	7151	34	N/A		

Circuit Number	Gauge	Color	Insulation	Terminal / Splice Number	Connector Part number	Connector Number	Cavity	Seal/Sleeve	Lock 1	Lock 2
PH92#136	18	OR	TXL	3686945C1	3605713C1	7151	36	N/A		
VT92A137	18	WH	TXL	3686945C1	3605713C1	7151	37	N/A		
PH92#138	18	OR	TXL	3686945C1	3605713C1	7151	38	N/A		
PH92#139	18	OR	TXL	3686945C1	3605713C1	7151	39	N/A		
PH92#140	18	LTGN	TXL	3686945C1	3605713C1	7151	40	N/A		
PH92A141	18	TN	TXL	3686945C1	3605713C1	7151	41	N/A		
PH92#142	18	WH	TXL	3686945C1	3605713C1	7151	42	N/A		
PK92#143	18	LTBL	TXL	3686945C1	3605713C1	7151	43	N/A		
VU92#143	18	LTBL	TXL	3686945C1	3605713C1	7151	43	N/A		
PG92#145	18	OR	TXL	3686945C1	3605713C1	7151	45	N/A		
PK92#150	18	PK	TXL	3686945C1	3605713C1	7151	50	N/A		
VU92#150	18	PK	TXL	3686945C1	3605713C1	7151	50	N/A		
PH92#151	18	WH	TXL	3686945C1	3605713C1	7151	51	N/A		
PH92#152	18	LTGN	TXL	3686945C1	3605713C1	7151	52	N/A		
PH92#153	18	YL	TXL	3686945C1	3605713C1	7151	53	N/A		
PH92#154	18	TN	TXL	3686945C1	3605713C1	7151	54	N/A		
PH92#155	18	WH	TXL	3686945C1	3605713C1	7151	55	N/A		
PH92#157	18	WH	TXL	3686945C1	3605713C1	7151	57	N/A		
PH92#158	18	LTGN	TXL	3686945C1	3605713C1	7151	58	N/A		
PH92#159	18	TN	TXL	3686945C1	3605713C1	7151	59	N/A		
PH92#160	18	YL	TXL	3686945C1	3605713C1	7151	60	N/A		
PH92#161	18	TN	TXL	3686945C1	3605713C1	7151	61	N/A		
PH92#163	18	YL	TXL	3686945C1	3605713C1	7151	63	N/A		
PH92#165	18	TN	TXL	3686945C1	3605713C1	7151	65	N/A		
KE10C	18	BK	TXL	3686945C1	3605713C1	7151	69	N/A		
KG10C	18	BK	TXL	3686945C1	3605713C1	7151	69	N/A		
KJ10C	18	BK	TXL	3686945C1	3605713C1	7151	69	N/A		
PH14C	18	RD	TXL	3686945C1	3605713C1	7151	70	N/A		
PH92#171	18	YL	TXL	3686945C1	3605713C1	7151	71	N/A		
PH92#173	18	LTBL	TXL	3686945C1	3605713C1	7151	73	N/A		
PH92#174	18	LTBL	TXL	3686945C1	3605713C1	7151	74	N/A		
PH92#176	18	YL	TXL	3686945C1	3605713C1	7151	76	N/A		
PH92#177	18	LTBL	TXL	3686945C1	3605713C1	7151	77	N/A		
PH92#178	18	WH	TXL	3686945C1	3605713C1	7151	78	N/A		
PH92#179	18	PK	TXL	3686945C1	3605713C1	7151	79	N/A		
PH92#180	18	OR	TXL	3686945C1	3605713C1	7151	80	N/A		
JT1A	16	TN	GXL	3613770C1	3626435C1	7200	1	N/A		
PR92A175	18	OR	GXL	2036586C1	3524377C1	7211	A	N/A		
SR92A175	18	OR	GXL	2036586C1	3524377C1	7211	A	N/A		
PR92C158	18	LTGN	GXL	2036586C1	3524377C1	7211	B	N/A		
SR92C158	18	LTGN	GXL	2036586C1	3524377C1	7211	B	N/A		
PR92#119	18	LTBL	TXL	3554322C1	3868823C1	7212	A	3554318C1		
SR92#119	18	LTBL	TXL	3554322C1	3868823C1	7212	A	3554318C1		
PR92C131	18	YL	TXL	3554322C1	3868823C1	7212	B	3554318C1		
SR92C131	18	YL	TXL	3554322C1	3868823C1	7212	B	3554318C1		
PR92#115	18	WH	TXL	3554322C1	3868820C1	7213	A	3554318C1		
SR92#115	18	WH	TXL	3554322C1	3868820C1	7213	A	3554318C1		
PR92D131	18	YL	TXL	3554322C1	3868820C1	7213	B	3554318C1		
SR92D131	18	YL	TXL	3554322C1	3868820C1	7213	B	3554318C1		
RCTEM1	16	GY	TXL	1659751C1	3601924C1	7220	1	N/A	593387C1	
RCTEM1	16	GY	TXL	1651969C1	3601924C1	7220	1	N/A		
RCTEM2	16	GY	TXL	1651969C1	3601924C1	7220	2	N/A		
RCTEM2	16	GY	TXL	1651969C1	3601924C1	7220	2	N/A		
RCTEM3	16	GY	TXL	1651969C1	3601924C1	7220	3	N/A		

Circuit Number	Gauge	Color	Insulation	Terminal / Splice Number	Connector Part number	Connector Number	Cavity	Seal/Sleeve	Lock 1	Lock 2
RCTEM3	16	GY	TXL	1651969C1	3601924C1	7220	3	N/A		
RCTEM4	16	GY	TXL	1651969C1	3601924C1	7220	4	N/A		
RCTEM4	16	GY	TXL	1651969C1	3601924C1	7220	4	N/A		
RCTEM5	16	GY	TXL	1651969C1	3601924C1	7220	5	N/A		
RCTEM5	16	GY	TXL	1651969C1	3601924C1	7220	5	N/A		
RCTEM6	16	GY	TXL	1651969C1	3601924C1	7220	6	N/A		
RCTEM6	16	GY	TXL	1651969C1	3601924C1	7220	6	N/A		
RCTEM7	16	GY	TXL	1651969C1	3601924C1	7220	7	N/A		
RCTEM7	16	GY	TXL	1651969C1	3601924C1	7220	7	N/A		
RCTEM8	16	GY	TXL	1651969C1	3601924C1	7220	8	N/A		
RCTEM8	16	GY	TXL	1651969C1	3601924C1	7220	8	N/A		
SE103M	12	LTGN	GXL	N/A	BLUNT_SL_V	7230	A	N/A		
SE103M	12	LTGN	GXL	N/A	BLUNT_SL_V	7230	A	N/A		
SE103N	12	LTGN	GXL	N/A	BLUNT_SL_V	7230	B	N/A		
SE103N	12	LTGN	GXL	N/A	BLUNT_SL_V	7230	B	N/A		
SE103P	12	LTGN	GXL	N/A	BLUNT_SL_V	7230	C	N/A		
SE103P	12	LTGN	GXL	N/A	BLUNT_SL_V	7230	C	N/A		
PH92#152	18	LTGN	TXL	3686945C1	3605714C1	7350	1	N/A		
PV92#152	18	LTGN	TXL	3686945C1	3605714C1	7350	1	N/A		
PH92#133	18	YL	TXL	3686945C1	3605714C1	7350	2	N/A		
PV92#133	18	YL	TXL	3686945C1	3605714C1	7350	2	N/A		
PH92#151	18	WH	TXL	3686945C1	3605714C1	7350	3	N/A		
PV92#151	18	WH	TXL	3686945C1	3605714C1	7350	3	N/A		
PH92#117	18	LTBL	TXL	3686945C1	3605714C1	7350	4	N/A		
PV92#117	18	LTBL	TXL	3686945C1	3605714C1	7350	4	N/A		
PH92#157	18	WH	TXL	3686945C1	3605714C1	7350	6	N/A		
PV92#157	18	WH	TXL	3686945C1	3605714C1	7350	6	N/A		
PH92#179	18	PK	TXL	3686945C1	3605714C1	7350	7	N/A		
PV92#179	18	PK	TXL	3686945C1	3605714C1	7350	7	N/A		
PH92#154	18	TN	TXL	3686945C1	3605714C1	7350	8	N/A		
PV92#154	18	TN	TXL	3686945C1	3605714C1	7350	8	N/A		
PH92#158	18	LTGN	TXL	3686945C1	3605714C1	7350	9	N/A		
PV92#158	18	LTGN	TXL	3686945C1	3605714C1	7350	9	N/A		
PH92#178	18	WH	TXL	3686945C1	3605714C1	7350	10	N/A		
PV92#178	18	WH	TXL	3686945C1	3605714C1	7350	10	N/A		
PH92#177	18	LTBL	TXL	3686945C1	3605714C1	7350	11	N/A		
PV92#177	18	LTBL	TXL	3686945C1	3605714C1	7350	11	N/A		
PX92A137	18	WH	TXL	3686945C1	3605714C1	7350	12	N/A		
VT92A137	18	WH	TXL	3686945C1	3605714C1	7350	12	N/A		
PX92A131	18	YL	TXL	3686945C1	3605714C1	7350	13	N/A		
VT92A131	18	YL	TXL	3686945C1	3605714C1	7350	13	N/A		
PH92#111	18	OR	TXL	3686945C1	3605714C1	7350	14	N/A		
PV92#111	18	OR	TXL	3686945C1	3605714C1	7350	14	N/A		
PH92#155	18	WH	TXL	3686945C1	3605714C1	7350	15	N/A		
PV92#155	18	WH	TXL	3686945C1	3605714C1	7350	15	N/A		
PH92#171	18	YL	TXL	3686945C1	3605714C1	7350	16	N/A		
PV92#171	18	YL	TXL	3686945C1	3605714C1	7350	16	N/A		
PH92#136	18	OR	TXL	3686945C1	3605714C1	7350	17	N/A		
PV92#136	18	OR	TXL	3686945C1	3605714C1	7350	17	N/A		
PH92#138	18	OR	TXL	3686945C1	3605714C1	7350	18	N/A		
PV92#138	18	OR	TXL	3686945C1	3605714C1	7350	18	N/A		
PH92#174	18	LTBL	TXL	3686945C1	3605714C1	7350	19	N/A		
PV92#174	18	LTBL	TXL	3686945C1	3605714C1	7350	19	N/A		
PH92#114	18	GY	TXL	3686945C1	3605714C1	7350	20	N/A		

Circuit Number	Gauge	Color	Insulation	Terminal / Splice Number	Connector Part number	Connector Number	Cavity	Seal/Sleeve	Lock 1	Lock 2
PV92#114	18	GY	TXL	3686945C1	3605714C1	7350	20	N/A		
PH92#153	18	YL	TXL	3686945C1	3605714C1	7350	21	N/A		
PV92#153	18	YL	TXL	3686945C1	3605714C1	7350	21	N/A		
PH92#173	18	LTBL	TXL	3686945C1	3605714C1	7350	22	N/A		
PV92#173	18	LTBL	TXL	3686945C1	3605714C1	7350	22	N/A		
PH92#134	18	WH	TXL	3686945C1	3605714C1	7350	23	N/A		
PV92#134	18	WH	TXL	3686945C1	3605714C1	7350	23	N/A		
PH92#176	18	YL	TXL	3686945C1	3605714C1	7350	24	N/A		
PV92#176	18	YL	TXL	3686945C1	3605714C1	7350	24	N/A		
PN92#101	18	LTBL	TXL	3686945C1	3605713C1	7500	1	N/A		
VV92#101	18	LTBL	TXL	3686945C1	3605713C1	7500	1	N/A		
PN92#101	18	LTBL	TXL	3686945C1	3605713C1	7500	1	N/A		
PR92#101	18	LTBL	TXL	3686945C1	3605713C1	7500	1	N/A		
PN92#103	18	YL	TXL	3686945C1	3605713C1	7500	3	N/A		
VV92#103	18	YL	TXL	3686945C1	3605713C1	7500	3	N/A		
PN92#103	18	YL	TXL	3686945C1	3605713C1	7500	3	N/A		
PR92#103	18	YL	TXL	3686945C1	3605713C1	7500	3	N/A		
PM92#105	18	OR	TXL	3686945C1	3605713C1	7500	5	N/A		
PM92#105	18	OR	TXL	3686945C1	3605713C1	7500	5	N/A		
PC5#106	18	YL	TXL	3686945C1	3605713C1	7500	6	N/A		
PC5#106	18	YL	TXL	3686945C1	3605713C1	7500	6	N/A		
LA92#109	18	WH	TXL	3686945C1	3605713C1	7500	9	N/A		
LB92#109	18	WH	TXL	3686945C1	3605713C1	7500	9	N/A		
LC92#109	18	WH	TXL	3686945C1	3605713C1	7500	9	N/A		
PM92#109	18	WH	TXL	3686945C1	3605713C1	7500	9	N/A		
PM92#110	18	RD	TXL	3686945C1	3605713C1	7500	10	N/A		
PM92#110	18	RD	TXL	3686945C1	3605713C1	7500	10	N/A		
PW92#111	18	OR	TXL	3686945C1	3605713C1	7500	11	N/A		
PW92#111	18	OR	150	3686945C1	3605713C1	7500	11	N/A		
PT92A112	18	PK	TXL	3686945C1	3605713C1	7500	12	N/A		
PR92A112	18	PK	TXL	3686945C1	3605713C1	7500	12	N/A		
PT92A112	18	PK	150	3686945C1	3605713C1	7500	12	N/A		
PR92#115	18	WH	TXL	3686945C1	3605713C1	7500	15	N/A		
PW92#116	18	LTBL	TXL	3686945C1	3605713C1	7500	16	N/A		
PW92#116	18	LTBL	150	3686945C1	3605713C1	7500	16	N/A		
RL92#117	18	LTBL	TXL	3686945C1	3605713C1	7500	17	N/A		
RM92A117	18	LTBL	TXL	3686945C1	3605713C1	7500	17	N/A		
RN92#117	18	LTBL	TXL	3686945C1	3605713C1	7500	17	N/A		
RL92#117	18	LTBL	TXL	3686945C1	3605713C1	7500	17	N/A		
RM92A117	18	LTBL	TXL	3686945C1	3605713C1	7500	17	N/A		
RN92#117	18	LTBL	TXL	3686945C1	3605713C1	7500	17	N/A		
PW92#118	18	GY	TXL	3686945C1	3605713C1	7500	18	N/A		
PW92#118	18	GY	150	3686945C1	3605713C1	7500	18	N/A		
PR92#119	18	LTBL	TXL	3686945C1	3605713C1	7500	19	N/A		
PW92A120	18	LTBL	TXL	3686945C1	3605713C1	7500	20	N/A		
PB92A120	18	LTBL	150	3686945C1	3605713C1	7500	20	N/A		
PE92#120	18	DKBL	TXL	3686945C1	3605713C1	7500	20	N/A		
PM92#122	18	YL	TXL	3686945C1	3605713C1	7500	22	N/A		
PM92#122	18	YL	TXL	3686945C1	3605713C1	7500	22	N/A		
PM92#123	18	LTGN	TXL	3686945C1	3605713C1	7500	23	N/A		
PM92#123	18	LTGN	TXL	3686945C1	3605713C1	7500	23	N/A		
PR92#124	18	WH	TXL	3686945C1	3605713C1	7500	24	N/A		
PW47#125	18	GY	TXL	3686945C1	3605713C1	7500	25	N/A		
PC5#127	18	GN	TXL	3686945C1	3605713C1	7500	27	N/A		

Circuit Number	Gauge	Color	Insulation	Terminal / Splice Number	Connector Part number	Connector Number	Cavity	Seal/Sleeve	Lock 1	Lock 2
PC5#127	18	GN	TXL	3686945C1	3605713C1	7500	27	N/A		
PM92#130	18	YL	TXL	3686945C1	3605713C1	7500	30	N/A		
PM92#130	18	YL	TXL	3686945C1	3605713C1	7500	30	N/A		
PT92#131	18	YL	TXL	3686945C1	3605713C1	7500	31	N/A		
PR92A131	18	YL	TXL	3686945C1	3605713C1	7500	31	N/A		
PT92#131	18	YL	150	3686945C1	3605713C1	7500	31	N/A		
PW92#133	18	YL	TXL	3686945C1	3605713C1	7500	33	N/A		
PW92#133	18	YL	150	3686945C1	3605713C1	7500	33	N/A		
PM92#134	18	YL	TXL	3686945C1	3605713C1	7500	34	N/A		
PM92#134	18	YL	TXL	3686945C1	3605713C1	7500	34	N/A		
PW92#136	18	OR	TXL	3686945C1	3605713C1	7500	36	N/A		
PW92#136	18	OR	150	3686945C1	3605713C1	7500	36	N/A		
PW92#137	18	WH	TXL	3686945C1	3605713C1	7500	37	N/A		
PW92#137	18	WH	150	3686945C1	3605713C1	7500	37	N/A		
PW48#139	18	OR	150	3686945C1	3605713C1	7500	39	N/A		
PB48#139	18	OR	150	3686945C1	3605713C1	7500	39	N/A		
PD48#139	18	OR	TXL	3686945C1	3605713C1	7500	39	N/A		
PW47#140	18	LTGN	150	3686945C1	3605713C1	7500	40	N/A		
PW47#140	18	LTGN	TXL	3686945C1	3605713C1	7500	40	N/A		
PY92A141	18	TN	TXL	3686945C1	3605713C1	7500	41	N/A		
RL92A141	18	TN	TXL	3686945C1	3605713C1	7500	41	N/A		
PY92A141	18	TN	TXL	3686945C1	3605713C1	7500	41	N/A		
RL92A141	18	TN	TXL	3686945C1	3605713C1	7500	41	N/A		
RL92#142	18	WH	TXL	3686945C1	3605713C1	7500	42	N/A		
RM92A142	18	WH	TXL	3686945C1	3605713C1	7500	42	N/A		
RL92#142	18	WH	TXL	3686945C1	3605713C1	7500	42	N/A		
RM92A142	18	WH	TXL	3686945C1	3605713C1	7500	42	N/A		
PM92#143	18	LTBL	TXL	3686945C1	3605713C1	7500	43	N/A		
PM92#143	18	LTBL	TXL	3686945C1	3605713C1	7500	43	N/A		
PY92#145	18	OR	TXL	3686945C1	3605713C1	7500	45	N/A		
RL92#145	18	OR	TXL	3686945C1	3605713C1	7500	45	N/A		
PY92#145	18	OR	TXL	3686945C1	3605713C1	7500	45	N/A		
RL92#145	18	OR	TXL	3686945C1	3605713C1	7500	45	N/A		
PW92#151	18	WH	TXL	3686945C1	3605713C1	7500	51	N/A		
PW92#151	18	WH	150	3686945C1	3605713C1	7500	51	N/A		
PW92#152	18	LTGN	TXL	3686945C1	3605713C1	7500	52	N/A		
PW92#152	18	LTGN	150	3686945C1	3605713C1	7500	52	N/A		
PW31#154	18	TN	TXL	3686945C1	3605713C1	7500	54	N/A		
PW31#154	18	TN	150	3686945C1	3605713C1	7500	54	N/A		
PW92#155	18	WH	TXL	3686945C1	3605713C1	7500	55	N/A		
PW92#155	18	WH	150	3686945C1	3605713C1	7500	55	N/A		
PR92#156	18	PK	TXL	3686945C1	3605713C1	7500	56	N/A		
PT92#158	18	LTGN	TXL	3686945C1	3605713C1	7500	58	N/A		
PR92A158	18	LTGN	TXL	3686945C1	3605713C1	7500	58	N/A		
PT92#158	18	LTGN	150	3686945C1	3605713C1	7500	58	N/A		
PW48#159	18	TN	150	3686945C1	3605713C1	7500	59	N/A		
PB48#159	18	TN	150	3686945C1	3605713C1	7500	59	N/A		
PD48#159	18	TN	TXL	3686945C1	3605713C1	7500	59	N/A		
PW47#160	18	YL	150	3686945C1	3605713C1	7500	60	N/A		
PW47#160	18	YL	TXL	3686945C1	3605713C1	7500	60	N/A		
PR92#161	18	OR	TXL	3686945C1	3605713C1	7500	61	N/A		
PM92#162	18	YL	TXL	3686945C1	3605713C1	7500	62	N/A		
PM92#162	18	YL	TXL	3686945C1	3605713C1	7500	62	N/A		
PM92#163	18	YL	TXL	3686945C1	3605713C1	7500	63	N/A		

Circuit Number	Gauge	Color	Insulation	Terminal / Splice Number	Connector Part number	Connector Number	Cavity	Seal/Sleeve	Lock 1	Lock 2
PM92#163	18	YL	TXL	3686945C1	3605713C1	7500	63	N/A		
PM92#164	18	LTBL	TXL	3686945C1	3605713C1	7500	64	N/A		
PM92#164	18	LTBL	TXL	3686945C1	3605713C1	7500	64	N/A		
PM92#165	18	TN	TXL	3686945C1	3605713C1	7500	65	N/A		
PM92#165	18	TN	TXL	3686945C1	3605713C1	7500	65	N/A		
LA92#169	18	WH	TXL	3686945C1	3605713C1	7500	69	N/A		
LB92#169	18	WH	TXL	3686945C1	3605713C1	7500	69	N/A		
LC92#169	18	WH	TXL	3686945C1	3605713C1	7500	69	N/A		
PM92#169	18	WH	TXL	3686945C1	3605713C1	7500	69	N/A		
PM92#170	18	RD	TXL	3686945C1	3605713C1	7500	70	N/A		
PM92#170	18	RD	TXL	3686945C1	3605713C1	7500	70	N/A		
PW92#171	18	YL	TXL	3686945C1	3605713C1	7500	71	N/A		
PW92#171	18	YL	150	3686945C1	3605713C1	7500	71	N/A		
PW92#174	18	LTBL	TXL	3686945C1	3605713C1	7500	74	N/A		
PW92#174	18	LTBL	150	3686945C1	3605713C1	7500	74	N/A		
PR92#175	18	OR	TXL	3686945C1	3605713C1	7500	75	N/A		
PW92#176	18	YL	TXL	3686945C1	3605713C1	7500	76	N/A		
PW92#176	18	YL	150	3686945C1	3605713C1	7500	76	N/A		
PW92#177	18	LTGN	TXL	3686945C1	3605713C1	7500	77	N/A		
PW92#177	18	LTGN	150	3686945C1	3605713C1	7500	77	N/A		
PW92#180	18	OR	TXL	3686945C1	3605713C1	7500	80	N/A		
PB92#180	18	OR	150	3686945C1	3605713C1	7500	80	N/A		
PE92#180	18	OR	TXL	3686945C1	3605713C1	7500	80	N/A		
KH10-G	10	WH	TXL	3841700C1	3577412C1	7501	1	N/A		
KH14SA	10	RD	TXL	3841700C1	3577412C1	7501	2	N/A		
KM47C	20	GY	TXL	3756267C1	3662425C1	7600	A	3756268C1		
KM47B	20	GY	TXL	3756267C1	3662425C1	7600	B	3756268C1		
KM47C	20	GY	TXL	3756267C1	3662425C1	7601	A	3756268C1		
KM47B	20	GY	TXL	3756267C1	3662425C1	7601	B	3756268C1		
PD48#159	18	TN	TXL	3554322C1	3610533C1	7603	A	3554318C1		
SL48#159	18	TN	TXL	3554322C1	3610533C1	7603	A	3554318C1		
PD48#139	18	OR	TXL	3554322C1	3610533C1	7603	B	3554318C1		
SL48#139	18	OR	TXL	3554322C1	3610533C1	7603	B	3554318C1		
PE92#180	18	OR	TXL	3554322C1	3610533C1	7615	A	3554318C1		
SV92#180	18	OR	TXL	3554322C1	3610533C1	7615	A	3554318C1		
PE92#120	18	DKBL	TXL	3554322C1	3610533C1	7615	B	3554318C1		
SV92#120	18	LTBL	TXL	3554322C1	3610533C1	7615	B	3554318C1		
BA47	20	GY	TXL	1661875C1	1661778C1	7703	A	3568570C1		
BA47A	20	GY	TXL	1661875C1	1661778C1	7703	B	3568570C1		
TG41	16	TN	GXL	3626031C1	3518183C1	7750	1	N/A		
TG41-G	16	TN	GXL	3626031C1	3518183C1	7750	2	N/A		
TG41	16	TN	GXL	1661875C1	3522068C1	7751	A	1661872C1		
TG41-G	16	TN	GXL	1661875C1	3522068C1	7751	B	1661872C1		
MA88	14	LTGN	GXL	N/A	BLUNT_SL_V	7800	A	N/A		
MA88	14	LTGN	GXL	N/A	BLUNT_SL_V	7800	A	N/A		
YL112	16	GY	GXL	3686944C1	3950690C1	7803	1	N/A		
YL112	16	GY	GXL	3686944C1	3950690C1	7803	1	N/A		
YH112-GD	16	WH	TXL	3686944C1	3950690C1	7803	2	N/A		
YJ112-GD	16	WH	TXL	3686944C1	3950690C1	7803	2	N/A	3539784C1	
YK112-GD	16	WH	TXL	3686944C1	3950690C1	7803	2	N/A		
YH112-GD	16	WH	TXL	3686944C1	3950690C1	7803	2	N/A		
YJ112-GD	16	WH	TXL	3686944C1	3950690C1	7803	2	N/A		
YK112-GD	16	WH	TXL	3686944C1	3950690C1	7803	2	N/A		
UN92YD	16	TN	TXL	1661875C1	3540756C1	7900	A	N/A		

Circuit Number	Gauge	Color	Insulation	Terminal / Splice Number	Connector Part number	Connector Number	Cavity	Seal/Sleeve	Lock 1	Lock 2
UN92D	18	TN	TXL	1661875C1	3540756C1	7900	B	N/A		
UN62A	18	DKBL	TXL	1661875C1	3540756C1	7900	C	N/A		
UN92-GAH	18	WH	TXL	1661875C1	3540756C1	7900	D	N/A		
UE92BK	16	BK	TXL	3555249C1	3539141C1	7901	1	N/A		
UE92RD	16	TN	TXL	3555249C1	3539141C1	7901	2	N/A		
UE92YL	16	YL	TXL	3555249C1	3539141C1	7901	3	N/A		
UE92BL	16	LTBL	TXL	3555249C1	3539141C1	7901	4	N/A		
NC5E(-)	18	GN	TXL	3555249C1	3599542C1	7909	2	N/A		
NC5E(+)	18	YL	TXL	3555249C1	3599542C1	7909	3	N/A		
ND17K	18	PK	GXL	3555249C1	3599542C1	7909	4	N/A		
UE92BL	16	LTBL	TXL	3555249C1	3599542C1	7909	15	N/A		
UE92YL	16	YL	TXL	3555249C1	3599542C1	7909	16	N/A		
UE92BK	16	BK	TXL	3555249C1	3599542C1	7909	17	N/A		
NJ92E	18	LTBL	TXL	3555249C1	3599542C1	7909	20	N/A		
NJ92F	18	LTGN	TXL	3555249C1	3599542C1	7909	21	N/A		
NJ92H	18	WH	TXL	3555249C1	3599542C1	7909	22	N/A		
UD92AE	16	TN	TXL	3555249C1	3599542C1	7909	25	N/A		
ND17J	16	PK	TXL	3555249C1	3599542C1	7909	26	N/A		
UD92(-)	18	GY	TXL	3555249C1	3599542C1	7909	27	N/A		
UD92(+)	18	DKBL	TXL	3555249C1	3599542C1	7909	28	N/A		
UD92YB	16	TN	TXL	3555249C1	3599542C1	7909	31	N/A		
UE92RD	16	TN	TXL	3555249C1	3599542C1	7909	31	N/A		
ND17L	18	PK	GXL	3555249C1	3599542C1	7909	32	N/A		
ND13D	14	PK	GXL	3841699C1	3599542C1	7909	35	N/A		
NU11-GAM	10	WH	TXL	3841700C1	3599542C1	7909	36	N/A		
NU14AW	12	RD	TXL	3557534C1	3599542C1	7909	38	N/A		
MCS2D	14	YL	GXL	2033816C1	1661375C2	8000	A	589391C1		
MW52D	14	YL	GXL	2033816C1	1661375C2	8000	A	589391C1		
PP52D	14	YL	GXL	2033816C1	1661375C2	8000	A	589391C1	3553650C1	
RF52D	14	YL	GXL	2033816C1	1661375C2	8000	A	589391C1		
MA52D	14	YL	GXL	2033816C1	1661375C2	8000	A	589391C1		
MB52D	14	YL	GXL	2033816C1	1661375C2	8000	A	589391C1		
MCS2D	14	YL	GXL	2033816C1	1661375C2	8000	A	589391C1		
MW52D	14	YL	GXL	2033816C1	1661375C2	8000	A	589391C1		
MY11-GA	14	WH	GXL	2033816C1	1661375C2	8000	B	589391C1		
MZ11-GA	14	WH	GXL	2033816C1	1661375C2	8000	B	589391C1		
MY11-GA	14	WH	GXL	2033816C1	1661375C2	8000	B	589391C1		
MZ11-GA	14	WH	GXL	2033816C1	1661375C2	8000	B	589391C1		
MCS3B	14	YL	GXL	2033816C1	1661375C2	8000	C	589391C1		
MW53B	14	YL	GXL	2033816C1	1661375C2	8000	C	589391C1		
PP53B	14	YL	GXL	2033816C1	1661375C2	8000	C	589391C1	3549120C1	
RF53B	14	YL	GXL	2033816C1	1661375C2	8000	C	589391C1		
MA53B	14	YL	GXL	2033816C1	1661375C2	8000	C	589391C1		
MB53B	14	YL	GXL	2033816C1	1661375C2	8000	C	589391C1		
MCS3B	14	YL	GXL	2033816C1	1661375C2	8000	C	589391C1		
MW53B	14	YL	GXL	2033816C1	1661375C2	8000	C	589391C1		
MCS7C	16	OR	GXL	2033819C1	1661375C2	8000	D	1652325C1		
MW57C	16	OR	GXL	2033819C1	1661375C2	8000	D	1652325C1		
PP57B	16	OR	TXL	2033819C1	1661375C2	8000	D	1652325C1		
RF57B	16	OR	TXL	2033819C1	1661375C2	8000	D	1652325C1		
MA57B	16	OR	TXL	2033819C1	1661375C2	8000	D	1652325C1		
MB57B	16	OR	TXL	2033819C1	1661375C2	8000	D	1652325C1		
MCS7C	16	OR	GXL	2033819C1	1661375C2	8000	D	1652325C1		
MW57C	16	OR	GXL	2033819C1	1661375C2	8000	D	1652325C1		

Circuit Number	Gauge	Color	Insulation	Terminal / Splice Number	Connector Part number	Connector Number	Cavity	Seal/Sleeve	Lock 1	Lock 2
MC54D	14	BN	GXL	2033816C1	1661375C2	8000	E	589391C1		
MW54D	14	BN	GXL	2033816C1	1661375C2	8000	E	589391C1		
PP54D	14	BN	GXL	2033816C1	1661375C2	8000	E	589391C1		
RF54D	14	BN	GXL	2033816C1	1661375C2	8000	E	589391C1		
MA54D	14	BN	GXL	2033816C1	1661375C2	8000	E	589391C1		
MB54D	14	BN	GXL	2033816C1	1661375C2	8000	E	589391C1		
MC54D	14	BN	GXL	2033816C1	1661375C2	8000	E	589391C1		
MW54D	14	BN	GXL	2033816C1	1661375C2	8000	E	589391C1		
MA52	14	YL	GXL	2033816C1	1661375C2	8001	A	589391C1		
MC52	14	YL	GXL	2033816C1	1661375C2	8001	A	589391C1		
MW52	14	YL	GXL	2033816C1	1661375C2	8001	A	589391C1		
PP52	14	YL	GXL	2033816C1	1661375C2	8001	A	589391C1	3546519C1	
MA52	14	YL	GXL	2033816C1	1661375C2	8001	A	589391C1		
MB52	14	YL	GXL	2033816C1	1661375C2	8001	A	589391C1		
MC52	14	YL	GXL	2033816C1	1661375C2	8001	A	589391C1		
MW52	14	YL	GXL	2033816C1	1661375C2	8001	A	589391C1		
MY11-GB	14	WH	GXL	2033816C1	1661375C2	8001	B	589391C1		
MZ11-GB	14	WH	GXL	2033816C1	1661375C2	8001	B	589391C1		
RA11-GB	14	WH	GXL	2033816C1	1661375C2	8001	B	589391C1		
RB11-GB	14	WH	GXL	2033816C1	1661375C2	8001	B	589391C1	3557682C1	
MY11-GB	14	WH	GXL	2033816C1	1661375C2	8001	B	589391C1		
MZ11-GB	14	WH	GXL	2033816C1	1661375C2	8001	B	589391C1		
MA53	14	YL	GXL	2033816C1	1661375C2	8001	C	589391C1		
MC53	14	YL	GXL	2033816C1	1661375C2	8001	C	589391C1		
MW53	14	YL	GXL	2033816C1	1661375C2	8001	C	589391C1		
PP53	14	YL	GXL	2033816C1	1661375C2	8001	C	589391C1	3554821C1	
MA53	14	YL	GXL	2033816C1	1661375C2	8001	C	589391C1		
MB53	14	YL	GXL	2033816C1	1661375C2	8001	C	589391C1		
MC53	14	YL	GXL	2033816C1	1661375C2	8001	C	589391C1		
MW53	14	YL	GXL	2033816C1	1661375C2	8001	C	589391C1		
MA56B	16	OR	TXL	2033819C1	1661375C2	8001	D	1652325C1		
MC56C	16	OR	GXL	2033819C1	1661375C2	8001	D	1652325C1		
MW56C	16	OR	GXL	2033819C1	1661375C2	8001	D	1652325C1		
PP56B	16	OR	TXL	2033819C1	1661375C2	8001	D	1652325C1		
MA56B	16	OR	TXL	2033819C1	1661375C2	8001	D	1652325C1		
MB56B	16	OR	TXL	2033819C1	1661375C2	8001	D	1652325C1		
MC56C	16	OR	GXL	2033819C1	1661375C2	8001	D	1652325C1		
MW56C	16	OR	GXL	2033819C1	1661375C2	8001	D	1652325C1		
MC54C	14	BN	GXL	2033816C1	1661375C2	8001	E	589391C1		
MV54C	14	BN	GXL	2033816C1	1661375C2	8001	E	589391C1		
MW54C	14	BN	GXL	2033816C1	1661375C2	8001	E	589391C1		
PP54C	14	BN	GXL	2033816C1	1661375C2	8001	E	589391C1	3562309C1	
RF54C	14	BN	GXL	2033816C1	1661375C2	8001	E	589391C1		
MA54C	14	BN	GXL	2033816C1	1661375C2	8001	E	589391C1		
MB54C	14	BN	GXL	2033816C1	1661375C2	8001	E	589391C1		
MC54C	14	BN	GXL	2033816C1	1661375C2	8001	E	589391C1		
MW54C	14	BN	GXL	2033816C1	1661375C2	8001	E	589391C1		
MC64HI	14	YL	GXL	3535486C1	2039311C91	8102	A	589391C1		
MW64HI	14	YL	GXL	3535486C1	2039311C91	8102	A	589391C1		
MC64HI	14	YL	GXL	3535486C1	2039311C91	8102	A	589391C1		
MW64HI	14	YL	GXL	3535486C1	2039311C91	8102	A	589391C1		
MC11-GE	14	WH	GXL	3535486C1	2039311C91	8102	B	589391C1		
MW11-GE	14	WH	GXL	3535486C1	2039311C91	8102	B	589391C1		
MC11-GE	14	WH	GXL	3535486C1	2039311C91	8102	B	589391C1		

Circuit Number	Gauge	Color	Insulation	Terminal / Splice Number	Connector Part number	Connector Number	Cavity	Seal/Sleeve	Lock 1	Lock 2
MW11-GE	14	WH	GXL	3535486C1	2039311C91	8102	B	589391C1		
MC64LO	14	YL	GXL	3535486C1	2039311C91	8102	C	589391C1		
MW64LO	14	YL	GXL	3535486C1	2039311C91	8102	C	589391C1		
MC64LO	14	YL	GXL	3535486C1	2039311C91	8102	C	589391C1		
MW64LO	14	YL	GXL	3535486C1	2039311C91	8102	C	589391C1		
MC56D	16	YL	GXL	2039343C1	2039311C91	8102	D	1652325C1		
MW56D	16	YL	GXL	2039343C1	2039311C91	8102	D	1652325C1		
MC56D	16	OR	GXL	2039343C1	2039311C91	8102	D	1652325C1		
MW56D	16	OR	GXL	2039343C1	2039311C91	8102	D	1652325C1		
MC54F	14	BN	GXL	3535486C1	2039311C91	8102	E	589391C1		
MW54F	14	BN	GXL	3535486C1	2039311C91	8102	E	589391C1		
MC54F	14	BN	GXL	3535486C1	2039311C91	8102	E	589391C1		
MW54F	14	BN	GXL	3535486C1	2039311C91	8102	E	589391C1		
MC57D	16	LTGN	GXL	2039343C1	2039311C91	8102	F	1652325C1		
MW57D	16	LTGN	GXL	2039343C1	2039311C91	8102	F	1652325C1		
MC57D	16	OR	GXL	2039343C1	2039311C91	8102	F	1652325C1		
MW57D	16	OR	GXL	2039343C1	2039311C91	8102	F	1652325C1		
PP54H	16	BN	GXL	1661875C1	1661778C1	8150	A	1661872C1		
MB54H	16	BN	GXL	1661875C1	1661778C1	8150	A	1661872C1		
PP54-GA	16	WH	GXL	1661875C1	1661778C1	8150	B	1661872C1	1661874C1	
MB54-GA	16	WH	GXL	1661875C1	1661778C1	8150	B	1661872C1		
PP54J	16	BN	GXL	1661875C1	1661778C1	8151	A	1661872C1	1618846C1	1618847C1
MB54J	16	BN	GXL	1661875C1	1661778C1	8151	A	1661872C1		
PP54-GB	16	WH	GXL	1661875C1	1661778C1	8151	B	1661872C1		
MB54-GB	16	WH	GXL	1661875C1	1661778C1	8151	B	1661872C1		
RD64B	16	YL	GXL	587577C1	587567C91	8200	A	1652325C1		
MD64B	16	YL	TXL	587577C1	587567C91	8200	A	1652325C1		
RD64-GB	16	WH	GXL	587577C1	587567C91	8200	B	1652325C1		
MD64-GB	16	WH	TXL	587577C1	587567C91	8200	B	1652325C1		
MD64A	16	YL	GXL	587577C1	587567C91	8201	A	1652325C1		
MD64A	16	YL	GXL	587577C1	587567C91	8201	A	1652325C1		
MD64-GA	16	WH	GXL	587577C1	587567C91	8201	B	1652325C1		
MD64-GA	16	WH	GXL	587577C1	587567C91	8201	B	1652325C1		
MR85E	16	GY	GXL	1661875C1	1661778C1	8301	A	1661872C1		
MR85E	16	GY	GXL	1661875C1	1661778C1	8301	A	1661872C1		
MY85-GA	16	WH	GXL	1661875C1	1661778C1	8301	B	1661872C1		
MZ85-GA	16	WH	GXL	1661875C1	1661778C1	8301	B	1661872C1		
RA85-GA	16	WH	GXL	1661875C1	1661778C1	8301	B	1661872C1	4064677C1	
RB85-GA	16	WH	GXL	1661875C1	1661778C1	8301	B	1661872C1		
MY85-GA	16	WH	GXL	1661875C1	1661778C1	8301	B	1661872C1		
MZ85-GA	16	WH	GXL	1661875C1	1661778C1	8301	B	1661872C1		
VJ95MC	20	TN	TXL	3573077C1	6114576C1	8500	1	N/A		
VL95H	18	TN	TXL	3573077C1	6114576C1	8500	1	N/A		
VJ5A(+)	18	YL	193	3573077C1	6114576C1	8500	2	N/A		
VK5A(+)	18	YL	193	3573077C1	6114576C1	8500	2	N/A		
KA95TB	18	GY	TXL	3573077C1	6114576C1	8500	5	N/A		
KA95TB	18	GY	TXL	3573077C1	6114576C1	8500	5	N/A		
VJ13B	18	PK	TXL	3573077C1	6114576C1	8500	6	N/A		
VJ13AB	18	RD	TXL	3573077C1	6114576C1	8500	6	N/A		
VJ95AR2	18	TN	TXL	3573077C1	6114576C1	8500	8	N/A		
VL95AR2	18	RD	TXL	3573077C1	6114576C1	8500	8	N/A		
VJ5A(-)	18	GN	193	3573077C1	6114576C1	8500	9	N/A		
VK5A(-)	18	GN	193	3573077C1	6114576C1	8500	9	N/A		
VJ10-G3	18	WH	GXL	3573077C1	6114576C1	8500	13	N/A		

Circuit Number	Gauge	Color	Insulation	Terminal / Splice Number	Connector Part number	Connector Number	Cavity	Seal/Sleeve	Lock 1	Lock 2
VJ10-G5	16	BK	TXL	3989901C1	6114576C1	8500	13	N/A		
ME94	18	GY	GXL	2033819C1	1686834C1	8500	A	1652325C1		
ME94	18	GY	GXL	2033819C1	1686834C1	8500	A	1652325C1		
ME94A	18	GY	GXL	2033819C1	1686834C1	8500	B	1652325C1		
ME94A	18	GY	GXL	2033819C1	1686834C1	8500	B	1652325C1		
ME94B	18	GY	GXL	2033819C1	1686834C1	8500	C	1652325C1		
ME94B	18	GY	GXL	2033819C1	1686834C1	8500	C	1652325C1		
ME94H	18	GY	GXL	2033819C1	1686834C1	8501	A	1652325C1		
ME94H	18	GY	GXL	2033819C1	1686834C1	8501	A	1652325C1		
ME94J	18	GY	GXL	2033819C1	1686834C1	8501	B	1652325C1		
ME94J	18	GY	GXL	2033819C1	1686834C1	8501	B	1652325C1		
ME94K	18	GY	GXL	2033819C1	1686834C1	8501	C	1652325C1		
ME94K	18	GY	GXL	2033819C1	1686834C1	8501	C	1652325C1		
MF94L(+)	18	GY	TXL	6111842C1	6111844C1	8502	1	6111843C1		
MF94L(+)	18	GY	TXL	6111842C1	6111844C1	8502	1	6111843C1		
MF94L(-)	18	GY	TXL	6111842C1	6111844C1	8502	2	6111843C1		
MF94L(-)	18	GY	TXL	6111842C1	6111844C1	8502	2	6111843C1		
MF94R(+)	18	GY	TXL	6111842C1	6111844C1	8503	1	6111843C1		
MF94R(+)	18	GY	TXL	6111842C1	6111844C1	8503	1	6111843C1		
MF94R(-)	18	GY	TXL	6111842C1	6111844C1	8503	2	6111843C1		
MF94R(-)	18	GY	TXL	6111842C1	6111844C1	8503	2	6111843C1		
ML9A	18	GY	GXL	1651943C1	1678137C1	8505	A	N/A		
ML9A	18	GY	GXL	1651943C1	1678137C1	8505	A	N/A		
ML6A	18	GY	GXL	1651943C1	1678137C1	8505	B	N/A		
ML6A	18	GY	GXL	1651943C1	1678137C1	8505	B	N/A		
ML40	18	GY	GXL	1651943C1	1678137C1	8505	C	N/A		
ML40	18	GY	GXL	1651943C1	1678137C1	8505	C	N/A		
VJ95EL	18	TN	150	3573077C1	3573078C1	8600	1	N/A		
VJ95EH	18	TN	150	3573077C1	3573078C1	8600	2	N/A		
VJ95	20	TN	150	3573077C1	3573078C1	8600	3	N/A		
VJ95A	20	TN	150	3573077C1	3573078C1	8600	4	N/A		
KP6C	18	TN	150	3573077C1	3573078C1	8600	5	N/A		
VG6C	18	TN	150	3573077C1	3573078C1	8600	5	N/A		
VY6C	18	TN	150	3573077C1	3573078C1	8600	5	N/A		
VJ9A	20	TN	150	3573077C1	3573078C1	8600	7	N/A		
VJ95K	20	TN	150	3573077C1	3573078C1	8600	8	N/A		
VJ5A(+)	18	YL	193	3573077C1	3573078C1	8600	9	N/A		
VJ5A(-)	18	GN	193	3573077C1	3573078C1	8600	10	N/A		
VJ10-G2	14	WH	150	3989901C1	3573078C1	8600	11	N/A		
VJ13A	14	PK	150	3989901C1	3573078C1	8600	12	N/A		
VJ5B(+)	18	YL	193	3573077C1	3573078C1	8600	13	N/A		
VJ5B(-)	18	GN	193	3573077C1	3573078C1	8600	14	N/A		
MY11-GC	12	WH	GXL	1673747C1	587566C91	8600	A	589390C1		
MZ11-GC	12	WH	GXL	1673747C1	587566C91	8600	A	589390C1		
RA11-GC	12	WH	GXL	1673747C1	587566C91	8600	A	589390C1	1684263C1	
RB11-GC	12	WH	GXL	1673747C1	587566C91	8600	A	589390C1		
MY11-GC	12	WH	GXL	1673747C1	587566C91	8600	A	589390C1		
MZ11-GC	12	WH	GXL	1673747C1	587566C91	8600	A	589390C1		
MT78AC	16	LTGN	GXL	587577C1	587567C91	8700	A	1652325C1		
MT78AC	16	LTGN	GXL	587577C1	587567C91	8700	A	1652325C1		
MT78-GA	16	WH	GXL	587577C1	587567C91	8700	B	1652325C1		
MT78-GA	16	WH	GXL	587577C1	587567C91	8700	B	1652325C1		
MS78BC	16	LTGN	GXL	587577C1	587567C91	8701	A	1652325C1		
MT78BC	16	LTGN	GXL	587577C1	587567C91	8701	A	1652325C1		

Circuit Number	Gauge	Color	Insulation	Terminal / Splice Number	Connector Part number	Connector Number	Cavity	Seal/Sleeve	Lock 1	Lock 2
MS78BC	16	LTGN	GXL	587577C1	587567C91	8701	A	1652325C1		
MT78BC	16	LTGN	GXL	587577C1	587567C91	8701	A	1652325C1		
MS78-GB	16	WH	GXL	587577C1	587567C91	8701	B	1652325C1		
MT78-GB	16	WH	GXL	587577C1	587567C91	8701	B	1652325C1		
MS78-GB	16	WH	GXL	587577C1	587567C91	8701	B	1652325C1		
MT78-GB	16	WH	GXL	587577C1	587567C91	8701	B	1652325C1		
MY11-GD	12	WH	GXL	2033816C1	3551896C1	8800	A	589390C1		
RA11-GD	12	WH	GXL	2033816C1	3551896C1	8800	A	589390C1		
MY11-GD	12	WH	GXL	2033816C1	3551896C1	8800	A	589390C1		
MD64-GA	16	WH	GXL	2033819C1	3551896C1	8800	B	1652325C1		
TE64-GA	16	WH	TXL	2033819C1	3551896C1	8800	B	1652325C1		
MD64-GA	16	WH	GXL	2033819C1	3551896C1	8800	B	1652325C1		
SM64-GA	16	WH	TXL	2033819C1	3551896C1	8800	B	1652325C1		
MX64-GB	16	WH	GXL	2033819C1	3551896C1	8800	C	1652325C1		
RD64-GB	16	WH	GXL	2033819C1	3551896C1	8800	C	1652325C1		
TC64-GB	16	WH	TXL	2033819C1	3551896C1	8800	C	1652325C1		
TD64-GB	16	WH	TXL	2033819C1	3551896C1	8800	C	1652325C1		
MD64-GB	16	WH	TXL	2033819C1	3551896C1	8800	C	1652325C1		
SM64-GB	16	WH	TXL	2033819C1	3551896C1	8800	C	1652325C1		
MC11-GE	14	WH	GXL	2033816C1	3551896C1	8800	D	589391C1		
MW11-GE	14	WH	GXL	2033816C1	3551896C1	8800	D	589391C1		
PP54-GA	16	WH	GXL	2033819C1	3551896C1	8800	D	1652325C1	3553460C1	
MB54-GA	16	WH	GXL	2033819C1	3551896C1	8800	D	1652325C1		
MC11-GE	14	WH	GXL	2033816C1	3551896C1	8800	D	589391C1		
MW11-GE	14	WH	GXL	2033816C1	3551896C1	8800	D	589391C1		
MS78-GB	16	WH	GXL	2033819C1	3551896C1	8800	E	1652325C1		
PP54-GB	16	WH	GXL	2033819C1	3551896C1	8800	E	1652325C1	3598918C1	3598919C1
MB54-GB	16	WH	GXL	2033819C1	3551896C1	8800	E	1652325C1		
MS78-GB	16	WH	GXL	2033819C1	3551896C1	8800	E	1652325C1		
SH11-GW	16	WH	TXL	2033819C1	3551896C1	8800	F	1652325C1		
SJ44-GW	16	WH	TXL	2033819C1	3551896C1	8800	F	1652325C1		
NL11-GW	16	WH	TXL	2033819C1	3551896C1	8800	F	1652325C1		
NM44-GW	16	WH	TXL	2033819C1	3551896C1	8800	F	1652325C1		
SL9	16	GY	GXL	2033819C1	3551896C1	8802	A	1652325C1		
SL9	16	GY	GXL	2033819C1	3551896C1	8802	A	1652325C1		
DC9A	18	GY	GXL	2033819C1	3551896C1	8802	B	1652325C1		
RE9A	18	GY	GXL	2033819C1	3551896C1	8802	B	1652325C1		
RE9A	18	GY	GXL	2033819C1	3551896C1	8802	B	1652325C1		
RG9A	18	GY	GXL	2033819C1	3551896C1	8802	B	1652325C1		
VR9A	18	GY	GXL	2033819C1	3551896C1	8802	B	1652325C1		
RF9B	18	GY	GXL	2033819C1	3551896C1	8802	C	1652325C1		
SP9B	18	GY	GXL	2033819C1	3551896C1	8802	C	1652325C1		
RF9B	18	GY	GXL	2033819C1	3551896C1	8802	C	1652325C1		
SP9B	18	GY	GXL	2033819C1	3551896C1	8802	C	1652325C1		
ZG8EB	18	GY	TXL	2033819C1	3551896C1	8802	D	3517771C1		
MF9F	18	GY	GXL	2033819C1	3551896C1	8802	F	1652325C1		
MG9H	18	GY	GXL	2033819C1	3551896C1	8802	F	1652325C1		
MF9F	18	GY	GXL	2033819C1	3551896C1	8802	F	1652325C1		
XM59-G	12	WH	GXL	2033816C1	3551896C1	8805	A	589390C1	3683466C1	3573833C1
NR104CC	18	DKBL	GXL	587576C1	587568C91	8805	A	1652325C1		
XM59-G	12	WH	GXL	2033816C1	3551896C1	8805	A	589390C1		
NR104CC	18	DKBL	GXL	587576C1	587568C91	8805	A	1652325C1		
AD59C-G	12	WH	GXL	2033816C1	3551896C1	8805	B	589390C1		
AE59A-G	16	WH	GXL	2033819C1	3551896C1	8805	B	1652325C1		

Circuit Number	Gauge	Color	Insulation	Terminal / Splice Number	Connector Part number	Connector Number	Cavity	Seal/Sleeve	Lock 1	Lock 2
BJ59A-G	14	WH	GXL	2033816C1	3551896C1	8805	B	589391C1		
NM59A-G	16	WH	GXL	2033819C1	3551896C1	8805	B	1652325C1		
TW59A-G	16	WH	GXL	2033819C1	3551896C1	8805	B	1652325C1		
NR104CB	18	DKBL	GXL	587576C1	587568C91	8805	B	1652325C1		
NG59A-G	14	WH	GXL	2033816C1	3551896C1	8805	B	589391C1		
NM59A-G	16	WH	GXL	2033819C1	3551896C1	8805	B	1652325C1		
NR104CB	18	DKBL	GXL	587576C1	587568C91	8805	B	1652325C1		
NU59F-G	14	WH	GXL	2033816C1	3551896C1	8805	C	589391C1		
NX59X-G	14	WH	GXL	2033816C1	3551896C1	8805	C	589391C1		
NZ59X-G	14	WH	GXL	2033816C1	3551896C1	8805	C	589391C1		
NZ59X-G	14	WH	GXL	2033816C1	3551896C1	8805	C	589391C1		
NW59L-G	14	WH	GXL	2033816C1	3551896C1	8805	D	589391C1		
EV12-GA	18	WH	GXL	2033819C1	3551896C1	8805	D	1652325C1		
PM19-G	16	WH	TXL	2033819C1	3551896C1	8805	E	1652325C1		
PN19-G	16	WH	TXL	2033819C1	3551896C1	8805	E	1652325C1		
PX19-G	16	WH	TXL	2033819C1	3551896C1	8805	E	1652325C1		
TB19-G	16	WH	GXL	2033819C1	3551896C1	8805	E	1652325C1		
TG19-G	16	WH	GXL	2033819C1	3551896C1	8805	E	1652325C1		
TH19-G	16	WH	GXL	2033819C1	3551896C1	8805	E	1652325C1		
TK19-G	16	WH	GXL	2033819C1	3551896C1	8805	E	1652325C1		
TL19-G	16	WH	GXL	2033819C1	3551896C1	8805	E	1652325C1		
TM19-G	16	WH	GXL	2033819C1	3551896C1	8805	E	1652325C1		
TN19-G	16	WH	GXL	2033819C1	3551896C1	8805	E	1652325C1		
TP19-G	16	WH	GXL	2033819C1	3551896C1	8805	E	1652325C1		
PM19-G	16	WH	TXL	2033819C1	3551896C1	8805	E	1652325C1		
PN19-G	16	WH	GXL	2033819C1	3551896C1	8805	E	1652325C1		
SA19-G	16	WH	TXL	2033819C1	3551896C1	8805	E	1652325C1		
TB19-G	16	WH	TXL	2033819C1	3551896C1	8805	E	1652325C1		
TG19-G	16	WH	TXL	2033819C1	3551896C1	8805	E	1652325C1	2033927C1	
TH19-G	16	WH	TXL	2033819C1	3551896C1	8805	E	1652325C1		
TK19-G	16	WH	TXL	2033819C1	3551896C1	8805	E	1652325C1	1661874C1	
TL19-G	16	WH	TXL	2033819C1	3551896C1	8805	E	1652325C1	1661874C1	
TM19-G	16	WH	TXL	2033819C1	3551896C1	8805	E	1652325C1	2005243C1	
TN19-G	16	WH	TXL	2033819C1	3551896C1	8805	E	1652325C1		
TP19-G	16	WH	GXL	2033819C1	3551896C1	8805	E	1652325C1		
TR19-G	16	WH	TXL	2033819C1	3551896C1	8805	E	1652325C1		
AB44-GB	18	WH	GXL	2033819C1	3551896C1	8805	F	1652325C1		
AB44-GB	18	WH	GXL	2033819C1	3551896C1	8805	F	1652325C1		
SL11-GA	12	WH	GXL	2033816C1	3551896C1	8807	A	589390C1		
SL11-GA	12	WH	GXL	2033816C1	3551896C1	8807	A	589390C1		
SL10-G	12	WH	TXL	2033816C1	3551896C1	8807	B	589391C1		
SL10-G	12	WH	TXL	2033816C1	3551896C1	8807	B	589391C1		
NH39-GB	16	WH	GXL	2033819C1	3551896C1	8807	C	1652325C1		
PF39-GB	16	WH	GXL	2033819C1	3551896C1	8807	C	1652325C1	1661376C1	
TA39-GB	16	WH	GXL	2033819C1	3551896C1	8807	C	1652325C1		
UB39-GB	16	WH	GXL	2033819C1	3551896C1	8807	C	1652325C1		
NH39-GB	16	WH	GXL	2033819C1	3551896C1	8807	C	1652325C1		
PF39-GB	16	WH	GXL	2033819C1	3551896C1	8807	C	1652325C1		
TA39-GB	16	WH	GXL	2033819C1	3551896C1	8807	C	1652325C1		
UB39-GB	16	WH	GXL	2033819C1	3551896C1	8807	C	1652325C1		
NN39-GF	18	WH	GXL	2033819C1	3551896C1	8807	D	1652325C1		
NP39-GF	18	WH	GXL	2033819C1	3551896C1	8807	D	1652325C1		
PH39-GF	18	WH	GXL	2033819C1	3551896C1	8807	D	1652325C1	1667734C1	
PK39-GF	18	WH	GXL	2033819C1	3551896C1	8807	D	1652325C1	1664408C1	

Circuit Number	Gauge	Color	Insulation	Terminal / Splice Number	Connector Part number	Connector Number	Cavity	Seal/Sleeve	Lock 1	Lock 2
NN39-GF	18	WH	GXL	2033819C1	3551896C1	8807	D	1652325C1		
NP39-GF	18	WH	GXL	2033819C1	3551896C1	8807	D	1652325C1		
NR39-GF	18	WH	GXL	2033819C1	3551896C1	8807	D	1652325C1		
PG39-GF	18	WH	GXL	2033819C1	3551896C1	8807	D	1652325C1		
PH39-GF	18	WH	GXL	2033819C1	3551896C1	8807	D	1652325C1		
TC39-GF	18	WH	GXL	2033819C1	3551896C1	8807	D	1652325C1		
ND11-GD	12	WH	GXL	2033816C1	3551896C1	8807	F	589390C1		
PV11-GBB	12	WH	GXL	2033816C1	3551896C1	8807	F	589390C1		
ND11-GD	12	WH	GXL	2033816C1	3551896C1	8807	F	589390C1		
PV11-GBB	12	WH	GXL	2033816C1	3551896C1	8807	F	589390C1		
SL11-GB	12	WH	GXL	2033816C1	3551896C1	8809	A	589390C1		
SL11-GB	12	WH	GXL	2033816C1	3551896C1	8809	A	589390C1		
PU37-G	18	WH	GXL	2033819C1	3551896C1	8809	B	1652325C1		
PU37-G	18	WH	GXL	2033819C1	3551896C1	8809	B	1652325C1		
NT10-GS	14	WH	GXL	2033816C1	3551896C1	8809	C	589391C1		
RA10-GR	14	WH	GXL	2033816C1	3551896C1	8809	C	589391C1		
ZE10-GR	14	WH	GXL	2033816C1	3551896C1	8809	C	589391C1		
NT10-GS	14	WH	GXL	2033816C1	3551896C1	8809	C	589391C1		
RA10-GR	14	WH	GXL	2033816C1	3551896C1	8809	C	589391C1		
ZE10-GR	14	WH	GXL	2033816C1	3551896C1	8809	C	589391C1		
YH112-GD	16	WH	TXL	2033819C1	3551896C1	8809	D	1652325C1	3765546C1	
YJ11-GD	16	WH	TXL	2033819C1	3551896C1	8809	D	1652325C1	3765547C1	3765565C1
YK11-GD	16	WH	TXL	2033819C1	3551896C1	8809	D	1652325C1		
YM65-G	16	WH	GXL	2033819C1	3551896C1	8809	D	1652325C1		
YN65-G	16	WH	GXL	2033819C1	3551896C1	8809	D	1652325C1		
YH112-GD	16	WH	TXL	2033819C1	3551896C1	8809	D	1652325C1		
YJ11-GD	16	WH	TXL	2033819C1	3551896C1	8809	D	1652325C1		
YK11-GD	16	WH	TXL	2033819C1	3551896C1	8809	D	1652325C1		
YM65-G	16	WH	GXL	2033819C1	3551896C1	8809	D	1652325C1		
YN65-G	16	WH	GXL	2033819C1	3551896C1	8809	D	1652325C1		
RL49-G	18	WH	GXL	2033819C1	3551896C1	8809	E	1652325C1		
RL49-G	18	WH	GXL	2033819C1	3551896C1	8809	E	1652325C1		
XM59-G	12	WH	GXL	2033816C1	3551896C1	8809	F	589390C1	3662518C1	
XM59-G	12	WH	GXL	2033816C1	3551896C1	8809	F	589390C1		
QL5(-)	18	GN	TXL	3727971C1	3553404C1	8881	5	N/A		
QR5(-)	18	GN	TXL	3727971C1	3553404C1	8881	5	N/A		
QU5A(-)	18	GN	TXL	3727971C1	3553404C1	8881	5	N/A		
QZ5D1(-)	18	GN	TXL	3727971C1	3553404C1	8881	5	N/A		
QL5A	18	GN	TXL	3727971C1	3553404C1	8881	6	N/A		
QU5A	18	GN	TXL	3727971C1	3553404C1	8881	6	N/A		
QL5B	18	YL	TXL	3727971C1	3553404C1	8881	7	N/A		
QU5B	18	YL	TXL	3727971C1	3553404C1	8881	7	N/A		
QL5(+)	18	YL	TXL	3727971C1	3553404C1	8881	8	N/A		
QR5(+)	18	YL	TXL	3727971C1	3553404C1	8881	8	N/A		
QU5A(+)	18	YL	TXL	3727971C1	3553404C1	8881	8	N/A		
QZ5D1(+)	18	YL	TXL	3727971C1	3553404C1	8881	8	N/A		
QL13AA	18	RD	TXL	3727971C1	3553404C1	8881	10	N/A		
QR13AA	18	RD	TXL	3727971C1	3553404C1	8881	10	N/A		
QU14RA	18	RD	TXL	3727971C1	3553404C1	8881	10	N/A		
QZ13R1	18	RD	TXL	3727971C1	3553404C1	8881	10	N/A		
QL11-AB	18	WH	TXL	3727971C1	3553404C1	8881	12	N/A		
QR11-G	18	WH	TXL	3727971C1	3553404C1	8881	12	N/A		
QU11-G2	18	WH	TXL	3727971C1	3553404C1	8881	12	N/A		
QZ11-GAN	18	WH	TXL	3727971C1	3553404C1	8881	12	N/A		

Circuit Number	Gauge	Color	Insulation	Terminal / Splice Number	Connector Part number	Connector Number	Cavity	Seal/Sleeve	Lock 1	Lock 2
QK11-GA	18	WH	TXL	3727971C1	3586750C1	8882	1	N/A		
QU11-GA2	18	WH	TXL	3727971C1	3586750C1	8882	1	N/A		
QZ11-GA1	18	WH	TXL	3727971C1	3586750C1	8882	1	N/A		
QK11-GB	18	WH	TXL	3727971C1	3586750C1	8882	2	N/A		
QU11-GB2	18	WH	TXL	3727971C1	3586750C1	8882	2	N/A		
QZ11-GB1	18	WH	TXL	3727971C1	3586750C1	8882	2	N/A		
QN11-GD	18	WH	TXL	3727971C1	3586750C1	8882	3	N/A		
QV11-GD2	18	WH	TXL	3727971C1	3586750C1	8882	3	N/A		
QX11-GD1	18	WH	TXL	3727971C1	3586750C1	8882	3	N/A		
QP11-GF	18	WH	TXL	3727971C1	3586750C1	8882	4	N/A		
QT11-GE	18	WH	TXL	3727971C1	3586750C1	8882	4	N/A		
QV11-GF2	18	WH	TXL	3727971C1	3586750C1	8882	4	N/A		
QY11-GF1	18	WH	TXL	3727971C1	3586750C1	8882	4	N/A		
QQ11-GE	18	WH	TXL	3727971C1	3586750C1	8882	5	N/A		
QV11-GE2	18	WH	TXL	3727971C1	3586750C1	8882	5	N/A		
QX11-GE1	18	WH	TXL	3727971C1	3586750C1	8882	5	N/A		
QM11-GC	18	WH	TXL	3727971C1	3586750C1	8882	6	N/A		
QM11-GJ	18	WH	TXL	3727971C1	3586750C1	8882	7	N/A		
QQ11-GL	18	WH	TXL	3727971C1	3586750C1	8882	8	N/A		
QV11-GL2	18	WH	TXL	3727971C1	3586750C1	8882	8	N/A		
QX11-GL1	18	WH	TXL	3727971C1	3586750C1	8882	8	N/A		
QP11-GM	18	WH	TXL	3727971C1	3586750C1	8882	9	N/A		
QT11-GL	18	WH	TXL	3727971C1	3586750C1	8882	9	N/A		
QV11-GM2	18	WH	TXL	3727971C1	3586750C1	8882	9	N/A		
QY11-GM1	18	WH	TXL	3727971C1	3586750C1	8882	9	N/A		
QN11-GK	18	WH	TXL	3727971C1	3586750C1	8882	10	N/A		
QV11-GK2	18	WH	TXL	3727971C1	3586750C1	8882	10	N/A		
QX11-GK1	18	WH	TXL	3727971C1	3586750C1	8882	10	N/A		
QK11-GH	18	WH	TXL	3727971C1	3586750C1	8882	11	N/A		
QU11-GH2	18	WH	TXL	3727971C1	3586750C1	8882	11	N/A		
QZ11-GH1	18	WH	TXL	3727971C1	3586750C1	8882	11	N/A		
QK11-GG	18	WH	TXL	3727971C1	3586750C1	8882	12	N/A		
QU11-GG2	18	WH	TXL	3727971C1	3586750C1	8882	12	N/A		
QZ11-GG1	18	WH	TXL	3727971C1	3586750C1	8882	12	N/A		
QL5A	18	GN	TXL	1661208C1	1661200C1	8883	A	N/A		
QU5A	18	GN	TXL	1661208C1	1661200C1	8883	A	N/A		
QL5B	18	YL	TXL	1661208C1	1661200C1	8883	B	N/A		
QU5B	18	YL	TXL	1661208C1	1661200C1	8883	B	N/A		
QL11-AA	18	WH	TXL	1661208C1	1661200C1	8883	C	N/A		
QU11-G1	18	WH	TXL	1661208C1	1661200C1	8883	C	N/A		
QL13RB	18	RD	TXL	1661208C1	1661200C1	8883	D	N/A		
QU14RB	18	RD	TXL	1661208C1	1661200C1	8883	D	N/A		
AL1AL	12	GY	GXL	1646428C1	6099045C1	8884	1	N/A		
AL1AL	12	GY	GXL	1646428C1	6099045C1	8884	1	N/A		
AL2AL	14	GY	GXL	1646428C1	6099045C1	8884	2	N/A		
AL2AL	14	GY	GXL	1646428C1	6099045C1	8884	2	N/A		
AL5AL	18	GY	GXL	3572626C1	6099045C1	8884	5	N/A		
AL5AL	18	GY	GXL	1651987C1	6099045C1	8884	5	N/A		
AL6AL	18	GY	GXL	3572626C1	6099045C1	8884	6	N/A		
AL6AL	18	GY	GXL	1651987C1	6099045C1	8884	6	N/A		
AL7AL	18	GY	GXL	3572626C1	6099045C1	8884	7	N/A		
AL7AL	18	GY	GXL	1651987C1	6099045C1	8884	7	N/A		
AL8AL	18	GY	GXL	3572626C1	6099045C1	8884	8	N/A		
AL8AL	18	GY	GXL	1651987C1	6099045C1	8884	8	N/A		

Circuit Number	Gauge	Color	Insulation	Terminal / Splice Number	Connector Part number	Connector Number	Cavity	Seal/Sleeve	Lock 1	Lock 2
AL9AL	18	GY	GXL	3572626C1	6099045C1	8884	9	N/A		
AL9AL	18	GY	GXL	1651987C1	6099045C1	8884	9	N/A		
AM10AL	18	GY	TXL	3572626C1	6099045C1	8884	10	N/A		
AN10AL	18	GY	TXL	3572626C1	6099045C1	8884	10	N/A	1667734C1	
AM10AL	18	GY	TXL	1651987C1	6099045C1	8884	10	N/A		
AN10AL	18	GY	TXL	1651987C1	6099045C1	8884	10	N/A		
AN11AL	18	GY	TXL	3572626C1	6099045C1	8884	11	N/A	1667771C1	
AN11AL	18	GY	TXL	3572626C1	6099045C1	8884	11	N/A		
AM12AL	18	GY	TXL	3572626C1	6099045C1	8884	12	N/A		
AN12AL	18	GY	TXL	3572626C1	6099045C1	8884	12	N/A	1671608C1	
AM12AL	18	GY	TXL	1651987C1	6099045C1	8884	12	N/A		
AN12AL	18	GY	TXL	1651987C1	6099045C1	8884	12	N/A		
AM13AL	18	GY	TXL	3572626C1	6099045C1	8884	13	N/A		
AM13AL	18	GY	TXL	1651987C1	6099045C1	8884	13	N/A		
AN14AL	18	GY	TXL	3572626C1	6099045C1	8884	14	N/A	1664408C1	
AN14AL	18	GY	TXL	1651987C1	6099045C1	8884	14	N/A		
AM15AL	18	GY	TXL	3572626C1	6099045C1	8884	15	N/A		
AN15AL	18	GY	TXL	3572626C1	6099045C1	8884	15	N/A	2039342C1	3554019C1
AM15AL	18	GY	TXL	1651987C1	6099045C1	8884	15	N/A		
AN15AL	18	GY	TXL	1651987C1	6099045C1	8884	15	N/A		
AM16AL	18	GY	TXL	3572626C1	6099045C1	8884	16	N/A		
AM16AL	18	GY	TXL	1651987C1	6099045C1	8884	16	N/A		
AN17AL	18	GY	TXL	3572626C1	6099045C1	8884	17	N/A		
AN17AL	18	GY	TXL	1651987C1	6099045C1	8884	17	N/A		
AM18AL	18	GY	TXL	3626031C1	6099045C1	8884	18	N/A	1661874C1	
AN18AL	18	GY	TXL	3626031C1	6099045C1	8884	18	N/A		
AM18AL	18	GY	TXL	3626031C1	6099045C1	8884	18	N/A		
AN18AL	18	GY	TXL	3626031C1	6099045C1	8884	18	N/A		
AL20AL	18	GY	TXL	3626031C1	6099045C1	8884	20	N/A		
AL20AL	18	GY	TXL	3626031C1	6099045C1	8884	20	N/A		
AL21AL	18	GY	GXL	3572626C1	6099045C1	8884	21	N/A		
AL21AL	18	GY	GXL	1651987C1	6099045C1	8884	21	N/A		
ZL23AL	18	GY	TXL	3626031C1	6099045C1	8884	23	N/A		
ZM23AL	18	GY	TXL	3626031C1	6099045C1	8884	23	N/A		
AL23AL	18	GY	TXL	3626031C1	6099045C1	8884	23	N/A		
AL24AL	18	GY	TXL	3626031C1	6099045C1	8884	24	N/A		
AL24AL	18	GY	TXL	3626031C1	6099045C1	8884	24	N/A		
ZM25AL	18	GY	GXL	3572626C1	6099045C1	8884	25	N/A		
AL20AL	18	GY	TXL	3626031C1	3838727C1	8885	1	N/A		
AL9AL	18	GY	GXL	3626031C1	3838727C1	8885	2	N/A		
AL24AL	18	GY	TXL	3626031C1	3838727C1	8885	3	N/A		
AL8AL	18	GY	GXL	3626031C1	3838727C1	8885	4	N/A		
AL21AL	18	GY	GXL	3626031C1	3838727C1	8885	5	N/A		
ZM23AL	18	GY	TXL	3626031C1	3838727C1	8885	6	N/A		
ZM25AL	18	GY	GXL	3626031C1	3838727C1	8885	7	N/A		
AL6AL	18	GY	GXL	3626031C1	3838727C1	8885	8	N/A		
AL7AL	18	GY	GXL	3626031C1	3838727C1	8885	10	N/A		
ZL23AL	18	GY	TXL	3626031C1	3838727C1	8885	11	N/A		
AL5AL	18	GY	GXL	3626031C1	3838727C1	8885	12	N/A		
AL11AL	12	GY	GXL	N/A	BLUNT_SL_V	8886	A	N/A		
AL1AL	12	GY	GXL	N/A	BLUNT_SL_V	8886	A	N/A		
AL2AL	14	GY	GXL	N/A	BLUNT_SL_V	8886	B	N/A		
AL2AL	14	GY	GXL	N/A	BLUNT_SL_V	8886	B	N/A		
AM18AL	18	GY	TXL	1667742C1	3525874C1	8887	A	3568570C1	1675053C1	

Circuit Number	Gauge	Color	Insulation	Terminal / Splice Number	Connector Part number	Connector Number	Cavity	Seal/Sleeve	Lock 1	Lock 2
AM18AL	18	GY	TXL	1667742C1	3525874C1	8887	A	3568570C1		
AM12AL	18	GY	TXL	1667742C1	3525874C1	8887	B	3568570C1		
AM12AL	18	GY	TXL	1667742C1	3525874C1	8887	B	3568570C1		
AM13AL	18	GY	TXL	1667742C1	3525874C1	8887	C	3568570C1		
AM13AL	18	GY	TXL	1667742C1	3525874C1	8887	C	3568570C1		
AM15AL	18	GY	TXL	1667742C1	3525874C1	8887	E	3568570C1		
AM15AL	18	GY	TXL	1667742C1	3525874C1	8887	E	3568570C1		
AM16AL	18	GY	TXL	1667742C1	3525874C1	8887	F	3568570C1	1661376C1	
AM16AL	18	GY	TXL	1667742C1	3525874C1	8887	F	3568570C1		
AM10AL	18	GY	TXL	1667742C1	3525874C1	8887	G	3568570C1		
AM10AL	18	GY	TXL	1667742C1	3525874C1	8887	G	3568570C1		
AN15AL	18	GY	TXL	1661875C1	3525872C1	8888	A	3568570C1		
AN15AL	18	GY	TXL	1661875C1	3525872C1	8888	A	3568570C1		
AN11AL	18	GY	TXL	1661875C1	3525872C1	8888	B	3568570C1	1667771C1	
AN11AL	18	GY	TXL	1661875C1	3525872C1	8888	B	3568570C1		
AN18AL	18	GY	TXL	1661875C1	3525872C1	8888	C	3568570C1	3525873C1	
AN18AL	18	GY	TXL	1661875C1	3525872C1	8888	C	3568570C1		
AN12AL	18	GY	TXL	1661875C1	3525872C1	8888	D	3568570C1	1673791C1	
AN12AL	18	GY	TXL	1661875C1	3525872C1	8888	D	3568570C1		
AN14AL	18	GY	TXL	1661875C1	3525872C1	8888	E	3568570C1	2039342C1	
AN14AL	18	GY	TXL	1661875C1	3525872C1	8888	E	3568570C1		
AN10AL	18	GY	TXL	1661875C1	3525872C1	8888	F	3568570C1	1667734C1	
AN10AL	18	GY	TXL	1661875C1	3525872C1	8888	F	3568570C1		
AN17AL	18	GY	TXL	1661875C1	3525872C1	8888	G	3568570C1	1661874C1	
AN17AL	18	GY	TXL	1661875C1	3525872C1	8888	G	3568570C1		
MN5B(+)	20	YL	193	3987168C1	6111813C1	8903	1	3987169C1		
SP5B(+)	20	GN	193	3987168C1	6111813C1	8903	1	3987169C1		
PT5UE(+)	18	YL	TXL	3987168C1	6111813C1	8903	2	3600327C1		
ST5UE(+)	18	GN	TXL	3987168C1	6111813C1	8903	2	3600327C1		
MU67-GA	20	WH	TXL	3987168C1	6111813C1	8903	5	3987169C1		
SP67-GA	20	WH	TXL	3987168C1	6111813C1	8903	5	3987169C1		
MN5B(-)	20	GN	193	3987168C1	6111813C1	8903	6	3987169C1		
SP5B(-)	20	YL	193	3987168C1	6111813C1	8903	6	3987169C1		
PT5UE(-)	18	GN	TXL	3987168C1	6111813C1	8903	7	3600327C1		
ST5UE(-)	18	YL	TXL	3987168C1	6111813C1	8903	7	3600327C1		
MU67AA	20	PK	TXL	3987168C1	6111813C1	8903	8	3987169C1		
SP67AA	20	PK	TXL	3987168C1	6111813C1	8903	8	3987169C1		
QK11-GAN	14	WH	GXL	3613770C1	3613769C1	8995	1	N/A		
QS11-GAN	14	WH	GXL	3613770C1	3613769C1	8995	1	N/A		
QU11-GAN	14	WH	GXL	3613770C1	3613769C1	8995	1	N/A		
QZ11-GAP	14	WH	GXL	3613770C1	3613769C1	8995	1	N/A		
QL11-A	18	WH	TXL	3613771C1	3613769C1	8995	2	N/A		
QR11-G	18	WH	TXL	3613771C1	3613769C1	8995	2	N/A		
QS11-G	18	WH	TXL	3613771C1	3613769C1	8995	2	N/A		
QU11-G	18	WH	TXL	3613771C1	3613769C1	8995	2	N/A		
QZ11-G	18	WH	TXL	3613771C1	3613769C1	8995	2	N/A		
QK11-GAA	18	WH	TXL	3613771C1	3613769C1	8995	3	N/A		
QS11-GAA	18	WH	TXL	3613771C1	3613769C1	8995	3	N/A		
QU11-GAA	18	WH	TXL	3613771C1	3613769C1	8995	3	N/A		
QZ11-GAA	18	WH	TXL	3613771C1	3613769C1	8995	3	N/A		
QK11-GBA	18	WH	TXL	3613771C1	3613769C1	8995	4	N/A		
QS11-GBA	18	WH	TXL	3613771C1	3613769C1	8995	4	N/A		
QU11-GBA	18	WH	TXL	3613771C1	3613769C1	8995	4	N/A		
QZ11-GBA	18	WH	TXL	3613771C1	3613769C1	8995	4	N/A		

Circuit Number	Gauge	Color	Insulation	Terminal / Splice Number	Connector Part number	Connector Number	Cavity	Seal/Sleeve	Lock 1	Lock 2
QG11-GCA	18	WH	TXL	3613771C1	3613769C1	8995	5	N/A		
QM11-GCA	18	WH	TXL	3613771C1	3613769C1	8995	5	N/A		
QH11-GDA	18	WH	TXL	3613771C1	3613769C1	8995	6	N/A		
QN11-GDA	18	WH	TXL	3613771C1	3613769C1	8995	6	N/A		
QV11-GDA	18	WH	TXL	3613771C1	3613769C1	8995	6	N/A		
QX11-GDA	18	WH	TXL	3613771C1	3613769C1	8995	6	N/A		
QH11-GEA	18	WH	TXL	3613771C1	3613769C1	8995	7	N/A		
QQ11-GEA	18	WH	TXL	3613771C1	3613769C1	8995	7	N/A		
QT11-GEA	18	WH	TXL	3613771C1	3613769C1	8995	7	N/A		
QV11-GEA	18	WH	TXL	3613771C1	3613769C1	8995	7	N/A		
QX11-GEA	18	WH	TXL	3613771C1	3613769C1	8995	7	N/A		
QJ11-GFA	18	WH	TXL	3613771C1	3613769C1	8995	8	N/A		
QP11-GFA	18	WH	TXL	3613771C1	3613769C1	8995	8	N/A		
QV11-GFA	18	WH	TXL	3613771C1	3613769C1	8995	8	N/A		
QY11-GFA	18	WH	TXL	3613771C1	3613769C1	8995	8	N/A		
QK11-GGA	18	WH	TXL	3613771C1	3613769C1	8995	9	N/A		
QS11-GGA	18	WH	TXL	3613771C1	3613769C1	8995	9	N/A		
QU11-GGA	18	WH	TXL	3613771C1	3613769C1	8995	9	N/A		
QZ11-GGA	18	WH	TXL	3613771C1	3613769C1	8995	9	N/A		
QK11-GHA	18	WH	TXL	3613771C1	3613769C1	8995	10	N/A		
QS11-GHA	18	WH	TXL	3613771C1	3613769C1	8995	10	N/A		
QU11-GHA	18	WH	TXL	3613771C1	3613769C1	8995	10	N/A		
QZ11-GHA	18	WH	TXL	3613771C1	3613769C1	8995	10	N/A		
QG11-GJA	18	WH	TXL	3613771C1	3613769C1	8995	11	N/A		
QM11-GJA	18	WH	TXL	3613771C1	3613769C1	8995	11	N/A		
QH11-GKA	18	WH	TXL	3613771C1	3613769C1	8995	12	N/A		
QN11-GKA	18	WH	TXL	3613771C1	3613769C1	8995	12	N/A		
QV11-GKA	18	WH	TXL	3613771C1	3613769C1	8995	12	N/A		
QX11-GKA	18	WH	TXL	3613771C1	3613769C1	8995	12	N/A		
QH11-GLA	18	WH	TXL	3613771C1	3613769C1	8995	13	N/A		
QN11-GLA	18	WH	TXL	3613771C1	3613769C1	8995	13	N/A		
QV11-GLA	18	WH	TXL	3613771C1	3613769C1	8995	13	N/A		
QX11-GLA	18	WH	TXL	3613771C1	3613769C1	8995	13	N/A		
QJ11-GMA	18	WH	TXL	3613771C1	3613769C1	8995	14	N/A		
QP11-GMA	18	WH	TXL	3613771C1	3613769C1	8995	14	N/A		
QV11-GMA	18	WH	TXL	3613771C1	3613769C1	8995	14	N/A		
QY11-GMA	18	WH	TXL	3613771C1	3613769C1	8995	14	N/A		
QH11-GDA	18	WH	TXL	2018639C1	2018590C1	8997	1	N/A		
QN11-GDA	18	WH	TXL	2018639C1	2018590C1	8997	1	N/A		
QV11-GDA	18	WH	TXL	2018639C1	2018590C1	8997	1	N/A		
QX11-GDA	18	WH	TXL	2018639C1	2018590C1	8997	1	N/A		
QH11-GD	18	WH	TXL	2018639C1	2018590C1	8997	2	N/A		
QN11-GD	18	WH	TXL	2018639C1	2018590C1	8997	2	N/A		
QV11-GD	18	WH	TXL	2018639C1	2018590C1	8997	2	N/A		
QX11-GD2	18	WH	TXL	2018639C1	2018590C1	8997	2	N/A		
QH11-GKA	18	WH	TXL	2018639C1	2018590C1	8997	3	N/A		
QN11-GKA	18	WH	TXL	2018639C1	2018590C1	8997	3	N/A		
QV11-GKA	18	WH	TXL	2018639C1	2018590C1	8997	3	N/A		
QX11-GKA	18	WH	TXL	2018639C1	2018590C1	8997	3	N/A		
QH11-GK	18	WH	TXL	2018639C1	2018590C1	8997	4	N/A		
QN11-GK	18	WH	TXL	2018639C1	2018590C1	8997	4	N/A		
QV11-GK	18	WH	TXL	2018639C1	2018590C1	8997	4	N/A		
QX11-GK2	18	WH	TXL	2018639C1	2018590C1	8997	4	N/A		
QH11-GEA	18	WH	TXL	2018639C1	2018590C1	8997	5	N/A		

Circuit Number	Gauge	Color	Insulation	Terminal / Splice Number	Connector Part number	Connector Number	Cavity	Seal/Sleeve	Lock 1	Lock 2
QQ11-GEA	18	WH	TXL	2018639C1	2018590C1	8997	5	N/A		
QT11-GEA	18	WH	TXL	2018639C1	2018590C1	8997	5	N/A		
QV11-GEA	18	WH	TXL	2018639C1	2018590C1	8997	5	N/A		
QX11-GEA	18	WH	TXL	2018639C1	2018590C1	8997	5	N/A		
QH11-GE	18	WH	TXL	2018639C1	2018590C1	8997	6	N/A		
QQ11-GE	18	WH	TXL	2018639C1	2018590C1	8997	6	N/A		
QT11-GE	18	WH	TXL	2018639C1	2018590C1	8997	6	N/A		
QV11-GE	18	WH	TXL	2018639C1	2018590C1	8997	6	N/A		
QX11-GE2	18	WH	TXL	2018639C1	2018590C1	8997	6	N/A		
QH11-GLA	18	WH	TXL	2018639C1	2018590C1	8997	7	N/A		
QN11-GLA	18	WH	TXL	2018639C1	2018590C1	8997	7	N/A		
QV11-GLA	18	WH	TXL	2018639C1	2018590C1	8997	7	N/A		
QX11-GLA	18	WH	TXL	2018639C1	2018590C1	8997	7	N/A		
QH11-GL	18	WH	TXL	2018639C1	2018590C1	8997	8	N/A		
QQ11-GL	18	WH	TXL	2018639C1	2018590C1	8997	8	N/A		
QT11-GL	18	WH	TXL	2018639C1	2018590C1	8997	8	N/A		
QV11-GL	18	WH	TXL	2018639C1	2018590C1	8997	8	N/A		
QX11-GL2	18	WH	TXL	2018639C1	2018590C1	8997	8	N/A		
QJ11-GFA	18	WH	TXL	2018639C1	2018590C1	8997	9	N/A		
QP11-GFA	18	WH	TXL	2018639C1	2018590C1	8997	9	N/A		
QV11-GFA	18	WH	TXL	2018639C1	2018590C1	8997	9	N/A		
QY11-GFA	18	WH	TXL	2018639C1	2018590C1	8997	9	N/A		
QJ11-GF	18	WH	TXL	2018639C1	2018590C1	8997	10	N/A		
QP11-GF	18	WH	TXL	2018639C1	2018590C1	8997	10	N/A		
QV11-GF	18	WH	TXL	2018639C1	2018590C1	8997	10	N/A		
QY11-GF2	18	WH	TXL	2018639C1	2018590C1	8997	10	N/A		
QJ11-GMA	18	WH	TXL	2018639C1	2018590C1	8997	11	N/A		
QP11-GMA	18	WH	TXL	2018639C1	2018590C1	8997	11	N/A		
QV11-GMA	18	WH	TXL	2018639C1	2018590C1	8997	11	N/A		
QY11-GMA	18	WH	TXL	2018639C1	2018590C1	8997	11	N/A		
QJ11-GM	18	WH	TXL	2018639C1	2018590C1	8997	12	N/A		
QP11-GM	18	WH	TXL	2018639C1	2018590C1	8997	12	N/A		
QV11-GM	18	WH	TXL	2018639C1	2018590C1	8997	12	N/A		
QY11-GM2	18	WH	TXL	2018639C1	2018590C1	8997	12	N/A		
QS3D(+)	20	DKBL	TXL	3727971C1	3553404C1	8998	4	N/A		
QU3D(+)	20	DKBL	TXL	3727971C1	3553404C1	8998	4	N/A		
QZ3D(+)	20	DKBL	TXL	3727971C1	3553404C1	8998	4	N/A		
QS3D(-)	20	GY	TXL	3727971C1	3553404C1	8998	5	N/A		
QU3D(-)	20	GY	TXL	3727971C1	3553404C1	8998	5	N/A		
QZ3D(-)	20	GY	TXL	3727971C1	3553404C1	8998	5	N/A		
QS5B(+)	18	YL	TXL	3727971C1	3553404C1	8998	6	N/A		
QU5B(+)	18	YL	TXL	3727971C1	3553404C1	8998	6	N/A		
QZ5D2(+)	18	YL	TXL	3727971C1	3553404C1	8998	6	N/A		
QS5B(-)	18	GN	TXL	3727971C1	3553404C1	8998	7	N/A		
QU5B(-)	18	GN	TXL	3727971C1	3553404C1	8998	7	N/A		
QZ5D2(-)	18	GN	TXL	3727971C1	3553404C1	8998	7	N/A		
QS13R	18	RD	TXL	3727971C1	3553404C1	8998	10	N/A		
QU14RC	18	RD	TXL	3727971C1	3553404C1	8998	10	N/A		
QZ13R2	18	RD	TXL	3727971C1	3553404C1	8998	10	N/A		
QS11-G	18	WH	TXL	3727971C1	3553404C1	8998	12	N/A		
QU11-G3	18	WH	TXL	3727971C1	3553404C1	8998	12	N/A		
QZ11-G	18	WH	TXL	3727971C1	3553404C1	8998	12	N/A		
QS11-GA	18	WH	TXL	3727971C1	3586750C1	8999	1	N/A		
QU11-GA1	18	WH	TXL	3727971C1	3586750C1	8999	1	N/A		

Circuit Number	Gauge	Color	Insulation	Terminal / Splice Number	Connector Part number	Connector Number	Cavity	Seal/Sleeve	Lock 1	Lock 2
QZ11-GA3	18	WH	TXL	3727971C1	3586750C1	8999	1	N/A		
QS11-GB	18	WH	TXL	3727971C1	3586750C1	8999	2	N/A		
QU11-GB1	18	WH	TXL	3727971C1	3586750C1	8999	2	N/A		
QZ11-GB3	18	WH	TXL	3727971C1	3586750C1	8999	2	N/A		
QG11-GC	18	WH	TXL	3727971C1	3586750C1	8999	3	N/A		
QH11-GD	18	WH	TXL	3727971C1	3586750C1	8999	4	N/A		
QV11-GD1	18	WH	TXL	3727971C1	3586750C1	8999	4	N/A		
QX11-GD3	18	WH	TXL	3727971C1	3586750C1	8999	4	N/A		
QH11-GE	18	WH	TXL	3727971C1	3586750C1	8999	5	N/A		
QV11-GE1	18	WH	TXL	3727971C1	3586750C1	8999	5	N/A		
QX11-GE3	18	WH	TXL	3727971C1	3586750C1	8999	5	N/A		
QJ11-GF	18	WH	TXL	3727971C1	3586750C1	8999	6	N/A		
QV11-GF1	18	WH	TXL	3727971C1	3586750C1	8999	6	N/A		
QY11-GF3	18	WH	TXL	3727971C1	3586750C1	8999	6	N/A		
QJ11-GM	18	WH	TXL	3727971C1	3586750C1	8999	7	N/A		
QV11-GM1	18	WH	TXL	3727971C1	3586750C1	8999	7	N/A		
QY11-GM3	18	WH	TXL	3727971C1	3586750C1	8999	7	N/A		
QH11-GL	18	WH	TXL	3727971C1	3586750C1	8999	8	N/A		
QV11-GL1	18	WH	TXL	3727971C1	3586750C1	8999	8	N/A		
QX11-GL3	18	WH	TXL	3727971C1	3586750C1	8999	8	N/A		
QH11-GK	18	WH	TXL	3727971C1	3586750C1	8999	9	N/A		
QV11-GK1	18	WH	TXL	3727971C1	3586750C1	8999	9	N/A		
QX11-GK3	18	WH	TXL	3727971C1	3586750C1	8999	9	N/A		
QG11-GJ	18	WH	TXL	3727971C1	3586750C1	8999	10	N/A		
QS11-GH	18	WH	TXL	3727971C1	3586750C1	8999	11	N/A		
QU11-GH1	18	WH	TXL	3727971C1	3586750C1	8999	11	N/A		
QZ11-GH3	18	WH	TXL	3727971C1	3586750C1	8999	11	N/A		
QS11-GG	18	WH	TXL	3727971C1	3586750C1	8999	12	N/A		
QU11-GG1	18	WH	TXL	3727971C1	3586750C1	8999	12	N/A		
QZ11-GG3	18	WH	TXL	3727971C1	3586750C1	8999	12	N/A		
NP39A	18	GY	GXL	2033819C1	1671610C1	9001	A	1652325C1		
NP39A	18	GY	GXL	2033819C1	1671610C1	9001	A	1652325C1		
NP39-GF	18	WH	GXL	2033819C1	1671610C1	9001	B	1652325C1		
NP39-GF	18	WH	GXL	2033819C1	1671610C1	9001	B	1652325C1		
NN39A	18	GY	GXL	2033819C1	1671610C1	9002	A	1652325C1		
NN39A	18	GY	GXL	2033819C1	1671610C1	9002	A	1652325C1		
NN39-GF	18	WH	GXL	2033819C1	1671610C1	9002	B	1652325C1		
NN39-GF	18	WH	GXL	2033819C1	1671610C1	9002	B	1652325C1		
PH39A	18	GY	GXL	2033819C1	1671610C1	9003	A	1652325C1	1673791C1	
PH39A	18	GY	GXL	2033819C1	1671610C1	9003	A	1652325C1		
PH39-GF	18	WH	GXL	2033819C1	1671610C1	9003	B	1652325C1	1667771C1	
PH39-GF	18	WH	GXL	2033819C1	1671610C1	9003	B	1652325C1		
RE36B	18	TN	GXL	1661875C1	1661778C1	9100	A	1661872C1		
RE36B	18	TN	GXL	1661875C1	1661778C1	9100	A	1661872C1		
RP36	18	TN	GXL	1661875C1	1661778C1	9100	A	1661872C1		
RE9A	18	GY	GXL	1661875C1	1661778C1	9100	B	1661872C1		
RE9A	18	GY	GXL	1661875C1	1661778C1	9100	B	1661872C1		
RP9D	18	GY	GXL	1661875C1	1661778C1	9100	B	1661872C1		
SP36A	18	TN	GXL	1661875C1	1661778C1	9101	A	1661872C1		
SP36A	18	TN	GXL	1661875C1	1661778C1	9101	A	1661872C1		
SP9B	18	GY	GXL	1661875C1	1661778C1	9101	B	1661872C1		
SP9B	18	GY	GXL	1661875C1	1661778C1	9101	B	1661872C1		
PU37-G	18	WH	GXL	1661875C1	3522068C1	9102	A	1661872C1		
PU37-G	18	WH	GXL	1661875C1	3522068C1	9102	A	1661872C1		

Circuit Number	Gauge	Color	Insulation	Terminal / Splice Number	Connector Part number	Connector Number	Cavity	Seal/Sleeve	Lock 1	Lock 2
PU37D	16	TN	GXL	1661875C1	3522068C1	9102	B	1661872C1		
PU37D	16	TN	GXL	1661875C1	3522068C1	9102	B	1661872C1		
RG36B	18	TN	GXL	1661875C1	1661778C1	9103	A	1661872C1		
RG9A	18	GY	GXL	1661875C1	1661778C1	9103	B	1661872C1		
UB39B	16	GY	TXL	3618273C1	3756499C1	9300	1	N/A		
PD39B	16	GY	GXL	3613770C1	3626436C1	9300	1	N/A		
PR39B	16	GY	GXL	3613770C1	3626436C1	9300	1	N/A	3539784C1	
PU39B	16	GY	GXL	3613770C1	3626436C1	9300	1	N/A		
PV39B	16	GY	GXL	3613770C1	3626436C1	9300	1	N/A	3573833C1	
PW39B	16	GY	GXL	3613770C1	3626436C1	9300	1	N/A		
UB39B	16	GY	TXL	3618273C1	3756499C1	9300	1	N/A		
PD39B	16	GY	GXL	3613770C1	3626436C1	9300	1	N/A		
PH39B	16	GY	GXL	3613770C1	3626436C1	9300	1	N/A		
PJ39B	16	GY	GXL	3613770C1	3626436C1	9300	1	N/A		
PK39B	16	GY	GXL	3613770C1	3626436C1	9300	1	N/A		
UB39-GB	16	WH	GXL	3618273C1	3756499C1	9300	2	N/A		
PD39-GB	16	WH	GXL	3613770C1	3626436C1	9300	2	N/A	3540758C1	
PR39-GB	16	WH	GXL	3613770C1	3626436C1	9300	2	N/A	3601839C1	
PU39-GB	16	WH	GXL	3613770C1	3626436C1	9300	2	N/A		
PV39-GB	16	WH	GXL	3613770C1	3626436C1	9300	2	N/A		
PW39-GB	16	WH	GXL	3613770C1	3626436C1	9300	2	N/A	3768011C1	
UB39-GB	16	WH	GXL	3618273C1	3756499C1	9300	2	N/A		
PD39-GB	16	WH	GXL	3613770C1	3626436C1	9300	2	N/A		
PH39-GB	16	WH	GXL	3613770C1	3626436C1	9300	2	N/A		
PJ39-GB	16	WH	GXL	3613770C1	3626436C1	9300	2	N/A		
PK39-GB	16	WH	GXL	3613770C1	3626436C1	9300	2	N/A		
ME90B	10	RD	TXL	3515522C1	3525613C1	9311	A	3541256C1		
ME90B	10	RD	TXL	3515522C1	3525613C1	9311	A	3541256C1		
ME90A	12	GY	TXL	3614762C1	3525613C1	9311	B	3541256C1		
ME90A	12	GY	TXL	3614762C1	3525613C1	9311	B	3541256C1		
RC94A	16	GY	GXL	1680205C1	3539777C1	9501	1	N/A		
TA94G	16	GY	GXL	1680205C1	3539777C1	9501	1	N/A		
UF94A	16	GY	GXL	1680205C1	3539777C1	9501	1	N/A		
RC94B	16	OR	GXL	1680205C1	3539777C1	9501	2	N/A		
TA94H	16	OR	GXL	1680205C1	3539777C1	9501	2	N/A		
UF94B	16	GY	GXL	1680205C1	3539777C1	9501	2	N/A		
RC94E	16	BK	TXL	2033819C1	1686834C1	9502	A	1652325C1		
TA94F	16	BK	TXL	2033819C1	1686834C1	9502	A	1652325C1		
UF94E	16	GY	GXL	2033819C1	1686834C1	9502	A	1652325C1		
RC94F	16	RD	TXL	2033819C1	1686834C1	9502	B	1652325C1		
TA94E	16	RD	TXL	2033819C1	1686834C1	9502	B	1652325C1		
UF94F	16	GY	GXL	2033819C1	1686834C1	9502	B	1652325C1		
RC94H	16	BN	TXL	2033819C1	1686834C1	9502	C	1652325C1		
TA94D	16	BN	TXL	2033819C1	1686834C1	9502	C	1652325C1		
UF94H	16	GY	GXL	2033819C1	1686834C1	9502	C	1652325C1		
RC94C	16	DKBL	GXL	1680205C1	3539777C1	9503	1	N/A		
TA94J	16	DKBL	GXL	1680205C1	3539777C1	9503	1	N/A		
UF94C	16	GY	GXL	1680205C1	3539777C1	9503	1	N/A		
RC94D	16	YL	GXL	1680205C1	3539777C1	9503	2	N/A		
TA94K	16	YL	GXL	1680205C1	3539777C1	9503	2	N/A		
UF94D	16	GY	GXL	1680205C1	3539777C1	9503	2	N/A		
RC94J	16	VT	TXL	2033819C1	1686834C1	9504	A	1652325C1		
TA94C	16	VT	TXL	2033819C1	1686834C1	9504	A	1652325C1		
UF94J	16	GY	GXL	2033819C1	1686834C1	9504	A	1652325C1		

Circuit Number	Gauge	Color	Insulation	Terminal / Splice Number	Connector Part number	Connector Number	Cavity	Seal/Sleeve	Lock 1	Lock 2
RC94K	16	LTGN	TXL	2033819C1	1686834C1	9504	B	1652325C1		
TA94A	16	LTGN	TXL	2033819C1	1686834C1	9504	B	1652325C1		
UF94K	16	GY	GXL	2033819C1	1686834C1	9504	B	1652325C1		
RC94L	16	LTBL	TXL	2033819C1	1686834C1	9504	C	1652325C1		
TA94B	16	LTBL	TXL	2033819C1	1686834C1	9504	C	1652325C1		
UF94L	16	GY	GXL	2033819C1	1686834C1	9504	C	1652325C1		
PL44B	18	GY	TXL	3509874C1	3578644C1	9506	1	3532128C1	3525875C1	
PL44B	18	WH	TXL	3509874C1	3578644C1	9506	1	3532128C1		
PL90E-G	18	WH	GXL	3509874C1	3578644C1	9506	2	3509903C1		
PL90E-G	18	WH	GXL	3509874C1	3578644C1	9506	2	3509903C1		
AD94T	16	GY	GXL	2033819C1	1686834C1	9506	A	1652325C1		
AD94U	16	GY	GXL	2033819C1	1686834C1	9506	B	1652325C1		
AD94V	16	GY	GXL	2033819C1	1686834C1	9506	C	1652325C1		
MP90A-G	12	WH	GXL	3573654C1	3573656C1	9510	1	3573655C1		
PL90A-G	12	WH	GXL	3573654C1	3573656C1	9510	1	3573655C1		
MP90A-G	12	WH	GXL	3573654C1	3573656C1	9510	1	3573655C1		
PL90A-G	12	WH	GXL	3573654C1	3573656C1	9510	1	3573655C1		
ME90A	12	GY	TXL	3573654C1	3573656C1	9510	2	3615148C1		
ME90A	12	GY	TXL	3573654C1	3573656C1	9510	2	3615148C1		
MP90E	18	GY	TXL	3573652C1	3573648C2	9511	1	3573653C1		
PL90C	18	GY	TXL	3573652C1	3573648C2	9511	1	3573653C1	3539784C1	
MP90E	18	GY	TXL	3573652C1	3573648C2	9511	1	3573653C1		
PL90C	18	GY	TXL	3573652C1	3573648C2	9511	1	3573653C1		
ME90F	18	GY	TXL	3573652C1	3573648C2	9511	3	3573653C1		
ME90F	18	GY	TXL	3573652C1	3573648C2	9511	3	3573653C1		
PL44B	18	GY	TXL	3573652C1	3573648C2	9511	4	3573653C1		
PL44B	18	GY	TXL	3573652C1	3573648C2	9511	4	3573653C1		
PL44C	18	GY	TXL	3573652C1	3573648C2	9511	5	3573653C1		
PL44C	18	GY	TXL	3573652C1	3573648C2	9511	5	3573653C1		
MP90K	18	GY	TXL	3573652C1	3573648C2	9511	6	3573653C1		
PL90K	18	GY	TXL	3573652C1	3573648C2	9511	6	3573653C1		
MP90K	18	GY	TXL	3573652C1	3573648C2	9511	6	3573653C1		
PL90K	18	GY	TXL	3573652C1	3573648C2	9511	6	3573653C1		
PL44D	18	GY	TXL	3573652C1	3573648C2	9511	7	3573653C1	3540454C1	3551897C1
PL44D	18	GY	TXL	3573652C1	3573648C2	9511	7	3573653C1		
ME90H	18	GY	TXL	3573652C1	3573648C2	9511	9	3573653C1		
ME90H	18	GY	TXL	3573652C1	3573648C2	9511	9	3573653C1		
ME90BA	18	GY	TXL	3573652C1	3573648C2	9511	10	3573653C1		
ME90BA	18	GY	TXL	3573652C1	3573648C2	9511	10	3573653C1		
PL44A	18	GY	TXL	3573652C1	3573648C2	9511	11	3573653C1	3525873C1	
PL44A	18	GY	TXL	3573652C1	3573648C2	9511	11	3573653C1		
JC5C(+)	18	YL	TXL	3573652C1	3573648C2	9511	14	3573653C1	2005243C1	
JC5C(+)	18	YL	TXL	3573652C1	3573648C2	9511	14	3573653C1		
JC5C(-)	18	GN	TXL	3573652C1	3573648C2	9511	15	3573653C1	3573833C1	3683466C1
JC5C(-)	18	GN	TXL	3573652C1	3573648C2	9511	15	3573653C1		
ME90	12	GY	TXL	3573654C1	3573648C2	9511	16	3615148C1		
ME90	12	GY	TXL	3573654C1	3573648C2	9511	16	3615148C1		
ME94L	12	GY	GXL	3573654C1	3573648C2	9511	17	3573655C1		
ME94L	12	GY	GXL	3573654C1	3573648C2	9511	17	3573655C1		
MP90-G	12	WH	GXL	3573654C1	3573648C2	9511	18	3573655C1		
PL90-G	12	WH	GXL	3573654C1	3573648C2	9511	18	3573655C1	3558056C1	
MP90-G	12	WH	GXL	3573654C1	3573648C2	9511	18	3573655C1		
PL90-G	12	WH	GXL	3573654C1	3573648C2	9511	18	3573655C1		
MP94-GB	12	WH	GXL	3573654C1	3573648C2	9511	19	3573655C1		

Circuit Number	Gauge	Color	Insulation	Terminal / Splice Number	Connector Part number	Connector Number	Cavity	Seal/Sleeve	Lock 1	Lock 2
PL94-GB	12	WH	GXL	3573654C1	3573648C2	9511	19	3573655C1		
MP94-GB	12	WH	GXL	3573654C1	3573648C2	9511	19	3573655C1		
PL94-GB	12	WH	GXL	3573654C1	3573648C2	9511	19	3573655C1		
ME94N(+)	18	GY	TXL	3573652C1	3573648C2	9511	22	3573653C1		
ME94N(+)	18	GY	TXL	3573652C1	3573648C2	9511	22	3573653C1		
ME94M(-)	18	GY	TXL	3573652C1	3573648C2	9511	23	3573653C1		
ME94M(-)	18	GY	TXL	3573652C1	3573648C2	9511	23	3573653C1		
ME94L(-)	18	GY	TXL	3573652C1	3573648C2	9511	24	3573653C1		
ME94L(-)	18	GY	TXL	3573652C1	3573648C2	9511	24	3573653C1		
ME94R(-)	18	GY	TXL	3573652C1	3573648C2	9511	25	3573653C1		
ME94R(-)	18	GY	TXL	3573652C1	3573648C2	9511	25	3573653C1		
ME3C(-)	18	GY	TXL	3573652C1	3573648C2	9511	26	3573653C1		
ME3C(-)	18	GY	TXL	3573652C1	3573648C2	9511	26	3573653C1		
ME94N(-)	18	GY	TXL	3573652C1	3573648C2	9511	27	3573653C1		
ME94N(-)	18	GY	TXL	3573652C1	3573648C2	9511	27	3573653C1		
ME94M(+)	18	GY	TXL	3573652C1	3573648C2	9511	28	3573653C1		
ME94M(+)	18	GY	TXL	3573652C1	3573648C2	9511	28	3573653C1		
ME94L(+)	18	GY	TXL	3573652C1	3573648C2	9511	29	3573653C1		
ME94L(+)	18	GY	TXL	3573652C1	3573648C2	9511	29	3573653C1		
ME94R(+)	18	GY	TXL	3573652C1	3573648C2	9511	30	3573653C1		
ME94R(+)	18	GY	TXL	3573652C1	3573648C2	9511	30	3573653C1		
ME3C(+)	18	DKBL	TXL	3573652C1	3573648C2	9511	31	3573653C1		
ME3C(+)	18	DKBL	TXL	3573652C1	3573648C2	9511	31	3573653C1		
TA94SS	16	BK	TXL	2033819C1	1686834C1	9520	A	1652325C1		
UF94BZ	16	BK	TXL	2033819C1	1686834C1	9520	A	1652325C1		
TA94TT	16	RD	TXL	2033819C1	1686834C1	9520	B	1652325C1		
UF94BY	16	RD	TXL	2033819C1	1686834C1	9520	B	1652325C1		
TA94UU	16	BN	TXL	2033819C1	1686834C1	9520	C	1652325C1		
UF94BP	16	BN	TXL	2033819C1	1686834C1	9520	C	1652325C1		
TA94M	16	GY	GXL	1680205C1	3539777C1	9521	1	N/A		
UF94BR	16	GY	GXL	1680205C1	3539777C1	9521	1	N/A		
TA94N	16	OR	GXL	1680205C1	3539777C1	9521	2	N/A		
UF94BQ	16	OR	GXL	1680205C1	3539777C1	9521	2	N/A		
TA94VV	16	VT	TXL	2033819C1	1686834C1	9522	A	1652325C1		
UF94BS	16	VT	TXL	2033819C1	1686834C1	9522	A	1652325C1		
TA94W	16	LTGN	TXL	2033819C1	1686834C1	9522	B	1652325C1		
UF94BT	16	LTGN	TXL	2033819C1	1686834C1	9522	B	1652325C1		
TA94X	16	LTBL	TXL	2033819C1	1686834C1	9522	C	1652325C1		
UF94BU	16	LTBL	TXL	2033819C1	1686834C1	9522	C	1652325C1		
TA94PP	16	DKBL	GXL	1680205C1	3539777C1	9523	1	N/A		
UF94BW	16	DKBL	GXL	1680205C1	3539777C1	9523	1	N/A		
TA94RR	16	YL	GXL	1680205C1	3539777C1	9523	2	N/A		
UF94BV	16	YL	GXL	1680205C1	3539777C1	9523	2	N/A		
AL94A	16	GY	GXL	3574288C1	3576268C1	9524	1	UNDEF		
TA94G	16	GY	GXL	3574288C1	3576268C1	9524	1	UNDEF		
AL94E	16	GY	GXL	3574285C1	3576268C1	9524	2	UNDEF		
TA94F	16	BK	TXL	3574285C1	3576268C1	9524	2	UNDEF		
AL94L	16	GY	GXL	3574285C1	3576268C1	9524	3	UNDEF		
TA94C	16	VT	TXL	3574285C1	3576268C1	9524	3	UNDEF		
AL94F	16	GY	GXL	3574288C1	3576268C1	9524	4	UNDEF		
TA94J	16	DKBL	GXL	3574288C1	3576268C1	9524	4	UNDEF		
AL94D	16	GY	GXL	3574285C1	3576268C1	9524	5	UNDEF		
TA94E	16	RD	TXL	3574285C1	3576268C1	9524	5	UNDEF		
AL94K	16	GY	GXL	3574285C1	3576268C1	9524	6	UNDEF		

Circuit Number	Gauge	Color	Insulation	Terminal / Splice Number	Connector Part number	Connector Number	Cavity	Seal/Sleeve	Lock 1	Lock 2
TA94A	16	LTGN	TXL	3574285C1	3576268C1	9524	6	UNDEF		
AL94C	16	GY	GXL	3574285C1	3576268C1	9524	7	UNDEF		
TA94D	16	BN	TXL	3574285C1	3576268C1	9524	7	UNDEF		
AL94H	16	GY	GXL	3574285C1	3576268C1	9524	8	UNDEF		
TA94B	16	LTBL	TXL	3574285C1	3576268C1	9524	8	UNDEF		
AL94B	16	GY	GXL	3574288C1	3576268C1	9524	9	UNDEF		
TA94H	16	OR	GXL	3574288C1	3576268C1	9524	9	UNDEF		
AL94G	16	GY	GXL	3574288C1	3576268C1	9524	12	UNDEF		
TA94K	16	YL	GXL	3574288C1	3576268C1	9524	12	UNDEF		
JC5B(+)	18	YL	TXL	3683464C1	3683465C1	9530	A	3535424C1		
JD5B(+)	18	YL	TXL	3683464C1	3683465C1	9530	A	3535424C1		
JC5B(+)	18	YL	TXL	3683464C1	3683465C1	9530	A	3535424C1		
JD5B(+)	18	YL	TXL	3683464C1	3683465C1	9530	A	3535424C1		
JC5B(-)	18	GN	TXL	3683464C1	3683465C1	9530	B	3535424C1		
JD5B(-)	18	GN	TXL	3683464C1	3683465C1	9530	B	3535424C1		
JC5B(-)	18	GN	TXL	3683464C1	3683465C1	9530	B	3535424C1		
JD5B(-)	18	GN	TXL	3683464C1	3683465C1	9530	B	3535424C1		
AL94R	16	GY	GXL	1680205C1	3539777C1	9540	1	N/A		
UG94R	16	GY	GXL	1680205C1	3539777C1	9540	1	N/A		
AL94S	16	OR	GXL	1680205C1	3539777C1	9540	2	N/A		
UG94S	16	OR	GXL	1680205C1	3539777C1	9540	2	N/A		
AL94M	16	BK	TXL	2033819C1	1686834C1	9541	A	1652325C1		
UG94M	16	BK	TXL	2033819C1	1686834C1	9541	A	1652325C1		
AL94N	16	RD	TXL	2033819C1	1686834C1	9541	B	1652325C1		
UG94N	16	RD	TXL	2033819C1	1686834C1	9541	B	1652325C1		
AL94P	16	BN	TXL	2033819C1	1686834C1	9541	C	1652325C1		
UG94P	16	BN	TXL	2033819C1	1686834C1	9541	C	1652325C1		
AL94W	16	DKBL	GXL	1680205C1	3539777C1	9542	1	N/A		
UG94W	16	DKBL	GXL	1680205C1	3539777C1	9542	1	N/A		
AL94X	16	YL	GXL	1680205C1	3539777C1	9542	2	N/A		
UG94X	16	YL	GXL	1680205C1	3539777C1	9542	2	N/A		
AL94T	16	VT	TXL	2033819C1	1686834C1	9543	A	1652325C1		
UG94T	16	VT	TXL	2033819C1	1686834C1	9543	A	1652325C1		
AL94U	16	LTGN	TXL	2033819C1	1686834C1	9543	B	1652325C1		
UG94U	16	LTGN	TXL	2033819C1	1686834C1	9543	B	1652325C1		
AL94V	16	LTBL	TXL	2033819C1	1686834C1	9543	C	1652325C1		
UG94V	16	LTBL	TXL	2033819C1	1686834C1	9543	C	1652325C1		
AL94E	16	GY	GXL	2033819C1	1686834C1	9548	A	1652325C1		
UG94E	16	GY	GXL	2033819C1	1686834C1	9548	A	1652325C1		
US94E	16	GY	GXL	2033819C1	1686834C1	9548	A	1652325C1		
AL94D	16	GY	GXL	2033819C1	1686834C1	9548	B	1652325C1		
UG94D	16	GY	GXL	2033819C1	1686834C1	9548	B	1652325C1		
US94D	16	GY	GXL	2033819C1	1686834C1	9548	B	1652325C1		
AL94C	16	GY	GXL	2033819C1	1686834C1	9548	C	1652325C1		
UG94C	16	GY	GXL	2033819C1	1686834C1	9548	C	1652325C1		
US94C	16	GY	GXL	2033819C1	1686834C1	9548	C	1652325C1		
AL94A	16	GY	GXL	1680205C1	3539777C1	9549	1	N/A		
UG94A	16	GY	GXL	1680205C1	3539777C1	9549	1	N/A		
AL94B	16	GY	GXL	1680205C1	3539777C1	9549	2	N/A		
UG94B	16	GY	GXL	1680205C1	3539777C1	9549	2	N/A		
ME90B	10	RD	TXL	1687847C1	1664531C1	9550	A	589390C1		
ME90B	10	RD	TXL	1687847C1	1664531C1	9550	A	589390C1		
AL94L	16	GY	GXL	2033819C1	1686834C1	9550	A	1652325C1		
UG94L	16	GY	GXL	2033819C1	1686834C1	9550	A	1652325C1		

Circuit Number	Gauge	Color	Insulation	Terminal / Splice Number	Connector Part number	Connector Number	Cavity	Seal/Sleeve	Lock 1	Lock 2
AL94K	16	GY	GXL	2033819C1	1686834C1	9550	B	1652325C1		
UG94K	16	GY	GXL	2033819C1	1686834C1	9550	B	1652325C1		
AL94H	16	GY	GXL	2033819C1	1686834C1	9550	C	1652325C1		
UG94H	16	GY	GXL	2033819C1	1686834C1	9550	C	1652325C1		
AL94F	16	GY	GXL	1680205C1	3539777C1	9551	1	N/A		
UG94F	16	GY	GXL	1680205C1	3539777C1	9551	1	N/A		
UV94F	16	GY	GXL	1680205C1	3539777C1	9551	1	N/A		
AL94G	16	GY	GXL	1680205C1	3539777C1	9551	2	N/A		
UG94G	16	GY	GXL	1680205C1	3539777C1	9551	2	N/A		
UV94G	16	GY	GXL	1680205C1	3539777C1	9551	2	N/A		
UL94M	16	BK	TXL	2033819C1	1686834C1	9556	A	1652325C1		
UL94N	16	RD	TXL	2033819C1	1686834C1	9556	B	1652325C1		
UL94P	16	BN	TXL	2033819C1	1686834C1	9556	C	1652325C1		
UL94R	16	GY	GXL	1680205C1	3539777C1	9557	1	N/A		
UL94S	16	OR	GXL	1680205C1	3539777C1	9557	2	N/A		
UL94E	16	GY	GXL	2033819C1	1686834C1	9558	A	1652325C1		
UL94D	16	GY	GXL	2033819C1	1686834C1	9558	B	1652325C1		
UL94C	16	GY	GXL	2033819C1	1686834C1	9558	C	1652325C1		
UL94A	16	GY	GXL	1680205C1	3539777C1	9559	1	N/A		
UL94B	16	GY	GXL	1680205C1	3539777C1	9559	2	N/A		
UL94F	16	GY	GXL	1680205C1	3539777C1	9560	1	N/A		
UL94G	16	GY	GXL	1680205C1	3539777C1	9560	2	N/A		
UL94L	16	GY	GXL	2033819C1	1686834C1	9561	A	1652325C1		
UL94K	16	GY	GXL	2033819C1	1686834C1	9561	B	1652325C1		
UL94H	16	GY	GXL	2033819C1	1686834C1	9561	C	1652325C1		
UL94T	16	VT	TXL	2033819C1	1686834C1	9562	A	1652325C1		
UL94U	16	LTGN	TXL	2033819C1	1686834C1	9562	B	1652325C1		
UL94V	16	LTBL	TXL	2033819C1	1686834C1	9562	C	1652325C1		
UL94W	16	DKBL	GXL	1680205C1	3539777C1	9563	1	N/A		
UL94X	16	YL	GXL	1680205C1	3539777C1	9563	2	N/A		
ME90	12	GY	TXL	2033816C1	1664531C1	9570	A	589391C1		
ME90	12	GY	TXL	2033816C1	1664531C1	9570	A	589391C1		
NC70T	10	RD	GXL	1667737C1	1667733C1	9715	A	1667735C1		
NE70F	10	RD	GXL	1667737C1	1667733C1	9715	A	1667735C1		
NC70T	10	RD	GXL	1667737C1	1667733C1	9715	A	1667735C1		
NE70F	10	RD	GXL	1667737C1	1667733C1	9715	A	1667735C1		
NC68T	10	BN	GXL	1667737C1	1667733C1	9715	B	1667735C1		
NE68F	10	BN	GXL	1667737C1	1667733C1	9715	B	1667735C1		
NC68T	10	BN	GXL	1667737C1	1667733C1	9715	B	1667735C1		
NE68F	10	BN	GXL	1667737C1	1667733C1	9715	B	1667735C1		
NC94T	10	GY	GXL	1667737C1	1667733C1	9715	C	1667735C1		
NE94F	10	GY	GXL	1667737C1	1667733C1	9715	C	1667735C1		
NC94T	10	GY	GXL	1667737C1	1667733C1	9715	C	1667735C1		
NE94F	10	GY	GXL	1667737C1	1667733C1	9715	C	1667735C1		
NC54T	10	BN	GXL	2025425C1	1667732C1	9716	A	1667735C1		
NE54F	10	BN	GXL	2025425C1	1667732C1	9716	A	1667735C1		
NC54T	10	BN	GXL	2025425C1	1667732C1	9716	A	1667735C1	3610532C1	
NE54F	10	BN	GXL	2025425C1	1667732C1	9716	A	1667735C1		
NC56T	10	YL	GXL	2025425C1	1667732C1	9716	B	1667735C1		
NE56F	10	YL	GXL	2025425C1	1667732C1	9716	B	1667735C1		
NC56T	10	YL	GXL	2025425C1	1667732C1	9716	B	1667735C1	3743662C1	
NE56F	10	YL	GXL	2025425C1	1667732C1	9716	B	1667735C1		
NC57T	10	LTGN	GXL	2025425C1	1667732C1	9716	C	1667735C1		
NE57F	10	LTGN	GXL	2025425C1	1667732C1	9716	C	1667735C1		

Circuit Number	Gauge	Color	Insulation	Terminal / Splice Number	Connector Part number	Connector Number	Cavity	Seal/Sleeve	Lock 1	Lock 2
NC57T	10	LTGN	GXL	2025425C1	1667732C1	9716	C	1667735C1		
NE57F	10	LTGN	GXL	2025425C1	1667732C1	9716	C	1667735C1		
NC10D	8	WH	GXL	3700154C1	3700151C1	9717	A	N/A	3539784C1	
NE10F	8	WH	GXL	3700154C1	3700151C1	9717	A	N/A		
NC10D	8	WH	GXL	3700154C1	3700151C1	9717	A	3537135C1		
NE10F	8	WH	GXL	3700154C1	3700151C1	9717	A	3537135C1		
SZ72	10	OR	TXL	1687847C1	1664531C1	9722	A	589390C1		
SS72	10	OR	TXL	1687847C1	1664531C1	9722	A	589390C1		
SW72EB	10	LTGN	TXL	1687848C1	1669834C1	9722	A	589390C1		
UA72EB	10	LTGN	TXL	1687848C1	1669834C1	9722	A	589390C1		
RY14LSB	18	RD	GXL	N/A	BLUNT_SL_V	9724	A	N/A		
RY14LSB	18	RD	GXL	N/A	BLUNT_SL_V	9724	A	N/A		
RG10	8	WH	GXL	N/A	BLUNT_SL_V	9724	A	N/A		
RY14LSA	18	BK	GXL	N/A	BLUNT_SL_V	9724	B	N/A		
RY14LSA	18	BK	GXL	N/A	BLUNT_SL_V	9724	B	N/A		
RG58	10	BN	GXL	N/A	BLUNT_SL_V	9724	B	N/A		
RG56	10	YL	GXL	N/A	BLUNT_SL_V	9724	C	N/A		
RG57	10	LTGN	GXL	N/A	BLUNT_SL_V	9724	D	N/A		
RG70	10	RD	GXL	N/A	BLUNT_SL_V	9724	E	N/A		
RG68	10	BN	GXL	N/A	BLUNT_SL_V	9724	F	N/A		
RG94	10	GY	GXL	N/A	BLUNT_SL_V	9724	G	N/A		
SW72EB	10	LTGN	TXL	N/A	BLUNT_SL_V	9724	H	N/A		
TU58	14	BK	GXL	1667736C1	1667732C1	9726	A	1671603C1		
TU56	16	YL	GXL	1667736C1	1667732C1	9726	B	1664232C1		
TU57	16	LTGN	GXL	1667736C1	1667732C1	9726	C	1664232C1		
TU71	16	OR	GXL	2010349C1	1667733C1	9727	A	1664232C1		
TU68	14	BN	GXL	1667738C1	1667733C1	9727	B	1671603C1		
TU12	14	LTBL	GXL	1667738C1	1667733C1	9727	C	1671603C1		
VD11-G	8	WH	GXL	3517818C1	3517817C1	9728	A	N/A		
TU68	14	BN	GXL	2033912C1	2039312C91	9729	A	589391C1		
TU56	16	YL	GXL	2033911C1	2039312C91	9729	B	1652325C1		
TU57	16	LTGN	GXL	2033911C1	2039312C91	9729	C	1652325C1		
TU58	14	BK	GXL	2033912C1	2039312C91	9729	D	589391C1		
TU71	16	OR	GXL	2033911C1	2039312C91	9729	E	1652325C1		
TU12	14	LTBL	GXL	2033912C1	2039312C91	9729	F	589391C1		
VD11-GA	10	WH	TXL	1687848C1	2039312C91	9729	G	589390C1		
VE11-GA	10	WH	TXL	1687848C1	2039312C91	9729	G	589390C1		
AD59B-G	14	WH	GXL	2033816C1	1661375C2	9736	A	589391C1		
BJ59A-G	14	WH	GXL	2033816C1	1661375C2	9736	A	589391C1	3525875C1	
NG59A-G	14	WH	GXL	2033816C1	1661375C2	9736	A	589391C1		
NG59B	18	GY	GXL	2033819C1	1661375C2	9736	B	1652325C1		
NG59B	18	GY	GXL	2033819C1	1661375C2	9736	B	1652325C1		
NG59C	18	GY	GXL	2033819C1	1661375C2	9736	C	1652325C1		
NG59C	18	GY	GXL	2033819C1	1661375C2	9736	C	1652325C1		
NG59D	18	GY	GXL	2033819C1	1661375C2	9736	D	1652325C1		
NG59D	18	GY	GXL	2033819C1	1661375C2	9736	D	1652325C1		
NG59E	18	GY	GXL	2033819C1	1661375C2	9736	E	1652325C1		
NG59E	18	GY	GXL	2033819C1	1661375C2	9736	E	1652325C1		
TV59B	18	GY	GXL	1661875C1	3522068C1	9737	A	1661872C1		
TV59B	18	GY	GXL	1661875C1	3522068C1	9737	A	1661872C1		
NM59A-G	16	WH	GXL	1661875C1	3522068C1	9737	B	1661872C1		
TW59A-G	16	WH	GXL	1661875C1	3522068C1	9737	B	1661872C1		
NM59A-G	16	WH	GXL	1661875C1	3522068C1	9737	B	1661872C1		
NU59F-G	14	WH	GXL	2033816C1	1661375C2	9740	A	589391C1		

Circuit Number	Gauge	Color	Insulation	Terminal / Splice Number	Connector Part number	Connector Number	Cavity	Seal/Sleeve	Lock 1	Lock 2
NU59G	18	GY	GXL	2033819C1	1661375C2	9740	B	1652325C1		
NU59H	18	GY	GXL	2033819C1	1661375C2	9740	C	1652325C1		
NU59J	18	GY	GXL	2033819C1	1661375C2	9740	D	1652325C1		
NU59K	18	GY	GXL	2033819C1	1661375C2	9740	E	1652325C1		
UA65	16	OR	GXL	1661875C1	1661778C1	9766	A	1661872C1		
UA65	16	OR	GXL	1661875C1	1661778C1	9766	A	1661872C1		
SZ65	16	OR	GXL	1667742C1	3543888C1	9766	A	1661872C1		
YK65-G	16	WH	GXL	1661875C1	1661778C1	9766	B	1661872C1		
YN65-G	16	WH	GXL	1661875C1	1661778C1	9766	B	1661872C1		
YK65-G	16	WH	GXL	1661875C1	1661778C1	9766	B	1661872C1		
YN65-G	16	WH	GXL	1661875C1	1661778C1	9766	B	1661872C1		
SZ65-G	16	WH	GXL	1667742C1	3543888C1	9766	B	1661872C1		
SZ65	16	OR	GXL	1661875C1	1661778C1	9767	A	1661872C1		
SZ65-G	16	WH	GXL	1661875C1	1661778C1	9767	B	1661872C1		
UC67TA	16	GY	GXL	3572626C1	3673640C1	9769	1	N/A		
UD67TA	16	GY	GXL	3572626C1	3673640C1	9769	1	N/A		
UE67TA	16	GY	GXL	3572626C1	3673640C1	9769	1	N/A		
UC67TA	16	GY	GXL	1680206C1	3673640C1	9769	1	N/A		
UC67-G	16	WH	GXL	3572626C1	3673640C1	9769	2	N/A		
UD67-G	16	WH	GXL	3572626C1	3673640C1	9769	2	N/A		
UE67-G	16	WH	GXL	3572626C1	3673640C1	9769	2	N/A		
UC67-G	16	WH	GXL	1680206C1	3673640C1	9769	2	N/A		
UC67U	16	GY	GXL	3572626C1	3673640C1	9769	3	N/A		
UD67U	16	GY	GXL	3572626C1	3673640C1	9769	3	N/A		
UE67U	16	GY	GXL	3572626C1	3673640C1	9769	3	N/A		
UC67U	16	GY	GXL	1680206C1	3673640C1	9769	3	N/A		
UC67V	16	GY	GXL	3572626C1	3673640C1	9769	4	N/A		
UD67V	16	GY	GXL	3572626C1	3673640C1	9769	4	N/A		
UE67V	16	GY	GXL	3572626C1	3673640C1	9769	4	N/A		
UC67V	16	GY	GXL	1680206C1	3673640C1	9769	4	N/A		
UC67W	16	GY	GXL	3572626C1	3673640C1	9769	5	N/A		
UD67W	16	GY	GXL	3572626C1	3673640C1	9769	5	N/A		
UE67W	16	GY	GXL	3572626C1	3673640C1	9769	5	N/A		
UC67W	16	GY	GXL	1680206C1	3673640C1	9769	5	N/A		
UC67-G	16	WH	GXL	3710088C1		9771	1	2644005R1		
UC67-G	16	WH	GXL	3549254C1		9771	A	2644038R1		
UD67-G	16	WH	GXL	3549254C1		9771	A	2644038R1		
UE67-G	16	WH	GXL	3549254C1		9771	A	2644038R1		
PL90D	16	GY	TXL	1661875C1	1667741C1	9777	A	1661872C1		
PL90D	16	GY	TXL	1661875C1	1667741C1	9777	A	1661872C1		
PL94-GE	18	WH	GXL	1661875C1	1667741C1	9777	B	1661872C1		
PL94-GE	18	WH	GXL	1661875C1	1667741C1	9777	B	1661872C1		
PL44D	18	GY	TXL	1661875C1	1667741C1	9777	C	3568570C1	3554019C1	
PL44D	18	GY	TXL	1661875C1	1667741C1	9777	C	3568570C1		
SW59CA	16	GY	TXL	587575C1	587567C91	9778	A	1652325C1		
SW59CA	16	GY	TXL	587577C1	587567C91	9778	A	1652325C1		
SW104CA	16	DKBL	TXL	587575C1	587567C91	9778	B	1652325C1		
SW104CA	16	DKBL	TXL	587577C1	587567C91	9778	B	1652325C1		
EV12-G	18	WH	GXL	3863609C1		9780	1	2644038R1		
RK71A	14	OR	GXL	3559035C1	3558026C1	9800	1	3575783C1		
SL71A	14	OR	GXL	3559035C1	3558026C1	9800	1	3575783C1		
AF71	14	OR	GXL	3559037C1	3558022C1	9800	1	3575783C1		
RB71	14	OR	GXL	3559037C1	3558022C1	9800	1	3575783C1		
RK56	14	OR	GXL	3559035C1	3558026C1	9800	2	3575783C1		

Circuit Number	Gauge	Color	Insulation	Terminal / Splice Number	Connector Part number	Connector Number	Cavity	Seal/Sleeve	Lock 1	Lock 2
SL56	14	OR	GXL	3559035C1	3558026C1	9800	2	3575783C1		
AF56	14	OR	GXL	3559037C1	3558022C1	9800	2	3575783C1		
RB56	14	OR	GXL	3559037C1	3558022C1	9800	2	3575783C1		
RK57	14	OR	GXL	3559035C1	3558026C1	9800	3	3575783C1		
SL57	14	OR	GXL	3559035C1	3558026C1	9800	3	3575783C1		
AF57	14	OR	GXL	3559037C1	3558022C1	9800	3	3575783C1		
RB57	14	OR	GXL	3559037C1	3558022C1	9800	3	3575783C1		
RK68	14	BN	GXL	3559035C1	3558026C1	9800	4	3575783C1		
SL68	14	BN	GXL	3559035C1	3558026C1	9800	4	3575783C1		
AF68	14	BN	GXL	3559037C1	3558022C1	9800	4	3575783C1		
RB68	14	BN	GXL	3559037C1	3558022C1	9800	4	3575783C1		
MG32A	18	TN	GXL	3509874C1	3558026C1	9800	5	3509903C1		
VR36A	18	TN	GXL	3509874C1	3558026C1	9800	5	3509903C1		
RM32A	18	TN	GXL	3559036C1	3558022C1	9800	5	3509903C1		
RP36	18	TN	GXL	3559036C1	3558022C1	9800	5	3509903C1		
RH32	18	TN	GXL	3509874C1	3558026C1	9800	6	3509903C1		
RH32	18	TN	GXL	3509874C1	3558026C1	9800	6	3509903C1		
AF70	14	OR	GXL	3559037C1	3558022C1	9800	6	3575783C1		
RL32	18	TN	GXL	3559036C1	3558022C1	9800	6	3509903C1		
RM32	18	TN	GXL	3559036C1	3558022C1	9800	6	3509903C1		
UC32	18	TN	GXL	3559036C1	3558022C1	9800	6	3509903C1		
MJ49	18	GY	GXL	3509874C1	3558026C1	9800	7	3509903C1		
AJ49	18	WH	GXL	3559036C1	3558022C1	9800	7	3509903C1		
RO49	18	GY	GXL	3559036C1	3558022C1	9800	7	3509903C1		
RL49A	18	GY	TXL	3509874C1	3558026C1	9800	8	3532128C1		
RL49A	18	GY	TXL	3509874C1	3558026C1	9800	8	3532128C1		
AJ49A	18	WH	GXL	3559036C1	3558022C1	9800	8	3509903C1		
AP49A	18	WH	GXL	3559036C1	3558022C1	9800	8	3509903C1		
RN49A	18	GY	GXL	3559036C1	3558022C1	9800	8	3509903C1		
RO49A	18	GY	GXL	3559036C1	3558022C1	9800	8	3509903C1		
RL49-G	18	WH	GXL	3509874C1	3558026C1	9800	9	3509903C1		
RL49-G	18	WH	GXL	3509874C1	3558026C1	9800	9	3509903C1		
AJ10-GB	18	WH	GXL	3559036C1	3558022C1	9800	9	3509903C1		
AP49-GA	18	WH	GXL	3559036C1	3558022C1	9800	9	3509903C1		
RN49-GA	18	WH	GXL	3559036C1	3558022C1	9800	9	3509903C1		
RO10-GB	18	WH	GXL	3559036C1	3558022C1	9800	9	3509903C1		
VR9A	18	GY	GXL	3509874C1	3558026C1	9800	10	3509903C1		
RP9D	18	GY	GXL	3559036C1	3558022C1	9800	10	3509903C1		
MF9F	18	GY	GXL	3509874C1	3558026C1	9800	11	3509903C1		
MG9H	18	GY	GXL	3509874C1	3558026C1	9800	11	3509903C1		
MF9F	18	GY	GXL	3509874C1	3558026C1	9800	11	3509903C1		
RL9C	18	GY	GXL	3559036C1	3558022C1	9800	11	3509903C1		
RM9B	18	GY	GXL	3559036C1	3558022C1	9800	11	3509903C1		
UC9C	18	GY	GXL	3559036C1	3558022C1	9800	11	3509903C1		
SL10-G	12	WH	TXL	3559035C1	3558026C1	9800	12	3575783C1		
SL10-G	12	WH	TXL	3559035C1	3558026C1	9800	12	3575783C1		
AF11-GTL	12	WH	TXL	3559037C1	3558022C1	9800	12	3575783C1		
RB10-G	12	WH	TXL	3559037C1	3558022C1	9800	12	3575783C1		
MD94BE	16	GY	GXL	3559035C1	3558026C1	9800	13	3509903C1		
ME94M(+)	18	GY	TXL	3509874C1	3558026C1	9800	13	3532128C1		
MK94M(+)	18	TN	TXL	3509874C1	3558026C1	9800	13	3532128C1		
MR94WL	16	GY	TXL	3559035C1	3558026C1	9800	13	3509903C1		
MD94BE	16	GY	TXL	3559035C1	3558026C1	9800	13	3509903C1		
ME94M(+)	18	GY	TXL	3509874C1	3558026C1	9800	13	3532128C1		

Circuit Number	Gauge	Color	Insulation	Terminal / Splice Number	Connector Part number	Connector Number	Cavity	Seal/Sleeve	Lock 1	Lock 2
MK94M(+)	18	TN	TXL	3509874C1	3558026C1	9800	13	3532128C1		
MR94WL	16	GY	TXL	3559035C1	3558026C1	9800	13	3509903C1		
AL94R	16	GY	GXL	3559037C1	3558022C1	9800	13	3509903C1		
RC94A	16	GY	GXL	3559037C1	3558022C1	9800	13	3509903C1		
TA94M	16	GY	GXL	3559037C1	3558022C1	9800	13	3509903C1		
UF94BR	16	GY	GXL	3559037C1	3558022C1	9800	13	3509903C1		
UG94R	16	GY	GXL	3559037C1	3558022C1	9800	13	3509903C1		
UJ94WL	18	GY	TXL	3559036C1	3558022C1	9800	13	3532128C1		
UL94R	16	GY	GXL	3559037C1	3558022C1	9800	13	3509903C1		
UP94R	16	GY	GXL	3559037C1	3558022C1	9800	13	3509903C1		
US94R	16	GY	GXL	3559037C1	3558022C1	9800	13	3509903C1		
[RE94M]	18	-	GXL	3559036C1	3558022C1	9800	13	3509903C1		
[RV94WL]	18	-	GXL	3559036C1	3558022C1	9800	13	3509903C1		
[UH94J]	18	-	GXL	3559036C1	3558022C1	9800	13	3509903C1		
[UM94J]	18	-	GXL	3559036C1	3558022C1	9800	13	3509903C1		
MD94BD	16	GY	GXL	3559035C1	3558026C1	9800	14	3509903C1		
ME94M(-)	18	GY	TXL	3509874C1	3558026C1	9800	14	3532128C1		
MK94M(-)	18	TN	TXL	3509874C1	3558026C1	9800	14	3532128C1		
MR94WM	16	GY	TXL	3559035C1	3558026C1	9800	14	3509903C1		
MD94BD	16	GY	TXL	3559035C1	3558026C1	9800	14	3509903C1		
ME94M(-)	18	GY	TXL	3509874C1	3558026C1	9800	14	3532128C1		
MK94M(-)	18	TN	TXL	3509874C1	3558026C1	9800	14	3532128C1		
MR94WM	16	GY	TXL	3559035C1	3558026C1	9800	14	3509903C1		
AL94S	16	OR	GXL	3559037C1	3558022C1	9800	14	3509903C1		
RC94B	16	OR	GXL	3559037C1	3558022C1	9800	14	3509903C1		
TA94N	16	OR	GXL	3559037C1	3558022C1	9800	14	3509903C1		
UF94BQ	16	OR	GXL	3559037C1	3558022C1	9800	14	3509903C1		
UG94S	16	OR	GXL	3559037C1	3558022C1	9800	14	3509903C1		
UJ94WM	18	GY	TXL	3559036C1	3558022C1	9800	14	3532128C1		
UL94S	16	OR	GXL	3559037C1	3558022C1	9800	14	3509903C1		
UP94S	16	OR	GXL	3559037C1	3558022C1	9800	14	3509903C1		
US94S	16	OR	GXL	3559037C1	3558022C1	9800	14	3509903C1		
[RE94N]	18	-	GXL	3559036C1	3558022C1	9800	14	3509903C1		
[RV94WM]	18	-	GXL	3559036C1	3558022C1	9800	14	3509903C1		
[UH94K]	18	-	GXL	3559036C1	3558022C1	9800	14	3509903C1		
[UM94K]	18	-	GXL	3559036C1	3558022C1	9800	14	3509903C1		
MD94BH	16	GY	TXL	3559035C1	3558026C1	9800	15	3509903C1		
ME94N(+)	18	GY	TXL	3509874C1	3558026C1	9800	15	3532128C1		
MK94N(+)	18	TN	TXL	3509874C1	3558026C1	9800	15	3532128C1		
MR94WS	16	GY	TXL	3559035C1	3558026C1	9800	15	3509903C1		
MD94BH	16	GY	TXL	3559035C1	3558026C1	9800	15	3509903C1		
ME94N(+)	18	GY	TXL	3509874C1	3558026C1	9800	15	3532128C1		
MK94N(+)	18	TN	TXL	3509874C1	3558026C1	9800	15	3532128C1		
MR94WS	16	GY	TXL	3559035C1	3558026C1	9800	15	3509903C1		
AL94W	16	DKBL	GXL	3559037C1	3558022C1	9800	15	3509903C1		
RC94C	16	DKBL	GXL	3559037C1	3558022C1	9800	15	3509903C1		
TA94PP	16	DKBL	GXL	3559037C1	3558022C1	9800	15	3509903C1		
UF94BW	16	DKBL	GXL	3559037C1	3558022C1	9800	15	3509903C1		
UG94W	16	DKBL	GXL	3559037C1	3558022C1	9800	15	3509903C1		
UJ94WS	18	GY	TXL	3559036C1	3558022C1	9800	15	3532128C1		
UL94W	16	DKBL	GXL	3559037C1	3558022C1	9800	15	3509903C1		
UP94W	16	DKBL	GXL	3559037C1	3558022C1	9800	15	3509903C1		
UV94W	16	DKBL	GXL	3559037C1	3558022C1	9800	15	3509903C1		
[RE94P]	18	-	GXL	3559036C1	3558022C1	9800	15	3509903C1		

Circuit Number	Gauge	Color	Insulation	Terminal / Splice Number	Connector Part number	Connector Number	Cavity	Seal/Sleeve	Lock 1	Lock 2
[RV94WS]	18	-	GXL	3559036C1	3558022C1	9800	15	3509903C1		
[UH94T]	18	-	GXL	3559036C1	3558022C1	9800	15	3509903C1		
[UM94T]	18	-	GXL	3559036C1	3558022C1	9800	15	3509903C1		
MD94BF	16	GY	TXL	3559035C1	3558026C1	9800	16	3509903C1		
ME94N(-)	18	GY	TXL	3509874C1	3558026C1	9800	16	3532128C1		
MK94N(-)	18	TN	TXL	3509874C1	3558026C1	9800	16	3532128C1		
MR94WT	16	GY	TXL	3559035C1	3558026C1	9800	16	3509903C1		
MD94BF	16	GY	TXL	3559035C1	3558026C1	9800	16	3509903C1		
ME94N(-)	18	GY	TXL	3509874C1	3558026C1	9800	16	3532128C1		
MK94N(-)	18	TN	TXL	3509874C1	3558026C1	9800	16	3532128C1		
MR94WT	16	GY	TXL	3559035C1	3558026C1	9800	16	3509903C1		
AL94X	16	YL	GXL	3559037C1	3558022C1	9800	16	3509903C1		
RC94D	16	YL	GXL	3559037C1	3558022C1	9800	16	3509903C1		
TA94RR	16	YL	GXL	3559037C1	3558022C1	9800	16	3509903C1		
UF94BV	16	YL	GXL	3559037C1	3558022C1	9800	16	3509903C1		
UG94X	16	YL	GXL	3559037C1	3558022C1	9800	16	3509903C1		
UJ94WT	18	GY	TXL	3559036C1	3558022C1	9800	16	3532128C1		
UL94X	16	YL	GXL	3559037C1	3558022C1	9800	16	3509903C1		
UP94X	16	YL	GXL	3559037C1	3558022C1	9800	16	3509903C1		
UV94X	16	YL	GXL	3559037C1	3558022C1	9800	16	3509903C1		
[RE94R]	18	-	GXL	3559036C1	3558022C1	9800	16	3509903C1		
[RV94WT]	18	-	GXL	3559036C1	3558022C1	9800	16	3509903C1		
[UH94U]	18	-	GXL	3559036C1	3558022C1	9800	16	3509903C1		
[UM94U]	18	-	GXL	3559036C1	3558022C1	9800	16	3509903C1		
MD94BA	16	GY	GXL	3559035C1	3558026C1	9800	17	3509903C1		
MR94WN	14	GY	TXL	3559035C1	3558026C1	9800	17	3509903C1		
MD94BA	16	GY	TXL	3559035C1	3558026C1	9800	17	3509903C1		
MR94WN	14	GY	GXL	3559035C1	3558026C1	9800	17	3509903C1		
AE94LA	16	GY	GXL	3559037C1	3558022C1	9800	17	3509903C1		
AL94M	16	BK	TXL	3559037C1	3558022C1	9800	17	3509903C1		
RC94E	16	BK	TXL	3559037C1	3558022C1	9800	17	3509903C1		
TA94SS	16	BK	TXL	3559037C1	3558022C1	9800	17	3509903C1		
UF94BZ	16	BK	TXL	3559037C1	3558022C1	9800	17	3509903C1		
UG94M	16	BK	TXL	3559037C1	3558022C1	9800	17	3509903C1		
UJ94WNNM	14	GY	TXL	3559037C1	3558022C1	9800	17	3509903C1		
UL94M	16	BK	TXL	3559037C1	3558022C1	9800	17	3509903C1		
UP94M	16	BK	TXL	3559037C1	3558022C1	9800	17	3509903C1		
US94M	16	BK	TXL	3559037C1	3558022C1	9800	17	3509903C1		
[RV94WN]	18	-	GXL	3559036C1	3558022C1	9800	17	3509903C1		
[UH94L]	18	-	GXL	3559036C1	3558022C1	9800	17	3509903C1		
[UM94L]	18	-	GXL	3559036C1	3558022C1	9800	17	3509903C1		
MD94BB	16	GY	TXL	3559035C1	3558026C1	9800	18	3509903C1		
MR94-G7	14	GY	TXL	3559035C1	3558026C1	9800	18	3509903C1		
MD94BB	16	GY	TXL	3559035C1	3558026C1	9800	18	3509903C1		
MR94-G7	14	GY	GXL	3559035C1	3558026C1	9800	18	3509903C1		
AE94LB	16	GY	GXL	3559037C1	3558022C1	9800	18	3509903C1		
AL94N	16	RD	TXL	3559037C1	3558022C1	9800	18	3509903C1		
RC94F	16	RD	TXL	3559037C1	3558022C1	9800	18	3509903C1		
TA94TT	16	RD	TXL	3559037C1	3558022C1	9800	18	3509903C1		
UF94BY	16	RD	TXL	3559037C1	3558022C1	9800	18	3509903C1		
UG94N	16	RD	TXL	3559037C1	3558022C1	9800	18	3509903C1		
UJ94G7M	14	GY	TXL	3559037C1	3558022C1	9800	18	3509903C1		
UL94N	16	RD	TXL	3559037C1	3558022C1	9800	18	3509903C1		
UP94N	16	RD	TXL	3559037C1	3558022C1	9800	18	3509903C1		

Circuit Number	Gauge	Color	Insulation	Terminal / Splice Number	Connector Part number	Connector Number	Cavity	Seal/Sleeve	Lock 1	Lock 2
US94N	16	RD	TXL	3559037C1	3558022C1	9800	18	3509903C1		
[RV94G7]	18	-	GXL	3559036C1	3558022C1	9800	18	3509903C1		
[UH94G8]	18	-	GXL	3559036C1	3558022C1	9800	18	3509903C1		
[UM94G8]	18	-	GXL	3559036C1	3558022C1	9800	18	3509903C1		
MD94BC	16	GY	TXL	3559035C1	3558026C1	9800	19	3509903C1		
MR94WR	14	GY	TXL	3559035C1	3558026C1	9800	19	3509903C1		
MD94BC	16	GY	TXL	3559035C1	3558026C1	9800	19	3509903C1		
MR94WR	14	GY	GXL	3559035C1	3558026C1	9800	19	3509903C1		
AE94LC	16	GY	GXL	3559037C1	3558022C1	9800	19	3509903C1		
AL94P	16	BN	TXL	3559037C1	3558022C1	9800	19	3509903C1		
RC94H	16	BN	TXL	3559037C1	3558022C1	9800	19	3509903C1		
TA94UU	16	BN	TXL	3559037C1	3558022C1	9800	19	3509903C1		
UF94BP	16	BN	TXL	3559037C1	3558022C1	9800	19	3509903C1		
UG94P	16	BN	TXL	3559037C1	3558022C1	9800	19	3509903C1		
UJ94WRM	14	GY	TXL	3559037C1	3558022C1	9800	19	3509903C1		
UL94P	16	BN	TXL	3559037C1	3558022C1	9800	19	3509903C1		
UP94P	16	BN	TXL	3559037C1	3558022C1	9800	19	3509903C1		
US94P	16	BN	TXL	3559037C1	3558022C1	9800	19	3509903C1		
[RV94WR]	18	-	GXL	3559036C1	3558022C1	9800	19	3509903C1		
[UH94M]	18	-	GXL	3559036C1	3558022C1	9800	19	3509903C1		
[UM94M]	18	-	GXL	3559036C1	3558022C1	9800	19	3509903C1		
MD94BJ	16	GY	TXL	3559035C1	3558026C1	9800	20	3509903C1		
MR94WU	14	GY	TXL	3559035C1	3558026C1	9800	20	3509903C1		
MD94BJ	16	GY	TXL	3559035C1	3558026C1	9800	20	3509903C1		
MR94WU	14	GY	GXL	3559035C1	3558026C1	9800	20	3509903C1		
AE94RJ	16	GY	GXL	3559037C1	3558022C1	9800	20	3509903C1		
AL94T	16	VT	TXL	3559037C1	3558022C1	9800	20	3509903C1		
RC94J	16	VT	TXL	3559037C1	3558022C1	9800	20	3509903C1		
TA94VV	16	VT	TXL	3559037C1	3558022C1	9800	20	3509903C1		
UF94BS	16	VT	TXL	3559037C1	3558022C1	9800	20	3509903C1		
UG94T	16	VT	TXL	3559037C1	3558022C1	9800	20	3509903C1		
UJ94WUM	14	GY	TXL	3559037C1	3558022C1	9800	20	3509903C1		
UL94T	16	VT	TXL	3559037C1	3558022C1	9800	20	3509903C1		
UP94T	16	VT	TXL	3559037C1	3558022C1	9800	20	3509903C1		
UV94T	16	VT	TXL	3559037C1	3558022C1	9800	20	3509903C1		
[RV94WU]	18	-	GXL	3559036C1	3558022C1	9800	20	3509903C1		
[UH94P]	18	-	GXL	3559036C1	3558022C1	9800	20	3509903C1		
[UM94P]	18	-	GXL	3559036C1	3558022C1	9800	20	3509903C1		
MD94BK	16	GY	TXL	3559035C1	3558026C1	9800	21	3509903C1		
MR94-G6	14	GY	TXL	3559035C1	3558026C1	9800	21	3509903C1		
MD94BK	16	GY	TXL	3559035C1	3558026C1	9800	21	3509903C1		
MR94-G6	14	GY	GXL	3559035C1	3558026C1	9800	21	3509903C1		
AE94RK	16	GY	GXL	3559037C1	3558022C1	9800	21	3509903C1		
AL94U	16	LTGN	TXL	3559037C1	3558022C1	9800	21	3509903C1		
RC94K	16	LTGN	TXL	3559037C1	3558022C1	9800	21	3509903C1		
TA94W	16	LTGN	TXL	3559037C1	3558022C1	9800	21	3509903C1		
UF94BT	16	LTGN	TXL	3559037C1	3558022C1	9800	21	3509903C1		
UG94U	16	LTGN	TXL	3559037C1	3558022C1	9800	21	3509903C1		
UJ94G6M	14	GY	TXL	3559037C1	3558022C1	9800	21	3509903C1		
UL94U	16	LTGN	TXL	3559037C1	3558022C1	9800	21	3509903C1		
UP94U	16	LTGN	TXL	3559037C1	3558022C1	9800	21	3509903C1		
UV94U	16	LTGN	TXL	3559037C1	3558022C1	9800	21	3509903C1		
[RV94G6]	18	-	GXL	3559036C1	3558022C1	9800	21	3509903C1		
[UH94G9]	18	-	GXL	3559036C1	3558022C1	9800	21	3509903C1		

Circuit Number	Gauge	Color	Insulation	Terminal / Splice Number	Connector Part number	Connector Number	Cavity	Seal/Sleeve	Lock 1	Lock 2
[UM94G9]	18	-	GXL	3559036C1	3558022C1	9800	21	3509903C1		
MD94BL	16	GY	TXL	3559035C1	3558026C1	9800	22	3509903C1		
MR94WW	14	GY	TXL	3559035C1	3558026C1	9800	22	3509903C1		
MD94BL	16	GY	TXL	3559035C1	3558026C1	9800	22	3509903C1		
MR94WW	14	GY	GXL	3559035C1	3558026C1	9800	22	3509903C1		
AE94RL	16	GY	GXL	3559037C1	3558022C1	9800	22	3509903C1		
AL94V	16	LTBL	TXL	3559037C1	3558022C1	9800	22	3509903C1		
RC94L	16	LTBL	TXL	3559037C1	3558022C1	9800	22	3509903C1		
TA94X	16	LTBL	TXL	3559037C1	3558022C1	9800	22	3509903C1		
UF94BU	16	LTBL	TXL	3559037C1	3558022C1	9800	22	3509903C1		
UG94V	16	LTBL	TXL	3559037C1	3558022C1	9800	22	3509903C1		
UJ94WWM	14	GY	TXL	3559037C1	3558022C1	9800	22	3509903C1		
UL94V	16	LTBL	TXL	3559037C1	3558022C1	9800	22	3509903C1		
UP94V	16	LTBL	TXL	3559037C1	3558022C1	9800	22	3509903C1		
UV94V	16	LTBL	TXL	3559037C1	3558022C1	9800	22	3509903C1		
[RV94WW]	18	-	GXL	3559036C1	3558022C1	9800	22	3509903C1		
[UH94S]	18	-	GXL	3559036C1	3558022C1	9800	22	3509903C1		
[UM94S]	18	-	GXL	3559036C1	3558022C1	9800	22	3509903C1		
PR94BN	16	GY	TXL	3559035C1	3558026C1	9800	23	3509903C1		
PR94BN	16	GY	TXL	3559035C1	3558026C1	9800	23	3509903C1		
RD94BD	16	BN	TXL	3559037C1	3558022C1	9800	23	3509903C1		
UD94BD	16	BN	TXL	3559037C1	3558022C1	9800	23	3509903C1		
[RW94WX]	18	-	GXL	3559036C1	3558022C1	9800	23	3509903C1		
PR94BM	16	GY	TXL	3559035C1	3558026C1	9800	24	3509903C1		
PR94BM	16	GY	TXL	3559035C1	3558026C1	9800	24	3509903C1		
RD94BE	16	YL	TXL	3559037C1	3558022C1	9800	24	3509903C1		
UD94BE	16	YL	TXL	3559037C1	3558022C1	9800	24	3509903C1		
[RW94WZ]	18	-	GXL	3559036C1	3558022C1	9800	24	3509903C1		
PM19	16	GY	GXL	587577C1	587567C91	9801	A	1652325C1		
PM19	16	GY	GXL	587577C1	587567C91	9801	A	1652325C1		
PM19-G	16	WH	TXL	587577C1	587567C91	9801	B	1652325C1		
PM19-G	16	WH	TXL	587577C1	587567C91	9801	B	1652325C1		
PN19	16	GY	GXL	2033819C1	1671610C1	9803	A	1652325C1		
PN19-G	16	WH	GXL	2033819C1	1671610C1	9803	B	1652325C1		
RM32A	18	TN	GXL	3536865C1	3536864C1	9811	1	3536868C1		
UC32	18	TN	GXL	3536865C1	3536864C1	9811	1	3536868C1		
RM9A	18	GY	GXL	3536865C1	3536864C1	9811	2	3536868C1		
UC9C	18	GY	GXL	3536865C1	3536864C1	9811	2	3536868C1		
RL32	18	TN	GXL	3536865C1	3536864C1	9812	1	3536868C1		
RM32	18	TN	GXL	3536865C1	3536864C1	9812	1	3536868C1		
RL9C	18	GY	GXL	3536865C1	3536864C1	9812	2	3536868C1		
RM9	18	GY	GXL	3536865C1	3536864C1	9812	2	3536868C1		
RO49	18	GY	GXL	587578C1	587567C91	9814	A	1652325C1		
RO49-G	18	WH	GXL	587578C1	587567C91	9814	B	1652325C1		
RN49A	18	GY	GXL	587578C1	587567C91	9815	A	1652325C1		
RO49A	18	GY	GXL	587578C1	587567C91	9815	A	1652325C1		
RN49-GA	18	WH	GXL	587578C1	587567C91	9815	B	1652325C1		
RO49-GA	18	WH	GXL	587578C1	587567C91	9815	B	1652325C1		
RR59DC	18	GY	GXL	1661875C1	1661778C1	9824	A	1661872C1		
RR59DD	18	GY	GXL	1661875C1	1661778C1	9824	B	1661872C1		
RT9M	18	GY	GXL	1651943C1	1678137C1	9830	A	UNDEF		
RT6H	18	GY	GXL	1651943C1	1678137C1	9830	B	UNDEF		
RT61C	18	GY	GXL	1651943C1	1678137C1	9830	C	UNDEF		
RU9N	18	GY	GXL	1651943C1	1678137C1	9832	A	UNDEF		

Circuit Number	Gauge	Color	Insulation	Terminal / Splice Number	Connector Part number	Connector Number	Cavity	Seal/Sleeve	Lock 1	Lock 2
RU6J	18	GY	GXL	1651943C1	1678137C1	9832	B	UNDEF		
RU61D	18	GY	GXL	1651943C1	1678137C1	9832	C	UNDEF		
HW14BC	16	RD	GXL	1680205C1	3866308C1	9915	1	N/A		
HW11-GCK	14	GY	TXL	2034787C1	3866308C1	9915	2	N/A		
QA23DC	18	TN	TXL	1661538C1	2206665C1	9916	1	N/A		
QA23A	18	TN	TXL	1661538C1	2206665C1	9916	2	N/A		
QA23BD	18	TN	TXL	1661538C1	2206665C1	9916	3	N/A		
AD59C-G	12	WH	GXL	239481R1			-	2644000R1		
AA82J	16	GY	TXL	3 3574288	3595625C	1703M	72	N/A		
9D5D(+)	18	YL	TXL	1 239481R	A	AS34	-	2644000		
9M5D(+)	18	YL	TXL	1 239481R	A	AS34	-	2644000		
9N5D(+)	18	YL	TXL	1 239481R	A	AS34	-	2644000		
9Q5D(+)	18	YL	TXL	1 239481R	A	AS34	-	2644000		
9D5D(-)	18	GN	TXL	1 239481R	A	AS35	-	2644000		
9K5D(-)	18	GN	TXL	1 239481R	A	AS35	-	2644000		
9M5D(-)	18	GN	TXL	1 239481R	A	AS35	-	2644000		
9N5D(-)	18	GN	TXL	1 239481R	A	AS35	-	2644000		
9Q5D(-)	18	GN	TXL	1 239481R	A	AS35	-	2644000		
9U5D(-)	18	GN	TXL	1 239481R	A	AS35	-	2644000		
9S5AD(+)	18	YL	TXL	1 239481R	A	AS36	-	2644000		
9T5AD(+)	18	YL	TXL	1 239481R	A	AS36	-	2644000		
9S5AD(-)	18	GN	TXL	1 239481R	A	AS37	-	2644000		
9T5AD(-)	18	GN	TXL	1 239481R	A	AS37	-	2644000		
AD98-G	18	WH	TXL	1 239481R	A	BS11	-	2644000		
K559KB	18	GY	TXL	2 239481R	B	DS11	-	2644000		
KT59KA	18	GY	TXL	2 239481R	B	DS11	-	2644000		
KU59KA	18	GY	TXL	2 239481R	B	DS11	-	2644000		
QA11-GCH	18	WH	TXL	2 239481R	A	DS70	-	2644000		
QA11-GCJ	18	WH	TXL	2 239481R	A	DS70	-	2644000		
KL18C	16	GY	TXL	3574288C	3595625C1	1703M	11	N/A		
PC92A18	16	TN	GXL	3574285C	3595625C1	1703M	14	N/A		
UD92-GC	18	WH	TXL	2003343C	3595625C1	1703M	21	N/A		
VA92#117C	18	TN	TXL	2003343C	3595625C1	1703M	43	N/A		
ZC92#165A	18	TN	TXL	2003343C	3595625C1	1703M	45	N/A		
ZJ92#165A	18	TN	TXL	2003343C	3595625C1	1703M	45	N/A		
GX92#103B	18	TN	TXL	2003343C	3595625C1	1703M	55	N/A		
VM12BB	16	LTBL	TXL	2039343C	2039311C9	4450M	F	1652325C		
VT12BB	16	LTBL	TXL	2039343C	2039311C9	4450M	F	1652325C		
VM70TA	12	OR	TXL	2033816C	1686834C1	4460M	C	589391C1		
DJ13-GFF	18	WH	TXL	ABRSPLIC	A	BS8	-	N/A		
QA23EB	18	TN	TXL	239481R1	A	DS1	-	2644000R		
K559-GC	18	WH	TXL	239481R1	A	DS10	-	2644000R		
KS59-GCA	18	WH	TXL	239481R1	A	DS10	-	2644000R		
KT59-GM	18	WH	TXL	239481R1	B	DS10	-	2644000R		
KT59-GMA	18	WH	TXL	239481R1	B	DS10	-	2644000R		
KU59-GM	18	WH	TXL	239481R1	B	DS10	-	2644000R		
KU59-GMA	18	WH	TXL	239481R1	B	DS10	-	2644000R		
AA82E	16	GY	TXL	239481R1	A	DS17	-	2644000R		
AA82M	16	GY	TXL	239481R1	A	DS17	-	2644000R		
AA82N	18	GY	TXL	239481R1	A	DS17	-	2644000R		
EJ12S	18	LTBL	TXL	239481R1	A	DS18	-	2644000R		
EJ12T	18	LTBL	TXL	239481R1	A	DS18	-	2644000R		
QA13B	18	PK	TXL	239481R1	A	DS2	-	2644000R		
QA13C	18	PK	TXL	239481R1	A	DS2	-	2644000R		

Circuit Number	Gauge	Color	Insulation	Terminal / Splice Number	Connector Part number	Connector Number	Cavity	Seal/Sleeve	Lock 1	Lock 2
QA13DA	18	PK	TXL	239481R1	A	DS2	-	2644000R		
ZC71A	18	OR	TXL	239481R1	B	DS24	-	2644000R		
ZC71B	18	WH	TXL	239481R1	B	DS24	-	2644000R		
ZJ71A	18	OR	TXL	239481R1	B	DS24	-	2644000R		
ZJ71B	18	WH	TXL	239481R1	B	DS24	-	2644000R		
QA23BC	18	TN	TXL	239481R1	B	DS3	-	2644000R		
K559KC	18	GY	TXL	239481R1	A	DS42	-	2644000R		
K559KD	18	GY	TXL	239481R1	A	DS42	-	2644000R		
K559KF	18	GY	TXL	239481R1	A	DS42	-	2644000R		
KT59KC	18	GY	TXL	239481R1	A	DS42	-	2644000R		
KT59KD	18	GY	TXL	239481R1	A	DS42	-	2644000R		
KT59KF	18	GY	TXL	239481R1	A	DS42	-	2644000R		
KU59KC	18	GY	TXL	239481R1	A	DS42	-	2644000R		
KU59KD	18	GY	TXL	239481R1	A	DS42	-	2644000R		
KU59KF	18	GY	TXL	239481R1	A	DS42	-	2644000R		
K559JC	18	GY	TXL	239481R1	A	DS43	-	2644000R		
KT59JC	18	GY	TXL	239481R1	A	DS43	-	2644000R		
KU59JC	18	GY	TXL	239481R1	A	DS43	-	2644000R		
EH12D	12	LTBL	TXL	239481R1	B	DS54	-	2644000R		
EJ12D	12	LTBL	TXL	239481R1	B	DS54	-	2644000R		
TJ70ET	10	RD	TXL	239481R1	A	DS56	-	2644000R		
DE13DF	18	PK	TXL	239481R1	A	DS59	-	2644000R		
DF13DF	18	PK	TXL	239481R1	A	DS59	-	2644000R		
DF13DU	18	GY	TXL	239481R1	A	DS59	-	2644000R		
RN78RD	18	LTGN	TXL	239481R1	A	DS63	-	2644000R		
RN78RK	18	LTGN	TXL	239481R1	A	DS63	-	2644000R		
RK78BC	16	LTGN	TXL	239481R1	A	DS66	-	2644000R		
RM78AB	16	LTGN	TXL	239481R1	A	DS69	-	2644000R		
QA11-GM	18	WH	TXL	239481R1	A	DS70	-	2644000R		
KK18	16	GY	TXL	239481R1	A	DS71	-	2644000R		
KM18	16	GY	TXL	239481R1	A	DS71	-	2644000R		
RF78	16	LTGN	TXL	239481R1	B	JS3	-	2644000R		
QA23DB	18	TN	TXL	239481R1	B	LS2	-	2644000R		
ZR12-GD	16	WH	TXL	239481R1	B	MS3	-	2644000R		
NL44J	18	GY	GXL	1667742C1	3525874C1	(4906C	A	1661872C1		
NL92C	18	TN	GXL	1667742C1	3525874C1	(4906C	B	1661872C1		
NL92C	18	TN	GXL	1667742C1	3525874C1	(4906C	D	1661872C1		
NL44J	18	GY	GXL	1667742C1	3525874C1	(4906C	E	1661872C1		
AC13D	18	PK	TXL	3544876C1	4063156C1	0009B	A	N/A		
9E5BF(+)	18	YL	TXL	3544884C1	4063156C1	0009B	B	N/A		
9G5BF(+)	18	YL	TXL	3544884C1	4063156C1	0009B	B	N/A		
9Z5BF(+)	18	YL	TXL	3544884C1	4063156C1	0009B	B	N/A		
9E5BF(-)	18	GN	TXL	3544884C1	4063156C1	0009B	C	N/A		
9G5BF(-)	18	GN	TXL	3544884C1	4063156C1	0009B	C	N/A		
9Z5BF(-)	18	GN	TXL	3544884C1	4063156C1	0009B	C	N/A		
ZD50B	18	YL	TXL	3544884C1	4063156C1	0009B	E	N/A		
ZD50A	18	YL	TXL	3544876C1	4063156C1	0009B	H	N/A		
AC11-GN	18	WH	TXL	3544876C1	4063156C1	0009B	J	N/A		
AC62	18	DKBL	TXL	3544884C1	4063156C1	0009B	L	N/A		
AC62DA	16	DKBL	TXL	3544884C1	4063156C1	0009B	M	N/A		
AC50	18	YL	TXL	3544884C1	4063156C1	0009B	P	N/A		
AC9	18	GY	TXL	3544884C1	4063156C1	0009B	R	N/A		
AC14D	18	RD	TXL	3544876C1	4063156C1	0009B	S	N/A		
BG28A	20	TN	TXL	4062808C1	4063415C1	1000A	1	N/A		

Circuit Number	Gauge	Color	Insulation	Terminal / Splice Number	Connector Part number	Connector Number	Cavity	Seal/Sleeve	Lock 1	Lock 2
BG28B	20	TN	TXL	4062808C1	4063415C1	1000A	3	N/A		
BG28C	20	TN	TXL	4062808C1	4063415C1	1000A	4	N/A		
RC81-G	10	WH	GXL	2020632C1		1004A	1	2644002R1		
RD81-G	10	WH	GXL	2020632C1		1004A	1	2644002R1		
AA11-GKC	12	WH	TXL	3581768C1		1004B	1	2644038R1		
FB11-GKJ	6	WH	SGX	2015884C1		1005A	1	2644002R1		
ML11-G	8	WH	GXL	3710088C1		1005B	1	2644005R1		
MP11-G	8	WH	GXL	3710088C1		1005B	1	2644005R1		
KS59MB	18	GY	TXL	1661224C1	3928059C1	1023A	1	N/A		
KT59MB	18	GY	TXL	1661224C1	3928059C1	1023A	1	N/A		
KU59MB	18	GY	TXL	1661224C1	3928059C1	1023A	1	N/A		
KS59SB	18	GY	TXL	1661224C1	3928059C1	1023A	2	N/A		
KT59SB	18	GY	TXL	1661224C1	3928059C1	1023A	2	N/A		
KU59SA	18	GY	TXL	1661224C1	3928059C1	1023A	2	N/A		
KS59-GB	18	WH	TXL	1661224C1	3928059C1	1023A	11	N/A		
KT59-GB	18	WH	TXL	1661224C1	3928059C1	1023A	11	N/A		
KU59-GB	18	WH	TXL	1661224C1	3928059C1	1023A	11	N/A		
KS62R	18	DKBL	TXL	1661224C1	3928059C1	1023A	12	N/A		
KT62D	16	DKBL	TXL	1661226C1	3928059C1	1023A	12	N/A		
KU62R	18	DKBL	TXL	1661224C1	3928059C1	1023A	12	N/A		
KS59NB	18	GY	TXL	1661224C1	3928059C1	1023B	1	N/A		
KU59NB	18	GY	TXL	1661224C1	3928059C1	1023B	1	N/A		
KS59U	18	GY	TXL	1661224C1	3928059C1	1023B	2	N/A		
KU59SB	18	GY	TXL	1661224C1	3928059C1	1023B	2	N/A		
KS59-GDA	18	WH	TXL	1661224C1	3928059C1	1023B	11	N/A		
KU59-GDA	18	WH	TXL	1661224C1	3928059C1	1023B	11	N/A		
KS62P	18	DKBL	TXL	1661224C1	3928059C1	1023B	12	N/A		
KU62P	18	DKBL	TXL	1661224C1	3928059C1	1023B	12	N/A		
KU59NC	18	GY	TXL	1661224C1	3928059C1	1023C	1	N/A		
KU59SC	18	GY	TXL	1661224C1	3928059C1	1023C	2	N/A		
KU59-GDB	18	WH	TXL	1661224C1	3928059C1	1023C	11	N/A		
KU62S	18	DKBL	TXL	1661224C1	3928059C1	1023C	12	N/A		
EE15	18	RD	TXL	1661208C1	3546518C1	1100MA	A	N/A		
LH149B	18	GY	TXL	1661208C1	3546518C1	1100MA	B	N/A		
ED149	18	GY	TXL	1661208C1	3546518C1	1100MA	C	N/A		
DC149A	18	GY	TXL	1661208C1	3546518C1	1100MA	D	N/A		
9E5BH(+)	18	YL	TXL	2035086C1	3768593C1	1101F	5	N/A		
9G5BH(+)	18	YL	TXL	2035086C1	3768593C1	1101F	5	N/A		
9H5BH(+)	18	YL	TXL	2035086C1	3768593C1	1101F	5	N/A		
9L5BH(+)	18	YL	TXL	2035086C1	3768593C1	1101F	5	N/A		
9V5BH(+)	18	YL	TXL	2035086C1	3768593C1	1101F	5	N/A		
9Z5BH(+)	18	YL	TXL	2035086C1	3768593C1	1101F	5	N/A		
9E5BH(-)	18	GN	TXL	2035086C1	3768593C1	1101F	6	N/A		
9G5BH(-)	18	GN	TXL	2035086C1	3768593C1	1101F	6	N/A		
9H5BH(-)	18	GN	TXL	2035086C1	3768593C1	1101F	6	N/A		
9L5BH(-)	18	GN	TXL	2035086C1	3768593C1	1101F	6	N/A		
9V5BH(-)	18	GN	TXL	2035086C1	3768593C1	1101F	6	N/A		
9Z5BH(-)	18	GN	TXL	2035086C1	3768593C1	1101F	6	N/A		
9E5BG(+)	18	YL	TXL	3522073C1	3522071C1	1101M	5	N/A		
9G5BG(+)	18	YL	TXL	3522073C1	3522071C1	1101M	5	N/A		
9H5BG(+)	18	YL	TXL	3522073C1	3522071C1	1101M	5	N/A		
9L5BG(+)	18	YL	TXL	3522073C1	3522071C1	1101M	5	N/A		
9V5BG(+)	18	YL	TXL	3522073C1	3522071C1	1101M	5	N/A		
9Z5BG(+)	18	YL	TXL	3522073C1	3522071C1	1101M	5	N/A		

Circuit Number	Gauge	Color	Insulation	Terminal / Splice Number	Connector Part number	Connector Number	Cavity	Seal/Sleeve	Lock 1	Lock 2
9E5BG(-)	18	GN	TXL	3522073C1	3522071C1	1101M	6	N/A		
9G5BG(-)	18	GN	TXL	3522073C1	3522071C1	1101M	6	N/A		
9H5BG(-)	18	GN	TXL	3522073C1	3522071C1	1101M	6	N/A		
9L5BG(-)	18	GN	TXL	3522073C1	3522071C1	1101M	6	N/A		
9V5BG(-)	18	GN	TXL	3522073C1	3522071C1	1101M	6	N/A		
9Z5BG(-)	18	GN	TXL	3522073C1	3522071C1	1101M	6	N/A		
AD11-GKD	18	WH	TXL	3522073C1	3522071C1	1101M	8	N/A		
AE11-GKD	18	WH	TXL	3522073C1	3522071C1	1101M	8	N/A		
AA14MUX	18	RD	TXL	3522073C1	3522071C1	1101M	10	N/A		
XX44AA	18	GY	TXL	3727971C1	3518182C1	1109A	1	N/A		
XX90-M	18	GY	TXL	3727971C1	3518182C1	1109A	2	N/A		
YD67COG1	18	GY	TXL	1661224C1	3928059C1	1126M	1	N/A		
YD11COG1	18	WH	TXL	1661224C1	3928059C1	1126M	2	N/A		
YD67COG2	18	GY	TXL	1661224C1	3928059C1	1126M	4	N/A		
YD67NB	16	VT	TXL	1661226C1	3928059C1	1126M	11	N/A		
YD62A	18	DKBL	TXL	1661224C1	3928059C1	1126M	12	N/A		
AA73A	20	LTGN	TXL	3673333C1	3768152C1	1200A	1	N/A		
AD74-G	20	WH	TXL	3673333C1	3768152C1	1200A	2	N/A		
AE74-G	20	WH	TXL	3673333C1	3768152C1	1200A	2	N/A		
AA75B	20	LTGN	TXL	3673333C1	3768152C1	1200A	5	N/A		
TA75A	20	LTGN	TXL	3673333C1	3768152C1	1200A	6	N/A		
9S5AF(+)	20	YL	193	3673333C1	3768152C1	1200A	7	N/A		
9T5AF(+)	20	YL	193	3673333C1	3768152C1	1200A	7	N/A		
9W5AF(+)	20	YL	193	3673333C1	3768152C1	1200A	7	N/A		
9V5AF(+)	20	YL	193	3673333C1	3768152C1	1200A	7	N/A		
9S5AF(-)	20	GN	193	3673333C1	3768152C1	1200A	8	N/A		
9T5AF(-)	20	GN	193	3673333C1	3768152C1	1200A	8	N/A		
9W5AF(-)	20	GN	193	3673333C1	3768152C1	1200A	8	N/A		
9V5AF(-)	20	GN	193	3673333C1	3768152C1	1200A	8	N/A		
AA74A2	20	LTGN	TXL	3673333C1	3768152C1	1200A	9	N/A		
AA74B2	20	LTGN	TXL	3673333C1	3768152C1	1200A	10	N/A		
AA74D5	20	LTGN	TXL	3673333C1	3768152C1	1200A	11	N/A		
AA73B	20	LTGN	TXL	3673333C1	3768152C1	1200A	12	N/A		
AD74-GA	20	WH	TXL	3673333C1	3768152C1	1200A	13	N/A		
AE74-GA	20	WH	TXL	3673333C1	3768152C1	1200A	13	N/A		
AA74C2	20	LTGN	TXL	3673333C1	3768152C1	1200A	18	N/A		
AA74E2	20	LTGN	TXL	3673333C1	3768152C1	1200A	19	N/A		
AA74D2	20	LTGN	TXL	3673333C1	3768152C1	1200A	21	N/A		
AA74D4	20	LTGN	TXL	3673333C1	3768152C1	1200A	22	N/A		
AA74B1	20	LTGN	TXL	3673333C1	3768153C1	1200B	1	N/A		
AA74B3	20	LTGN	TXL	3673333C1	3768153C1	1200B	2	N/A		
AA74B4	20	LTGN	TXL	3673333C1	3768153C1	1200B	3	N/A		
AA74C1	20	LTGN	TXL	3673333C1	3768153C1	1200B	4	N/A		
AA74C3	20	LTGN	TXL	3673333C1	3768153C1	1200B	5	N/A		
AA74C4	20	LTGN	TXL	3673333C1	3768153C1	1200B	6	N/A		
AA74C5	20	LTGN	TXL	3673333C1	3768153C1	1200B	7	N/A		
AA74E1	20	LTGN	TXL	3673333C1	3768153C1	1200B	8	N/A		
AA74E3	20	LTGN	TXL	3673333C1	3768153C1	1200B	9	N/A		
AA74E4	20	LTGN	TXL	3673333C1	3768153C1	1200B	10	N/A		
AA74E5	20	LTGN	TXL	3673333C1	3768153C1	1200B	11	N/A		
AA74B5	20	LTGN	TXL	3673333C1	3768153C1	1200B	12	N/A		
AA74A1	20	LTGN	TXL	3673333C1	3768153C1	1200B	13	N/A		
AA74A3	20	LTGN	TXL	3673333C1	3768153C1	1200B	14	N/A		
AA74A4	20	LTGN	TXL	3673333C1	3768153C1	1200B	15	N/A		

Circuit Number	Gauge	Color	Insulation	Terminal / Splice Number	Connector Part number	Connector Number	Cavity	Seal/Sleeve	Lock 1	Lock 2
AA74A5	20	LTGN	TXL	3673333C1	3768153C1	1200B	16	N/A		
AA74D1	20	LTGN	TXL	3673333C1	3768153C1	1200B	21	N/A		
AA74D3	20	LTGN	TXL	3673333C1	3768153C1	1200B	22	N/A		
AA74C1	20	LTGN	TXL	3544883C1	4057474C1	1200C	A	N/A		
AA74C2	20	LTGN	TXL	3544883C1	4057474C1	1200C	B	N/A		
AA74C3	20	LTGN	TXL	3544883C1	4057474C1	1200C	C	N/A		
AA74C4	20	LTGN	TXL	3544883C1	4057474C1	1200C	D	N/A		
AA74C5	20	LTGN	TXL	3544883C1	4057474C1	1200C	E	N/A		
AA74D1	20	LTGN	TXL	3544883C1	4057474C1	1200C	F	N/A		
AA74D2	20	LTGN	TXL	3544883C1	4057474C1	1200C	G	N/A		
AA74D3	20	LTGN	TXL	3544883C1	4057474C1	1200C	H	N/A		
AA74D4	20	LTGN	TXL	3544883C1	4057474C1	1200C	J	N/A		
AA74D5	20	LTGN	TXL	3544883C1	4057474C1	1200C	K	N/A		
AA74E1	20	LTGN	TXL	3544883C1	4057474C1	1200C	L	N/A		
AA74E2	20	LTGN	TXL	3544883C1	4057474C1	1200C	M	N/A		
AA74E3	20	LTGN	TXL	3544883C1	4057474C1	1200C	N	N/A		
AA74E4	20	LTGN	TXL	3544883C1	4057474C1	1200C	P	N/A		
AA74E5	20	LTGN	TXL	3544883C1	4057474C1	1200C	S	N/A		
TA75AC	12	RD	GXL	1661227C1	4061870C1	1200D	A	N/A		
AD75-G	12	WH	TXL	1661227C1	4061870C1	1200D	B	N/A		
AE75-G	12	WH	TXL	1661227C1	4061870C1	1200D	B	N/A		
AA74A1	20	LTGN	TXL	3544883C1	4057658C1	1200E	A	N/A		
AA74A2	20	LTGN	TXL	3544883C1	4057658C1	1200E	B	N/A		
AA74A3	20	LTGN	TXL	3544883C1	4057658C1	1200E	C	N/A		
AA74A4	20	LTGN	TXL	3544883C1	4057658C1	1200E	D	N/A		
AA74A5	20	LTGN	TXL	3544883C1	4057658C1	1200E	E	N/A		
AA74B1	20	LTGN	TXL	3544883C1	4057658C1	1200E	F	N/A		
AA74B2	20	LTGN	TXL	3544883C1	4057658C1	1200E	G	N/A		
AA74B3	20	LTGN	TXL	3544883C1	4057658C1	1200E	H	N/A		
AA74B4	20	LTGN	TXL	3544883C1	4057658C1	1200E	J	N/A		
AA74B5	20	LTGN	TXL	3544883C1	4057658C1	1200E	K	N/A		
SA77D	20	LTGN	TXL	3544883C1	4057658C1	1200E	L	N/A		
AA6AM	20	GY	TXL	3544883C1	4057658C1	1200E	M	N/A		
TA75AB	18	LTGN	TXL	3544884C1	4057658C1	1200E	N	N/A		
AA75B	20	LTGN	TXL	3544883C1	4057658C1	1200E	P	N/A		
9B5G(-)	18	GN	TXL	3522073C1	3710061C1	1500A	A10	N/A		
9C5G(-)	18	GN	TXL	3522073C1	3710061C1	1500A	A10	N/A		
9K5G(-)	18	GN	TXL	3522073C1	3710061C1	1500A	A10	N/A		
9M5G(-)	18	GN	TXL	3522073C1	3710061C1	1500A	A10	N/A		
9N5G(-)	18	GN	TXL	3522073C1	3710061C1	1500A	A10	N/A		
9Q5G(-)	18	GN	TXL	3522073C1	3710061C1	1500A	A10	N/A		
9R5G(-)	18	GN	TXL	3522073C1	3710061C1	1500A	A10	N/A		
9U5G(-)	18	GN	TXL	3522073C1	3710061C1	1500A	A10	N/A		
GB5G(-)	18	GN	TXL	3522073C1	3710061C1	1500A	A10	N/A		
GE5G(-)	18	GN	TXL	3522073C1	3710061C1	1500A	A10	N/A		
GF5G(-)	18	GN	TXL	3522073C1	3710061C1	1500A	A10	N/A		
GG5G(-)	18	GN	TXL	3522073C1	3710061C1	1500A	A10	N/A		
GH5G(-)	18	GN	TXL	3522073C1	3710061C1	1500A	A10	N/A		
GJ5G(-)	18	GN	TXL	3522073C1	3710061C1	1500A	A10	N/A		
GK5G(-)	18	GN	TXL	3522073C1	3710061C1	1500A	A10	N/A		
GL5G(-)	18	GN	TXL	3522073C1	3710061C1	1500A	A10	N/A		
GM5G(-)	18	GN	TXL	3522073C1	3710061C1	1500A	A10	N/A		
GN5G(-)	18	GN	TXL	3522073C1	3710061C1	1500A	A10	N/A		
GP5G(-)	18	GN	TXL	3522073C1	3710061C1	1500A	A10	N/A		

Circuit Number	Gauge	Color	Insulation	Terminal / Splice Number	Connector Part number	Connector Number	Cavity	Seal/Sleeve	Lock 1	Lock 2
GQ5G(-)	18	GN	TXL	3522073C1	3710061C1	1500A	A10	N/A		
GT5G(-)	18	GN	TXL	3522073C1	3710061C1	1500A	A10	N/A		
GU5G(-)	18	GN	TXL	3522073C1	3710061C1	1500A	A10	N/A		
GV5G(-)	18	GN	TXL	3522073C1	3710061C1	1500A	A10	N/A		
AA14EE	16	RD	TXL	3522073C1	3710061C1	1500A	A2	N/A		
AA13EA	18	PK	TXL	3522073C1	3710061C1	1500A	A3	N/A		
DL13BB	18	PK	TXL	3522073C1	3710061C1	1500A	A6	N/A		
DL179	18	WH	TXL	3522073C1	3710061C1	1500A	A7	N/A		
9B5G(+)	18	YL	TXL	3522073C1	3710061C1	1500A	A9	N/A		
9C5G(+)	18	YL	TXL	3522073C1	3710061C1	1500A	A9	N/A		
9K5G(+)	18	YL	TXL	3522073C1	3710061C1	1500A	A9	N/A		
9M5G(+)	18	YL	TXL	3522073C1	3710061C1	1500A	A9	N/A		
9N5G(+)	18	YL	TXL	3522073C1	3710061C1	1500A	A9	N/A		
9Q5G(+)	18	YL	TXL	3522073C1	3710061C1	1500A	A9	N/A		
9R5G(+)	18	YL	TXL	3522073C1	3710061C1	1500A	A9	N/A		
9U5G(+)	18	YL	TXL	3522073C1	3710061C1	1500A	A9	N/A		
GB5G(+)	18	YL	TXL	3522073C1	3710061C1	1500A	A9	N/A		
GE5G(+)	18	YL	TXL	3522073C1	3710061C1	1500A	A9	N/A		
GF5G(+)	18	YL	TXL	3522073C1	3710061C1	1500A	A9	N/A		
GG5G(+)	18	YL	TXL	3522073C1	3710061C1	1500A	A9	N/A		
GH5G(+)	18	YL	TXL	3522073C1	3710061C1	1500A	A9	N/A		
GJ5G(+)	18	YL	TXL	3522073C1	3710061C1	1500A	A9	N/A		
GK5G(+)	18	YL	TXL	3522073C1	3710061C1	1500A	A9	N/A		
GL5G(+)	18	YL	TXL	3522073C1	3710061C1	1500A	A9	N/A		
GM5G(+)	18	YL	TXL	3522073C1	3710061C1	1500A	A9	N/A		
GN5G(+)	18	YL	TXL	3522073C1	3710061C1	1500A	A9	N/A		
GP5G(+)	18	YL	TXL	3522073C1	3710061C1	1500A	A9	N/A		
GQ5G(+)	18	YL	TXL	3522073C1	3710061C1	1500A	A9	N/A		
GT5G(+)	18	YL	TXL	3522073C1	3710061C1	1500A	A9	N/A		
GU5G(+)	18	YL	TXL	3522073C1	3710061C1	1500A	A9	N/A		
GV5G(+)	18	YL	TXL	3522073C1	3710061C1	1500A	A9	N/A		
BG28B	20	TN	TXL	3534303C1	3710061C1	1500A	B10	N/A		
AD11-GKE	16	WH	TXL	3522073C1	3710061C1	1500A	B3	N/A		
AE11-GKE	16	WH	TXL	3522073C1	3710061C1	1500A	B3	N/A		
MQ98F	20	TN	TXL	3534303C1	3710061C1	1500A	B4	N/A		
MQ11-GMW	20	WH	TXL	3534303C1	3710061C1	1500A	B5	N/A		
QA23A	18	TN	TXL	3522073C1	3710061C1	1500A	B6	N/A		
QA23-GT	18	WH	TXL	3522073C1	3710061C1	1500A	B7	N/A		
BG28C	20	TN	TXL	3534303C1	3710061C1	1500A	B8	N/A		
BG28A	20	TN	TXL	3534303C1	3710061C1	1500A	B9	N/A		
AE98-G	18	WH	TXL	3754236C1	3544066C1	1650MA	A	N/A		
AE98H	18	RD	TXL	3754236C1	3544066C1	1650MA	B	N/A		
9R5D(+)	18	YL	TXL	3754236C1	3544066C1	1650MA	C	N/A		
GK5D(+)	18	YL	TXL	3754236C1	3544066C1	1650MA	C	N/A		
GL5D(+)	18	YL	TXL	3754236C1	3544066C1	1650MA	C	N/A		
GM5D(+)	18	YL	TXL	3754236C1	3544066C1	1650MA	C	N/A		
GN5D(+)	18	YL	TXL	3754236C1	3544066C1	1650MA	C	N/A		
GP5D(+)	18	YL	TXL	3754236C1	3544066C1	1650MA	C	N/A		
GQ5D(+)	18	YL	TXL	3754236C1	3544066C1	1650MA	C	N/A		
GT5D(+)	18	YL	TXL	3754236C1	3544066C1	1650MA	C	N/A		
GW5D(+)	18	YL	TXL	3754236C1	3544066C1	1650MA	C	N/A		
9R5D(-)	18	GN	TXL	3754236C1	3544066C1	1650MA	D	N/A		
GK5D(-)	18	GN	TXL	3754236C1	3544066C1	1650MA	D	N/A		
GL5D(-)	18	GN	TXL	3754236C1	3544066C1	1650MA	D	N/A		

Circuit Number	Gauge	Color	Insulation	Terminal / Splice Number	Connector Part number	Connector Number	Cavity	Seal/Sleeve	Lock 1	Lock 2
GM5D(-)	18	GN	TXL	3754236C1	3544066C1	1650MA	D	N/A		
GN5D(-)	18	GN	TXL	3754236C1	3544066C1	1650MA	D	N/A		
GP5D(-)	18	GN	TXL	3754236C1	3544066C1	1650MA	D	N/A		
GQ5D(-)	18	GN	TXL	3754236C1	3544066C1	1650MA	D	N/A		
GT5D(-)	18	GN	TXL	3754236C1	3544066C1	1650MA	D	N/A		
GW5D(-)	18	GN	TXL	3754236C1	3544066C1	1650MA	D	N/A		
9W5AD(+)	18	YL	TXL	3754236C1	3544066C1	1650MA	H	N/A		
9Y5AD(+)	18	YL	TXL	3754236C1	3544066C1	1650MA	H	N/A		
9W5AD(-)	18	GN	TXL	3754236C1	3544066C1	1650MA	J	N/A		
9Y5AD(-)	18	GN	TXL	3754236C1	3544066C1	1650MA	J	N/A		
MN5C(+)	18	YL	TXL	1661875C1	1667741C1	1657M	A	3568570C1		
NK5C(+)	18	YL	TXL	1661875C1	1667741C1	1657M	A	3568570C1	2006504C1	
SN5C(+)	18	GN	TXL	3535303C1	3683465C1	1657M	A	3535424C1		
SP5C(+)	18	GN	TXL	3535303C1	3683465C1	1657M	A	3535424C1		
SN5C(-)	18	YL	TXL	3535303C1	3683465C1	1657M	B	3535424C1		
SP5C(-)	18	YL	TXL	3535303C1	3683465C1	1657M	B	3535424C1		
MN5C(-)	18	GN	TXL	1661875C1	1667741C1	1657M	C	3568570C1		
NK5C(-)	18	GN	TXL	1661875C1	1667741C1	1657M	C	3568570C1	2007316C1	
YD13COG	16	PK	TXL	1661262C1	3540613C1	16B	C	N/A		
YD11COG	18	WH	TXL	1661262C1	3540613C1	16B	D	N/A		
YD5DA(-)	18	GN	TXL	1661262C1	3540613C1	16B	E	N/A		
YD5DA(+)	18	YL	TXL	1661262C1	3540613C1	16B	F	N/A		
YD67COG	18	GY	TXL	1661262C1	3540613C1	16B	G	N/A		
YD14CSB	16	RD	TXL	1661262C1	3540613C1	16B	H	N/A		
9D5E(-)	18	GN	TXL	1661262C1	3540613C1	16B	J	N/A		
GW5E(-)	18	GN	TXL	1661262C1	3540613C1	16B	J	N/A		
9D5E(+)	18	YL	TXL	1661262C1	3540613C1	16B	K	N/A		
GW5E(+)	18	YL	TXL	1661262C1	3540613C1	16B	K	N/A		
RK71A	14	OR	GXL	3549416C1	3595622C1	1701F	1	N/A		
SL71A	14	OR	GXL	3549416C1	3595622C1	1701F	1	N/A		
RK56	14	OR	GXL	3549416C1	3595622C1	1701F	2	N/A		
SL56	14	OR	GXL	3549416C1	3595622C1	1701F	2	N/A		
RK57	14	OR	GXL	3549416C1	3595622C1	1701F	3	N/A		
SL57	14	OR	GXL	3549416C1	3595622C1	1701F	3	N/A		
RK68	14	BN	GXL	3549416C1	3595622C1	1701F	4	N/A		
SL68	14	BN	GXL	3549416C1	3595622C1	1701F	4	N/A		
NA56T	10	YL	GXL	3549415C1	3595622C1	1701F	5	N/A		
NB56T	10	YL	GXL	3549415C1	3595622C1	1701F	5	N/A	1661873C1	
NC56T	10	YL	GXL	3549415C1	3595622C1	1701F	5	N/A		
NE56T	10	YL	GXL	3549415C1	3595622C1	1701F	5	N/A		
UC67TA	16	GY	GXL	3549416C1	3595622C1	1701F	5	N/A		
NA56T	10	YL	GXL	3549415C1	3595622C1	1701F	5	N/A		
NB56T	10	YL	GXL	3549415C1	3595622C1	1701F	5	N/A	1671608C1	
NC56T	10	YL	GXL	3549415C1	3595622C1	1701F	5	N/A	3610532C1	
NE56T	10	YL	GXL	3549415C1	3595622C1	1701F	5	N/A		
NA57T	10	LTGN	GXL	3549415C1	3595622C1	1701F	6	N/A		
NB57T	10	LTGN	GXL	3549415C1	3595622C1	1701F	6	N/A	1664408C1	
NC57T	10	LTGN	GXL	3549415C1	3595622C1	1701F	6	N/A		
NE57T	10	LTGN	GXL	3549415C1	3595622C1	1701F	6	N/A		
UC67U	16	GY	GXL	3549416C1	3595622C1	1701F	6	N/A		
NA57T	10	LTGN	GXL	3549415C1	3595622C1	1701F	6	N/A		
NB57T	10	LTGN	GXL	3549415C1	3595622C1	1701F	6	N/A		
NC57T	10	LTGN	GXL	3549415C1	3595622C1	1701F	6	N/A		
NE57T	10	LTGN	GXL	3549415C1	3595622C1	1701F	6	N/A		

Circuit Number	Gauge	Color	Insulation	Terminal / Splice Number	Connector Part number	Connector Number	Cavity	Seal/Sleeve	Lock 1	Lock 2
NA54T	10	BN	GXL	3549415C1	3595622C1	1701F	7	N/A		
NB54T	10	BN	GXL	3549415C1	3595622C1	1701F	7	N/A		
NC54T	10	BN	GXL	3549415C1	3595622C1	1701F	7	N/A		
NE54T	10	BN	GXL	3549415C1	3595622C1	1701F	7	N/A		
NA54T	10	BN	GXL	3549415C1	3595622C1	1701F	7	N/A		
NB54T	10	BN	GXL	3549415C1	3595622C1	1701F	7	N/A		
NC54T	10	BN	GXL	3549415C1	3595622C1	1701F	7	N/A		
NE54T	10	BN	GXL	3549415C1	3595622C1	1701F	7	N/A		
NA68T	10	BN	GXL	3549415C1	3595622C1	1701F	8	N/A		
NB68T	10	BN	GXL	3549415C1	3595622C1	1701F	8	N/A		
NC68T	10	BN	GXL	3549415C1	3595622C1	1701F	8	N/A		
NE68T	10	BN	GXL	3549415C1	3595622C1	1701F	8	N/A		
NA68T	10	BN	GXL	3549415C1	3595622C1	1701F	8	N/A		
NB68T	10	BN	GXL	3549415C1	3595622C1	1701F	8	N/A		
NC68T	10	BN	GXL	3549415C1	3595622C1	1701F	8	N/A		
NE68T	10	BN	GXL	3549415C1	3595622C1	1701F	8	N/A		
NA70T	10	RD	GXL	3549415C1	3595622C1	1701F	9	N/A		
NB70T	10	RD	GXL	3549415C1	3595622C1	1701F	9	N/A	3540454C1	3551897C1
NC70T	10	RD	GXL	3549415C1	3595622C1	1701F	9	N/A		
NE70T	10	RD	GXL	3549415C1	3595622C1	1701F	9	N/A		
UC67V	16	GY	GXL	3549416C1	3595622C1	1701F	9	N/A		
NA70T	10	RD	GXL	3549415C1	3595622C1	1701F	9	N/A		
NB70T	10	RD	GXL	3549415C1	3595622C1	1701F	9	N/A	3606532C1	
NC70T	10	RD	GXL	3549415C1	3595622C1	1701F	9	N/A		
NE70T	10	RD	GXL	3549415C1	3595622C1	1701F	9	N/A		
NA94T	10	GY	GXL	3549415C1	3595622C1	1701F	10	N/A		
NB94T	10	GY	GXL	3549415C1	3595622C1	1701F	10	N/A	3601925C1	
NC94T	10	GY	GXL	3549415C1	3595622C1	1701F	10	N/A		
NE94T	10	GY	GXL	3549415C1	3595622C1	1701F	10	N/A		
UC67W	16	GY	GXL	3549416C1	3595622C1	1701F	10	N/A		
NA94T	10	GY	GXL	3549415C1	3595622C1	1701F	10	N/A		
NB94T	10	GY	GXL	3549415C1	3595622C1	1701F	10	N/A		
NC94T	10	GY	GXL	3549415C1	3595622C1	1701F	10	N/A		
NE94T	10	GY	GXL	3549415C1	3595622C1	1701F	10	N/A		
NB72	12	OR	GXL	3549415C1	3595622C1	1701F	11	N/A		
SZ72	10	OR	TXL	3549415C1	3595622C1	1701F	11	N/A		
NB72	12	OR	GXL	3549415C1	3595622C1	1701F	11	N/A	3610532C1	
SS72	10	OR	TXL	3549415C1	3595622C1	1701F	11	N/A		
ND56BB	16	YL	GXL	3549416C1	3595622C1	1701F	12	N/A		
PV56BB	16	YL	GXL	3549416C1	3595622C1	1701F	12	N/A		
ND56BB	16	YL	GXL	3549416C1	3595622C1	1701F	12	N/A		
PV56BB	16	YL	GXL	3549416C1	3595622C1	1701F	12	N/A		
SL9	16	GY	GXL	3549416C1	3595622C1	1701F	13	N/A		
SL9	16	GY	GXL	3549416C1	3595622C1	1701F	13	N/A		
ME94L(+)	18	GY	TXL	3549418C1	3595622C1	1701F	14	N/A		
MK94L(+)	18	TN	TXL	3549418C1	3595622C1	1701F	14	N/A		
MR94WL	16	GY	TXL	3549417C1	3595622C1	1701F	14	N/A		
PR94BM	16	GY	TXL	3549417C1	3595622C1	1701F	14	N/A		
ME94L(+)	18	GY	TXL	3549418C1	3595622C1	1701F	14	N/A		
MK94L(+)	18	TN	TXL	3549418C1	3595622C1	1701F	14	N/A		
MR94WL	16	GY	TXL	3549417C1	3595622C1	1701F	14	N/A		
PR94BM	16	GY	TXL	3549417C1	3595622C1	1701F	14	N/A		
ME94L(-)	18	GY	TXL	3549418C1	3595622C1	1701F	15	N/A		
MK94L(-)	18	TN	TXL	3549418C1	3595622C1	1701F	15	N/A		

Circuit Number	Gauge	Color	Insulation	Terminal / Splice Number	Connector Part number	Connector Number	Cavity	Seal/Sleeve	Lock 1	Lock 2
MR94WM	16	GY	TXL	3549417C1	3595622C1	1701F	15	N/A		
PR94BN	16	GY	TXL	3549417C1	3595622C1	1701F	15	N/A		
ME94L(-)	18	GY	TXL	3549418C1	3595622C1	1701F	15	N/A		
MK94L(-)	18	TN	TXL	3549418C1	3595622C1	1701F	15	N/A		
MR94WM	16	GY	TXL	3549417C1	3595622C1	1701F	15	N/A		
PR94BN	16	GY	TXL	3549417C1	3595622C1	1701F	15	N/A		
MD94BE	16	GY	GXL	3549417C1	3595622C1	1701F	16	N/A		
ME94R(+)	18	GY	TXL	3549418C1	3595622C1	1701F	16	N/A		
MK94R(+)	18	TN	TXL	3549418C1	3595622C1	1701F	16	N/A		
MR94WW	14	GY	TXL	3549417C1	3595622C1	1701F	16	N/A		
MD94BE	16	GY	TXL	3549417C1	3595622C1	1701F	16	N/A		
ME94R(+)	18	GY	TXL	3549418C1	3595622C1	1701F	16	N/A		
MK94R(+)	18	TN	TXL	3549418C1	3595622C1	1701F	16	N/A		
MR94WW	14	GY	GXL	3549417C1	3595622C1	1701F	16	N/A		
MD94BD	16	GY	GXL	3549417C1	3595622C1	1701F	17	N/A		
ME94R(-)	18	GY	TXL	3549418C1	3595622C1	1701F	17	N/A		
MK94R(-)	18	TN	TXL	3549418C1	3595622C1	1701F	17	N/A		
MR94WU	14	GY	TXL	3549417C1	3595622C1	1701F	17	N/A		
MD94BD	16	GY	TXL	3549417C1	3595622C1	1701F	17	N/A		
ME94R(-)	18	GY	TXL	3549418C1	3595622C1	1701F	17	N/A		
MK94R(-)	18	TN	TXL	3549418C1	3595622C1	1701F	17	N/A		
MR94WU	14	GY	GXL	3549417C1	3595622C1	1701F	17	N/A		
MD94BH	16	GY	TXL	3549417C1	3595622C1	1701F	18	N/A		
ME3C(-)	18	GY	TXL	3549418C1	3595622C1	1701F	18	N/A		
MR94WN	14	GY	TXL	3549417C1	3595622C1	1701F	18	N/A		
MD94BH	16	GY	TXL	3549417C1	3595622C1	1701F	18	N/A		
ME3C(-)	18	GY	TXL	3549418C1	3595622C1	1701F	18	N/A		
MR94WN	14	GY	GXL	3549417C1	3595622C1	1701F	18	N/A		
MD94BF	16	GY	TXL	3549417C1	3595622C1	1701F	19	N/A		
ME3C(+)	18	DKBL	TXL	3549418C1	3595622C1	1701F	19	N/A		
MR94WR	14	GY	TXL	3549417C1	3595622C1	1701F	19	N/A		
MD94BF	16	GY	TXL	3549417C1	3595622C1	1701F	19	N/A		
ME3C(+)	18	DKBL	TXL	3549418C1	3595622C1	1701F	19	N/A		
MR94WR	14	GY	GXL	3549417C1	3595622C1	1701F	19	N/A		
MD94BL	16	GY	TXL	3549417C1	3595622C1	1701F	20	N/A		
ME90F	18	GY	TXL	3549418C1	3595622C1	1701F	20	N/A		
MD94BL	16	GY	TXL	3549417C1	3595622C1	1701F	20	N/A		
ME90F	18	GY	TXL	3549418C1	3595622C1	1701F	20	N/A		
MD94BJ	16	GY	TXL	3549417C1	3595622C1	1701F	21	N/A		
PL44A	18	GY	TXL	3549418C1	3595622C1	1701F	21	N/A		
MD94BJ	16	GY	TXL	3549417C1	3595622C1	1701F	21	N/A		
PL44A	18	GY	TXL	3549418C1	3595622C1	1701F	21	N/A		
MD94BK	16	GY	TXL	3549417C1	3595622C1	1701F	22	N/A		
ME90BA	18	GY	TXL	3549418C1	3595622C1	1701F	22	N/A		
MR94WS	16	GY	TXL	3549417C1	3595622C1	1701F	22	N/A		
MD94BK	16	GY	TXL	3549417C1	3595622C1	1701F	22	N/A		
ME90BA	18	GY	TXL	3549418C1	3595622C1	1701F	22	N/A		
MR94WS	16	GY	TXL	3549417C1	3595622C1	1701F	22	N/A		
MD94BA	16	GY	GXL	3549417C1	3595622C1	1701F	23	N/A		
ME90H	18	GY	TXL	3549418C1	3595622C1	1701F	23	N/A		
MR94WT	16	GY	TXL	3549417C1	3595622C1	1701F	23	N/A		
MD94BA	16	GY	TXL	3549417C1	3595622C1	1701F	23	N/A		
ME90H	18	GY	TXL	3549418C1	3595622C1	1701F	23	N/A		
MR94WT	16	GY	TXL	3549417C1	3595622C1	1701F	23	N/A		

Circuit Number	Gauge	Color	Insulation	Terminal / Splice Number	Connector Part number	Connector Number	Cavity	Seal/Sleeve	Lock 1	Lock 2
MD94BB	16	GY	TXL	3549417C1	3595622C1	1701F	24	N/A		
MK90E	18	GY	TXL	3549418C1	3595622C1	1701F	24	N/A		
MP90E	18	GY	TXL	3549418C1	3595622C1	1701F	24	N/A		
MR94-G7	14	GY	TXL	3549417C1	3595622C1	1701F	24	N/A		
PL90E	16	GY	GXL	3549417C1	3595622C1	1701F	24	N/A		
MD94BB	16	GY	TXL	3549417C1	3595622C1	1701F	24	N/A		
MK90E	18	GY	TXL	3549418C1	3595622C1	1701F	24	N/A		
MP90E	18	GY	TXL	3549418C1	3595622C1	1701F	24	N/A		
MR94-G7	14	GY	GXL	3549417C1	3595622C1	1701F	24	N/A		
PL90E	16	GY	GXL	3549417C1	3595622C1	1701F	24	N/A		
MD94BC	16	GY	TXL	3549417C1	3595622C1	1701F	25	N/A		
MP10-GV	16	WH	GXL	3549417C1	3595622C1	1701F	25	N/A		
MR94-G6	14	GY	TXL	3549417C1	3595622C1	1701F	25	N/A		
PL10-GV	16	WH	GXL	3549417C1	3595622C1	1701F	25	N/A		
MD94BC	16	GY	TXL	3549417C1	3595622C1	1701F	25	N/A		
MP10-GV	16	WH	GXL	3549417C1	3595622C1	1701F	25	N/A		
MR94-G6	14	GY	GXL	3549417C1	3595622C1	1701F	25	N/A		
PL10-GV	16	WH	GXL	3549417C1	3595622C1	1701F	25	N/A		
ME94L	12	GY	GXL	3549415C1	3595622C1	1701F	26	N/A		
MK94L	10	GY	TXL	3549415C1	3595622C1	1701F	26	N/A		
ME94L	12	GY	GXL	3549415C1	3595622C1	1701F	26	N/A		
MK94L	10	GY	TXL	3549415C1	3595622C1	1701F	26	N/A		
RF36A	18	TN	GXL	3549418C1	3595622C1	1701F	27	N/A		
SP36A	18	TN	GXL	3549418C1	3595622C1	1701F	27	N/A		
RF36A	18	TN	GXL	3549418C1	3595622C1	1701F	27	N/A		
SP36A	18	TN	GXL	3549418C1	3595622C1	1701F	27	N/A		
VR36A	18	TN	GXL	3549418C1	3595622C1	1701F	27	N/A		
AC59A	18	GY	GXL	3549418C1	3595622C1	1701F	28	N/A		
DC36B	18	TN	GXL	3549418C1	3595622C1	1701F	29	N/A	3539785C1	
RE36B	18	TN	GXL	3549418C1	3595622C1	1701F	29	N/A		
RE36B	18	TN	GXL	3549418C1	3595622C1	1701F	29	N/A		
RG36B	18	TN	GXL	3549418C1	3595622C1	1701F	29	N/A		
UD67TA	16	GY	GXL	3549417C1	3595622C1	1701F	30	N/A		
ZJ94AA	16	GY	GXL	3549417C1	3595622C1	1701F	30	N/A		
ZK94AA	16	GY	GXL	3549417C1	3595622C1	1701F	30	N/A		
ZN94AA	16	GY	GXL	3549417C1	3595622C1	1701F	30	N/A		
ZP94AA	16	GY	GXL	3549417C1	3595622C1	1701F	30	N/A		
ZR94AA	16	GY	GXL	3549417C1	3595622C1	1701F	30	N/A		
ZS94AA	16	GY	GXL	3549417C1	3595622C1	1701F	30	N/A		
ZT94AA	16	GY	GXL	3549417C1	3595622C1	1701F	30	N/A		
NH39B	16	GY	TXL	3549417C1	3595622C1	1701F	31	N/A		
PF39B	18	GY	GXL	3549418C1	3595622C1	1701F	31	N/A	1675053C1	
TA39B	16	GY	GXL	3549417C1	3595622C1	1701F	31	N/A		
UB39B	16	GY	TXL	3549417C1	3595622C1	1701F	31	N/A		
NH39B	16	GY	TXL	3549417C1	3595622C1	1701F	31	N/A		
PF39B	18	GY	GXL	3549418C1	3595622C1	1701F	31	N/A		
TA39B	16	GY	GXL	3549417C1	3595622C1	1701F	31	N/A		
UB39B	16	GY	TXL	3549417C1	3595622C1	1701F	31	N/A		
NG59B	18	GY	GXL	3549418C1	3595622C1	1701F	32	N/A		
TV59B	18	GY	GXL	3549418C1	3595622C1	1701F	32	N/A		
NG59B	18	GY	GXL	3549418C1	3595622C1	1701F	32	N/A		
TV59B	18	GY	GXL	3549418C1	3595622C1	1701F	32	N/A		
NG59C	18	GY	GXL	3549418C1	3595622C1	1701F	33	N/A		
NG59C	18	GY	GXL	3549418C1	3595622C1	1701F	33	N/A		

Circuit Number	Gauge	Color	Insulation	Terminal / Splice Number	Connector Part number	Connector Number	Cavity	Seal/Sleeve	Lock 1	Lock 2
NG59D	18	GY	GXL	3549418C1	3595622C1	1701F	34	N/A		
NG59D	18	GY	GXL	3549418C1	3595622C1	1701F	34	N/A		
NG59E	18	GY	GXL	3549418C1	3595622C1	1701F	35	N/A		
NG59E	18	GY	GXL	3549418C1	3595622C1	1701F	35	N/A		
NU59G	18	GY	GXL	3549418C1	3595622C1	1701F	36	N/A		
NX59G	18	GY	GXL	3549418C1	3595622C1	1701F	36	N/A		
NZ59G	18	GY	GXL	3549418C1	3595622C1	1701F	36	N/A		
NZ59G	18	GY	GXL	3549418C1	3595622C1	1701F	36	N/A		
NU59H	18	GY	GXL	3549418C1	3595622C1	1701F	37	N/A		
NX59H	18	GY	GXL	3549418C1	3595622C1	1701F	37	N/A		
NZ59H	18	GY	GXL	3549418C1	3595622C1	1701F	37	N/A		
NZ59H	18	GY	GXL	3549418C1	3595622C1	1701F	37	N/A		
NU59J	18	GY	GXL	3549418C1	3595622C1	1701F	38	N/A		
NX59J	18	GY	GXL	3549418C1	3595622C1	1701F	38	N/A		
NZ59J	18	GY	GXL	3549418C1	3595622C1	1701F	38	N/A		
NZ59J	18	GY	GXL	3549418C1	3595622C1	1701F	38	N/A		
NU59K	18	GY	GXL	3549418C1	3595622C1	1701F	39	N/A		
NX59K	18	GY	GXL	3549418C1	3595622C1	1701F	39	N/A		
NZ59K	18	GY	GXL	3549418C1	3595622C1	1701F	39	N/A		
NZ59K	18	GY	GXL	3549418C1	3595622C1	1701F	39	N/A		
NN39A	18	GY	GXL	3549418C1	3595622C1	1701F	40	N/A		
NP39A	18	GY	GXL	3549418C1	3595622C1	1701F	40	N/A		
PH39A	18	GY	GXL	3549418C1	3595622C1	1701F	40	N/A	1671608C1	
PK39A	18	GY	GXL	3549418C1	3595622C1	1701F	40	N/A		
NN39A	18	GY	GXL	3549418C1	3595622C1	1701F	40	N/A		
NP39A	18	GY	GXL	3549418C1	3595622C1	1701F	40	N/A		
NR39A	18	GY	GXL	3549418C1	3595622C1	1701F	40	N/A		
PG39A	18	GY	GXL	3549418C1	3595622C1	1701F	40	N/A		
PH39A	18	GY	GXL	3549418C1	3595622C1	1701F	40	N/A		
TC39A	18	GY	GXL	3549418C1	3595622C1	1701F	40	N/A		
AB44N	18	GY	GXL	3549418C1	3595622C1	1701F	41	N/A		
UD67U	16	GY	GXL	3549417C1	3595622C1	1701F	41	N/A		
AB44N	18	GY	GXL	3549418C1	3595622C1	1701F	41	N/A		
ZG87EA	18	GY	TXL	3549418C1	3595622C1	1701F	41	N/A		
ND56BC	16	YL	GXL	3549417C1	3595622C1	1701F	42	N/A		
PV56BC	16	YL	GXL	3549417C1	3595622C1	1701F	42	N/A		
ND56BC	16	YL	GXL	3549417C1	3595622C1	1701F	42	N/A		
PV56BC	16	YL	GXL	3549417C1	3595622C1	1701F	42	N/A	1661873C1	
MG32A	18	TN	GXL	3549418C1	3595622C1	1701F	43	N/A		
SW104CA	16	DKBL	TXL	3549417C1	3595622C1	1701F	43	N/A		
SW104CA	16	DKBL	TXL	3549417C1	3595622C1	1701F	43	N/A		
RH32	18	TN	GXL	3549418C1	3595622C1	1701F	44	N/A		
SW59CA	16	GY	TXL	3549417C1	3595622C1	1701F	44	N/A		
RH32	18	TN	GXL	3549418C1	3595622C1	1701F	44	N/A		
SW59CA	16	GY	TXL	3549417C1	3595622C1	1701F	44	N/A		
RL49A	18	GY	TXL	3549418C1	3595622C1	1701F	45	N/A		
RL49A	18	GY	TXL	3549418C1	3595622C1	1701F	45	N/A		
NW59M	18	GY	GXL	3549418C1	3595622C1	1701F	46	N/A		
V594SL	18	GY	GXL	3549418C1	3595622C1	1701F	46	N/A	3543732C1	
UC67TA	16	GY	GXL	3549417C1	3595622C1	1701F	46	N/A		
NW59N	18	GY	GXL	3549418C1	3595622C1	1701F	47	N/A		
V594SM	18	GY	GXL	3549418C1	3595622C1	1701F	47	N/A		
UC67U	16	GY	GXL	3549417C1	3595622C1	1701F	47	N/A		
NW59P	18	GY	GXL	3549418C1	3595622C1	1701F	48	N/A		

Circuit Number	Gauge	Color	Insulation	Terminal / Splice Number	Connector Part number	Connector Number	Cavity	Seal/Sleeve	Lock 1	Lock 2
VS94SN	18	GY	GXL	3549418C1	3595622C1	1701F	48	N/A		
UC67V	16	GY	GXL	3549417C1	3595622C1	1701F	48	N/A		
NW59R	18	GY	GXL	3549418C1	3595622C1	1701F	49	N/A		
VP94SJ	18	GY	GXL	3549418C1	3595622C1	1701F	49	N/A	1671608C1	
UC67W	16	GY	GXL	3549417C1	3595622C1	1701F	49	N/A		
VP94SJ	18	GY	GXL	3549418C1	3595622C1	1701F	49	N/A		
MJ49	18	GY	GXL	3549418C1	3595622C1	1701F	50	N/A		
NT20	16	LTGN	GXL	3549416C1	3595622C1	1701F	51	N/A		
RA20	16	LTGN	GXL	3549416C1	3595622C1	1701F	51	N/A		
UE67TA	16	GY	GXL	3549416C1	3595622C1	1701F	51	N/A		
ZE20	16	LTGN	GXL	3549416C1	3595622C1	1701F	51	N/A		
NT20	16	LTGN	GXL	3549416C1	3595622C1	1701F	51	N/A		
RA20	16	LTGN	GXL	3549416C1	3595622C1	1701F	51	N/A		
ZE20	16	LTGN	GXL	3549416C1	3595622C1	1701F	51	N/A		
NT5E(+)	18	YL	TXL	3549418C1	3595622C1	1701F	52	N/A		
RA5E(+)	18	YL	TXL	3549418C1	3595622C1	1701F	52	N/A		
UE67U	16	GY	GXL	3549417C1	3595622C1	1701F	52	N/A		
ZE5E(+)	18	YL	TXL	3549418C1	3595622C1	1701F	52	N/A		
NT5E(+)	18	YL	TXL	3549418C1	3595622C1	1701F	52	N/A		
RA5E(+)	18	YL	TXL	3549418C1	3595622C1	1701F	52	N/A		
ZE5E(+)	18	YL	TXL	3549418C1	3595622C1	1701F	52	N/A		
NT5E(-)	18	GN	TXL	3549418C1	3595622C1	1701F	53	N/A		
RA5E(-)	18	GN	TXL	3549418C1	3595622C1	1701F	53	N/A		
UE67V	16	GY	GXL	3549417C1	3595622C1	1701F	53	N/A		
ZE5E(-)	18	GN	TXL	3549418C1	3595622C1	1701F	53	N/A		
NT5E(-)	18	GN	TXL	3549418C1	3595622C1	1701F	53	N/A		
RA5E(-)	18	GN	TXL	3549418C1	3595622C1	1701F	53	N/A		
ZE5E(-)	18	GN	TXL	3549418C1	3595622C1	1701F	53	N/A		
TF94SAB	18	GY	GXL	3549418C1	3595622C1	1701F	54	N/A		
TF94SAB	18	GY	GXL	3549418C1	3595622C1	1701F	54	N/A	1661874C1	
PD61B	18	GY	GXL	3549418C1	3595622C1	1701F	55	N/A		
TF94SCB	18	GY	GXL	3549418C1	3595622C1	1701F	55	N/A		
PD61B	18	GY	GXL	3549418C1	3595622C1	1701F	55	N/A		
TF94SCB	18	GY	GXL	3549418C1	3595622C1	1701F	55	N/A	1667771C1	
PD106B	18	GY	GXL	3549418C1	3595622C1	1701F	56	N/A		
TF94SBB	18	GY	GXL	3549418C1	3595622C1	1701F	56	N/A		
PD106B	18	GY	GXL	3549418C1	3595622C1	1701F	56	N/A		
TF94SBB	18	YL	TXL	3549418C1	3595622C1	1701F	56	N/A	1667734C1	
PD110B	18	GY	GXL	3549418C1	3595622C1	1701F	57	N/A		
TF94SDB	18	GY	GXL	3549418C1	3595622C1	1701F	57	N/A		
PD110B	18	GY	GXL	3549418C1	3595622C1	1701F	57	N/A		
TF94SDB	18	GN	TXL	3549418C1	3595622C1	1701F	57	N/A		
AB44M	18	GY	GXL	3549418C1	3595622C1	1701F	58	N/A		
UD67V	16	GY	GXL	3549417C1	3595622C1	1701F	58	N/A		
AB44M	18	GY	GXL	3549418C1	3595622C1	1701F	58	N/A		
ZF87DA	16	GY	GXL	3549417C1	3595622C1	1701F	58	N/A		
ZF87DB	18	GY	GXL	3549418C1	3595622C1	1701F	59	N/A		
MP90K	18	GY	TXL	3549418C1	3595622C1	1701F	60	N/A		
PL90K	18	GY	TXL	3549418C1	3595622C1	1701F	60	N/A		
XA94SZC	18	GY	GXL	3549418C1	3595622C1	1701F	60	N/A	3610532C1	3662518C1
MP90K	18	GY	TXL	3549418C1	3595622C1	1701F	60	N/A		
PL90K	18	GY	TXL	3549418C1	3595622C1	1701F	60	N/A		
JC5A(-)	18	GN	TXL	3549418C1	3595622C1	1701F	61	N/A		
JD5A(-)	18	GN	TXL	3549418C1	3595622C1	1701F	61	N/A	3589992C1	

Circuit Number	Gauge	Color	Insulation	Terminal / Splice Number	Connector Part number	Connector Number	Cavity	Seal/Sleeve	Lock 1	Lock 2
XA94SVC	18	GY	GXL	3549418C1	3595622C1	1701F	61	N/A	3606526C1	
JC5A(-)	18	GN	TXL	3549418C1	3595622C1	1701F	61	N/A		
JD5A(-)	18	GN	TXL	3549418C1	3595622C1	1701F	61	N/A		
JC5A(+)	18	YL	TXL	3549418C1	3595622C1	1701F	62	N/A	2005242C1	
JD5A(+)	18	YL	TXL	3549418C1	3595622C1	1701F	62	N/A		
XA94SH	18	GY	GXL	3549418C1	3595622C1	1701F	62	N/A		
JC5A(+)	18	YL	TXL	3549418C1	3595622C1	1701F	62	N/A		
JD5A(+)	18	YL	TXL	3549418C1	3595622C1	1701F	62	N/A		
ND57BB	16	LTGN	GXL	3549417C1	3595622C1	1701F	63	N/A		
PV57BB	16	LTGN	GXL	3549417C1	3595622C1	1701F	63	N/A		
ND57BB	16	LTGN	GXL	3549417C1	3595622C1	1701F	63	N/A		
PV57BB	16	LTGN	GXL	3549417C1	3595622C1	1701F	63	N/A		
ND57BC	16	LTGN	GXL	3549416C1	3595622C1	1701F	64	N/A		
PV57BC	16	LTGN	GXL	3549416C1	3595622C1	1701F	64	N/A		
ND57BC	16	LTGN	GXL	3549416C1	3595622C1	1701F	64	N/A		
PV57BC	16	LTGN	GXL	3549416C1	3595622C1	1701F	64	N/A		
UD67W	16	GY	GXL	3549416C1	3595622C1	1701F	65	N/A		
ZI94AB	16	GY	GXL	3549416C1	3595622C1	1701F	65	N/A		
ZK94AB	16	GY	GXL	3549416C1	3595622C1	1701F	65	N/A		
ZN94AB	16	GY	GXL	3549416C1	3595622C1	1701F	65	N/A		
ZP94AB	16	GY	GXL	3549416C1	3595622C1	1701F	65	N/A		
ZR94AB	16	GY	GXL	3549416C1	3595622C1	1701F	65	N/A		
ZS94AB	16	GY	GXL	3549416C1	3595622C1	1701F	65	N/A		
ZT94AB	16	GY	GXL	3549416C1	3595622C1	1701F	65	N/A		
YL112	16	GY	GXL	3549416C1	3595622C1	1701F	66	N/A		
YL112	16	GY	GXL	3549416C1	3595622C1	1701F	66	N/A		
PM19	16	GY	GXL	3549416C1	3595622C1	1701F	67	N/A		
PN19	16	GY	GXL	3549416C1	3595622C1	1701F	67	N/A		
PX19	16	GY	GXL	3549416C1	3595622C1	1701F	67	N/A		
TB19	16	GY	GXL	3549416C1	3595622C1	1701F	67	N/A		
TG19	16	GY	GXL	3549416C1	3595622C1	1701F	67	N/A		
TH19	16	GY	GXL	3549416C1	3595622C1	1701F	67	N/A		
TK19	16	GY	GXL	3549416C1	3595622C1	1701F	67	N/A		
TL19	16	GY	GXL	3549416C1	3595622C1	1701F	67	N/A		
TM19	16	GY	GXL	3549416C1	3595622C1	1701F	67	N/A		
TN19	16	GY	GXL	3549416C1	3595622C1	1701F	67	N/A		
TP19	16	GY	GXL	3549416C1	3595622C1	1701F	67	N/A		
PM19	16	GY	GXL	3549416C1	3595622C1	1701F	67	N/A		
PN19	16	GY	GXL	3549416C1	3595622C1	1701F	67	N/A		
SA19	16	GY	GXL	3549416C1	3595622C1	1701F	67	N/A		
TB19	16	GY	GXL	3549416C1	3595622C1	1701F	67	N/A		
TG19	16	GY	GXL	3549416C1	3595622C1	1701F	67	N/A	1664408C1	
TH19	16	GY	GXL	3549416C1	3595622C1	1701F	67	N/A	2039342C1	
TK19	16	GY	GXL	3549416C1	3595622C1	1701F	67	N/A	3518174C1	
TL19	16	GY	GXL	3549416C1	3595622C1	1701F	67	N/A		
TM19	16	GY	GXL	3549416C1	3595622C1	1701F	67	N/A	3558056C1	
TN19	16	GY	GXL	3549416C1	3595622C1	1701F	67	N/A		
TP19	16	GY	GXL	3549416C1	3595622C1	1701F	67	N/A		
TR19	16	GY	GXL	3549416C1	3595622C1	1701F	67	N/A		
NF65	16	OR	GXL	3549416C1	3595622C1	1701F	68	N/A		
UA65	16	OR	GXL	3549416C1	3595622C1	1701F	68	N/A		
NF65	16	OR	GXL	3549416C1	3595622C1	1701F	68	N/A		
UA65	16	OR	GXL	3549416C1	3595622C1	1701F	68	N/A		
VP94SK	18	GY	GXL	3574277C1	3595622C1	1701F	69	N/A		

Circuit Number	Gauge	Color	Insulation	Terminal / Splice Number	Connector Part number	Connector Number	Cavity	Seal/Sleeve	Lock 1	Lock 2
VP94SK	18	GY	GXL	3574277C1	3595622C1	1701F	69	N/A		
EV12-G	18	WH	GXL	3574277C1	3595622C1	1701F	70	N/A		
ND68BB	14	BN	GXL	3549416C1	3595622C1	1701F	71	N/A		
PV68BB	14	BN	GXL	3549416C1	3595622C1	1701F	71	N/A		
ND68BB	14	BN	GXL	3549416C1	3595622C1	1701F	71	N/A		
PV68BB	14	BN	GXL	3549416C1	3595622C1	1701F	71	N/A	3540758C1	
ND70BB	14	RD	GXL	3549416C1	3595622C1	1701F	72	N/A		
PV70BB	14	RD	GXL	3549416C1	3595622C1	1701F	72	N/A		
ND70BB	14	RD	GXL	3549416C1	3595622C1	1701F	72	N/A		
PV70BB	14	RD	GXL	3549416C1	3595622C1	1701F	72	N/A		
ND71BB	16	LTBL	GXL	3549416C1	3595622C1	1701F	73	N/A		
PV71BB	16	LTBL	GXL	3549416C1	3595622C1	1701F	73	N/A		
UE67W	16	GY	GXL	3549416C1	3595622C1	1701F	73	N/A		
ND71BB	16	LTBL	GXL	3549416C1	3595622C1	1701F	73	N/A		
PV71BB	16	LTBL	GXL	3549416C1	3595622C1	1701F	73	N/A	3612513C1	3553652C1
ND54BB	14	BN	GXL	3549416C1	3595622C1	1701F	74	N/A		
PV54BB	14	BN	GXL	3549416C1	3595622C1	1701F	74	N/A		
ND54BB	14	BN	GXL	3549416C1	3595622C1	1701F	74	N/A		
PV54BB	14	BN	GXL	3549416C1	3595622C1	1701F	74	N/A		
ND12BB	14	LTBL	GXL	3549416C1	3595622C1	1701F	75	N/A		
PV12BB	14	LTBL	GXL	3549416C1	3595622C1	1701F	75	N/A		
PU37D	16	TN	GXL	3549416C1	3595622C1	1701F	76	N/A		
PU37D	16	TN	GXL	3549416C1	3595622C1	1701F	76	N/A		
SH14HC	14	RD	TXL	3549416C1	3595624C1	1703F	1	N/A		
SJ14HF	14	RD	TXL	3549416C1	3595624C1	1703F	1	N/A		
SK14HD	14	RD	TXL	3549416C1	3595624C1	1703F	1	N/A		
SL14HF	14	RD	TXL	3549416C1	3595624C1	1703F	1	N/A		
ZL71C	18	WH	TXL	3574277C1	3595624C1	1703F	1	N/A		
SH11-GA	14	WH	TXL	3549416C1	3595624C1	1703F	2	N/A		
SJ11-G	14	WH	TXL	3549416C1	3595624C1	1703F	2	N/A		
QA23ED	18	TN	TXL	3574277C1	3595624C1	1703F	3	N/A		
QA23BE	18	TN	TXL	3574277C1	3595624C1	1703F	4	N/A		
QA23CB	18	TN	TXL	3574277C1	3595624C1	1703F	5	N/A		
QA23DE	18	PK	TXL	3574277C1	3595624C1	1703F	6	N/A		
QA23EF	18	TN	TXL	3574277C1	3595624C1	1703F	7	N/A		
AA82-GJ	16	GY	TXL	3549416C1	3595624C1	1703F	8	N/A		
XS90K	16	GY	TXL	3549416C1	3595624C1	1703F	9	N/A		
XS90L	16	GY	TXL	3549416C1	3595624C1	1703F	10	N/A		
KL18A	16	GY	TXL	3549416C1	3595624C1	1703F	11	N/A		
KM18A	16	GY	TXL	3549416C1	3595624C1	1703F	11	N/A		
PC92A2	18	TN	TXL	3574277C1	3595624C1	1703F	11	N/A		
HW14LSD	12	RD	TXL	3549415C1	3595624C1	1703F	12	N/A		
MD13Z	16	PK	TXL	3549416C1	3595624C1	1703F	13	N/A		
PC92A18A	16	TN	GXL	3549417C1	3595624C1	1703F	14	N/A		
PC92A20A	16	TN	GXL	3549417C1	3595624C1	1703F	15	N/A		
MH11-GBA	18	WH	TXL	3549418C1	3595624C1	1703F	16	N/A		
MJ11-GBD	18	WH	TXL	3549418C1	3595624C1	1703F	16	N/A		
TB74J	18	LTGN	TXL	3549418C1	3595624C1	1703F	17	N/A		
RA28B	18	TN	TXL	3549418C1	3595624C1	1703F	18	N/A		
SA6DBJ	20	GY	TXL	3549418C1	3595624C1	1703F	19	N/A		
SA77BJ	20	LTGN	TXL	3549418C1	3595624C1	1703F	20	N/A		
UB92#134	18	TN	TXL	3549418C1	3595624C1	1703F	21	N/A		

Circuit Number	Gauge	Color	Insulation	Terminal / Splice Number	Connector Part number	Connector Number	Cavity	Seal/Sleeve	Lock 1	Lock 2
UD92-GC1	18	WH	TXL	3549418C1	3595624C1	1703F	21	N/A		
UL92#134	18	TN	TXL	3549418C1	3595624C1	1703F	21	N/A		
UK92A	18	TN	TXL	3549418C1	3595624C1	1703F	22	N/A		
SA77BAJ	20	LTGN	TXL	3549418C1	3595624C1	1703F	23	N/A		
MB41E	18	TN	TXL	3549418C1	3595624C1	1703F	24	N/A		
MC41EJ	18	TN	TXL	3549418C1	3595624C1	1703F	24	N/A		
MB41D	18	TN	TXL	3549418C1	3595624C1	1703F	25	N/A		
MC41	18	TN	TXL	3549418C1	3595624C1	1703F	25	N/A		
XS90P	18	GY	GXL	3574277C1	3595624C1	1703F	26	N/A		
MH26DA	18	TN	GXL	3549418C1	3595624C1	1703F	27	N/A		
MJ26DA	18	TN	GXL	3549418C1	3595624C1	1703F	27	N/A		
LH92#141	18	TN	TXL	3549418C1	3595624C1	1703F	28	N/A		
UB92#141	18	TN	TXL	3549418C1	3595624C1	1703F	28	N/A		
UD92BJ	18	TN	TXL	3549418C1	3595624C1	1703F	28	N/A		
UF92#141	18	TN	TXL	3549418C1	3595624C1	1703F	28	N/A		
LA17A	16	PK	TXL	3549417C1	3595624C1	1703F	29	N/A		
LG17BA	16	PK	TXL	3549417C1	3595624C1	1703F	29	N/A		
MH5CC(+)	18	YL	TXL	3549418C1	3595624C1	1703F	30	N/A		
MJ5CC(+)	18	YL	TXL	3549418C1	3595624C1	1703F	30	N/A		
PA47T	18	GY	TXL	3549418C1	3595624C1	1703F	31	N/A		
PB97DG	18	VT	TXL	3549418C1	3595624C1	1703F	31	N/A		
MH5CC(-)	18	GN	TXL	3549418C1	3595624C1	1703F	32	N/A		
MJ5CC(-)	18	GN	TXL	3549418C1	3595624C1	1703F	32	N/A		
UE92J	18	TN	TXL	3549418C1	3595624C1	1703F	33	N/A		
UE92AJ	18	GY	TXL	3549418C1	3595624C1	1703F	34	N/A		
TC9AAJ	18	GY	TXL	3549418C1	3595624C1	1703F	35	N/A		
TD9E	18	GY	TXL	3549418C1	3595624C1	1703F	35	N/A		
BD97BJ	18	VT	TXL	3549418C1	3595624C1	1703F	36	N/A		
BE97BJ	18	VT	TXL	3549418C1	3595624C1	1703F	36	N/A		
BD97N	18	VT	TXL	3549418C1	3595624C1	1703F	37	N/A		
BE97WC	18	VT	TXL	3549418C1	3595624C1	1703F	37	N/A		
BD97M	18	VT	TXL	3549418C1	3595624C1	1703F	38	N/A		
BE97FU	16	VT	TXL	3549417C1	3595624C1	1703F	38	N/A		
XS90HA	16	GY	GXL	3549417C1	3595624C1	1703F	39	N/A		
XS90MA	18	GY	TXL	3549418C1	3595624C1	1703F	41	N/A		
UB92#163	16	PK	TXL	3549417C1	3595624C1	1703F	42	N/A		
UD13AJ	16	PK	GXL	3549417C1	3595624C1	1703F	42	N/A		
UF92#163	16	TN	TXL	3549417C1	3595624C1	1703F	42	N/A		
UL92#163B	16	PK	TXL	3549417C1	3595624C1	1703F	42	N/A		
PC92A3A	18	TN	GXL	3549418C1	3595624C1	1703F	43	N/A		
VA92#117	18	TN	TXL	3549418C1	3595624C1	1703F	43	N/A		
ZA71BJ	16	OR	TXL	3549417C1	3595624C1	1703F	44	N/A		
ZC92#165	18	TN	TXL	3549418C1	3595624C1	1703F	45	N/A		
ZH71AB	16	OR	TXL	3549417C1	3595624C1	1703F	45	N/A		
ZJ92#165	18	TN	TXL	3549418C1	3595624C1	1703F	45	N/A		
ZL71AA	18	TN	TXL	3549418C1	3595624C1	1703F	45	N/A		
BD99BJ	18	VT	TXL	3549418C1	3595624C1	1703F	47	N/A		
BE99BJ	18	VT	TXL	3549418C1	3595624C1	1703F	47	N/A		
BD99D	18	VT	TXL	3549418C1	3595624C1	1703F	48	N/A		
BE97M	18	VT	TXL	3549418C1	3595624C1	1703F	48	N/A		
BD97CJ	18	VT	TXL	3549418C1	3595624C1	1703F	49	N/A		
BE97CJ	18	VT	TXL	3549418C1	3595624C1	1703F	49	N/A		
9B5R(-)	18	GN	TXL	3549418C1	3595624C1	1703F	52	N/A		
9C5R(-)	18	GN	TXL	3549418C1	3595624C1	1703F	52	N/A		

Circuit Number	Gauge	Color	Insulation	Terminal / Splice Number	Connector Part number	Connector Number	Cavity	Seal/Sleeve	Lock 1	Lock 2
9K5R(-)	18	GN	TXL	3549418C1	3595624C1	1703F	52	N/A		
9M5R(-)	18	GN	TXL	3549418C1	3595624C1	1703F	52	N/A		
9N5R(-)	18	GN	TXL	3549418C1	3595624C1	1703F	52	N/A		
9Q5R(-)	18	GN	TXL	3549418C1	3595624C1	1703F	52	N/A		
9R5R(-)	18	GN	TXL	3549418C1	3595624C1	1703F	52	N/A		
9U5PJ(-)	18	GN	TXL	3549418C1	3595624C1	1703F	52	N/A		
GB5R(-)	18	GN	TXL	3549418C1	3595624C1	1703F	52	N/A		
GE5R(-)	18	GN	TXL	3549418C1	3595624C1	1703F	52	N/A		
GF5R(-)	18	GN	TXL	3549418C1	3595624C1	1703F	52	N/A		
GG5R(-)	18	GN	TXL	3549418C1	3595624C1	1703F	52	N/A		
GH5R(-)	18	GN	TXL	3549418C1	3595624C1	1703F	52	N/A		
GJ5R(-)	18	GN	TXL	3549418C1	3595624C1	1703F	52	N/A		
GK5R(-)	18	GN	TXL	3549418C1	3595624C1	1703F	52	N/A		
GL5R(-)	18	GN	TXL	3549418C1	3595624C1	1703F	52	N/A		
GM5R(-)	18	GN	TXL	3549418C1	3595624C1	1703F	52	N/A		
GN5R(-)	18	GN	TXL	3549418C1	3595624C1	1703F	52	N/A		
GP5R(-)	18	GN	TXL	3549418C1	3595624C1	1703F	52	N/A		
GQ5R(-)	18	GN	TXL	3549418C1	3595624C1	1703F	52	N/A		
GT5R(-)	18	GN	TXL	3549418C1	3595624C1	1703F	52	N/A		
GU5R(-)	18	GN	TXL	3549418C1	3595624C1	1703F	52	N/A		
GV5R(-)	18	GN	TXL	3549418C1	3595624C1	1703F	52	N/A		
9B5R(+)	18	YL	TXL	3549418C1	3595624C1	1703F	53	N/A		
9C5R(+)	18	YL	TXL	3549418C1	3595624C1	1703F	53	N/A		
9K5R(+)	18	YL	TXL	3549418C1	3595624C1	1703F	53	N/A		
9M5R(+)	18	YL	TXL	3549418C1	3595624C1	1703F	53	N/A		
9N5R(+)	18	YL	TXL	3549418C1	3595624C1	1703F	53	N/A		
9Q5R(+)	18	YL	TXL	3549418C1	3595624C1	1703F	53	N/A		
9R5R(+)	18	YL	TXL	3549418C1	3595624C1	1703F	53	N/A		
9U5PJ(+)	18	YL	TXL	3549418C1	3595624C1	1703F	53	N/A		
GB5R(+)	18	YL	TXL	3549418C1	3595624C1	1703F	53	N/A		
GE5R(+)	18	YL	TXL	3549418C1	3595624C1	1703F	53	N/A		
GF5R(+)	18	YL	TXL	3549418C1	3595624C1	1703F	53	N/A		
GG5R(+)	18	YL	TXL	3549418C1	3595624C1	1703F	53	N/A		
GH5R(+)	18	YL	TXL	3549418C1	3595624C1	1703F	53	N/A		
GJ5R(+)	18	YL	TXL	3549418C1	3595624C1	1703F	53	N/A		
GK5R(+)	18	YL	TXL	3549418C1	3595624C1	1703F	53	N/A		
GL5R(+)	18	YL	TXL	3549418C1	3595624C1	1703F	53	N/A		
GM5R(+)	18	YL	TXL	3549418C1	3595624C1	1703F	53	N/A		
GN5R(+)	18	YL	TXL	3549418C1	3595624C1	1703F	53	N/A		
GP5R(+)	18	YL	TXL	3549418C1	3595624C1	1703F	53	N/A		
GQ5R(+)	18	YL	TXL	3549418C1	3595624C1	1703F	53	N/A		
GT5R(+)	18	YL	TXL	3549418C1	3595624C1	1703F	53	N/A		
GU5R(+)	18	YL	TXL	3549418C1	3595624C1	1703F	53	N/A		
GV5R(+)	18	YL	TXL	3549418C1	3595624C1	1703F	53	N/A		
MA97FA	16	VT	TXL	3549417C1	3595624C1	1703F	54	N/A		
GX92#103	18	TN	TXL	3549418C1	3595624C1	1703F	55	N/A		
GY92#103	18	TN	TXL	3549418C1	3595624C1	1703F	55	N/A		
GZ92#103	18	TN	TXL	3549418C1	3595624C1	1703F	55	N/A		
UG92#161	18	TN	TXL	3549418C1	3595624C1	1703F	56	N/A		
UJ93	18	TN	TXL	3549418C1	3595624C1	1703F	56	N/A		
VB92#161	18	TN	TXL	3549418C1	3595624C1	1703F	56	N/A		
VB92#156	18	TN	TXL	3549418C1	3595624C1	1703F	57	N/A		
PC92DN2	18	TN	GXL	3549418C1	3595624C1	1703F	58	N/A		
VB92#158	18	TN	TXL	3549418C1	3595624C1	1703F	58	N/A		

Circuit Number	Gauge	Color	Insulation	Terminal / Splice Number	Connector Part number	Connector Number	Cavity	Seal/Sleeve	Lock 1	Lock 2
LQ88AJ	18	LTGN	TXL	3549418C1	3595624C1	1703F	59	N/A		
LP88J	18	LTGN	TXL	3549418C1	3595624C1	1703F	60	N/A		
NJ31	18	TN	TXL	3549418C1	3595624C1	1703F	61	N/A		
VB92#112	18	TN	TXL	3549418C1	3595624C1	1703F	62	N/A		
XS9AB	18	GY	TXL	3549418C1	3595624C1	1703F	63	N/A		
SA77J	16	LTGN	GXL	3549416C1	3595624C1	1703F	65	N/A		
ZA71BA	16	OR	TXL	3549416C1	3595624C1	1703F	66	N/A		
ZH71	16	OR	TXL	3549416C1	3595624C1	1703F	66	N/A		
AA82KJ	16	GY	TXL	3549416C1	3595624C1	1703F	69	N/A		
AA82LJ	16	GY	TXL	3549416C1	3595624C1	1703F	70	N/A		
AA82JJ	16	GY	TXL	3549416C1	3595624C1	1703F	72	N/A		
AA82DJ	16	GY	TXL	3549416C1	3595624C1	1703F	74	N/A		
SH14HCA	14	RD	TXL	3574288C1	3595625C1	1703M	1	N/A		
SJ14HFA	14	RD	TXL	3574288C1	3595625C1	1703M	1	N/A		
SK14HC	14	RD	TXL	3574288C1	3595625C1	1703M	1	N/A		
SL14HD	16	LTGN	TXL	3574288C1	3595625C1	1703M	1	N/A		
ZL71B	18	WH	TXL	3574289C1	3595625C1	1703M	1	N/A		
SH11-GAP	14	WH	TXL	3574288C1	3595625C1	1703M	2	N/A		
SJ11-GA	14	WH	TXL	3574288C1	3595625C1	1703M	2	N/A		
QA23-G	18	WH	TXL	3574289C1	3595625C1	1703M	3	N/A		
QA23BA	18	TN	TXL	3574289C1	3595625C1	1703M	4	N/A		
QA23CA	18	TN	TXL	3574289C1	3595625C1	1703M	5	N/A		
QA23DD	18	PK	TXL	3574289C1	3595625C1	1703M	6	N/A		
QA23EA	18	TN	TXL	3574289C1	3595625C1	1703M	7	N/A		
AD82-G	16	WH	TXL	3574288C1	3595625C1	1703M	8	N/A		
AE82-G	16	WH	TXL	3574288C1	3595625C1	1703M	8	N/A		
XS90KA	16	GY	TXL	3574288C1	3595625C1	1703M	9	N/A		
XS90LA	16	GY	TXL	3574288C1	3595625C1	1703M	10	N/A		
KM18C	16	GY	TXL	3574288C1	3595625C1	1703M	11	N/A		
PC92A1	18	TN	TXL	3574289C1	3595625C1	1703M	11	N/A		
HW14LSC	12	RD	TXL	3574287C1	3595625C1	1703M	12	N/A		
MD13ZA	16	PK	TXL	3574288C1	3595625C1	1703M	13	N/A		
PC92A20	16	TN	GXL	3574285C1	3595625C1	1703M	15	N/A		
MH11-GBD	18	WH	TXL	2003343C1	3595625C1	1703M	16	N/A		
MJ11-GAD	18	WH	TXL	2003343C1	3595625C1	1703M	16	N/A		
TB74	18	LTGN	TXL	2003343C1	3595625C1	1703M	17	N/A		
RA28BA	18	TN	TXL	2003343C1	3595625C1	1703M	18	N/A		
SA6DB	20	GY	TXL	2003343C1	3595625C1	1703M	19	N/A		
SA77B	20	GY	TXL	2003343C1	3595625C1	1703M	20	N/A		
UB92#134A	18	TN	TXL	2003343C1	3595625C1	1703M	21	N/A		
UL92#134A	18	TN	TXL	2003343C1	3595625C1	1703M	21	N/A		
UK92C	18	TN	TXL	2003343C1	3595625C1	1703M	22	N/A		
SA77BA	20	LTGN	TXL	2003343C1	3595625C1	1703M	23	N/A		
MB41EJ	18	TN	TXL	2003343C1	3595625C1	1703M	24	N/A		
MC41E	18	TN	TXL	2003343C1	3595625C1	1703M	24	N/A		
MB41DJ	18	TN	TXL	2003343C1	3595625C1	1703M	25	N/A		
MC41D	18	TN	TXL	2003343C1	3595625C1	1703M	25	N/A		
XS90PA	18	GY	GXL	3574289C1	3595625C1	1703M	26	N/A		
MH26D	18	TN	GXL	2003343C1	3595625C1	1703M	27	N/A		
MJ26D	18	TN	GXL	2003343C1	3595625C1	1703M	27	N/A		
LH92#141A	18	TN	TXL	2003343C1	3595625C1	1703M	28	N/A		
UB92#141A	18	TN	TXL	2003343C1	3595625C1	1703M	28	N/A		
UD92B	18	TN	TXL	2003343C1	3595625C1	1703M	28	N/A		
UF92#141A	18	TN	TXL	2003343C1	3595625C1	1703M	28	N/A		

Circuit Number	Gauge	Color	Insulation	Terminal / Splice Number	Connector Part number	Connector Number	Cavity	Seal/Sleeve	Lock 1	Lock 2
LA17	16	PK	TXL	3574285C1	3595625C1	1703M	29	N/A		
LG17	16	PK	TXL	3574285C1	3595625C1	1703M	29	N/A		
MH5CCA(+)	18	YL	TXL	2003343C1	3595625C1	1703M	30	N/A		
MJ5CCA(+)	18	YL	TXL	2003343C1	3595625C1	1703M	30	N/A		
PA47TA	16	GY	GXL	3574285C1	3595625C1	1703M	31	N/A		
PB97DF	18	VT	TXL	2003343C1	3595625C1	1703M	31	N/A		
MH5CCA(-)	18	GN	TXL	2003343C1	3595625C1	1703M	32	N/A		
MJ5CCA(-)	18	GN	TXL	2003343C1	3595625C1	1703M	32	N/A		
UE92	18	TN	TXL	2003343C1	3595625C1	1703M	33	N/A		
UE92AA	18	GY	TXL	2003343C1	3595625C1	1703M	34	N/A		
KA9AA	18	GY	TXL	2003343C1	3595625C1	1703M	35	N/A		
BD97B	18	VT	TXL	2003343C1	3595625C1	1703M	36	N/A		
BE97B	18	VT	TXL	2003343C1	3595625C1	1703M	36	N/A		
BD97NA	18	VT	TXL	2003343C1	3595625C1	1703M	37	N/A		
BE97WD	18	VT	TXL	2003343C1	3595625C1	1703M	37	N/A		
BD97MA	18	VT	TXL	2003343C1	3595625C1	1703M	38	N/A		
BE97F	16	VT	TXL	3574285C1	3595625C1	1703M	38	N/A		
XS90HB	18	GY	TXL	2003343C1	3595625C1	1703M	39	N/A		
XS90M	18	GY	TXL	2003343C1	3595625C1	1703M	41	N/A		
UB92#163A	16	PK	TXL	3574285C1	3595625C1	1703M	42	N/A		
UD13A	16	PK	GXL	3574285C1	3595625C1	1703M	42	N/A		
UF92#163C	16	TN	TXL	3574285C1	3595625C1	1703M	42	N/A		
UL92#163A	16	PK	TXL	3574285C1	3595625C1	1703M	42	N/A		
PC92A3	18	TN	GXL	2003343C1	3595625C1	1703M	43	N/A		
ZA71BK	16	OR	TXL	3574285C1	3595625C1	1703M	44	N/A		
ZH71AC	16	OR	TXL	3574285C1	3595625C1	1703M	45	N/A		
ZL71AB	18	TN	TXL	2003343C1	3595625C1	1703M	45	N/A		
BD99B	18	VT	TXL	2003343C1	3595625C1	1703M	47	N/A		
BE99B	18	VT	TXL	2003343C1	3595625C1	1703M	47	N/A		
BD99DA	18	VT	TXL	2003343C1	3595625C1	1703M	48	N/A		
BE97MA	18	VT	TXL	2003343C1	3595625C1	1703M	48	N/A		
BD97C	18	VT	TXL	2003343C1	3595625C1	1703M	49	N/A		
BE97C	18	VT	TXL	2003343C1	3595625C1	1703M	49	N/A		
9B5P(-)	18	GN	TXL	2003343C1	3595625C1	1703M	52	N/A		
9C5P(-)	18	GN	TXL	2003343C1	3595625C1	1703M	52	N/A		
9K5P(-)	18	GN	TXL	2003343C1	3595625C1	1703M	52	N/A		
9M5P(-)	18	GN	TXL	2003343C1	3595625C1	1703M	52	N/A		
9N5P(-)	18	GN	TXL	2003343C1	3595625C1	1703M	52	N/A		
9Q5P(-)	18	GN	TXL	2003343C1	3595625C1	1703M	52	N/A		
9R5P(-)	18	GN	TXL	2003343C1	3595625C1	1703M	52	N/A		
9U5P(-)	18	GN	TXL	2003343C1	3595625C1	1703M	52	N/A		
GB5P(-)	18	GN	TXL	2003343C1	3595625C1	1703M	52	N/A		
GE5P(-)	18	GN	TXL	2003343C1	3595625C1	1703M	52	N/A		
GF5P(-)	18	GN	TXL	2003343C1	3595625C1	1703M	52	N/A		
GG5P(-)	18	GN	TXL	2003343C1	3595625C1	1703M	52	N/A		
GH5P(-)	18	GN	TXL	2003343C1	3595625C1	1703M	52	N/A		
GJ5P(-)	18	GN	TXL	2003343C1	3595625C1	1703M	52	N/A		
GK5P(-)	18	GN	TXL	2003343C1	3595625C1	1703M	52	N/A		
GL5P(-)	18	GN	TXL	2003343C1	3595625C1	1703M	52	N/A		
GM5P(-)	18	GN	TXL	2003343C1	3595625C1	1703M	52	N/A		
GN5P(-)	18	GN	TXL	2003343C1	3595625C1	1703M	52	N/A		
GP5P(-)	18	GN	TXL	2003343C1	3595625C1	1703M	52	N/A		
GQ5P(-)	18	GN	TXL	2003343C1	3595625C1	1703M	52	N/A		
GT5P(-)	18	GN	TXL	2003343C1	3595625C1	1703M	52	N/A		

Circuit Number	Gauge	Color	Insulation	Terminal / Splice Number	Connector Part number	Connector Number	Cavity	Seal/Sleeve	Lock 1	Lock 2
GU5P(-)	18	GN	TXL	2003343C1	3595625C1	1703M	52	N/A		
GV5P(-)	18	GN	TXL	2003343C1	3595625C1	1703M	52	N/A		
9B5P(+)	18	YL	TXL	2003343C1	3595625C1	1703M	53	N/A		
9C5P(+)	18	YL	TXL	2003343C1	3595625C1	1703M	53	N/A		
9K5P(+)	18	YL	TXL	2003343C1	3595625C1	1703M	53	N/A		
9M5P(+)	18	YL	TXL	2003343C1	3595625C1	1703M	53	N/A		
9N5P(+)	18	YL	TXL	2003343C1	3595625C1	1703M	53	N/A		
9Q5P(+)	18	YL	TXL	2003343C1	3595625C1	1703M	53	N/A		
9R5P(+)	18	YL	TXL	2003343C1	3595625C1	1703M	53	N/A		
9U5P(+)	18	YL	TXL	2003343C1	3595625C1	1703M	53	N/A		
GB5P(+)	18	YL	TXL	2003343C1	3595625C1	1703M	53	N/A		
GE5P(+)	18	YL	TXL	2003343C1	3595625C1	1703M	53	N/A		
GF5P(+)	18	YL	TXL	2003343C1	3595625C1	1703M	53	N/A		
GG5P(+)	18	YL	TXL	2003343C1	3595625C1	1703M	53	N/A		
GH5P(+)	18	YL	TXL	2003343C1	3595625C1	1703M	53	N/A		
GJ5P(+)	18	YL	TXL	2003343C1	3595625C1	1703M	53	N/A		
GK5P(+)	18	YL	TXL	2003343C1	3595625C1	1703M	53	N/A		
GL5P(+)	18	YL	TXL	2003343C1	3595625C1	1703M	53	N/A		
GM5P(+)	18	YL	TXL	2003343C1	3595625C1	1703M	53	N/A		
GN5P(+)	18	YL	TXL	2003343C1	3595625C1	1703M	53	N/A		
GP5P(+)	18	YL	TXL	2003343C1	3595625C1	1703M	53	N/A		
GQ5P(+)	18	YL	TXL	2003343C1	3595625C1	1703M	53	N/A		
GT5P(+)	18	YL	TXL	2003343C1	3595625C1	1703M	53	N/A		
GU5P(+)	18	YL	TXL	2003343C1	3595625C1	1703M	53	N/A		
GV5P(+)	18	YL	TXL	2003343C1	3595625C1	1703M	53	N/A		
MA97F	16	VT	TXL	3574285C1	3595625C1	1703M	54	N/A		
GY92#103A	18	TN	TXL	2003343C1	3595625C1	1703M	55	N/A		
GZ92#103C	18	TN	TXL	2003343C1	3595625C1	1703M	55	N/A		
UG92#161A	18	TN	TXL	2003343C1	3595625C1	1703M	56	N/A		
UJ93A	18	TN	TXL	2003343C1	3595625C1	1703M	56	N/A		
VB92#161A	18	TN	TXL	2003343C1	3595625C1	1703M	56	N/A		
VB92#156A	18	TN	TXL	2003343C1	3595625C1	1703M	57	N/A		
PC92DN3	18	TN	GXL	2003343C1	3595625C1	1703M	58	N/A		
VB92#158A	18	TN	TXL	2003343C1	3595625C1	1703M	58	N/A		
LQ88A	18	LTGN	TXL	2003343C1	3595625C1	1703M	59	N/A		
LP88	18	LTGN	TXL	2003343C1	3595625C1	1703M	60	N/A		
NJ31J	18	TN	TXL	2003343C1	3595625C1	1703M	61	N/A		
VB92#112A	18	TN	TXL	2003343C1	3595625C1	1703M	62	N/A		
XS9AC	18	GY	TXL	2003343C1	3595625C1	1703M	63	N/A		
SA77	16	LTGN	GXL	3574288C1	3595625C1	1703M	65	N/A		
ZA71BB	16	OR	TXL	3574288C1	3595625C1	1703M	66	N/A		
ZH71AA	16	OR	TXL	3574288C1	3595625C1	1703M	66	N/A		
AA82K	16	GY	TXL	3574288C1	3595625C1	1703M	69	N/A		
AA82L	16	GY	TXL	3574288C1	3595625C1	1703M	70	N/A		
AA82D	16	GY	TXL	3574288C1	3595625C1	1703M	74	N/A		
BB56A	18	OR	TXL	3544886C1	3612512C1	1800F	A1	N/A		
BB57A	18	OR	TXL	3544886C1	3612512C1	1800F	A2	N/A		
BE11-GAA	18	WH	TXL	3544880C1	3612512C1	1800F	A3	N/A		
BF11-GAA	18	WH	TXL	3544880C1	3612512C1	1800F	A3	N/A		
BG11-GAA	18	WH	TXL	3544880C1	3612512C1	1800F	A3	N/A		
BL11-GAA	18	WH	GXL	3544880C1	3612512C1	1800F	A3	N/A		
CA11-GAA	18	WH	GXL	3544880C1	3612512C1	1800F	A3	N/A		
CB11-GAA	18	WH	TXL	3544880C1	3612512C1	1800F	A3	N/A		
BG9V	18	GY	GXL	3544880C1	3612512C1	1800F	A4	N/A		

Circuit Number	Gauge	Color	Insulation	Terminal / Splice Number	Connector Part number	Connector Number	Cavity	Seal/Sleeve	Lock 1	Lock 2
BL9V	18	GY	GXL	3544880C1	3612512C1	1800F	A4	N/A		
BV9V	18	GY	TXL	3544880C1	3612512C1	1800F	A4	N/A		
BW9V	18	GY	TXL	3544880C1	3612512C1	1800F	A4	N/A		
BX9V	18	GY	TXL	3544880C1	3612512C1	1800F	A4	N/A		
BZ9V	18	GY	TXL	3544880C1	3612512C1	1800F	A4	N/A		
CA9V	18	GY	GXL	3544880C1	3612512C1	1800F	A4	N/A		
CB9V	18	GY	GXL	3544880C1	3612512C1	1800F	A4	N/A		
CC9V	18	GY	TXL	3544880C1	3612512C1	1800F	A4	N/A		
CD9V	18	GY	TXL	3544880C1	3612512C1	1800F	A4	N/A		
CE9V	18	GY	TXL	3544880C1	3612512C1	1800F	A4	N/A		
CF9V	18	GY	TXL	3544880C1	3612512C1	1800F	A4	N/A		
BB87A	18	GY	TXL	3544880C1	3612512C1	1800F	A5	N/A		
BG70A	18	OR	TXL	3544880C1	3612512C1	1800F	A6	N/A		
BL70A	18	OR	TXL	3544880C1	3612512C1	1800F	A6	N/A		
CA70A	18	OR	TXL	3544880C1	3612512C1	1800F	A6	N/A		
CB70A	18	OR	TXL	3544880C1	3612512C1	1800F	A6	N/A		
BB52A	18	YL	TXL	3544886C1	3612512C1	1800F	A7	N/A		
BB102A	18	YL	TXL	3544886C1	3612512C1	1800F	A8	N/A		
BB82B	18	GY	TXL	3544886C1	3612512C1	1800F	B1	N/A		
BE85A	20	GY	TXL	3544885C1	3612512C1	1800F	B10	N/A		
BF85B	20	GY	TXL	3544885C1	3612512C1	1800F	B10	N/A		
BG85B	20	GY	TXL	3544885C1	3612512C1	1800F	B10	N/A		
BL85A	20	GY	TXL	3544885C1	3612512C1	1800F	B10	N/A		
CA85A	20	GY	TXL	3544885C1	3612512C1	1800F	B10	N/A		
CB85B	20	GY	TXL	3544885C1	3612512C1	1800F	B10	N/A		
BL100	20	GY	TXL	3544885C1	3612512C1	1800F	B11	N/A		
BX100	20	GY	TXL	3544885C1	3612512C1	1800F	B11	N/A		
BZ100	20	GY	TXL	3544885C1	3612512C1	1800F	B11	N/A		
CA100	20	GY	TXL	3544885C1	3612512C1	1800F	B11	N/A		
CC100	20	GY	TXL	3544885C1	3612512C1	1800F	B11	N/A		
CD100	20	GY	TXL	3544885C1	3612512C1	1800F	B11	N/A		
BF97	20	GY	TXL	3544885C1	3612512C1	1800F	B12	N/A		
BG97	20	GY	TXL	3544885C1	3612512C1	1800F	B12	N/A		
BL97	20	GY	TXL	3544885C1	3612512C1	1800F	B12	N/A		
BX97	20	GY	TXL	3544885C1	3612512C1	1800F	B12	N/A		
BZ97	20	GY	TXL	3544885C1	3612512C1	1800F	B12	N/A		
CA97	20	GY	TXL	3544885C1	3612512C1	1800F	B12	N/A		
CB97	20	GY	TXL	3544885C1	3612512C1	1800F	B12	N/A		
CC97	20	GY	TXL	3544885C1	3612512C1	1800F	B12	N/A		
CD97	20	GY	TXL	3544885C1	3612512C1	1800F	B12	N/A		
BG40A	18	GY	TXL	3544886C1	3612512C1	1800F	B2	N/A		
BL40A	18	GY	TXL	3544886C1	3612512C1	1800F	B2	N/A		
CA40A	18	GY	TXL	3544886C1	3612512C1	1800F	B2	N/A		
CB40A	18	GY	TXL	3544886C1	3612512C1	1800F	B2	N/A		
BG6H	18	GY	GXL	3544886C1	3612512C1	1800F	B3	N/A		
BL6H	18	GY	GXL	3544886C1	3612512C1	1800F	B3	N/A		
BW6HB	18	GY	TXL	3544886C1	3612512C1	1800F	B3	N/A		
BZ6HB	18	GY	TXL	3544886C1	3612512C1	1800F	B3	N/A		
CA6H	18	GY	GXL	3544886C1	3612512C1	1800F	B3	N/A		
CB6H	18	GY	GXL	3544886C1	3612512C1	1800F	B3	N/A		
CC6HB	18	GY	TXL	3544886C1	3612512C1	1800F	B3	N/A		
CE6HB	18	GY	TXL	3544886C1	3612512C1	1800F	B3	N/A		
BB97Y	18	VT	GXL	3544886C1	3612512C1	1800F	B4	N/A		
BB99U	18	VT/WH	GXL	3544886C1	3612512C1	1800F	B5	N/A		

Circuit Number	Gauge	Color	Insulation	Terminal / Splice Number	Connector Part number	Connector Number	Cavity	Seal/Sleeve	Lock 1	Lock 2
BB99W	18	VT	GXL	3544886C1	3612512C1	1800F	B6	N/A		
BG44BB	18	GY	TXL	3544886C1	3612512C1	1800F	B7	N/A		
BL44BB	18	GY	TXL	3544886C1	3612512C1	1800F	B7	N/A		
BV44BB	18	WH	GXL	3544886C1	3612512C1	1800F	B7	N/A		
BW44BB	18	GY	TXL	3544886C1	3612512C1	1800F	B7	N/A		
BX44BB	18	WH	GXL	3544886C1	3612512C1	1800F	B7	N/A		
BZ44BB	18	GY	TXL	3544886C1	3612512C1	1800F	B7	N/A		
CA44BB	18	GY	TXL	3544886C1	3612512C1	1800F	B7	N/A		
CB44BB	18	GY	TXL	3544886C1	3612512C1	1800F	B7	N/A		
CC44BB	18	GY	TXL	3544886C1	3612512C1	1800F	B7	N/A		
CD44BB	18	WH	GXL	3544886C1	3612512C1	1800F	B7	N/A		
CE44BB	18	GY	TXL	3544886C1	3612512C1	1800F	B7	N/A		
CF44BB	18	WH	GXL	3544886C1	3612512C1	1800F	B7	N/A		
BG70	18	OR	TXL	3544886C1	3612512C1	1800F	B9	N/A		
BL70	18	OR	TXL	3544886C1	3612512C1	1800F	B9	N/A		
BV70	18	OR	TXL	3544886C1	3612512C1	1800F	B9	N/A		
BW70	18	OR	TXL	3544886C1	3612512C1	1800F	B9	N/A		
BX70	18	OR	TXL	3544886C1	3612512C1	1800F	B9	N/A		
BZ70	18	OR	TXL	3544886C1	3612512C1	1800F	B9	N/A		
CA70	18	OR	TXL	3544886C1	3612512C1	1800F	B9	N/A		
CB70	18	OR	TXL	3544886C1	3612512C1	1800F	B9	N/A		
CC70	18	OR	TXL	3544886C1	3612512C1	1800F	B9	N/A		
CD70	18	OR	TXL	3544886C1	3612512C1	1800F	B9	N/A		
CE70	18	OR	TXL	3544886C1	3612512C1	1800F	B9	N/A		
CF70	18	OR	TXL	3544886C1	3612512C1	1800F	B9	N/A		
BB82A	18	GY	TXL	3544886C1	3612512C1	1800F	C1	N/A		
BN94SZ	18	GY	GXL	3544886C1	3612512C1	1800F	C10	N/A		
CA97A	18	VT	GXL	3544886C1	3612512C1	1800F	C11	N/A		
CB97A	18	VT	GXL	3544886C1	3612512C1	1800F	C11	N/A		
CC97A	18	VT	GXL	3544886C1	3612512C1	1800F	C11	N/A		
CD97A	18	VT	GXL	3544886C1	3612512C1	1800F	C11	N/A		
CE97A	18	VT	GXL	3544886C1	3612512C1	1800F	C11	N/A		
CF97A	18	VT	GXL	3544886C1	3612512C1	1800F	C11	N/A		
BG40	18	GY	TXL	3544886C1	3612512C1	1800F	C12	N/A		
BL40	18	GY	TXL	3544886C1	3612512C1	1800F	C12	N/A		
BW40	18	GY	TXL	3544886C1	3612512C1	1800F	C12	N/A		
BZ40	18	GY	TXL	3544886C1	3612512C1	1800F	C12	N/A		
CA40	18	GY	TXL	3544886C1	3612512C1	1800F	C12	N/A		
CB40	18	GY	TXL	3544886C1	3612512C1	1800F	C12	N/A		
CC40	18	GY	TXL	3544886C1	3612512C1	1800F	C12	N/A		
CE40	18	GY	TXL	3544886C1	3612512C1	1800F	C12	N/A		
BG40F	18	GY	TXL	3544886C1	3612512C1	1800F	C2	N/A		
BL40F	18	GY	TXL	3544886C1	3612512C1	1800F	C2	N/A		
CA40F	18	GY	TXL	3544886C1	3612512C1	1800F	C2	N/A		
CB40F	18	GY	TXL	3544886C1	3612512C1	1800F	C2	N/A		
BN94SV	18	GY	GXL	3544886C1	3612512C1	1800F	C3	N/A		
BB99V	18	VT/WH	GXL	3544886C1	3612512C1	1800F	C4	N/A		
BB97P	18	VT/BK	GXL	3544886C1	3612512C1	1800F	C5	N/A		
BB99E	18	VT/BK	GXL	3544886C1	3612512C1	1800F	C6	N/A		
BB82	18	GY	TXL	3544886C1	3612512C1	1800F	C9	N/A		
BE62DD	20	DKBL	TXL	3544879C1	3612512C1	1800F	D3	N/A		
BF62DD	20	DKBL	TXL	3544879C1	3612512C1	1800F	D3	N/A		
BG62DD	20	DKBL	TXL	3544879C1	3612512C1	1800F	D3	N/A		
BL62DD	20	DKBL	TXL	3544879C1	3612512C1	1800F	D3	N/A		

Circuit Number	Gauge	Color	Insulation	Terminal / Splice Number	Connector Part number	Connector Number	Cavity	Seal/Sleeve	Lock 1	Lock 2
CA62DD	20	DKBL	TXL	3544879C1	3612512C1	1800F	D3	N/A		
CB62DD	20	DKBL	TXL	3544879C1	3612512C1	1800F	D3	N/A		
BN94SE	18	GY	GXL	3544880C1	3612512C1	1800F	D5	N/A		
BN94SF	18	GY	GXL	3544880C1	3612512C1	1800F	D6	N/A		
CA17J	18	PK	TXL	3544886C1	3612512C1	1800F	D7	N/A		
CB17J	18	PK	TXL	3544886C1	3612512C1	1800F	D7	N/A		
CC17J	18	PK	TXL	3544886C1	3612512C1	1800F	D7	N/A		
CD17J	18	PK	TXL	3544886C1	3612512C1	1800F	D7	N/A		
CE17J	18	PK	TXL	3544886C1	3612512C1	1800F	D7	N/A		
CF17J	18	PK	TXL	3544886C1	3612512C1	1800F	D7	N/A		
CA17H	18	PK	TXL	3544886C1	3612512C1	1800F	D8	N/A		
CB17H	18	PK	TXL	3544886C1	3612512C1	1800F	D8	N/A		
CC17H	18	PK	TXL	3544886C1	3612512C1	1800F	D8	N/A		
CD17H	18	PK	TXL	3544886C1	3612512C1	1800F	D8	N/A		
CE17H	18	PK	TXL	3544886C1	3612512C1	1800F	D8	N/A		
CF17H	18	PK	TXL	3544886C1	3612512C1	1800F	D8	N/A		
BV70	18	OR	TXL	2036586C1	2036584C1	1814A	A	N/A		
BW70	18	OR	TXL	2036586C1	2036584C1	1814A	A	N/A		
BX70	18	OR	TXL	2036586C1	2036584C1	1814A	A	N/A		
BZ70	18	OR	TXL	2036586C1	2036584C1	1814A	A	N/A		
CC70	18	OR	TXL	2036586C1	2036584C1	1814A	A	N/A		
CD70	18	OR	TXL	2036586C1	2036584C1	1814A	A	N/A		
CE70	18	OR	TXL	2036586C1	2036584C1	1814A	A	N/A		
CF70	18	OR	TXL	2036586C1	2036584C1	1814A	A	N/A		
BV9VF	18	GY	GXL	2036586C1	2036584C1	1814A	B	N/A		
BW9VF	18	GY	GXL	2036586C1	2036584C1	1814A	B	N/A		
BX9VF	18	GY	GXL	2036586C1	2036584C1	1814A	B	N/A		
BZ9VF	18	GY	GXL	2036586C1	2036584C1	1814A	B	N/A		
CC9VF	18	GY	GXL	2036586C1	2036584C1	1814A	B	N/A		
CD9VF	18	GY	GXL	2036586C1	2036584C1	1814A	B	N/A		
CE9VF	18	GY	GXL	2036586C1	2036584C1	1814A	B	N/A		
CF9VF	18	GY	GXL	2036586C1	2036584C1	1814A	B	N/A		
BV44BB	18	WH	GXL	1661261C1	1661259C1	1815A	A	N/A		
BX44BB	18	WH	GXL	1661261C1	1661259C1	1815A	A	N/A		
CD44BB	18	WH	GXL	1661261C1	1661259C1	1815A	A	N/A		
CF44BB	18	WH	GXL	1661261C1	1661259C1	1815A	A	N/A		
BVBLK1	18	BK	GXL	1661261C1	1661259C1	1815A	B	N/A		
BXBLK1	18	BK	GXL	1661261C1	1661259C1	1815A	B	N/A		
CDBLK1	18	BK	GXL	1661261C1	1661259C1	1815A	B	N/A		
CFBLK1	18	BK	GXL	1661261C1	1661259C1	1815A	B	N/A		
BN94SA	20	GY	TXL	3534481C1	1667529C1	1820F	A	N/A		
BN94SB	20	GY	TXL	3534481C1	1667529C1	1820F	B	N/A		
BN94SC	20	GY	TXL	3534481C1	1667529C1	1820F	C	N/A		
BN94SD	20	GY	TXL	3534481C1	1667529C1	1820F	D	N/A		
XF94SA	20	GY	TXL	3544254C1	1667305C1	1820M	A	N/A		
XL94SAB	18	GY	TXL	1661261C1	1667305C1	1820M	A	N/A		
XF94SB	20	GY	TXL	3544254C1	1667305C1	1820M	B	N/A		
XL94SBB	18	GY	TXL	1661261C1	1667305C1	1820M	B	N/A		
XF94SC	20	GY	TXL	3544254C1	1667305C1	1820M	C	N/A		
XL94SCB	18	GY	TXL	1661261C1	1667305C1	1820M	C	N/A		
XF94SD	20	GY	TXL	3544254C1	1667305C1	1820M	D	N/A		
XL94SDB	18	GY	TXL	1661261C1	1667305C1	1820M	D	N/A		
BD92#134	18	TN	TXL	3544884C1	4064551C1	1825F	B	N/A		
BD92	18	TN	TXL	3544884C1	4064551C1	1825F	C	N/A		

Circuit Number	Gauge	Color	Insulation	Terminal / Splice Number	Connector Part number	Connector Number	Cavity	Seal/Sleeve	Lock 1	Lock 2
BD92A	18	GY	TXL	3544884C1	4064551C1	1825F	D	N/A		
BD5FA(+)	18	YL	TXL	3544884C1	4064551C1	1825F	E	N/A		
BD5FA(-)	18	GN	TXL	3544884C1	4064551C1	1825F	F	N/A		
BD62DC	18	DKBL	TXL	3544884C1	4064551C1	1825F	G	N/A		
BD92-GAH	18	WH	TXL	3544884C1	4064551C1	1825F	H	N/A		
HU103C	10	LTGN	GXL	2022374C1	593385C1	1873B	R1-30	N/A		
HU103BA	16	LTGN	GXL	2018946C1	593385C1	1873B	R1-85	N/A		
HU103AA	18	LTGN	TXL	1659673C1	593385C1	1873B	R1-86	N/A		
HU103D	12	LTGN	TXL	2022374C1	593385C1	1873B	R1-87	N/A		
PC92A20	16	TN	GXL	2018946C1	593385C1	1873C	R1-30	N/A		
PC92-GN1	18	WH	GXL	1659673C1	593385C1	1873C	R1-85	N/A		
PC92DN1	18	TN	GXL	1659673C1	593385C1	1873C	R1-86	N/A		
PC92A3	18	TN	GXL	1659673C1	593385C1	1873C	R1-87	N/A		
YG52A	14	YL	TXL	2018946C1	593385C1	1873D	R1-30	N/A		
YG96-GD	18	YL	TXL	1659673C1	593385C1	1873D	R1-85	N/A		
YG96E	18	YL	TXL	1659673C1	593385C1	1873D	R1-86	N/A		
YG52AA	14	YL	TXL	2018946C1	593385C1	1873D	R1-87	N/A		
YG52AC	14	YL	TXL	2018946C1	593385C1	1873D	R1-87	N/A		
YG52B	14	YL	TXL	2018946C1	593385C1	1873E	R1-30	N/A		
YG96-GC	18	YL	TXL	1659673C1	593385C1	1873E	R1-85	N/A		
YG96D	18	YL	TXL	1659673C1	593385C1	1873E	R1-86	N/A		
YG52BA	14	YL	TXL	2018946C1	593385C1	1873E	R1-87	N/A		
YG52BC	14	YL	TXL	2018946C1	593385C1	1873E	R1-87	N/A		
YG53A	14	YL	TXL	2018946C1	593385C1	1873F	R1-30	N/A		
YG96-GB	18	YL	TXL	1659673C1	593385C1	1873F	R1-85	N/A		
YG96C	18	YL	TXL	1659673C1	593385C1	1873F	R1-86	N/A		
YG53AA	14	YL	TXL	2018946C1	593385C1	1873F	R1-87	N/A		
YG53AC	14	YL	TXL	2018946C1	593385C1	1873F	R1-87	N/A		
YG53B	14	YL	TXL	2018946C1	593385C1	1873G	R1-30	N/A		
YG96-GA	18	YL	TXL	1659673C1	593385C1	1873G	R1-85	N/A		
YG96B	18	YL	TXL	1659673C1	593385C1	1873G	R1-86	N/A		
YG53BA	14	YL	TXL	2018946C1	593385C1	1873G	R1-87	N/A		
YG53BC	14	YL	TXL	2018946C1	593385C1	1873G	R1-87	N/A		
XT40A	14	GY	TXL	2018946C1	593385C1	1873H	R1-30	N/A		
XT90HC	18	GY	TXL	1659673C1	593385C1	1873H	R1-85	N/A		
XT90G	18	GY	TXL	1659673C1	593385C1	1873H	R1-86	N/A		
XT40B	14	GY	TXL	2018946C1	593385C1	1873H	R1-87	N/A		
VB95A	18	TN	GXL	3572625C1	3850892C1	1874A	1	N/A		
VB95-G	18	WH	GXL	3572625C1	3850892C1	1874A	2	N/A		
JE14UA	14	LTGN	TXL	3534165C1	4094648C1	1901A	A	N/A		
JE11-GUD	20	WH	TXL	3535484C1	4094648C1	1901A	C	N/A		
JD86C2	14	LTGN	TXL	3534165C1	4094648C1	1903B	A	N/A		
JD11-GCE	14	WH	TXL	3534165C1	4094648C1	1903B	C	N/A		
JE11-GUB	20	WH	TXL	4081932C1	3768147C1	1905A	1	N/A		
JE13U	20	PK	TXL	4081932C1	3768147C1	1905A	2	N/A		
ML14EA	16	RD	TXL	1661261C1	1667305C1	1910A	A	N/A		
MP14EA	16	RD	TXL	1661261C1	1667305C1	1910A	A	N/A		
ML11-GBE	16	WH	TXL	1661261C1	1667305C1	1910A	B	N/A		
MP11-GBE	16	WH	TXL	1661261C1	1667305C1	1910A	B	N/A		
ML3BE(+)	18	DKBL	TXL	1661261C1	1667305C1	1910A	C	N/A		
MP5CG(+)	18	YL	TXL	1661261C1	1667305C1	1910A	C	N/A		
ML3BE(-)	18	GY	TXL	1661261C1	1667305C1	1910A	D	N/A		
MP5CG(-)	18	GN	TXL	1661261C1	1667305C1	1910A	D	N/A		
ML11-G	8	WH	GXL	373759C2		1910G	1	2644054R1		

Circuit Number	Gauge	Color	Insulation	Terminal / Splice Number	Connector Part number	Connector Number	Cavity	Seal/Sleeve	Lock 1	Lock 2
MP11-G	8	WH	GXL	373759C2		1910G	1	2644054R1		
MQ86H	18	LTGN	TXL	1661212C1	2005836C1	1916A	A	N/A		
MQ86J	18	LTGN	TXL	1661212C1	2005836C1	1916A	B	N/A		
MQ86HA	18	LTGN	TXL	1661212C1	2005836C1	1916A	C	N/A		
MQ86JA	18	LTGN	TXL	1661212C1	2005836C1	1916A	D	N/A		
MQ86-GD1	18	WH	TXL	1661212C1	2005836C1	1916A	E	N/A		
MQ86HB	18	LTGN	TXL	1661212C1	2005836C1	1916A	F	N/A		
MQ86JB	18	LTGN	TXL	1661212C1	2005836C1	1916A	G	N/A		
MQ14ED	16	RD	TXL	1661212C1	1661199C1	1918A	A	N/A		
MQ13EE	16	PK	TXL	1661212C1	1661199C1	1918A	B	N/A		
MQ11-GBE	16	WH	TXL	1661212C1	1661199C1	1918A	C	N/A		
MQ86RCD	18	LTGN	TXL	1661212C1	2005836C1	1919A	A	N/A		
MQ11-GMW	20	WH	TXL	3539945C1	2005836C1	1919A	B	N/A		
MQ3BE(+)	18	DKBL	TXL	1661212C1	2005836C1	1919A	C	N/A		
MQ3BE(-)	18	GY	TXL	1661212C1	2005836C1	1919A	D	N/A		
MQ86-GD3	18	WH	TXL	1661212C1	2005836C1	1919A	E	N/A		
MQ86HA	18	LTGN	TXL	1661212C1	2005836C1	1919A	F	N/A		
MQ86JA	18	LTGN	TXL	1661212C1	2005836C1	1919A	G	N/A		
8A5BJ(+)	18	YL	TXL	3683464C1	3683465C1	1935N	A	N/A		
9A5BG(+)	18	YL	TXL	3683464C1	3683465C1	1935N	A	N/A		
9F5BG(+)	18	YL	TXL	3683464C1	3683465C1	1935N	A	N/A		
9J5BG(+)	18	YL	TXL	3683464C1	3683465C1	1935N	A	N/A		
9P5BJ(+)	18	YL	TXL	3683464C1	3683465C1	1935N	A	N/A		
9X5BG(+)	18	YL	TXL	3683464C1	3683465C1	1935N	A	N/A		
8A5BJ(-)	18	GN	TXL	3683464C1	3683465C1	1935N	B	N/A		
9A5BG(-)	18	GN	TXL	3683464C1	3683465C1	1935N	B	N/A		
9F5BG(-)	18	GN	TXL	3683464C1	3683465C1	1935N	B	N/A		
9J5BG(-)	18	GN	TXL	3683464C1	3683465C1	1935N	B	N/A		
9P5BJ(-)	18	GN	TXL	3683464C1	3683465C1	1935N	B	N/A		
9X5BG(-)	18	GN	TXL	3683464C1	3683465C1	1935N	B	N/A		
MR5BF(+)	18	YL	TXL	1661875C1	1667741C1	1937N	A	N/A		
MR5BF(-)	18	GN	TXL	1661875C1	1667741C1	1937N	C	N/A		
MM11-GBE	14	WH	TXL	3534167C1	3554818C1	1938M	A	N/A		
MM14EA	14	RD	GXL	3534167C1	3554818C1	1938M	B	N/A		
8A5BA(+)	18	YL	TXL	3683464C1	3683465C1	1939_2	A	N/A		
9A5BA(+)	18	YL	TXL	3683464C1	3683465C1	1939_2	A	N/A		
9F5BA(+)	18	YL	TXL	3683464C1	3683465C1	1939_2	A	N/A		
9P5BA(+)	18	YL	TXL	3683464C1	3683465C1	1939_2	A	N/A		
GC5BA(+)	18	YL	TXL	3683464C1	3683465C1	1939_2	A	N/A		
8A5BA(-)	18	GN	TXL	3683464C1	3683465C1	1939_2	B	N/A		
9A5BA(-)	18	GN	TXL	3683464C1	3683465C1	1939_2	B	N/A		
9F5BA(-)	18	GN	TXL	3683464C1	3683465C1	1939_2	B	N/A		
9P5BA(-)	18	GN	TXL	3683464C1	3683465C1	1939_2	B	N/A		
GC5BA(-)	18	GN	TXL	3683464C1	3683465C1	1939_2	B	N/A		
9K5A(+)	18	YL	TXL	3683464C1	3683465C1	1939_5	A	N/A		
9M5A(+)	18	YL	TXL	3683464C1	3683465C1	1939_5	A	N/A		
9N5A(+)	18	YL	TXL	3683464C1	3683465C1	1939_5	A	N/A		
9Q5A(+)	18	YL	TXL	3683464C1	3683465C1	1939_5	A	N/A		
9R5A(+)	18	YL	TXL	3683464C1	3683465C1	1939_5	A	N/A		
9U5A(+)	18	YL	TXL	3683464C1	3683465C1	1939_5	A	N/A		
GB5A(+)	18	YL	TXL	3683464C1	3683465C1	1939_5	A	N/A		
GH5A(+)	18	YL	TXL	3683464C1	3683465C1	1939_5	A	N/A		
GJ5A(+)	18	YL	TXL	3683464C1	3683465C1	1939_5	A	N/A		
GK5A(+)	18	YL	TXL	3683464C1	3683465C1	1939_5	A	N/A		

Circuit Number	Gauge	Color	Insulation	Terminal / Splice Number	Connector Part number	Connector Number	Cavity	Seal/Sleeve	Lock 1	Lock 2
GL5A(+)	18	YL	TXL	3683464C1	3683465C1	1939_5	A	N/A		
GM5A(+)	18	YL	TXL	3683464C1	3683465C1	1939_5	A	N/A		
GN5A(+)	18	YL	TXL	3683464C1	3683465C1	1939_5	A	N/A		
GP5A(+)	18	YL	TXL	3683464C1	3683465C1	1939_5	A	N/A		
GU5A(+)	18	YL	TXL	3683464C1	3683465C1	1939_5	A	N/A		
9K5A(-)	18	GN	TXL	3683464C1	3683465C1	1939_5	B	N/A		
9M5A(-)	18	GN	TXL	3683464C1	3683465C1	1939_5	B	N/A		
9N5A(-)	18	GN	TXL	3683464C1	3683465C1	1939_5	B	N/A		
9Q5A(-)	18	GN	TXL	3683464C1	3683465C1	1939_5	B	N/A		
9R5A(-)	18	GN	TXL	3683464C1	3683465C1	1939_5	B	N/A		
9U5A(-)	18	GN	TXL	3683464C1	3683465C1	1939_5	B	N/A		
GB5A(-)	18	GN	TXL	3683464C1	3683465C1	1939_5	B	N/A		
GH5A(-)	18	GN	TXL	3683464C1	3683465C1	1939_5	B	N/A		
GJ5A(-)	18	GN	TXL	3683464C1	3683465C1	1939_5	B	N/A		
GK5A(-)	18	GN	TXL	3683464C1	3683465C1	1939_5	B	N/A		
GL5A(-)	18	GN	TXL	3683464C1	3683465C1	1939_5	B	N/A		
GM5A(-)	18	GN	TXL	3683464C1	3683465C1	1939_5	B	N/A		
GN5A(-)	18	GN	TXL	3683464C1	3683465C1	1939_5	B	N/A		
GP5A(-)	18	GN	TXL	3683464C1	3683465C1	1939_5	B	N/A		
GU5A(-)	18	GN	TXL	3683464C1	3683465C1	1939_5	B	N/A		
9E5BB(+)	18	YL	TXL	3683464C1	3683465C1	1939-1	A	N/A		
9E5BH(+)	18	YL	TXL	3683464C1	3683465C1	1939-1	A	N/A		
9G5BB(+)	18	YL	TXL	3683464C1	3683465C1	1939-1	A	N/A		
9G5BJ(+)	18	YL	TXL	3683464C1	3683465C1	1939-1	A	N/A		
9H5BB(+)	18	YL	TXL	3683464C1	3683465C1	1939-1	A	N/A		
9H5BH(+)	18	YL	TXL	3683464C1	3683465C1	1939-1	A	N/A		
9L5BB(+)	18	YL	TXL	3683464C1	3683465C1	1939-1	A	N/A		
9L5BJ(+)	18	YL	TXL	3683464C1	3683465C1	1939-1	A	N/A		
9V5BJ(+)	18	YL	TXL	3683464C1	3683465C1	1939-1	A	N/A		
9Z5BJ(+)	18	YL	TXL	3683464C1	3683465C1	1939-1	A	N/A		
9E5BB(-)	18	GN	TXL	3683464C1	3683465C1	1939-1	B	N/A		
9E5BH(-)	18	GN	TXL	3683464C1	3683465C1	1939-1	B	N/A		
9G5BB(-)	18	GN	TXL	3683464C1	3683465C1	1939-1	B	N/A		
9G5BJ(-)	18	GN	TXL	3683464C1	3683465C1	1939-1	B	N/A		
9H5BB(-)	18	GN	TXL	3683464C1	3683465C1	1939-1	B	N/A		
9H5BH(-)	18	GN	TXL	3683464C1	3683465C1	1939-1	B	N/A		
9L5BB(-)	18	GN	TXL	3683464C1	3683465C1	1939-1	B	N/A		
9L5BJ(-)	18	GN	TXL	3683464C1	3683465C1	1939-1	B	N/A		
9V5BJ(-)	18	GN	TXL	3683464C1	3683465C1	1939-1	B	N/A		
9Z5BJ(-)	18	GN	TXL	3683464C1	3683465C1	1939-1	B	N/A		
9S5AB(+)	18	YL	TXL	3683464C1	3683465C1	1939-2	A	N/A		
9S5AJ(+)	18	YL	TXL	3683464C1	3683465C1	1939-2	A	N/A		
9T5AB(+)	18	YL	TXL	3683464C1	3683465C1	1939-2	A	N/A		
9T5AL(+)	18	YL	TXL	3683464C1	3683465C1	1939-2	A	N/A		
9W5AB(+)	18	YL	TXL	3683464C1	3683465C1	1939-2	A	N/A		
9W5AJ(+)	18	YL	TXL	3683464C1	3683465C1	1939-2	A	N/A		
9Y5AB(+)	18	YL	TXL	3683464C1	3683465C1	1939-2	A	N/A		
9Y5AL(+)	18	YL	TXL	3683464C1	3683465C1	1939-2	A	N/A		
9S5AB(-)	18	GN	TXL	3683464C1	3683465C1	1939-2	B	N/A		
9S5AJ(-)	18	GN	TXL	3683464C1	3683465C1	1939-2	B	N/A		
9T5AB(-)	18	GN	TXL	3683464C1	3683465C1	1939-2	B	N/A		
9T5AL(-)	18	GN	TXL	3683464C1	3683465C1	1939-2	B	N/A		
9W5AB(-)	18	GN	TXL	3683464C1	3683465C1	1939-2	B	N/A		
9W5AJ(-)	18	GN	TXL	3683464C1	3683465C1	1939-2	B	N/A		

Circuit Number	Gauge	Color	Insulation	Terminal / Splice Number	Connector Part number	Connector Number	Cavity	Seal/Sleeve	Lock 1	Lock 2
9Y5AB(-)	18	GN	TXL	3683464C1	3683465C1	1939-2	B	N/A		
9Y5AL(-)	18	GN	TXL	3683464C1	3683465C1	1939-2	B	N/A		
MM3BD(+)	18	DKBL	TXL	3727971C1	3553404C1	1939M	4	N/A		
MM3BD(-)	18	GY	TXL	3727971C1	3553404C1	1939M	5	N/A		
MN5BF(-)	18	GN	TXL	3727971C1	3553404C1	1939M	11	N/A		
MN5BF(+)	18	YL	TXL	3727971C1	3553404C1	1939M	12	N/A		
YB67V	18	GY	GXL	3754236C1	3673259C1	1942F	1	N/A		
YB67W	18	GY	GXL	3754236C1	3673259C1	1942F	2	N/A		
YB67U	18	GY	GXL	3754236C1	3673259C1	1942F	3	N/A		
XV57C	18	OR	TXL	3754236C1	3673259C1	1942F	4	N/A		
YK57C	18	OR	TXL	3754236C1	3673259C1	1942F	4	N/A		
YQ57C	18	OR	TXL	3754236C1	3673259C1	1942F	4	N/A		
YY57C	18	OR	TXL	3754236C1	3673259C1	1942F	4	N/A		
JS1B	16	RD	TXL	3895713C1	3565207C1	1F	A	N/A		
JS1A	16	RD	TXL	3895713C1	3565207C1	1F	B	N/A		
RH62D	20	DKBL	TXL	3662109C1	3662108C1	254F	A1	N/A		
RH78VB	20	RD	TXL	3662109C1	3662108C1	254F	A2	N/A		
RH78K	20	LTGN	TXL	3662109C1	3662108C1	254F	A3	N/A		
RH78-GD	20	WH	TXL	3662109C1	3662108C1	254F	A4	N/A		
RH78JA	20	LTGN	TXL	3662109C1	3662108C1	254F	B1	N/A		
RH78DB	20	LTGN	TXL	3662109C1	3662108C1	254F	B2	N/A		
RH78C	20	LTGN	TXL	3662109C1	3662108C1	254F	B3	N/A		
RH78EF	20	LTGN	TXL	3662109C1	3662108C1	254F	B4	N/A		
RH62D	20	DKBL	TXL	3535805C1	3510243C1	254M	A1	N/A		
RH78VB	20	RD	TXL	3535805C1	3510243C1	254M	A2	N/A		
RH78K	20	LTGN	TXL	3535805C1	3510243C1	254M	A3	N/A		
RH78-GD	20	WH	TXL	3535805C1	3510243C1	254M	A4	N/A		
RH78JA	20	LTGN	TXL	3535805C1	3510243C1	254M	B1	N/A		
RH78DB	20	LTGN	TXL	3535805C1	3510243C1	254M	B2	N/A		
RH78C	20	LTGN	TXL	3535805C1	3510243C1	254M	B3	N/A		
RH78EF	20	LTGN	TXL	3535805C1	3510243C1	254M	B4	N/A		
XY58DA	18	BN	TXL	1661212C1	1661201C1	3000F	A	N/A		
XZ56D	18	OR	TXL	1661212C1	1661201C1	3000F	A	N/A		
YN56D	18	OR	TXL	1661212C1	1661201C1	3000F	A	N/A		
YY56D	18	OR	TXL	1661212C1	1661201C1	3000F	A	N/A		
RF78RJ	16	LTGN	TXL	1661212C1	1661201C1	3000F	B	N/A		
RG62DD	18	DKBL	TXL	1661212C1	1661201C1	3000F	C	N/A		
RG78J	18	LTGN	TXL	1661212C1	1661201C1	3000F	D	N/A		
RG78M	18	LTGN	TXL	1661212C1	1661201C1	3000F	E	N/A		
RG78L	18	LTGN	TXL	1661212C1	1661201C1	3000F	F	N/A		
WA2	2	RD	SGX	2012973C1		300A	1	2644004R1		
WB2	2	RD	SGX	2012973C1		300A	1	2644004R1		
VD2-FLA	6	TN	FUS	338892C2		301A	1	2644054R1		
VK2-FLA	6	TN	FUS	338892C2		301A	1	2644054R1		
VM2-FLA	6	TN	FUS	338892C2		301A	1	2644054R1		
XY58DB	18	BN	TXL	1661212C1	1661201C1	3100F	A	N/A		
XZ57D	18	OR	TXL	1661212C1	1661201C1	3100F	A	N/A		
YH57D	18	OR	TXL	1661212C1	1661201C1	3100F	A	N/A		
YK57D	18	OR	TXL	1661212C1	1661201C1	3100F	A	N/A		
YY57D	18	OR	TXL	1661212C1	1661201C1	3100F	A	N/A		
RF78B	16	LTGN	TXL	1661212C1	1661201C1	3100F	B	N/A		
RG78J	18	LTGN	TXL	1661212C1	1661201C1	3100F	D	N/A		
RG78M	18	LTGN	TXL	1661212C1	1661201C1	3100F	E	N/A		
RG78L	18	LTGN	TXL	1661212C1	1661201C1	3100F	F	N/A		

Circuit Number	Gauge	Color	Insulation	Terminal / Splice Number	Connector Part number	Connector Number	Cavity	Seal/Sleeve	Lock 1	Lock 2
WA2-FLA	10	RS	FUS	338892C2		311A	1	2644054R1		
WA2-FLB	10	RS	FUS	338892C2		311A	1	2644054R1		
BE2-FLA	10	RS	FUS	338892C2		311B	1	2644054R1		
BE2-FLB	10	RS	FUS	338892C2		311B	1	2644054R1	1661873C1	
VL2-FLA	10	RS	FUS	338892C2		311B	1	2644054R1		
VL2-FLB	10	RS	FUS	338892C2		311B	1	2644054R1		
WB2-FLA	10	RS	FUS	338892C2		311C	1	2644054R1		
WB2-FLB	10	RS	FUS	338892C2		311C	1	2644054R1		
9G5BD(-)	18	GN	TXL	1661208C1	1661200C1	3200M	A	N/A		
9L5BD(-)	18	GN	TXL	1661208C1	1661200C1	3200M	A	N/A		
9V5BD(-)	18	GN	TXL	1661208C1	1661200C1	3200M	A	N/A		
9Z5BD(-)	18	GN	TXL	1661208C1	1661200C1	3200M	A	N/A		
9G5BD(+)	18	YL	TXL	1661208C1	1661200C1	3200M	B	N/A		
9L5BD(+)	18	YL	TXL	1661208C1	1661200C1	3200M	B	N/A		
9V5BD(+)	18	YL	TXL	1661208C1	1661200C1	3200M	B	N/A		
9Z5BD(+)	18	YL	TXL	1661208C1	1661200C1	3200M	B	N/A		
RC81B	12	RD	TXL	3566715C1	1661200C1	3200M	C	N/A		
RD81B	12	RD	TXL	3566715C1	1661200C1	3200M	C	N/A		
RG78V	12	LTGN	TXL	3566715C1	1661200C1	3200M	C	N/A		
RC81-GA	12	WH	TXL	3566715C1	1661200C1	3200M	D	N/A		
RD81-GA	12	WH	TXL	3566715C1	1661200C1	3200M	D	N/A		
RF78-GA	16	WH	TXL	1661209C1	1661200C1	3200M	D	N/A		
MB41DJ	18	TN	TXL	1661208C1	1661200C1	3200M	E	N/A		
MC41D	18	TN	TXL	1661208C1	1661200C1	3200M	E	N/A		
MB41EJ	18	TN	TXL	1661208C1	1661200C1	3200M	F	N/A		
MC41E	18	TN	TXL	1661208C1	1661200C1	3200M	F	N/A		
9G5BK(-)	18	GN	TXL	1661208C1	1661200C1	3204M	A	N/A		
9L5CK(-)	18	GN	TXL	1661208C1	1661200C1	3204M	A	N/A		
9V5CK(-)	18	GN	TXL	1661208C1	1661200C1	3204M	A	N/A		
9Z5BK(-)	18	GN	TXL	1661208C1	1661200C1	3204M	A	N/A		
9G5BK(+)	18	YL	TXL	1661208C1	1661200C1	3204M	B	N/A		
9L5CK(+)	18	YL	TXL	1661208C1	1661200C1	3204M	B	N/A		
9V5CK(+)	18	YL	TXL	1661208C1	1661200C1	3204M	B	N/A		
9Z5BK(+)	18	YL	TXL	1661208C1	1661200C1	3204M	B	N/A		
RC81A	12	LTGN	TXL	3566715C1	1661200C1	3204M	C	N/A		
RD81A	12	LTGN	TXL	3566715C1	1661200C1	3204M	C	N/A		
RC81-GB	12	WH	TXL	3566715C1	1661200C1	3204M	D	N/A		
RD81-GB	12	WH	TXL	3566715C1	1661200C1	3204M	D	N/A		
RF78-GB	16	WH	TXL	1661209C1	1661200C1	3204M	D	N/A		
WG63BB	18	DKBL	TXL	1661261C1	1667305C1	3205M	A	N/A		
WJ63BB	18	DKBL	TXL	1661261C1	1667305C1	3205M	A	N/A		
AD11-G	18	WH	TXL	1661261C1	1667305C1	3205M	B	N/A		
AE11-G	18	WH	TXL	1661261C1	1667305C1	3205M	B	N/A		
MQ86HB	18	LTGN	TXL	1661261C1	1667305C1	3205M	C	N/A		
SQ86H	18	LTGN	TXL	1661261C1	1667305C1	3205M	C	N/A		
MQ86JB	18	LTGN	TXL	1661261C1	1667305C1	3205M	D	N/A		
SQ86J	18	LTGN	TXL	1661261C1	1667305C1	3205M	D	N/A		
WG63BC	18	DKBL	TXL	1661261C1	1667305C1	3206M	A	N/A		
WJ63BC	18	DKBL	TXL	1661261C1	1667305C1	3206M	A	N/A		
AD11-GK	18	WH	TXL	1661261C1	1667305C1	3206M	B	N/A		
AE11-GK	18	WH	TXL	1661261C1	1667305C1	3206M	B	N/A		
MQ86K	18	LTGN	TXL	1661261C1	1667305C1	3206M	C	N/A		
SQ86K	18	LTGN	TXL	1661261C1	1667305C1	3206M	C	N/A		
MQ86L	18	LTGN	TXL	1661261C1	1667305C1	3206M	D	N/A		

Circuit Number	Gauge	Color	Insulation	Terminal / Splice Number	Connector Part number	Connector Number	Cavity	Seal/Sleeve	Lock 1	Lock 2
SQ86L	18	LTGN	TXL	1661261C1	1667305C1	3206M	D	N/A		
MG14L	10	RD	GXL	373756C2		4007A	1	2644054R1		
MG14L	10	RD	GXL	3866817C1		4007A	1	2644005R1		
WA2-G	2	WH	SGX	2012973C1		400A	1	2644004R1		
WB2-G	2	WH	SGX	2012973C1		400A	1	2644004R1		
VH2-G	1	WH	SGX	475964C1		400B	1	2643308R1		
VM2-G	1	WH	SGX	475964C1		400B	1	2643308R1		
VD2-G	1	WH	SGX	475965C1		401A	1	2644004R1		
VK2-G	1	WH	SGX	475965C1		401A	1	2644004R1		
VM2-G	1	WH	SGX	475965C1		401A	1	2644004R1		
NY87KA	16	GY	GXL	3561584C1	3536864C1	4021A	1	3536868C1	3540615C1	
NY87KA	16	GY	GXL	3536865C1	3536864C1	4021A	1	3536868C1		
NY87BA	18	GY	GXL	3561584C1	3536864C1	4021A	2	3536868C1	3536085C1	3599541C1
NY87BA	18	GY	GXL	3536865C1	3536864C1	4021A	2	3536868C1		
SB87KA	16	GY	GXL	3561584C1	3536864C1	4021B	1	3536868C1		
SA87KA	16	GY	GXL	3561584C1	3536864C1	4021B	1	3536868C1		
SB87BA	18	GY	GXL	3561584C1	3536864C1	4021B	2	3536868C1		
SA87BA	18	GY	GXL	3561584C1	3536864C1	4021B	2	3536868C1		
NX87C	18	GY	TXL	3554322C1	3554317C1	4022A	1	3554318C1		
NX87C	18	GY	TXL	3554322C1	3554317C1	4022A	1	3554318C1		
NX9BB	18	GY	TXL	3554322C1	3554317C1	4022A	2	3554318C1	3522253C1	
NX9BB	18	GY	TXL	3554322C1	3554317C1	4022A	2	3554318C1		
SC87C	18	GY	TXL	3554322C1	3554317C1	4022B	1	3554318C1		
SC87C	18	GY	TXL	3554322C1	3554317C1	4022B	1	3554318C1		
SC9BB	18	GY	TXL	3554322C1	3554317C1	4022B	2	3554318C1		
SC9BB	18	GY	TXL	3554322C1	3554317C1	4022B	2	3554318C1		
[NF19A]	16	-	GXL	V-TERM	PAS1(A)	4042A	A	N/A		
MC41	18	TN	TXL	3613771C1	3690369C1	4060A	3	N/A		
SH14HC	14	RD	TXL	3613770C1	3690369C1	4060A	4	N/A		
SJ14HF	14	RD	TXL	3613770C1	3690369C1	4060A	4	N/A		
SH11-GA	14	WH	TXL	3613770C1	3690369C1	4060A	5	N/A		
SJ11-G	14	WH	TXL	3613770C1	3690369C1	4060A	5	N/A		
MH26A	18	TN	TXL	3613771C1	3690369C1	4060A	6	N/A		
MJ26A	18	TN	TXL	3613771C1	3690369C1	4060A	6	N/A		
MH26B	18	TN	TXL	3613771C1	3690369C1	4060A	7	N/A		
MJ26B	18	TN	TXL	3613771C1	3690369C1	4060A	7	N/A		
MC41EJ	18	TN	TXL	3613771C1	3690369C1	4060A	8	N/A		
MD13Z	16	PK	TXL	3613770C1	3690369C1	4060A	10	N/A		
SK11-GAP	14	WH	TXL	3581768C1		4081A	1	2644038R1		
SL11GAP	14	WH	TXL	3581768C1		4081A	1	2644038R1		
MJ26DA	18	TN	GXL	3518963C1	3553404C1	4087B	6	N/A		
MJ5CC(+)	18	YL	TXL	3727971C1	3553404C1	4087B	7	N/A		
MJ5CC(-)	18	GN	TXL	3727971C1	3553404C1	4087B	8	N/A		
MJ26B	18	TN	TXL	3727971C1	3553404C1	4087B	10	N/A		
MJ26A	18	TN	TXL	3727971C1	3553404C1	4087B	11	N/A		
MJ11-GBD	18	WH	TXL	3727971C1	3553404C1	4087B	12	N/A		
WA2-G	2	WH	SGX	475963C1		411A	1	2644004R1		
BE2-G	2	WH	SGX	475963C1		411B	1	2644004R1	1671608C1	
VL2-G	2	WH	SGX	475963C1		411B	1	2644004R1		
WB2-G	2	WH	SGX	475963C1		411C	1	2644004R1		
UF92#163A	16	TN	TXL	1661875C1	3540756C1	422F	A	1661872C1		
UF92D	18	TN	TXL	1661875C1	3540756C1	422F	B	3568570C1		
UF62A	18	DKBL	TXL	1661875C1	3540756C1	422F	C	3568570C1		
UF92-GAH	18	WH	TXL	1661875C1	3540756C1	422F	D	3568570C1		

Circuit Number	Gauge	Color	Insulation	Terminal / Splice Number	Connector Part number	Connector Number	Cavity	Seal/Sleeve	Lock 1	Lock 2
RA10-GR	14	WH	GXL	2034787C1	3572899C1	4410D	2	N/A		
RA10-GR	14	WH	GXL	2034787C1	3572899C1	4410D	2	N/A		
RA5E(+)	18	YL	TXL	3757932C1	3572899C1	4410D	3	N/A		
RA5E(+)	18	YL	TXL	1680205C1	3572899C1	4410D	3	N/A		
RA5E(-)	18	GN	TXL	3757932C1	3572899C1	4410D	4	N/A		
RA5E(-)	18	GN	TXL	1680205C1	3572899C1	4410D	4	N/A		
RA20	16	LTGN	GXL	1680205C1	3572899C1	4410D	6	N/A		
RA20	16	LTGN	GXL	1680205C1	3572899C1	4410D	6	N/A		
RC10-GP	14	WH	GXL	2034787C1	3572899C1	4410E	2	N/A		
RC10-GP	14	WH	GXL	2034787C1	3572899C1	4410E	2	N/A		
RC5F(+)	18	YL	TXL	3757932C1	3572899C1	4410E	3	N/A		
RC5F(+)	18	YL	TXL	1680205C1	3572899C1	4410E	3	N/A		
RC5F(-)	18	GN	TXL	3757932C1	3572899C1	4410E	4	N/A		
RC5F(-)	18	GN	TXL	1680205C1	3572899C1	4410E	4	N/A		
RC20A	16	LTGN	GXL	1680205C1	3572899C1	4410E	6	N/A		
RC20A	16	LTGN	GXL	1680205C1	3572899C1	4410E	6	N/A		
RJ59	14	GY	GXL	2034788C1	3572900C1	4410F	1	UNDEF		
RS59C	14	GY	GXL	2034788C1	3572900C1	4410F	1	UNDEF		
ZE10-GR	14	WH	GXL	2034787C1	3572899C1	4410F	2	N/A		
ZE10-GR	14	WH	GXL	2034787C1	3572899C1	4410F	2	N/A		
RJ10-GPM	14	WH	GXL	2034788C1	3572900C1	4410F	2	UNDEF		
RS10-GPN	14	WH	GXL	2034788C1	3572900C1	4410F	2	UNDEF		
ZE5E(+)	18	YL	TXL	3757932C1	3572899C1	4410F	3	N/A		
ZE5E(+)	18	YL	TXL	1680205C1	3572899C1	4410F	3	N/A		
RJ1(+)	18	YL	TXL	3572626C1	3572900C1	4410F	3	UNDEF		
RS1A(+)	18	YL	TXL	3572626C1	3572900C1	4410F	3	UNDEF		
ZE5E(-)	18	GN	TXL	3757932C1	3572899C1	4410F	4	N/A		
ZE5E(-)	18	GN	TXL	1680205C1	3572899C1	4410F	4	N/A		
RJ1(-)	18	GN	TXL	3572626C1	3572900C1	4410F	4	UNDEF		
RS1A(-)	18	GN	TXL	3572626C1	3572900C1	4410F	4	UNDEF		
ZE20	16	LTGN	GXL	1680205C1	3572899C1	4410F	6	N/A		
ZE20	16	LTGN	GXL	1680205C1	3572899C1	4410F	6	N/A		
RJ14	16	RD	GXL	1680206C1	3572900C1	4410F	6	UNDEF		
RS14D	16	RD	GXL	1680206C1	3572900C1	4410F	6	UNDEF		
NT10-GS	14	WH	GXL	2034787C1	3572899C1	4410H	2	N/A		
RC10-GP	14	WH	GXL	2034787C1	3572899C1	4410H	2	N/A		
NT10-GS	14	WH	GXL	2034787C1	3572899C1	4410H	2	N/A		
RC10-GP	14	WH	GXL	2034787C1	3572899C1	4410H	2	N/A		
NT5E(+)	18	YL	TXL	3757932C1	3572899C1	4410H	3	N/A		
RC5F(+)	18	YL	TXL	3757932C1	3572899C1	4410H	3	N/A		
NT5E(+)	18	YL	TXL	1680205C1	3572899C1	4410H	3	N/A		
RC5F(+)	18	YL	TXL	1680205C1	3572899C1	4410H	3	N/A		
NT5E(-)	18	GN	TXL	3757932C1	3572899C1	4410H	4	N/A		
RC5F(-)	18	GN	TXL	3757932C1	3572899C1	4410H	4	N/A		
NT5E(-)	18	GN	TXL	1680205C1	3572899C1	4410H	4	N/A		
RC5F(-)	18	GN	TXL	1680205C1	3572899C1	4410H	4	N/A		
NT20	16	LTGN	GXL	1680205C1	3572899C1	4410H	6	N/A		
RC20A	16	LTGN	GXL	1680205C1	3572899C1	4410H	6	N/A		
NT20	16	LTGN	GXL	1680205C1	3572899C1	4410H	6	N/A		
RC20A	16	LTGN	GXL	1680205C1	3572899C1	4410H	6	N/A		
RS59C	14	GY	GXL	2034787C1	3572899C1	4410K	1	N/A		
RS10-GPN	14	WH	GXL	2034787C1	3572899C1	4410K	2	N/A		
RS1A(+)	18	YL	TXL	3572625C1	3572899C1	4410K	3	N/A		
RS1A(-)	18	GN	TXL	3572625C1	3572899C1	4410K	4	N/A		

Circuit Number	Gauge	Color	Insulation	Terminal / Splice Number	Connector Part number	Connector Number	Cavity	Seal/Sleeve	Lock 1	Lock 2
RS14D	16	RD	GXL	3572625C1	3572899C1	4410K	6	N/A		
RK59D	14	GY	GXL	2034787C1	3572899C1	4410L	1	N/A		
RK10-GPP	14	WH	GXL	2034787C1	3572899C1	4410L	2	N/A		
RK1B(+)	18	YL	TXL	3757932C1	3572899C1	4410L	3	N/A		
RK1B(-)	18	GN	TXL	3757932C1	3572899C1	4410L	4	N/A		
RK14E	16	RD	GXL	1680205C1	3572899C1	4410L	6	N/A		
RJ59	14	GY	GXL	2034787C1	3572899C1	4410M	1	N/A		
RK59D	14	GY	GXL	2034787C1	3572899C1	4410M	1	N/A		
RJ10-GPM	14	WH	GXL	2034787C1	3572899C1	4410M	2	N/A		
RK10-GPP	14	WH	GXL	2034787C1	3572899C1	4410M	2	N/A		
RJ1(+)	18	YL	TXL	3572625C1	3572899C1	4410M	3	N/A		
RK1B(+)	18	YL	TXL	3572625C1	3572899C1	4410M	3	N/A		
RJ1(-)	18	GN	TXL	3572625C1	3572899C1	4410M	4	N/A		
RK1B(-)	18	GN	TXL	3572625C1	3572899C1	4410M	4	N/A		
RJ14	16	RD	GXL	1680205C1	3572899C1	4410M	6	N/A		
RK14E	16	RD	GXL	1680205C1	3572899C1	4410M	6	N/A		
RH14	4	RD	SGX	3517758C1	3517759C1	4411F	A	N/A		
PC14H	4	RD	SGX	3517757C1	3517760C1	4411M	A	N/A		
PE14E	4	RD	SGX	3517757C1	3517760C1	4411M	A	N/A		
RH14	4	RD	SGX	3517757C1	3517760C1	4411M	A	N/A		
PB14CY	4	RD	SGX	3517757C1	3517760C1	4411M1	A	N/A		
PB14CY	4	RD	SGX	3517757C1	3517760C1	4411M1	A	N/A		
PE14E	4	RD	SGX	3517757C1	3517760C1	4411M2	A	N/A		
PC14H	4	RD	SGX	3517757C1	3517760C1	4411M2	A	N/A		
ZB14CZ	4	RD	SGX	3517757C1	3517760C1	4411M4	A	N/A		
ZB14CZ	4	RD	SGX	3517757C1	3517760C1	4411M4	A	N/A		
ZA14H	4	RD	SGX	3517757C1	3517760C1	4411M5	A	N/A		
ZA14H	4	RD	SGX	3517757C1	3517760C1	4411M5	A	N/A		
ZC14E	4	RD	SGX	3517757C1	3517760C1	4411M6	A	N/A		
ZC14E	4	RD	SGX	3517757C1	3517760C1	4411M6	A	N/A		
TT14	4	RD	SGX	3517758C1	3517759C1	4411N	A	N/A		
TT14	4	RD	SGX	3517757C1	3517760C1	4411P	A	N/A		
PC14H	4	RD	SGX	3517758C1	3517759C1	4412F	A	N/A		
ZA14H	4	RD	SGX	3517758C1	3517759C1	4412F	A	N/A		
PE14E	4	RD	SGX	3517758C1	3517759C1	4412F	A	N/A		
ZC14E	4	RD	SGX	3517758C1	3517759C1	4412F	A	N/A		
MN14C	4	RD	SGX	3517758C1	3517759C1	4413F	A	N/A		
MN14C	4	RD	SGX	3517758C1	3517759C1	4413F	A	N/A		
PB14CY	4	RD	SGX	3517758C1	3517759C1	4413F1	A	N/A		
ZB14CZ	4	RD	SGX	3517758C1	3517759C1	4413F1	A	N/A		
PB14CY	4	RD	SGX	3517758C1	3517759C1	4413F1	A	N/A		
ZB14CZ	4	RD	SGX	3517758C1	3517759C1	4413F1	A	N/A		
PE14E	4	RD	SGX	3517758C1	3517759C1	4413F2	A	N/A		
ZC14E	4	RD	SGX	3517758C1	3517759C1	4413F2	A	N/A		
PC14H	4	RD	SGX	3517758C1	3517759C1	4413F2	A	N/A		
ZA14H	4	RD	SGX	3517758C1	3517759C1	4413F2	A	N/A		
MU14CA	4	RD	SGX	3517758C1	3517759C1	4413F3	A	N/A		
MU14CA	4	RD	SGX	3517758C1	3517759C1	4413F3	A	N/A		
PV68BB	14	BN	GXL	3535486C1	2039311C91	4450AM	A	589391C1		
PV68BB	14	BN	GXL	3535486C1	2039311C91	4450AM	A	589391C1	3515764C1	
PV56BB	16	YL	GXL	2039343C1	2039311C91	4450AM	B	1652325C1		
PV56BB	16	YL	GXL	2039343C1	2039311C91	4450AM	B	1652325C1	1661263C1	
PV57BB	16	LTGN	GXL	2039343C1	2039311C91	4450AM	C	1652325C1		
PV57BB	16	LTGN	GXL	2039343C1	2039311C91	4450AM	C	1652325C1		

Circuit Number	Gauge	Color	Insulation	Terminal / Splice Number	Connector Part number	Connector Number	Cavity	Seal/Sleeve	Lock 1	Lock 2
PV54BB	14	BN	GXL	3535486C1	2039311C91	4450AM	D	589391C1		
PV54BB	14	BN	GXL	3535486C1	2039311C91	4450AM	D	589391C1		
PV71BB	16	LTBL	GXL	2039343C1	2039311C91	4450AM	E	1652325C1		
PV71BB	16	LTBL	GXL	2039343C1	2039311C91	4450AM	E	1652325C1		
PV12BB	14	LTBL	GXL	3535486C1	2039311C91	4450AM	F	589391C1		
PV12BB	14	LTBL	GXL	3535486C1	2039311C91	4450AM	F	589391C1		
PV11-GBB	12	WH	GXL	2039313C1	2039311C91	4450AM	G	589390C1		
PV11-GBB	12	WH	GXL	2039313C1	2039311C91	4450AM	G	589390C1		
RX68BB	14	BN	GXL	2033912C1	2039312C91	4450BF	A	589391C1		
RX56BB	16	OR	GXL	2033911C1	2039312C91	4450BF	B	1652325C1		
RX57BB	16	OR	GXL	2033911C1	2039312C91	4450BF	C	1652325C1		
RX58BB	14	BN	GXL	2033912C1	2039312C91	4450BF	D	589391C1		
RX71BB	16	OR	GXL	2033911C1	2039312C91	4450BF	E	1652325C1		
RX12BB	14	LTBL	GXL	2033912C1	2039312C91	4450BF	F	589391C1		
RX11-GBB	12	WH	GXL	2033912C1	2039312C91	4450BF	G	589390C1		
RX56BC	16	OR	GXL	2033819C1	1686834C1	4450BM	A	1652325C1		
RX57BC	16	OR	GXL	2033819C1	1686834C1	4450BM	B	1652325C1		
RX70BB	14	OR	GXL	2033816C1	1686834C1	4450BM	C	589391C1		
NK68BBA	14	BN	GXL	2033912C1	2039312C91	4450D	A	589391C1		
NK56BBA	16	YL	GXL	2033911C1	2039312C91	4450D	B	1652325C1		
NK57BBA	16	LTGN	GXL	2033911C1	2039312C91	4450D	C	1652325C1		
NK54BBA	14	BN	GXL	2033912C1	2039312C91	4450D	D	589391C1		
NK71BBA	16	LTBL	GXL	2033911C1	2039312C91	4450D	E	1652325C1		
NK12BBA	14	LTBL	GXL	2033912C1	2039312C91	4450D	F	589391C1		
NK11A-GD	12	WH	GXL	2033912C1	2039312C91	4450D	G	589390C1		
NK11A-GD	12	WH	GXL	N/A	BLUNT_SL_V	4450E	A	N/A		
NK12BBA	14	LTBL	GXL	N/A	BLUNT_SL_V	4450E	A	N/A		
NK54BBA	14	BN	GXL	N/A	BLUNT_SL_V	4450E	A	N/A		
NK56BBA	16	YL	GXL	N/A	BLUNT_SL_V	4450E	A	N/A		
NK57BBA	16	LTGN	GXL	N/A	BLUNT_SL_V	4450E	A	N/A		
NK68BBA	14	BN	GXL	N/A	BLUNT_SL_V	4450E	A	N/A		
NK71BBA	16	LTBL	GXL	N/A	BLUNT_SL_V	4450E	A	N/A		
ND68BB	14	BN	GXL	3535486C1	2039311C91	4450M	A	589391C1		
ND68BB	14	BN	GXL	3535486C1	2039311C91	4450M	A	589391C1		
VM68TB	12	BN	TXL	2039313C1	2039311C91	4450M	A	589391C1		
VT68TB	12	BN	TXL	2039313C1	2039311C91	4450M	A	589391C1		
ZQ68TB	16	BN	TXL	2039343C1	2039311C91	4450M	A	1652325C1		
ND56BB	16	YL	GXL	2039343C1	2039311C91	4450M	B	1652325C1		
ND56BB	16	YL	GXL	2039343C1	2039311C91	4450M	B	1652325C1		
YW56BB	16	YL	TXL	2039343C1	2039311C91	4450M	B	1652325C1		
YZ56BB	16	YL	TXL	2039343C1	2039311C91	4450M	B	1652325C1		
ND57BB	16	LTGN	GXL	2039343C1	2039311C91	4450M	C	1652325C1		
ND57BB	16	LTGN	GXL	2039343C1	2039311C91	4450M	C	1652325C1		
YW57BB	16	LTGN	TXL	2039343C1	2039311C91	4450M	C	1652325C1		
YZ57BB	16	LTGN	TXL	2039343C1	2039311C91	4450M	C	1652325C1		
ND54BB	14	BN	GXL	3535486C1	2039311C91	4450M	D	589391C1		
ND54BB	14	BN	GXL	3535486C1	2039311C91	4450M	D	589391C1		
VM58TB	12	BN	TXL	2039313C1	2039311C91	4450M	D	589391C1		
VT58TB	12	BN	TXL	2039313C1	2039311C91	4450M	D	589391C1		
ND71BB	16	LTBL	GXL	2039343C1	2039311C91	4450M	E	1652325C1		
ND71BB	16	LTBL	GXL	2039343C1	2039311C91	4450M	E	1652325C1		
ZK71BB	16	LTBL	TXL	2039343C1	2039311C91	4450M	E	1652325C1		
ND12BB	14	LTBL	GXL	3535486C1	2039311C91	4450M	F	589391C1		
ND12BB	14	LTBL	GXL	3535486C1	2039311C91	4450M	F	589391C1		

Circuit Number	Gauge	Color	Insulation	Terminal / Splice Number	Connector Part number	Connector Number	Cavity	Seal/Sleeve	Lock 1	Lock 2
ND11-GD	12	WH	GXL	2039313C1	2039311C91	4450M	G	589390C1		
ND11-GD	12	WH	GXL	2039313C1	2039311C91	4450M	G	589390C1		
YW11-GBJ	12	WH	TXL	2039313C1	2039311C91	4450M	G	589391C1		
YZ11-GBJ	12	WH	TXL	2039313C1	2039311C91	4450M	G	589391C1		
PV56BC	16	YL	GXL	2033819C1	1686834C1	4460AM	A	1652325C1		
PV56BC	16	YL	GXL	2033819C1	1686834C1	4460AM	A	1652325C1	1667530C1	
PV57BC	16	LTGN	GXL	2033819C1	1686834C1	4460AM	B	1652325C1		
PV57BC	16	LTGN	GXL	2033819C1	1686834C1	4460AM	B	1652325C1		
PV70BB	14	RD	GXL	2033816C1	1686834C1	4460AM	C	589391C1		
PV70BB	14	RD	GXL	2033816C1	1686834C1	4460AM	C	589391C1		
RX56BC	16	OR	GXL	2033911C1	3553961C1	4460BF	A	1652325C1		
RX57BC	16	OR	GXL	2033911C1	3553961C1	4460BF	B	1652325C1		
RX70BB	14	OR	GXL	2033912C1	3553961C1	4460BF	C	589391C1		
RX68BB	14	BN	GXL	3535486C1	2039311C91	4460BM	A	589391C1		
RX56BB	16	OR	GXL	2039343C1	2039311C91	4460BM	B	1652325C1		
RX57BB	16	OR	GXL	2039343C1	2039311C91	4460BM	C	1652325C1		
RX58BB	14	BN	GXL	3535486C1	2039311C91	4460BM	D	589391C1		
RX71BB	16	OR	GXL	2039343C1	2039311C91	4460BM	E	1652325C1		
RX12BB	14	LTBL	GXL	3535486C1	2039311C91	4460BM	F	589391C1		
RX11-GBB	12	WH	GXL	2039313C1	2039311C91	4460BM	G	589390C1		
NK56BCA	16	YL	GXL	2033911C1	3553961C1	4460D	A	1652325C1		
NK57BCA	16	LTGN	GXL	2033911C1	3553961C1	4460D	B	1652325C1		
NK70BBA	14	RD	GXL	2033912C1	3553961C1	4460D	C	589391C1		
NK56BCA	16	YL	GXL	N/A	BLUNT_SL_V	4460E	A	N/A		
NK57BCA	16	LTGN	GXL	N/A	BLUNT_SL_V	4460E	A	N/A		
NK70BBA	14	RD	GXL	N/A	BLUNT_SL_V	4460E	A	N/A		
ND56BC	16	YL	GXL	2033819C1	1686834C1	4460M	A	1652325C1		
ND56BC	16	YL	GXL	2033819C1	1686834C1	4460M	A	1652325C1		
YW56BC	16	YL	TXL	2033819C1	1686834C1	4460M	A	1652325C1		
YZ56BC	16	YL	TXL	2033819C1	1686834C1	4460M	A	1652325C1		
ND57BC	16	LTGN	GXL	2033819C1	1686834C1	4460M	B	1652325C1		
ND57BC	16	LTGN	GXL	2033819C1	1686834C1	4460M	B	1652325C1		
YW57BC	16	LTGN	TXL	2033819C1	1686834C1	4460M	B	1652325C1		
YZ57BC	16	LTGN	TXL	2033819C1	1686834C1	4460M	B	1652325C1		
ND70BB	14	RD	GXL	2033816C1	1686834C1	4460M	C	589391C1		
ND70BB	14	RD	GXL	2033816C1	1686834C1	4460M	C	589391C1		
YZ70B	12	YL	TXL	2033816C1	1686834C1	4460M	C	589391C1		
SH44J	18	WH	GXL	1667742C1	3525874C1	4906C	A	1661872C1		
SH92C	18	TN	GXL	1667742C1	3525874C1	4906C	B	1661872C1		
SH92C	18	TN	GXL	1667742C1	3525874C1	4906C	D	1661872C1		
SH44J	18	WH	GXL	1667742C1	3525874C1	4906C	E	1661872C1		
AH77-G	18	WH	TXL	3863609C1		6304A	1	2644038R1		
GA17D	16	PK	GXL	3692844C1		6305M	1	2644038R1		
GA17D	16	PK	GXL	2036586C1	2036583C1	6316M	A	N/A		
GA17	16	PK	GXL	2036586C1	2036583C1	6316M	B	N/A		
AB6G	18	GY	TXL	2033819C1	1687789C1	6401M	A	3517771C1		
AF6G	18	GY	TXL	2033819C1	1687789C1	6401M	A	3517771C1		
KZ34	16	TN	GXL	2033819C1	1687789C1	6401M	B	1652325C1		
KZ34A	20	TN	TXL	2033819C1	1687789C1	6401M	C	3517771C1		
KZ9B	18	GY	TXL	2033819C1	1687789C1	6401M	D	3517771C1		
KZ34B	16	TN	GXL	2033819C1	1687789C1	6401M	E	1652325C1		
KZ34	16	TN	GXL	2033819C1	1671610C1	6401R	A	1652325C1		
KZ34B	16	TN	GXL	2033819C1	1671610C1	6401R	B	1652325C1		
FM9C	18	GY	GXL	1661875C1	3522068C1	6703A	A	1661872C1		

Circuit Number	Gauge	Color	Insulation	Terminal / Splice Number	Connector Part number	Connector Number	Cavity	Seal/Sleeve	Lock 1	Lock 2
FM28	18	TN	GXL	1661875C1	3522068C1	6703A	B	1661872C1		
YA41-GH	4	WH	SGX	2241330C1		6704A	1	3812582R1		
KS10-G6	10	WH	TXL	1687847C1	3551896C1	6704B	A	589390C1		
YA41-GF	10	WH	TXL	1687847C1	3551896C1	6704B	A	589390C1		
VJ10-G1	16	WH	GXL	2033819C1	3551896C1	6704B	B	1652325C1		
VJ10-G2	14	WH	150	2033816C1	3551896C1	6704B	C	1652325C1		
VJ10-G3	16	WH	GXL	2033819C1	3551896C1	6704B	D	1652325C1		
VJ10-G4	16	WH	GXL	2033819C1	3551896C1	6704B	E	1652325C1		
VJ10-G5	16	BK	TXL	2033819C1	3551896C1	6704B	F	1652325C1		
VK95DVL	20	TN	150	3613771C1	3573078C1	670A	1	N/A		
VK95DVH	20	TN	150	3613771C1	3573078C1	670A	2	N/A		
VK95BA	20	TN	150	3613771C1	3573078C1	670A	3	N/A		
VK95BC	20	TN	150	3613771C1	3573078C1	670A	4	N/A		
AB6D	18	TN	150	3613771C1	3573078C1	670A	5	N/A		
AF6D	18	TN	150	3613771C1	3573078C1	670A	5	N/A		
AH6D	18	TN	150	3613771C1	3573078C1	670A	5	N/A		
KP6D	18	TN	150	3613771C1	3573078C1	670A	5	N/A		
VG6D	18	TN	150	3613771C1	3573078C1	670A	5	N/A		
VX6D	18	TN	150	3613771C1	3573078C1	670A	5	N/A		
KT9	18	GY	150	3613771C1	3573078C1	670A	7	N/A		
KZ9	18	GY	150	3613771C1	3573078C1	670A	7	N/A		
VK95K	20	TN	150	3613771C1	3573078C1	670A	8	N/A		
VK5A(+)	18	YL	193	3613771C1	3573078C1	670A	9	N/A		
VK5A(-)	18	GN	193	3613771C1	3573078C1	670A	10	N/A		
VJ10-G2	14	WH	150	3613770C1	3573078C1	670A	11	N/A		
VJ13RA	12	PK	150	3612307C1	3573078C1	670A	12	N/A		
VJ5(+)	18	YL	193	3613771C1	3573078C1	670A	13	N/A		
VJ5(-)	18	GN	193	3613771C1	3573078C1	670A	14	N/A		
ZK94AA	16	GY	GXL	3679224C1	3678796C1	6925B	1	N/A		
ZK94AB	16	GY	GXL	3679224C1	3678796C1	6925B	2	N/A		
ZN94AA	16	GY	GXL	3679224C1	3678796C1	6925D	1	3601687C1		
ZN94AB	16	GY	GXL	3679224C1	3678796C1	6925D	2	3601687C1		
ZP94AA	16	GY	GXL	3679224C1	3678796C1	6925F	1	3601687C1		
ZP94AB	16	GY	GXL	3679224C1	3678796C1	6925F	2	3601687C1		
ZR94AA	16	GY	GXL	3679224C1	3678796C1	6925H	1	3601687C1		
ZR94AB	16	GY	GXL	3679224C1	3678796C1	6925H	2	3601687C1		
ZS94AA	16	GY	GXL	3679224C1	3678796C1	6925J	1	3601687C1		
ZS94AB	16	GY	GXL	3679224C1	3678796C1	6925J	2	3601687C1		
ZT94AA	16	GY	GXL	3679224C1	3678796C1	6925L	1	3601687C1		
ZT94AB	16	GY	GXL	3679224C1	3678796C1	6925L	2	3601687C1		
ML93	18	TN	GXL	1661208C1	1661198C1	7103M	A	N/A		
ML93	18	TN	GXL	1661208C1	1661198C1	7103M	A	N/A		
ML9TS	18	GY	TXL	1661208C1	1661198C1	7103M	C	N/A		
ML9TS	18	GY	TXL	1661208C1	1661198C1	7103M	C	N/A		
VH95	18	TN	GXL	3572625C1	3602747C1	7113A	1	N/A		
VH95	18	TN	GXL	3572625C1	3602747C1	7113A	1	N/A		
VH95-G	18	WH	GXL	3572625C1	3602747C1	7113A	2	N/A		
VH95-G	18	WH	GXL	3572625C1	3602747C1	7113A	2	N/A		
VE95	18	TN	GXL	3572625C1	3602747C1	7113B	1	N/A		
VE95	18	TN	GXL	3572625C1	3602747C1	7113B	1	N/A		
VE95-G	18	WH	GXL	3572625C1	3602747C1	7113B	2	N/A		
VE95-G	18	WH	GXL	3572625C1	3602747C1	7113B	2	N/A		
VK95	18	TN	GXL	3526966C1	3977821C1	7113C	1	N/A		
VK95	18	TN	GXL	3526966C1	3977821C1	7113C	1	N/A		

Circuit Number	Gauge	Color	Insulation	Terminal / Splice Number	Connector Part number	Connector Number	Cavity	Seal/Sleeve	Lock 1	Lock 2
VK95-G	18	WH	GXL	3526966C1	3977821C1	7113C	2	N/A		
VK95-G	18	WH	GXL	3526966C1	3977821C1	7113C	2	N/A		
VF95	18	TN	GXL	3572625C1	3602747C1	7113D	1	N/A		
VF95	18	TN	GXL	3572625C1	3602747C1	7113D	1	N/A		
VF95-G	18	WH	GXL	3572625C1	3602747C1	7113D	2	N/A		
VF95-G	18	WH	GXL	3572625C1	3602747C1	7113D	2	N/A		
VG95	18	TN	GXL	3572625C1	3602747C1	7113E	1	N/A		
VG95	18	TN	GXL	3572625C1	3602747C1	7113E	1	N/A		
VG95-G	18	WH	GXL	3572625C1	3602747C1	7113E	2	N/A		
VG95-G	18	WH	GXL	3572625C1	3602747C1	7113E	2	N/A		
VL95	18	TN	GXL	3526966C1	3977821C1	7113F	1	N/A		
VL95	18	TN	GXL	3526966C1	3977821C1	7113F	1	N/A		
VL95-G	18	WH	GXL	3526966C1	3977821C1	7113F	2	N/A		
VL95-G	18	WH	GXL	3526966C1	3977821C1	7113F	2	N/A		
VN95	18	TN	GXL	3526966C1	3977821C1	7113G	1	N/A	1661874C1	
VN95	16	TN	GXL	3526966C1	3977821C1	7113G	1	N/A		
VN95-G	18	WH	GXL	3526966C1	3977821C1	7113G	2	N/A		
VN95-G	16	WH	GXL	3526966C1	3977821C1	7113G	2	N/A		
VD95	18	TN	GXL	3526966C1	3977821C1	7113H	1	N/A		
VS95	18	TN	GXL	3526966C1	3977821C1	7113H	1	N/A		
VD95-G	18	WH	GXL	3526966C1	3977821C1	7113H	2	N/A		
VS95-G	18	WH	GXL	3526966C1	3977821C1	7113H	2	N/A		
VR95	18	TN	GXL	3561584C1	3590390C1	7113J	1	3536868C1	3515185C1	
VR95-G	18	WH	GXL	3561584C1	3590390C1	7113J	2	3536868C1	3525873C1	3525875C1
PK92C103	18	YL	TXL	1661875C1	3525872C1	7205F	A	3568570C1		
PN92B103	18	YL	TXL	1661875C1	3525872C1	7205F	A	3568570C1		
RS92C103	18	YL	TXL	1661875C1	3525872C1	7205F	A	3568570C1		
SN92B103	18	YL	TXL	1661875C1	3525872C1	7205F	A	3568570C1		
VV92B103	18	YL	TXL	1661875C1	3525872C1	7205F	A	3568570C1		
PN92B103	18	YL	TXL	1661875C1	3525872C1	7205F	A	3568570C1		
PR92B103	18	YL	TXL	1661875C1	3525872C1	7205F	A	3568570C1		
SN92B103	18	YL	TXL	1661875C1	3525872C1	7205F	A	3568570C1		
SR92B103	18	YL	TXL	1661875C1	3525872C1	7205F	A	3568570C1		
PK92#143	18	LTBL	TXL	1661875C1	3525872C1	7205F	B	3568570C1		
RS92#143	18	LTBL	TXL	1661875C1	3525872C1	7205F	B	3568570C1		
VU92#143	18	LTBL	TXL	1661875C1	3525872C1	7205F	B	3568570C1		
PK92#150	18	PK	TXL	1661875C1	3525872C1	7205F	C	3568570C1		
RS92#150	18	PK	TXL	1661875C1	3525872C1	7205F	C	3568570C1		
VU92#150	18	PK	TXL	1661875C1	3525872C1	7205F	C	3568570C1		
PK92#101	18	LTBL	TXL	1661875C1	3525872C1	7205F	E	3568570C1		
PM92#122	18	YL	TXL	1661875C1	3525872C1	7205F	E	3568570C1		
RS92#101	18	LTBL	TXL	1661875C1	3525872C1	7205F	E	3568570C1		
SM92#122	18	YL	TXL	1661875C1	3525872C1	7205F	E	3568570C1		
PM92#122	18	YL	TXL	1661875C1	3525872C1	7205F	E	3568570C1		
SM92#122	18	YL	TXL	1661875C1	3525872C1	7205F	E	3568570C1		
PG92A123	18	LTGN	TXL	1661875C1	3525872C1	7205F	F	3568570C1		
PM92#105	18	OR	TXL	1661875C1	3525872C1	7205F	F	3568570C1		
PU92A123	18	LTGN	TXL	1661875C1	3525872C1	7205F	F	3568570C1		
SM92#105	18	OR	TXL	1661875C1	3525872C1	7205F	F	3568570C1		
PM92#105	18	OR	TXL	1661875C1	3525872C1	7205F	F	3568570C1		
SM92#105	18	OR	TXL	1661875C1	3525872C1	7205F	F	3568570C1		
PG92A145	18	OR	TXL	1661875C1	3525872C1	7205F	G	3568570C1		
PM92#164	18	LTBL	TXL	1661875C1	3525872C1	7205F	G	3568570C1		
PU92A145	18	OR	TXL	1661875C1	3525872C1	7205F	G	3568570C1		

Circuit Number	Gauge	Color	Insulation	Terminal / Splice Number	Connector Part number	Connector Number	Cavity	Seal/Sleeve	Lock 1	Lock 2
SM92#164	18	LTBL	TXL	1661875C1	3525872C1	7205F	G	3568570C1		
PM92#164	18	LTBL	TXL	1661875C1	3525872C1	7205F	G	3568570C1		
SM92#164	18	LTBL	TXL	1661875C1	3525872C1	7205F	G	3568570C1		
PK92#105	18	OR	TXL	1661875C1	3525872C1	7205F	H	3568570C1		
PM92#162	18	YL	TXL	1661875C1	3525872C1	7205F	H	3568570C1		
RS92#105	18	OR	TXL	1661875C1	3525872C1	7205F	H	3568570C1		
SM92#162	18	YL	TXL	1661875C1	3525872C1	7205F	H	3568570C1		
VU92#105	18	OR	TXL	1661875C1	3525872C1	7205F	H	3568570C1		
PM92#162	18	YL	TXL	1661875C1	3525872C1	7205F	H	3568570C1		
SM92#162	18	YL	TXL	1661875C1	3525872C1	7205F	H	3568570C1		
PN92#101	18	LTBL	TXL	1667742C1	3525874C1	7206F	A	3568570C1		
SM92#101	18	LTBL	TXL	1667742C1	3525874C1	7206F	A	3568570C1		
VV92B101	18	LTBL	TXL	1667742C1	3525874C1	7206F	A	3568570C1		
PN92#101	18	LTBL	TXL	1667742C1	3525874C1	7206F	A	3568570C1		
PR92#101	18	LTBL	TXL	1667742C1	3525874C1	7206F	A	3568570C1		
SM92#101	18	LTBL	TXL	1667742C1	3525874C1	7206F	A	3568570C1		
RL92#117	18	LTBL	TXL	1667742C1	3525874C1	7206F	B	3568570C1		
TL92#117	18	LTBL	TXL	1667742C1	3525874C1	7206F	B	3568570C1		
RL92#117	18	LTBL	TXL	1667742C1	3525874C1	7206F	B	3568570C1		
TL92#117	18	LTBL	TXL	1667742C1	3525874C1	7206F	B	3568570C1		
PN92C103	18	YL	TXL	1667742C1	3525874C1	7206F	C	3568570C1		
SN92C103	18	YL	TXL	1667742C1	3525874C1	7206F	C	3568570C1		
VV92C103	18	YL	TXL	1667742C1	3525874C1	7206F	C	3568570C1		
PN92C103	18	YL	TXL	1667742C1	3525874C1	7206F	C	3568570C1		
PR92C103	18	YL	TXL	1667742C1	3525874C1	7206F	C	3568570C1		
SN92C103	18	YL	TXL	1667742C1	3525874C1	7206F	C	3568570C1		
SR92C103	18	YL	TXL	1667742C1	3525874C1	7206F	C	3568570C1		
PM92#143	18	LTBL	TXL	1667742C1	3525874C1	7206F	D	3568570C1		
SM92#143	18	LTBL	TXL	1667742C1	3525874C1	7206F	D	3568570C1		
PM92#143	18	LTBL	TXL	1667742C1	3525874C1	7206F	D	3568570C1		
SM92#143	18	LTBL	TXL	1667742C1	3525874C1	7206F	D	3568570C1		
RL92#142	18	WH	TXL	1667742C1	3525874C1	7206F	E	3568570C1		
TL92#142	18	WH	TXL	1667742C1	3525874C1	7206F	E	3568570C1		
RL92#142	18	WH	TXL	1667742C1	3525874C1	7206F	E	3568570C1		
TL92#142	18	WH	TXL	1667742C1	3525874C1	7206F	E	3568570C1		
RL92#145	18	OR	TXL	1667742C1	3525874C1	7206F	F	3568570C1		
TL92#145	18	OR	TXL	1667742C1	3525874C1	7206F	F	3568570C1		
RL92#145	18	OR	TXL	1667742C1	3525874C1	7206F	F	3568570C1		
TL92#145	18	OR	TXL	1667742C1	3525874C1	7206F	F	3568570C1		
PM92#130	18	YL	TXL	1667742C1	3525874C1	7206F	G	3568570C1		
SM92#130	18	WH	TXL	1667742C1	3525874C1	7206F	G	3568570C1		
PM92#130	18	YL	TXL	1667742C1	3525874C1	7206F	G	3568570C1		
SM92#130	18	WH	TXL	1667742C1	3525874C1	7206F	G	3568570C1		
PM92#123	18	LTGN	TXL	1667742C1	3525874C1	7206F	H	3568570C1		
SM92#123	18	LTGN	TXL	1667742C1	3525874C1	7206F	H	3568570C1		
PM92#123	18	LTGN	TXL	1667742C1	3525874C1	7206F	H	3568570C1		
SM92#123	18	LTGN	TXL	1667742C1	3525874C1	7206F	H	3568570C1		
KR99C	20	PL	TXL	3727971C1	3586750C1	7207F	1	N/A		
KR46A	20	GY	TXL	3727971C1	3586750C1	7207F	2	N/A		
KY46A	20	GY	TXL	3727971C1	3586750C1	7207F	2	N/A		
KR99F	20	PL	TXL	3727971C1	3586750C1	7207F	3	N/A		
KY97XG	20	GY	TXL	3727971C1	3586750C1	7207F	3	N/A		
KR46B	20	GY	TXL	3727971C1	3586750C1	7207F	4	N/A		
KY46B	20	GY	TXL	3727971C1	3586750C1	7207F	4	N/A		

Circuit Number	Gauge	Color	Insulation	Terminal / Splice Number	Connector Part number	Connector Number	Cavity	Seal/Sleeve	Lock 1	Lock 2
KR97AR	20	PL	TXL	3727971C1	3586750C1	7207F	5	N/A		
KY97AR	20	PL	TXL	3727971C1	3586750C1	7207F	5	N/A		
KR97XG	20	GY	TXL	3727971C1	3586750C1	7207F	6	N/A		
KY9B-G	20	GY	TXL	3727971C1	3586750C1	7207F	6	N/A		
AH6C	18	GY	TXL	3518963C1	3586750C1	7207F	7	N/A		
KF97XH	20	PL	TXL	3727971C1	3586750C1	7207F	7	N/A		
AB6C	18	GY	TXL	3518963C1	3586750C1	7207F	8	N/A		
KP6C	18	GY	TXL	3518963C1	3586750C1	7207F	8	N/A		
KY99A	20	PL	TXL	3727971C1	3586750C1	7207F	8	N/A		
KF46C	20	GY	TXL	3727971C1	3586750C1	7207F	9	N/A		
KY97XC	20	TN	TXL	3727971C1	3586750C1	7207F	9	N/A		
KR9B	20	GY	TXL	3727971C1	3586750C1	7207F	10	N/A		
KY99B	20	PL	TXL	3727971C1	3586750C1	7207F	10	N/A		
KR97XC	20	TN	TXL	3727971C1	3586750C1	7207F	11	N/A		
KY99C	20	PL	TXL	3727971C1	3586750C1	7207F	11	N/A		
KR99A	20	PL	TXL	3727971C1	3586750C1	7207F	12	N/A		
KY99F	20	PL	TXL	3727971C1	3586750C1	7207F	12	N/A		
KR46A	20	GY	TXL	3518963C1	3586750C1	7207M	2	N/A		
KR97XG	20	GY	TXL	3518963C1	3586750C1	7207M	3	N/A		
KR46B	20	GY	TXL	3518963C1	3586750C1	7207M	4	N/A		
KR97AR	20	PL	TXL	3518963C1	3586750C1	7207M	5	N/A		
KC9C	20	GY	TXL	3518963C1	3586750C1	7207M	6	N/A		
KP6D	18	TN	TXL	3518963C1	3586750C1	7207M	7	N/A		
KR99A	20	PL	TXL	3518963C1	3586750C1	7207M	8	N/A		
KR97XC	20	TN	TXL	3518963C1	3586750C1	7207M	9	N/A		
KR99B	20	PL	TXL	3518963C1	3586750C1	7207M	10	N/A		
KR99C	20	PL	TXL	3518963C1	3586750C1	7207M	11	N/A		
KR99F	20	PL	TXL	3518963C1	3586750C1	7207M	12	N/A		
VW99C	20	PL	TXL	3727971C1	3586750C1	7208F	1	N/A		
VW46A	20	GY	TXL	3727971C1	3586750C1	7208F	2	N/A		
VW99F	20	PL	TXL	3727971C1	3586750C1	7208F	3	N/A		
VW46B	20	GY	TXL	3727971C1	3586750C1	7208F	4	N/A		
VW97AR	20	PL	TXL	3727971C1	3586750C1	7208F	5	N/A		
VW97XG	20	GY	TXL	3727971C1	3586750C1	7208F	6	N/A		
VW97XH	20	PL	TXL	3727971C1	3586750C1	7208F	7	N/A		
VX6C	18	GY	TXL	3727971C1	3586750C1	7208F	8	N/A		
VW99B	20	GY	TXL	3727971C1	3586750C1	7208F	9	N/A		
VW9B-G	20	GY	TXL	3727971C1	3586750C1	7208F	10	N/A		
VW97XC	20	TN	TXL	3727971C1	3586750C1	7208F	11	N/A		
VW99A	20	PL	TXL	3727971C1	3586750C1	7208F	12	N/A		
PZ92#102	18	TN	TXL	1667742C1	3525874C1	7208M	A	3568570C1		
PZ92A	18	TN	TXL	1667742C1	3525874C1	7208M	B	3568570C1		
PZ92#114	18	TN	TXL	1667742C1	3525874C1	7208M	C	3568570C1		
PZ92#115	18	TN	TXL	1667742C1	3525874C1	7208M	D	3568570C1		
PZ92#116	18	TN	TXL	1667742C1	3525874C1	7208M	E	3568570C1		
VW99C	20	PL	TXL	3727971C1	3586750C1	7209M	1	N/A		
VW46A	20	GY	TXL	3727971C1	3586750C1	7209M	2	N/A		
VW99F	20	PL	TXL	3727971C1	3586750C1	7209M	3	N/A		
VW46B	20	GY	TXL	3727971C1	3586750C1	7209M	4	N/A		
VW97AR	20	PL	TXL	3727971C1	3586750C1	7209M	5	N/A		
VW97XG	20	GY	TXL	3727971C1	3586750C1	7209M	6	N/A		
VW97XH	20	PL	TXL	3727971C1	3586750C1	7209M	7	N/A		
VY6D	18	TN	TXL	3518963C1	3586750C1	7209M	8	N/A		
VW46C	20	GY	TXL	3727971C1	3586750C1	7209M	9	N/A		

Circuit Number	Gauge	Color	Insulation	Terminal / Splice Number	Connector Part number	Connector Number	Cavity	Seal/Sleeve	Lock 1	Lock 2
VX9C	20	GY	TXL	3727971C1	3586750C1	7209M	10	N/A		
VW97XC	20	TN	TXL	3727971C1	3586750C1	7209M	11	N/A		
VW99A	20	PL	TXL	3727971C1	3586750C1	7209M	12	N/A		
PW92#111	18	OR	TXL	3686945C1	3605715C1	7250M	1	N/A		
SW92#111	18	OR	TXL	3686945C1	3605715C1	7250M	1	N/A		
PW92#111	18	OR	150	3686945C1	3605715C1	7250M	1	N/A		
SW92#111	18	OR	150	3686945C1	3605715C1	7250M	1	N/A		
PW92#155	18	WH	TXL	3686945C1	3605715C1	7250M	2	N/A		
SW92#155	18	WH	TXL	3686945C1	3605715C1	7250M	2	N/A		
PW92#155	18	WH	150	3686945C1	3605715C1	7250M	2	N/A		
SW92#155	18	WH	150	3686945C1	3605715C1	7250M	2	N/A		
PW92#177	18	LTGN	TXL	3686945C1	3605715C1	7250M	3	N/A		
SW92#177	18	LTGN	TXL	3686945C1	3605715C1	7250M	3	N/A		
PW92#177	18	LTGN	150	3686945C1	3605715C1	7250M	3	N/A		
SW92#177	18	LTGN	150	3686945C1	3605715C1	7250M	3	N/A		
PW92#136	18	OR	TXL	3686945C1	3605715C1	7250M	4	N/A		
SW92#136	18	OR	TXL	3686945C1	3605715C1	7250M	4	N/A		
PW92#136	18	OR	150	3686945C1	3605715C1	7250M	4	N/A		
SW92#136	18	OR	150	3686945C1	3605715C1	7250M	4	N/A		
PW92#152	18	LTGN	TXL	3686945C1	3605715C1	7250M	5	N/A		
SW92#152	18	LTGN	TXL	3686945C1	3605715C1	7250M	5	N/A		
PW92#152	18	LTGN	150	3686945C1	3605715C1	7250M	5	N/A		
SW92#152	18	LTGN	150	3686945C1	3605715C1	7250M	5	N/A		
PW92#171	18	YL	TXL	3686945C1	3605715C1	7250M	6	N/A		
SW92#171	18	YL	TXL	3686945C1	3605715C1	7250M	6	N/A		
PW92#171	18	YL	150	3686945C1	3605715C1	7250M	6	N/A		
SW92#171	18	YL	150	3686945C1	3605715C1	7250M	6	N/A		
PW92#174	18	LTBL	TXL	3686945C1	3605715C1	7250M	8	N/A		
SW92#174	18	LTBL	TXL	3686945C1	3605715C1	7250M	8	N/A		
PW92#174	18	LTBL	150	3686945C1	3605715C1	7250M	8	N/A		
SW92#174	18	LTBL	150	3686945C1	3605715C1	7250M	8	N/A		
PW92#133	18	YL	TXL	3686945C1	3605715C1	7250M	9	N/A		
SW92#133	18	YL	TXL	3686945C1	3605715C1	7250M	9	N/A		
PW92#133	18	YL	150	3686945C1	3605715C1	7250M	9	N/A		
SW92#133	18	YL	150	3686945C1	3605715C1	7250M	9	N/A		
PW92#151	18	WH	TXL	3686945C1	3605715C1	7250M	10	N/A		
SW92#151	18	WH	TXL	3686945C1	3605715C1	7250M	10	N/A		
PW92#151	18	WH	150	3686945C1	3605715C1	7250M	10	N/A		
SW92#151	18	WH	150	3686945C1	3605715C1	7250M	10	N/A		
PT92#131	18	YL	TXL	3686945C1	3605715C1	7250M	11	N/A		
ST92#131	18	YL	TXL	3686945C1	3605715C1	7250M	11	N/A		
PR92B131	18	YL	150	3686945C1	3605715C1	7250M	11	N/A		
PT92#131	18	YL	150	3686945C1	3605715C1	7250M	11	N/A		
SR92B131	18	YL	150	3686945C1	3605715C1	7250M	11	N/A		
ST92#131	18	YL	150	3686945C1	3605715C1	7250M	11	N/A		
PW92#137	18	WH	TXL	3686945C1	3605715C1	7250M	12	N/A		
SW92#137	18	WH	TXL	3686945C1	3605715C1	7250M	12	N/A		
PW92#137	18	WH	150	3686945C1	3605715C1	7250M	12	N/A		
SW92#137	18	WH	150	3686945C1	3605715C1	7250M	12	N/A		
PW92#180	18	OR	TXL	3686945C1	3605715C1	7250M	13	N/A		
SW92#180	18	OR	TXL	3686945C1	3605715C1	7250M	13	N/A		
PB92#180	18	OR	150	3686945C1	3605715C1	7250M	13	N/A		
SA92#180	18	OR	150	3686945C1	3605715C1	7250M	13	N/A		
PW92A120	18	LTBL	TXL	3686945C1	3605715C1	7250M	14	N/A		

Circuit Number	Gauge	Color	Insulation	Terminal / Splice Number	Connector Part number	Connector Number	Cavity	Seal/Sleeve	Lock 1	Lock 2
SW92A120	18	LTBL	TXL	3686945C1	3605715C1	7250M	14	N/A		
PB92A120	18	LTBL	150	3686945C1	3605715C1	7250M	14	N/A		
SA92A120	18	LTBL	150	3686945C1	3605715C1	7250M	14	N/A		
PW92#116	18	LTBL	TXL	3686945C1	3605715C1	7250M	15	N/A		
SW92#116	18	LTBL	TXL	3686945C1	3605715C1	7250M	15	N/A		
PW92#116	18	LTBL	150	3686945C1	3605715C1	7250M	15	N/A		
SW92#116	18	LTBL	150	3686945C1	3605715C1	7250M	15	N/A		
PT92A112	18	PK	TXL	3686945C1	3605715C1	7250M	16	N/A		
ST92A112	18	PK	TXL	3686945C1	3605715C1	7250M	16	N/A		
PR92C112	18	PK	150	3686945C1	3605715C1	7250M	16	N/A		
PT92A112	18	PK	150	3686945C1	3605715C1	7250M	16	N/A		
SR92C112	18	PK	150	3686945C1	3605715C1	7250M	16	N/A		
ST92A112	18	PK	150	3686945C1	3605715C1	7250M	16	N/A		
PW92#118	18	GY	TXL	3686945C1	3605715C1	7250M	17	N/A		
SW92#118	18	GY	TXL	3686945C1	3605715C1	7250M	17	N/A		
PW92#118	18	GY	150	3686945C1	3605715C1	7250M	17	N/A		
SW92#118	18	GY	150	3686945C1	3605715C1	7250M	17	N/A		
PW31#154	18	TN	TXL	3686945C1	3605715C1	7250M	18	N/A		
SW31#154	18	TN	TXL	3686945C1	3605715C1	7250M	18	N/A		
PW31#154	18	TN	150	3686945C1	3605715C1	7250M	18	N/A		
SW31#154	18	TN	150	3686945C1	3605715C1	7250M	18	N/A		
PT92#158	18	LTGN	TXL	3686945C1	3605715C1	7250M	19	N/A		
ST92#158	18	LTGN	TXL	3686945C1	3605715C1	7250M	19	N/A		
PR92B158	18	LTGN	150	3686945C1	3605715C1	7250M	19	N/A		
PT92#158	18	LTGN	150	3686945C1	3605715C1	7250M	19	N/A		
SR92B158	18	LTGN	150	3686945C1	3605715C1	7250M	19	N/A		
ST92#158	18	LTGN	150	3686945C1	3605715C1	7250M	19	N/A		
PW92#176	18	YL	TXL	3686945C1	3605715C1	7250M	20	N/A		
SW92#176	18	YL	TXL	3686945C1	3605715C1	7250M	20	N/A		
PW92#176	18	YL	150	3686945C1	3605715C1	7250M	20	N/A		
SW92#176	18	YL	150	3686945C1	3605715C1	7250M	20	N/A		
MJ71A	18	OR	150	3758251C1	1661778C1	7500M	A	3568570C1		
MJ71A	18	OR	150	3594831C1	1661778C1	7500M	A	3568570C1		
MJ71B	18	TN	150	3758251C1	1661778C1	7500M	B	3568570C1		
MJ71B	18	TN	150	3594831C1	1661778C1	7500M	B	3568570C1		
KH71	16	OR	TXL	3594831C1	1661778C1	7500W	A	1661872C1		
KH71A	16	OR	TXL	3594831C1	1661778C1	7500W	B	1661872C1		
PH92#160	18	YL	TXL	3554322C1	3610533C1	7600M	A	3554318C1		
PV92#160	18	YL	TXL	3554322C1	3610533C1	7600M	A	3554318C1		
PH92#140	18	LTGN	TXL	3554322C1	3610533C1	7600M	B	3554318C1		
PV92#140	18	LTGN	TXL	3554322C1	3610533C1	7600M	B	3554318C1		
PW48#159	18	TN	150	3554322C1	3610533C1	7603M	A	3554318C1		
SW48#159	18	TN	150	3554322C1	3610533C1	7603M	A	3554318C1		
PB48#159	18	TN	150	3554322C1	3610533C1	7603M	A	3554318C1		
SA48#159	18	TN	150	3554322C1	3610533C1	7603M	A	3554318C1		
PW48#139	18	OR	150	3554322C1	3610533C1	7603M	B	3554318C1		
SW48#139	18	OR	150	3554322C1	3610533C1	7603M	B	3554318C1		
PB48#139	18	OR	150	3554322C1	3610533C1	7603M	B	3554318C1		
SA48#139	18	OR	150	3554322C1	3610533C1	7603M	B	3554318C1		
PH92#159	18	TN	TXL	3554322C1	3594124C91	7604M	A	3554318C1		
PV92#159	18	TN	TXL	3554322C1	3594124C91	7604M	A	3554318C1		
PH92#139	18	OR	TXL	3554322C1	3594124C91	7604M	B	3554318C1		
PV92#139	18	OR	TXL	3554322C1	3594124C91	7604M	B	3554318C1		
PW47#160	18	YL	150	3554322C1	3610533C1	7605M	A	3554318C1		

Circuit Number	Gauge	Color	Insulation	Terminal / Splice Number	Connector Part number	Connector Number	Cavity	Seal/Sleeve	Lock 1	Lock 2
SW47#160	18	YL	150	3554322C1	3610533C1	7605M	A	3554318C1		
PW47#160	18	YL	TXL	3554322C1	3610533C1	7605M	A	3554318C1		
SW47#160	18	YL	TXL	3554322C1	3610533C1	7605M	A	3554318C1		
PW47#140	18	LTGN	150	3554322C1	3610533C1	7605M	B	3554318C1		
SW47#140	18	LTGN	150	3554322C1	3610533C1	7605M	B	3554318C1		
PW47#140	18	LTGN	TXL	3554322C1	3610533C1	7605M	B	3554318C1		
SW47#140	18	LTGN	TXL	3554322C1	3610533C1	7605M	B	3554318C1		
PH92#180	18	OR	TXL	3554322C1	3594124C91	7607M	A	3554318C1		
PV92#180	18	OR	TXL	3554322C1	3594124C91	7607M	A	3554318C1		
PH92#120	18	LTBL	TXL	3554322C1	3594124C91	7607M	B	3554318C1		
PV92#120	18	LTBL	TXL	3554322C1	3594124C91	7607M	B	3554318C1		
KJ31	18	TN	TXL	3536865C1	3536864C1	7700A	1	3536867C1		
KJ31R	18	GY	GXL	3536865C1	3536864C1	7700A	2	3536868C1		
KG31	18	TN	TXL	3536865C1	3536864C1	7700L	1	3536867C1		
KG31R	18	GY	GXL	3536865C1	3536864C1	7700L	2	3536868C1		
CA31B	18	TN	150	3536865C1	3536864C1	7700M	1	3536867C1		
CA9T	18	GY	150	3536865C1	3536864C1	7700M	2	3536867C1		
KW5B(+)	18	YL	TXL	3683464C1	3683465C1	7801A	A	3535424C1		
KW5B(+)	18	YL	TXL	3683464C1	3683465C1	7801A	A	3535424C1		
KW5B(-)	18	GN	TXL	3683464C1	3683465C1	7801A	B	3535424C1		
KW5B(-)	18	GN	TXL	3683464C1	3683465C1	7801A	B	3535424C1		
NC5F(+)	18	YL	TXL	3683464C1	3683465C1	7801B	A	3535424C1		
PB5D(+)	18	YL	TXL	3683464C1	3683465C1	7801B	A	3535424C1		
PC5D(+)	18	YL	TXL	3683464C1	3683465C1	7801B	A	3535424C1		
P55C(+)	18	YL	TXL	3683464C1	3683465C1	7801B	A	3535424C1		
RT5D(+)	18	YL	TXL	3683464C1	3683465C1	7801B	A	3535424C1		
NC5F(-)	18	GN	TXL	3683464C1	3683465C1	7801B	B	3535424C1		
PB5D(-)	18	GN	TXL	3683464C1	3683465C1	7801B	B	3535424C1		
PC5D(-)	18	GN	TXL	3683464C1	3683465C1	7801B	B	3535424C1		
P55C(-)	18	GN	TXL	3683464C1	3683465C1	7801B	B	3535424C1		
RT5D(-)	18	GN	TXL	3683464C1	3683465C1	7801B	B	3535424C1		
SB5D(+)	18	YL	TXL	3683464C1	3683465C1	7801M	A	3535424C1		
KX5B(+)	18	YL	TXL	3683464C1	3683465C1	7801M	A	3535424C1		
PC5A(+)	18	YL	TXL	3683464C1	3683465C1	7801M	A	3535424C1		
SB5C(+)	18	YL	TXL	3683464C1	3683465C1	7801M	A	3535424C1		
SB5D(-)	18	GN	TXL	3683464C1	3683465C1	7801M	B	3535424C1		
KX5B(-)	18	GN	TXL	3683464C1	3683465C1	7801M	B	3535424C1		
PC5A(-)	18	GN	TXL	3683464C1	3683465C1	7801M	B	3535424C1		
SB5C(-)	18	GN	TXL	3683464C1	3683465C1	7801M	B	3535424C1		
UB92#134A	18	TN	TXL	3544884C1	4064551C1	7900F	B	N/A		
UK92C	18	TN	TXL	3544884C1	4064551C1	7900F	B	N/A		
UE92	18	TN	TXL	3544884C1	4064551C1	7900F	C	N/A		
UE92AA	18	GY	TXL	3544884C1	4064551C1	7900F	D	N/A		
9B5J(+)	18	YL	TXL	3544884C1	4064551C1	7900F	E	N/A		
9M5J(+)	18	YL	TXL	3544884C1	4064551C1	7900F	E	N/A		
9N5J(+)	18	YL	TXL	3544884C1	4064551C1	7900F	E	N/A		
GG5J(+)	18	YL	TXL	3544884C1	4064551C1	7900F	E	N/A		
GJ5J(+)	18	YL	TXL	3544884C1	4064551C1	7900F	E	N/A		
GL5J(+)	18	YL	TXL	3544884C1	4064551C1	7900F	E	N/A		
GN5J(+)	18	YL	TXL	3544884C1	4064551C1	7900F	E	N/A		
GP5J(+)	18	YL	TXL	3544884C1	4064551C1	7900F	E	N/A		
GT5J(+)	18	YL	TXL	3544884C1	4064551C1	7900F	E	N/A		
9B5J(-)	18	GN	TXL	3544884C1	4064551C1	7900F	F	N/A		
9M5J(-)	18	GN	TXL	3544884C1	4064551C1	7900F	F	N/A		

Circuit Number	Gauge	Color	Insulation	Terminal / Splice Number	Connector Part number	Connector Number	Cavity	Seal/Sleeve	Lock 1	Lock 2
9N5J(-)	18	GN	TXL	3544884C1	4064551C1	7900F	F	N/A		
GG5J(-)	18	GN	TXL	3544884C1	4064551C1	7900F	F	N/A		
GJ5J(-)	18	GN	TXL	3544884C1	4064551C1	7900F	F	N/A		
GL5J(-)	18	GN	TXL	3544884C1	4064551C1	7900F	F	N/A		
GN5J(-)	18	GN	TXL	3544884C1	4064551C1	7900F	F	N/A		
GP5J(-)	18	GN	TXL	3544884C1	4064551C1	7900F	F	N/A		
GT5J(-)	18	GN	TXL	3544884C1	4064551C1	7900F	F	N/A		
UC92DC	18	TN	TXL	3544884C1	4064551C1	7900F	G	N/A		
UC92-GAH	18	WH	TXL	3544884C1	4064551C1	7900F	H	N/A		
BD92#134	18	TN	TXL	3544886C1	4064552C1	7900M	B	N/A		
BD92	18	TN	TXL	3544886C1	4064552C1	7900M	C	N/A		
BD9ZA	18	GY	TXL	3544886C1	4064552C1	7900M	D	N/A		
BD5FA(+)	18	YL	TXL	3544886C1	4064552C1	7900M	E	N/A		
BD5FA(-)	18	GN	TXL	3544886C1	4064552C1	7900M	F	N/A		
BD62DC	18	DKBL	TXL	3544886C1	4064552C1	7900M	G	N/A		
BD92-GAH	18	WH	TXL	3544886C1	4064552C1	7900M	H	N/A		
MV52D	14	YL	GXL	2033816C1	1661375C2	8000A	A	589391C1		
RA11-GA	14	WH	GXL	2033816C1	1661375C2	8000A	B	589391C1		
RB11-GA	14	WH	GXL	2033816C1	1661375C2	8000A	B	589391C1		
MV53B	14	YL	GXL	2033816C1	1661375C2	8000A	C	589391C1		
MV57B	16	OR	TXL	2033819C1	1661375C2	8000A	D	1652325C1		
MV54D	14	BN	GXL	2033816C1	1661375C2	8000A	E	589391C1		
SM64B	16	YL	TXL	4080004C1	6131286C1	8200A	1	4080000C1		
SM64-GB	16	WH	TXL	4080004C1	6131286C1	8200A	2	4080000C1		
MX64B	16	YL	GXL	587577C1	587567C91	8200A	A	1652325C1		
MX64-GB	16	WH	GXL	587577C1	587567C91	8200A	B	1652325C1		
TC64B	16	YL	TXL	4080004C1	6131286C1	8200C	1	4080000C1		
TC64-GB	16	WH	TXL	4080004C1	6131286C1	8200C	2	4080000C1		
TD64B	16	YL	TXL	4080004C1	6131286C1	8200D	1	4080000C1		
TD64-GB	16	WH	TXL	4080004C1	6131286C1	8200D	2	4080000C1		
TE64A	16	YL	TXL	4080004C1	6131286C1	8201A	1	4080000C1		
SM64A	16	YL	TXL	4080004C1	6131286C1	8201A	1	4080000C1		
TE64-GA	16	WH	TXL	4080004C1	6131286C1	8201A	2	4080000C1		
SM64-GA	16	WH	TXL	4080004C1	6131286C1	8201A	2	4080000C1		
ME94C	18	GY	GXL	1680205C1	3757487C1	8502A	1	N/A		
ME94C	18	GY	GXL	3757932C1	3757487C1	8502A	1	N/A		
ME94D	18	GY	GXL	1680205C1	3757487C1	8502A	2	N/A		
ME94D	18	GY	GXL	3757932C1	3757487C1	8502A	2	N/A		
ME94E	18	GY	GXL	1680205C1	3757487C1	8503A	1	N/A		
ME94E	18	GY	GXL	3757932C1	3757487C1	8503A	1	N/A		
ME94F	18	GY	GXL	1680205C1	3757487C1	8503A	2	N/A		
ME94F	18	GY	GXL	3572625C1	3757487C1	8503A	2	N/A		
NE94AC	18	GY	TXL	6111842C1	6111844C1	8506A	1	6111843C1		
MH94AC	18	GY	TXL	6111842C1	6111844C1	8506A	1	6111843C1		
NE94AD	18	GY	TXL	6111842C1	6111844C1	8506A	2	6111843C1		
MH94AD	18	GY	TXL	6111842C1	6111844C1	8506A	2	6111843C1		
NE94AE	18	GY	TXL	6111842C1	6111844C1	8507A	1	6111843C1		
MH94AE	18	GY	TXL	6111842C1	6111844C1	8507A	1	6111843C1		
NE94AF	18	GY	TXL	6111842C1	6111844C1	8507A	2	6111843C1		
MH94AF	18	GY	TXL	6111842C1	6111844C1	8507A	2	6111843C1		
NE94AL	14	GY	TXL	3679224C1	3919376C1	8508A	1	3601687C1		
MH94AL	14	GY	TXL	3679224C1	3919376C1	8508A	1	3601687C1		
NE94AA	14	GY	TXL	3679224C1	3919376C1	8508A	2	3601687C1		
MH94AA	14	GY	TXL	3679224C1	3919376C1	8508A	2	3601687C1		

Circuit Number	Gauge	Color	Insulation	Terminal / Splice Number	Connector Part number	Connector Number	Cavity	Seal/Sleeve	Lock 1	Lock 2
NE94AB	14	GY	TXL	3679224C1	3919376C1	8508A	3	3601687C1		
MH94AB	14	GY	TXL	3679224C1	3919376C1	8508A	3	3601687C1		
NE94AH	14	GY	TXL	3679224C1	3919376C1	8509A	1	3601687C1	1661263C1	
MH94AK	14	GY	TXL	3679224C1	3919376C1	8509A	1	3601687C1		
NE94AJ	14	GY	TXL	3679224C1	3919376C1	8509A	2	3601687C1	1661376C1	
MH94AJ	14	GY	TXL	3679224C1	3919376C1	8509A	2	3601687C1		
NE94AK	14	GY	TXL	3679224C1	3919376C1	8509A	3	3601687C1	1661890C1	
MH94AH	14	GY	TXL	3679224C1	3919376C1	8509A	3	3601687C1		
KB01DAL	10	BK	TXL	3517818C1	6099041C1	8884A	1	N/A		
VQ04DAL	14	RD	TXL	2034788C1	6099041C1	8884A	4	N/A		
KB05DAL	12	WH	GXL	2034788C1	6099041C1	8884A	5	N/A		
KB06DAL	12	RD	TXL	3841697C1	6099041C1	8884A	6	N/A		
KB07DAL	12	GY	TXL	3841697C1	6099041C1	8884A	7	N/A		
KB08DAL	12	DKBL	GXL	3841697C1	6099041C1	8884A	8	N/A		
KB09DAL	14	WH	TXL	2034788C1	6099041C1	8884A	9	N/A		
KB10DAL	14	WH	TXL	2034788C1	6099041C1	8884A	10	N/A		
KB11DAL	14	WH	TXL	2034788C1	6099041C1	8884A	11	N/A		
KB5AL(+)	18	YL	TXL	3754236C1	6099041C1	8884A	12	N/A		
KB5AL(-)	18	GN	TXL	3754236C1	6099041C1	8884A	13	N/A		
KB14DAL	14	WH	TXL	2034788C1	6099041C1	8884A	14	N/A		
KB15DAL	14	WH	TXL	2034788C1	6099041C1	8884A	15	N/A		
DD13A	14	GY	TXL	500397C1	6099045C1	8884B	1	N/A		
DH13	14	GY	TXL	500397C1	6099045C1	8884B	1	N/A		
DD13FAL	14	BN	GXL	500397C1	6099045C1	8884B	2	N/A		
DH13A	14	GY	TXL	500397C1	6099045C1	8884B	2	N/A		
EK149	14	GY	TXL	500397C1	6099045C1	8884B	3	N/A		
EK149A	14	GY	TXL	500397C1	6099045C1	8884B	4	N/A		
KB5EAL	18	LTGN	TXL	3754236C1	6099045C1	8884B	5	N/A		
KB6EAL	18	BK	TXL	3754236C1	6099045C1	8884B	6	N/A		
KB07EAL	18	GY	TXL	3754236C1	6099045C1	8884B	7	N/A		
KB08EAL	18	VT	TXL	3754236C1	6099045C1	8884B	8	N/A		
KB09EAL	18	YL	TXL	3754236C1	6099045C1	8884B	9	N/A		
KB10EAL	18	YL	TXL	3754236C1	6099045C1	8884B	10	N/A		
KB11EAL	18	OR	TXL	3754236C1	6099045C1	8884B	11	N/A		
KB12EAL	18	OR	TXL	3754236C1	6099045C1	8884B	12	N/A		
KB13EAL	18	PK	TXL	3754236C1	6099045C1	8884B	13	N/A		
KB14EAL	18	BK	TXL	3754236C1	6099045C1	8884B	14	N/A		
KB15EAL	18	LTGN	TXL	3754236C1	6099045C1	8884B	15	N/A		
KB16EAL	18	DKBL	TXL	3754236C1	6099045C1	8884B	16	N/A		
KB17EAL	18	VT	TXL	3754236C1	6099045C1	8884B	17	N/A		
KB18EAL	18	RD	TXL	3518961C1	6099045C1	8884B	18	N/A		
KB19EAL	18	TN	TXL	3754236C1	6099045C1	8884B	19	N/A		
KB20EAL	18	LTGN	TXL	3518961C1	6099045C1	8884B	20	N/A		
LD149AB	18	GY	TXL	3754236C1	6099045C1	8884B	21	N/A		
LE149AB	18	GY	TXL	3754236C1	6099045C1	8884B	21	N/A		
KB22EAL	18	WH	TXL	3754236C1	6099045C1	8884B	22	N/A		
KB23EAL	18	RD	TXL	3518961C1	6099045C1	8884B	23	N/A		
WE24EAL	18	BK	TXL	3518961C1	6099045C1	8884B	24	N/A		
XX24EAL	18	BN	TXL	3518961C1	6099045C1	8884B	24	N/A		
KB25EAL	18	WH	TXL	3754236C1	6099045C1	8884B	25	N/A		
KB26EAL	18	RD	TXL	3754236C1	6099045C1	8884B	26	N/A		
KB27EAL	18	BN	TXL	3518961C1	6099045C1	8884B	27	N/A		
KB28EAL	18	BN	TXL	3754236C1	6099045C1	8884B	28	N/A		
KB29EAL	18	BN	TXL	3518961C1	6099045C1	8884B	29	N/A		

Circuit Number	Gauge	Color	Insulation	Terminal / Splice Number	Connector Part number	Connector Number	Cavity	Seal/Sleeve	Lock 1	Lock 2
KB62EAL	18	BK	TXL	3757932C1	6099042C1	8884C	A	N/A		
KB22EAL	18	WH	TXL	3757932C1	6099042C1	8884C	B	N/A		
KB23EAL	18	RD	TXL	3757932C1	6099042C1	8884C	C	N/A		
KB27EAL	18	BN	TXL	3757932C1	6099042C1	8884C	D	N/A		
KB29EAL	18	BN	TXL	3757932C1	6099042C1	8884C	E	N/A		
KB16EAL	18	DKBL	TXL	3757932C1	6099042C1	8884C	F	N/A		
KB15EAL	18	LTGN	TXL	3757932C1	6099042C1	8884C	G	N/A		
KB14EAL	18	BK	TXL	3757932C1	6099042C1	8884C	H	N/A		
KB13EAL	18	PK	TXL	3757932C1	6099042C1	8884C	J	N/A		
KB12EAL	18	OR	TXL	3757932C1	6099042C1	8884C	K	N/A		
KB11EAL	18	OR	TXL	3757932C1	6099042C1	8884C	L	N/A		
KB10EAL	18	YL	TXL	3757932C1	6099042C1	8884C	M	N/A		
KB09EAL	18	YL	TXL	3757932C1	6099042C1	8884C	N	N/A		
KB08EAL	18	VT	TXL	3757932C1	6099042C1	8884C	O	N/A		
KB07EAL	18	GY	TXL	3757932C1	6099042C1	8884C	P	N/A		
KB6EAL	18	BK	TXL	3757932C1	6099042C1	8884C	Q	N/A		
KB5EAL	18	LTGN	TXL	3757932C1	6099042C1	8884C	R	N/A		
KB20EAL	18	LTGN	TXL	3757932C1	6099042C1	8884C	S	N/A		
KB19EAL	18	TN	TXL	3757932C1	6099042C1	8884C	T	N/A		
KB18EAL	18	RD	TXL	3757932C1	6099042C1	8884C	U	N/A		
KB17EAL	18	VT	TXL	3757932C1	6099042C1	8884C	V	N/A		
KB26EAL	18	RD	TXL	3757932C1	6099042C1	8884C	W	N/A		
KB5CCB(+)	18	YL	TXL	3754236C1	3602454C1	8884D	A	N/A		
KB5CCB(-)	18	GN	TXL	3754236C1	3602454C1	8884D	B	N/A		
KB01DAL	10	BK	TXL	3841698C1	4095571C1	8884E	1	N/A		
KB08DAL	12	DKBL	GXL	3841697C1	4095571C1	8884E	2	N/A		
VQ042DAL	12	OR	GXL	3841697C1	4095571C1	8884E	3	N/A		
KB05DAL	12	WH	GXL	3841697C1	4095571C1	8884E	4	N/A		
KB15DAL	14	WH	TXL	2034787C1	3754532C1	8884F	3	N/A		
KB25EAL	18	WH	TXL	3757932C1	3754532C1	8884F	4	N/A		
KB28EAL	18	BN	TXL	3757932C1	3754532C1	8884F	5	N/A		
KB06DAL	12	RD	TXL	500398C1	3754532C1	8884F	8	N/A		
KB07DAL	12	GY	TXL	500398C1	3754532C1	8884F	10	N/A		
KB09DAL	14	WH	TXL	500398C1	3754532C1	8884F	12	N/A		
KB10DAL	14	WH	TXL	500398C1	3754532C1	8884F	14	N/A		
KB11DAL	14	WH	TXL	500398C1	3754532C1	8884F	16	N/A		
KB14DAL	14	WH	TXL	500398C1	3754532C1	8884F	18	N/A		
KB5CCC(+)	18	YL	TXL	3754236C1	3602454C1	8884G	A	N/A		
KB5CCC(-)	18	GN	TXL	3754236C1	3602454C1	8884G	B	N/A		
KB62D1	18	BK	TXL	3754236C1	6099043C1	8884M	A	N/A		
KB22D2	18	WH	TXL	3754236C1	6099043C1	8884M	B	N/A		
KB23D3	18	RD	TXL	3754236C1	6099043C1	8884M	C	N/A		
KB27D4	18	BN	TXL	3754236C1	6099043C1	8884M	D	N/A		
KB29D5	18	BN	TXL	3754236C1	6099043C1	8884M	E	N/A		
KB16D6	18	DKBL	TXL	3754236C1	6099043C1	8884M	F	N/A		
KB15D7	18	LTGN	TXL	3754236C1	6099043C1	8884M	G	N/A		
KB14D8	18	BK	TXL	3754236C1	6099043C1	8884M	H	N/A		
KB13D9	18	PK	TXL	3754236C1	6099043C1	8884M	J	N/A		
KB12D10	18	OR	TXL	3754236C1	6099043C1	8884M	K	N/A		
KB11D11	18	OR	TXL	3754236C1	6099043C1	8884M	L	N/A		
KB10D12	18	YL	TXL	3754236C1	6099043C1	8884M	M	N/A		
KB09D13	18	YL	TXL	3754236C1	6099043C1	8884M	N	N/A		
KB08D14	18	VT	TXL	3754236C1	6099043C1	8884M	O	N/A		
KB07D15	18	GY	TXL	3754236C1	6099043C1	8884M	P	N/A		

Circuit Number	Gauge	Color	Insulation	Terminal / Splice Number	Connector Part number	Connector Number	Cavity	Seal/Sleeve	Lock 1	Lock 2
KB6D16	18	BK	TXL	3754236C1	6099043C1	8884M	Q	N/A		
KB5D17	18	LTGN	TXL	3754236C1	6099043C1	8884M	R	N/A		
KB20D18	18	LTGN	TXL	3754236C1	6099043C1	8884M	S	N/A		
KB19D19	18	TN	TXL	3754236C1	6099043C1	8884M	T	N/A		
KB18D20	18	RD	TXL	3754236C1	6099043C1	8884M	U	N/A		
KB17D21	18	VT	TXL	3754236C1	6099043C1	8884M	V	N/A		
KB26D22	18	RD	TXL	3754236C1	6099043C1	8884M	W	N/A		
AL9AL	18	GY	GXL	3626031C1	3838727C1	8885A	2	N/A		
AL8AL	18	GY	GXL	3626031C1	3838727C1	8885A	4	N/A		
AL21AL	18	GY	GXL	3626031C1	3838727C1	8885A	5	N/A		
AL7AL	18	GY	GXL	3626031C1	3838727C1	8885A	6	N/A		
AL6AL	18	GY	GXL	3626031C1	3838727C1	8885A	7	N/A		
AL5AL	18	GY	GXL	3626031C1	3838727C1	8885A	8	N/A		
AL23AL	18	GY	TXL	3626031C1	3838727C1	8885A	9	N/A		
AL20AL	18	GY	TXL	3626031C1	3838727C1	8885A	11	N/A		
AL24AL	18	GY	TXL	3626031C1	3838727C1	8885A	12	N/A		
NR39A	18	GY	GXL	2033819C1	1671610C1	9002C	A	1652325C1		
NR39-GF	18	WH	GXL	2033819C1	1671610C1	9002C	B	1652325C1		
PK39A	18	GY	GXL	2033819C1	1671610C1	9003A	A	1652325C1		
PK39-GF	18	WH	GXL	2033819C1	1671610C1	9003A	B	1652325C1	2039342C1	
PG39A	18	GY	GXL	2033819C1	1671610C1	9003K	A	1652325C1		
PG39-GF	18	WH	GXL	2033819C1	1671610C1	9003K	B	1652325C1		
TC39A	18	GY	GXL	2033819C1	1671610C1	9003L	A	1652325C1		
TC39-GF	18	WH	GXL	2033819C1	1671610C1	9003L	B	1652325C1		
DC36B	18	TN	GXL	1661875C1	1661778C1	9100A	A	1661872C1	3540454C1	3551897C1
DC9A	18	GY	GXL	1661875C1	1661778C1	9100A	B	1661872C1	3558056C1	
RF36A	18	TN	GXL	1661875C1	1661778C1	9101A	A	1661872C1		
RF36A	18	TN	GXL	1661875C1	1661778C1	9101A	A	1661872C1		
RF9B	18	GY	GXL	1661875C1	1661778C1	9101A	B	1661872C1		
RF9B	18	GY	GXL	1661875C1	1661778C1	9101A	B	1661872C1		
PN19	16	GY	GXL	587577C1	587567C91	9108B	A	1652325C1		
PN19-G	16	WH	TXL	587577C1	587567C91	9108B	B	1652325C1		
PX19	16	GY	GXL	587577C1	587567C91	9108C	A	1652325C1		
PX19-G	16	WH	TXL	587577C1	587567C91	9108C	B	1652325C1		
RA14-G	12	WH	TXL	2033912C1	1669834C1	9263F	A	589391C1		
RA14A	12	RD	TXL	2033816C1	1664531C1	9264M	A	589391C1		
RA14A	12	RD	TXL	2033816C1	1664531C1	9264M	A	589391C1		
RB71	14	OR	GXL	2033816C1	1661375C2	9303A	A	589391C1		
RB56	14	OR	GXL	2033816C1	1661375C2	9303A	B	589391C1		
RB57	14	OR	GXL	2033816C1	1661375C2	9303A	C	589391C1		
RB68	14	BN	GXL	2033816C1	1661375C2	9303A	D	589391C1		
RB10-G	12	WH	TXL	2033816C1	1661375C2	9303A	E	589391C1		
AF71	14	OR	GXL	587574C91	587574C91	9303D	A	589391C1		
AF56	14	OR	GXL	587575C1	587574C91	9303D	B	589391C1		
AF57	14	OR	GXL	587575C1	587574C91	9303D	C	589391C1		
AF68	14	BN	GXL	587575C1	587574C91	9303D	D	589391C1		
AF70	14	OR	GXL	587575C1	587574C91	9303D	E	589391C1		
AF11-GTL	12	WH	TXL	1673747C1	587574C91	9303D	F	589391C1		
AD94P	16	GY	GXL	1680205C1	3539777C1	9501A	1	N/A		
AD94Q	16	GY	GXL	1680205C1	3539777C1	9501A	2	N/A		
AE94LA	16	GY	GXL	2033819C1	1686834C1	9502A	A	1652325C1		
AE94LB	16	GY	GXL	2033819C1	1686834C1	9502A	B	1652325C1		
AE94LC	16	GY	GXL	2033819C1	1686834C1	9502A	C	1652325C1		
AD94R	16	GY	GXL	1680205C1	3539777C1	9503A	1	N/A		

Circuit Number	Gauge	Color	Insulation	Terminal / Splice Number	Connector Part number	Connector Number	Cavity	Seal/Sleeve	Lock 1	Lock 2
AD94S	16	GY	GXL	1680205C1	3539777C1	9503A	2	N/A		
AE94RJ	16	GY	GXL	2033819C1	1686834C1	9504A	A	1652325C1		
AE94RK	16	GY	GXL	2033819C1	1686834C1	9504A	B	1652325C1		
AE94RL	16	GY	GXL	2033819C1	1686834C1	9504A	C	1652325C1		
TC94SZC	16	GY	TXL	1651943C1	1678137C1	9510A	A	UNDEF		
TC94SVC	16	GY	TXL	1651943C1	1678137C1	9510A	B	UNDEF		
TC94SH	16	GY	TXL	1651943C1	1678137C1	9510A	C	UNDEF		
TD94SZC	16	GY	TXL	1651943C1	1678137C1	9510B	A	UNDEF		
TD94SVC	16	GY	TXL	1651943C1	1678137C1	9510B	B	UNDEF		
TD94SH	16	GY	TXL	1651943C1	1678137C1	9510B	C	UNDEF		
TF94SZC	16	GY	TXL	1651943C1	1678137C1	9510C	A	UNDEF		
TF94SVC	16	GY	TXL	1651943C1	1678137C1	9510C	B	UNDEF		
TF94SH	16	GY	TXL	1651943C1	1678137C1	9510C	C	UNDEF		
TK94SZC	16	GY	TXL	1651943C1	1678137C1	9510D	A	UNDEF		
TK94SVC	16	GY	TXL	1651943C1	1678137C1	9510D	B	UNDEF		
TK94SH	16	GY	TXL	1651943C1	1678137C1	9510D	C	UNDEF		
XA94SZC	18	GY	GXL	1667742C1	1667740C1	9510H	A	1661872C1		
XA94SVC	18	GY	GXL	1667742C1	1667740C1	9510H	B	1661872C1	3606532C1	
XA94SH	18	GY	GXL	1667742C1	1667740C1	9510H	C	1661872C1	3606525C1	
TC94SZC	16	GY	TXL	1661875C1	1667741C1	9510M	A	1661872C1		
TD94SZC	16	GY	TXL	1661875C1	1667741C1	9510M	A	1661872C1		
TF94SZC	16	GY	TXL	1661875C1	1667741C1	9510M	A	1661872C1		
TK94SZC	16	GY	TXL	1661875C1	1667741C1	9510M	A	1661872C1		
TC94SVC	16	GY	TXL	1661875C1	1667741C1	9510M	B	1661872C1		
TD94SVC	16	GY	TXL	1661875C1	1667741C1	9510M	B	1661872C1		
TF94SVC	16	GY	TXL	1661875C1	1667741C1	9510M	B	1661872C1		
TK94SVC	16	GY	TXL	1661875C1	1667741C1	9510M	B	1661872C1		
TC94SH	16	GY	TXL	1661875C1	1667741C1	9510M	C	1661872C1		
TD94SH	16	GY	TXL	1661875C1	1667741C1	9510M	C	1661872C1		
TF94SH	16	GY	TXL	1661875C1	1667741C1	9510M	C	1661872C1		
TK94SH	16	GY	TXL	1661875C1	1667741C1	9510M	C	1661872C1		
MK90A	10	GY	TXL	3592378C1	3758273C1	9511K	1	3592377C1		
MK90A	10	GY	TXL	3592378C1	3758273C1	9511K	1	3592377C1		
MK90E	18	GY	TXL	3590850C1	3758273C1	9511K	8	N/A		
MK90E	18	GY	TXL	3590850C1	3758273C1	9511K	8	N/A		
JD5C(+)	18	YL	TXL	3590850C1	3758273C1	9511K	12	N/A		
JD5C(+)	18	YL	TXL	3590850C1	3758273C1	9511K	12	N/A		
JD5C(-)	18	GN	TXL	3590850C1	3758273C1	9511K	13	N/A		
JD5C(-)	18	GN	TXL	3590850C1	3758273C1	9511K	13	N/A		
MK94L	10	GY	TXL	3592378C1	3758273C1	9511K	32	3592377C1		
MK94L	10	GY	TXL	3592378C1	3758273C1	9511K	32	3592377C1		
MK94R(-)	18	TN	TXL	3590850C1	3758273C1	9511K	33	N/A		
MK94R(-)	18	TN	TXL	3590850C1	3758273C1	9511K	33	N/A		
MK94R(+)	18	TN	TXL	3590850C1	3758273C1	9511K	34	N/A		
MK94R(+)	18	TN	TXL	3590850C1	3758273C1	9511K	34	N/A		
MK94M(+)	18	TN	TXL	3590850C1	3758273C1	9511K	36	N/A		
MK94M(+)	18	TN	TXL	3590850C1	3758273C1	9511K	36	N/A		
MK94M(-)	18	TN	TXL	3590850C1	3758273C1	9511K	37	N/A		
MK94M(-)	18	TN	TXL	3590850C1	3758273C1	9511K	37	N/A		
MK94N(-)	18	TN	TXL	3590850C1	3758273C1	9511K	42	N/A		
MK94N(-)	18	TN	TXL	3590850C1	3758273C1	9511K	42	N/A		
MK94N(+)	18	TN	TXL	3590850C1	3758273C1	9511K	43	N/A		
MK94N(+)	18	TN	TXL	3590850C1	3758273C1	9511K	43	N/A		
MK94L(+)	18	TN	TXL	3590850C1	3758273C1	9511K	45	N/A		

Circuit Number	Gauge	Color	Insulation	Terminal / Splice Number	Connector Part number	Connector Number	Cavity	Seal/Sleeve	Lock 1	Lock 2
MK94L(+)	18	TN	TXL	3590850C1	3758273C1	9511K	45	N/A		
MK94L(-)	18	TN	TXL	3590850C1	3758273C1	9511K	46	N/A		
MK94L(-)	18	TN	TXL	3590850C1	3758273C1	9511K	46	N/A		
MK90-G	10	WH	TXL	3592378C1	3758273C1	9511K	47	3592377C1		
MK90-G	10	WH	GXL	3592378C1	3758273C1	9511K	47	3592376C1		
VP94SJ	18	GY	GXL	3601686C1	3678796C1	9512A	1	N/A	1675053C1	
VP94SJ	18	GY	GXL	3601686C1	3678796C1	9512A	1	3601687C1		
VP94SK	18	GY	GXL	3601686C1	3678796C1	9512A	2	N/A		
VP94SK	18	GY	GXL	3601686C1	3678796C1	9512A	2	3601687C1		
VS94SM	18	GY	GXL	2033819C1	1686834C1	9513A	A	1652325C1	3553460C1	3589992C1
VS94SN	18	GY	GXL	2033819C1	1686834C1	9513A	B	1652325C1	3598916C1	3598917C1
VS94SL	18	GY	GXL	2033819C1	1686834C1	9513A	C	1652325C1	3540454C1	3551897C1
TF94SAB	18	GY	GXL	3601686C1	3601685C1	9514F	1	3601687C1		
TF94SAB	18	GY	GXL	3601686C1	3601685C1	9514F	1	3601687C1	1661376C1	
TF94SCB	18	GY	GXL	3601686C1	3601685C1	9514F	2	3601687C1		
TF94SCB	18	GY	GXL	3601686C1	3601685C1	9514F	2	3601687C1	1667771C1	
TF94SBB	18	GY	GXL	3601686C1	3601685C1	9514F	3	3601687C1		
TF94SBB	18	YL	TXL	3601686C1	3601685C1	9514F	3	3733609C1	1667734C1	
TF94SDB	18	GY	GXL	3601686C1	3601685C1	9514F	4	3601687C1		
TF94SDB	18	GN	TXL	3601686C1	3601685C1	9514F	4	3733609C1	1675053C1	
UJ94WL	18	GY	TXL	6111842C1	6111844C1	9516A	1	6111843C1		
UJ94WM	18	GY	TXL	6111842C1	6111844C1	9516A	2	6111843C1		
AD94P	16	GY	GXL	1680206C1	3519462C1	9516M	1	UNDEF		
AD94Q	16	GY	GXL	1680206C1	3519462C1	9516M	2	UNDEF		
AD94R	16	GY	GXL	1680206C1	3519462C1	9516M	3	UNDEF		
AD94S	16	GY	GXL	1680206C1	3519462C1	9516M	4	UNDEF		
AD94T	16	GY	GXL	1680206C1	3519462C1	9516M	5	UNDEF		
AD94U	16	GY	GXL	1680206C1	3519462C1	9516M	6	UNDEF		
AD94V	16	GY	GXL	1680206C1	3519462C1	9516M	7	UNDEF		
UJ94WS	18	GY	TXL	6111842C1	6111844C1	9517A	1	6111843C1		
UJ94WT	18	GY	TXL	6111842C1	6111844C1	9517A	2	6111843C1		
UJ94WNNM	14	GY	TXL	3679224C1	3919376C1	9518A	1	3601687C1		
UJ94G7M	14	GY	TXL	3679224C1	3919376C1	9518A	2	3601687C1		
UJ94WRM	14	GY	TXL	3679224C1	3919376C1	9518A	3	3601687C1		
UJ94WUM	14	GY	TXL	3679224C1	3919376C1	9519A	1	3601687C1		
UJ94G6M	14	GY	TXL	3679224C1	3919376C1	9519A	2	3601687C1		
UJ94WWM	14	GY	TXL	3679224C1	3919376C1	9519A	3	3601687C1		
UF94H	16	GY	GXL	3613770C1	3690369C1	9532M	1	N/A		
UG94C	16	GY	GXL	3613770C1	3690369C1	9532M	1	N/A		
UL94C	16	GY	GXL	3613770C1	3690369C1	9532M	1	N/A		
UP94C	16	GY	GXL	3613770C1	3690369C1	9532M	1	N/A		
US94C	16	GY	GXL	3613770C1	3690369C1	9532M	1	N/A		
UF94F	16	GY	GXL	3613770C1	3690369C1	9532M	2	N/A		
UG94D	16	GY	GXL	3613770C1	3690369C1	9532M	2	N/A		
UL94D	16	GY	GXL	3613770C1	3690369C1	9532M	2	N/A		
UP94D	16	GY	GXL	3613770C1	3690369C1	9532M	2	N/A		
US94D	16	GY	GXL	3613770C1	3690369C1	9532M	2	N/A		
UF94E	16	GY	GXL	3613770C1	3690369C1	9532M	3	N/A		
UG94E	16	GY	GXL	3613770C1	3690369C1	9532M	3	N/A		
UL94E	16	GY	GXL	3613770C1	3690369C1	9532M	3	N/A		
UP94E	16	GY	GXL	3613770C1	3690369C1	9532M	3	N/A		
US94E	16	GY	GXL	3613770C1	3690369C1	9532M	3	N/A		
UF94K	16	GY	GXL	3613770C1	3690369C1	9532M	4	N/A		
UG94K	16	GY	GXL	3613770C1	3690369C1	9532M	4	N/A		

Circuit Number	Gauge	Color	Insulation	Terminal / Splice Number	Connector Part number	Connector Number	Cavity	Seal/Sleeve	Lock 1	Lock 2
UL94K	16	GY	GXL	3613770C1	3690369C1	9532M	4	N/A		
UP94K	16	GY	GXL	3613770C1	3690369C1	9532M	4	N/A		
US94K	16	GY	GXL	3613770C1	3690369C1	9532M	4	N/A		
UF94L	16	GY	GXL	3613770C1	3690369C1	9532M	5	N/A		
UG94H	16	GY	GXL	3613770C1	3690369C1	9532M	5	N/A		
UL94H	16	GY	GXL	3613770C1	3690369C1	9532M	5	N/A		
UP94H	16	GY	GXL	3613770C1	3690369C1	9532M	5	N/A		
US94H	16	GY	GXL	3613770C1	3690369C1	9532M	5	N/A		
UF94J	16	GY	GXL	3613770C1	3690369C1	9532M	6	N/A		
UG94L	16	GY	GXL	3613770C1	3690369C1	9532M	6	N/A		
UL94L	16	GY	GXL	3613770C1	3690369C1	9532M	6	N/A		
UP94L	16	GY	GXL	3613770C1	3690369C1	9532M	6	N/A		
US94L	16	GY	GXL	3613770C1	3690369C1	9532M	6	N/A		
UF94A	16	GY	GXL	3613770C1	3690369C1	9532M	7	N/A		
UG94A	16	GY	GXL	3613770C1	3690369C1	9532M	7	N/A		
UL94A	16	GY	GXL	3613770C1	3690369C1	9532M	7	N/A		
UP94A	16	GY	GXL	3613770C1	3690369C1	9532M	7	N/A		
UV94A	16	GY	GXL	3613770C1	3690369C1	9532M	7	N/A		
UF94B	16	GY	GXL	3613770C1	3690369C1	9532M	8	N/A		
UG94B	16	GY	GXL	3613770C1	3690369C1	9532M	8	N/A		
UL94B	16	GY	GXL	3613770C1	3690369C1	9532M	8	N/A		
UP94B	16	GY	GXL	3613770C1	3690369C1	9532M	8	N/A		
UV94B	16	GY	GXL	3613770C1	3690369C1	9532M	8	N/A		
UF94C	16	GY	GXL	3613770C1	3690369C1	9532M	9	N/A		
UG94F	16	GY	GXL	3613770C1	3690369C1	9532M	9	N/A		
UL94F	16	GY	GXL	3613770C1	3690369C1	9532M	9	N/A		
UP94F	16	GY	GXL	3613770C1	3690369C1	9532M	9	N/A		
UV94F	16	GY	GXL	3613770C1	3690369C1	9532M	9	N/A		
UF94D	16	GY	GXL	3613770C1	3690369C1	9532M	10	N/A		
UG94G	16	GY	GXL	3613770C1	3690369C1	9532M	10	N/A		
UL94G	16	GY	GXL	3613770C1	3690369C1	9532M	10	N/A		
UP94G	16	GY	GXL	3613770C1	3690369C1	9532M	10	N/A		
UV94G	16	GY	GXL	3613770C1	3690369C1	9532M	10	N/A		
[UH94B]	18	-	GXL	3613771C1	3690369C1	9533M	1	N/A		
[UM94B]	18	-	GXL	3613771C1	3690369C1	9533M	1	N/A		
[UH94A]	18	-	GXL	3613771C1	3690369C1	9533M	2	N/A		
[UM94A]	18	-	GXL	3613771C1	3690369C1	9533M	2	N/A		
[UH94G6]	18	-	GXL	3613771C1	3690369C1	9533M	3	N/A		
[UM94G6]	18	-	GXL	3613771C1	3690369C1	9533M	3	N/A		
[UH94C]	18	-	GXL	3613771C1	3690369C1	9533M	4	N/A		
[UM94C]	18	-	GXL	3613771C1	3690369C1	9533M	4	N/A		
[UH94D]	18	-	GXL	3613771C1	3690369C1	9533M	5	N/A		
[UM94D]	18	-	GXL	3613771C1	3690369C1	9533M	5	N/A		
[UH94G7]	18	-	GXL	3613771C1	3690369C1	9533M	6	N/A		
[UM94G7]	18	-	GXL	3613771C1	3690369C1	9533M	6	N/A		
[UH94E]	18	-	GXL	3613771C1	3690369C1	9533M	7	N/A		
[UM94E]	18	-	GXL	3613771C1	3690369C1	9533M	7	N/A		
[UH94F]	18	-	GXL	3613771C1	3690369C1	9533M	8	N/A		
[UM94F]	18	-	GXL	3613771C1	3690369C1	9533M	8	N/A		
[UH94N]	18	-	GXL	3613771C1	3690369C1	9533M	9	N/A		
[UM94N]	18	-	GXL	3613771C1	3690369C1	9533M	9	N/A		
[UH94H]	18	-	GXL	3613771C1	3690369C1	9533M	10	N/A		
[UM94H]	18	-	GXL	3613771C1	3690369C1	9533M	10	N/A		
UP94R	16	GY	GXL	1680205C1	3539777C1	9540A	1	N/A		

Circuit Number	Gauge	Color	Insulation	Terminal / Splice Number	Connector Part number	Connector Number	Cavity	Seal/Sleeve	Lock 1	Lock 2
UP94S	16	OR	GXL	1680205C1	3539777C1	9540A	2	N/A		
US94R	16	GY	GXL	1680205C1	3539777C1	9540B	1	N/A		
US94S	16	OR	GXL	1680205C1	3539777C1	9540B	2	N/A		
UP94M	16	BK	TXL	2033819C1	1686834C1	9541A	A	1652325C1		
UP94N	16	RD	TXL	2033819C1	1686834C1	9541A	B	1652325C1		
UP94P	16	BN	TXL	2033819C1	1686834C1	9541A	C	1652325C1		
US94M	16	BK	TXL	2033819C1	1686834C1	9541B	A	1652325C1		
US94N	16	RD	TXL	2033819C1	1686834C1	9541B	B	1652325C1		
US94P	16	BN	TXL	2033819C1	1686834C1	9541B	C	1652325C1		
UP94W	16	DKBL	GXL	1680205C1	3539777C1	9542A	1	N/A		
UP94X	16	YL	GXL	1680205C1	3539777C1	9542A	2	N/A		
UV94W	16	DKBL	GXL	1680205C1	3539777C1	9542C	1	N/A		
UV94X	16	YL	GXL	1680205C1	3539777C1	9542C	2	N/A		
UP94T	16	VT	TXL	2033819C1	1686834C1	9543A	A	1652325C1		
UP94U	16	LTGN	TXL	2033819C1	1686834C1	9543A	B	1652325C1		
UP94V	16	LTBL	TXL	2033819C1	1686834C1	9543A	C	1652325C1		
UV94T	16	VT	TXL	2033819C1	1686834C1	9543C	A	1652325C1		
UV94U	16	LTGN	TXL	2033819C1	1686834C1	9543C	B	1652325C1		
UV94V	16	LTBL	TXL	2033819C1	1686834C1	9543C	C	1652325C1		
UP94E	16	GY	GXL	2033819C1	1686834C1	9548A	A	1652325C1		
UP94D	16	GY	GXL	2033819C1	1686834C1	9548A	B	1652325C1		
UP94C	16	GY	GXL	2033819C1	1686834C1	9548A	C	1652325C1		
UP94A	16	GY	GXL	1680205C1	3539777C1	9549A	1	N/A		
UP94B	16	GY	GXL	1680205C1	3539777C1	9549A	2	N/A		
UV94A	16	GY	GXL	1680205C1	3539777C1	9549B	1	N/A		
UV94B	16	GY	GXL	1680205C1	3539777C1	9549B	2	N/A		
MK10	8	RD	GXL	3700153C1	3537133C1	9550A	A	N/A		
MK10	8	RD	GXL	3700153C1	3537133C1	9550A	A	3537135C1		
UP94L	16	GY	GXL	2033819C1	1686834C1	9550A	A	1652325C1		
UP94K	16	GY	GXL	2033819C1	1686834C1	9550A	B	1652325C1		
UP94H	16	GY	GXL	2033819C1	1686834C1	9550A	C	1652325C1		
US94L	16	GY	GXL	2033819C1	1686834C1	9550B	A	1652325C1		
US94K	16	GY	GXL	2033819C1	1686834C1	9550B	B	1652325C1		
US94H	16	GY	GXL	2033819C1	1686834C1	9550B	C	1652325C1		
UP94F	16	GY	GXL	1680205C1	3539777C1	9551A	1	N/A		
UP94G	16	GY	GXL	1680205C1	3539777C1	9551A	2	N/A		
KX90B	10	RD	TXL	1687848C1	1669834C1	9570F	A	589390C1		
MK90A	10	GY	TXL	1687847C1	1664531C1	9570K	A	589390C1		
MK90A	10	GY	TXL	1687847C1	1664531C1	9570K	A	589390C1		
UB10B	8	WH	GXL	3700153C1	3537133C1	9714F	A	3537135C1		
RF70A	10	RD	GXL	2025425C1	1667732C1	9715F	A	1667735C1		
RG70	10	RD	GXL	2025425C1	1667732C1	9715F	A	1667735C1		
SV70A	10	RD	GXL	2025425C1	1667732C1	9715F	A	1667735C1		
RF68A	10	BN	GXL	2025425C1	1667732C1	9715F	B	1667735C1		
RG68	10	BN	GXL	2025425C1	1667732C1	9715F	B	1667735C1		
SV68A	10	BN	GXL	2025425C1	1667732C1	9715F	B	1667735C1		
RF94A	10	DKBL	GXL	2025425C1	1667732C1	9715F	C	1667735C1		
RG94	10	GY	GXL	2025425C1	1667732C1	9715F	C	1667735C1		
SV94A	10	DKBL	GXL	2025425C1	1667732C1	9715F	C	1667735C1		
TV70A	10	RD	GXL	2025425C1	1667732C1	9715F1	A	1667735C1		
TW70	10	RD	GXL	2025425C1	1667732C1	9715F1	A	1667735C1		
TZ70A	10	RD	GXL	2025425C1	1667732C1	9715F1	A	1667735C1		
TV68A	10	BN	GXL	2025425C1	1667732C1	9715F1	B	1667735C1		
TW68	10	BN	GXL	2025425C1	1667732C1	9715F1	B	1667735C1		

Circuit Number	Gauge	Color	Insulation	Terminal / Splice Number	Connector Part number	Connector Number	Cavity	Seal/Sleeve	Lock 1	Lock 2
TZ68A	10	BN	GXL	2025425C1	1667732C1	9715F1	B	1667735C1		
TV94A	10	DKBL	GXL	2025425C1	1667732C1	9715F1	C	1667735C1		
TW94	10	GY	GXL	2025425C1	1667732C1	9715F1	C	1667735C1		
TZ94A	10	DKBL	GXL	2025425C1	1667732C1	9715F1	C	1667735C1		
RF58A	10	BK	GXL	1667737C1	1667733C1	9716M	A	1667735C1		
RG58	10	BN	GXL	1667737C1	1667733C1	9716M	A	1667735C1		
SV58A	10	BK	GXL	1667737C1	1667733C1	9716M	A	1667735C1		
RF56A	10	YL	GXL	1667737C1	1667733C1	9716M	B	1667735C1		
RG56	10	YL	GXL	1667737C1	1667733C1	9716M	B	1667735C1		
SV56A	10	YL	GXL	1667737C1	1667733C1	9716M	B	1667735C1		
RF57A	10	LTGN	GXL	1667737C1	1667733C1	9716M	C	1667735C1		
RG57	10	LTGN	GXL	1667737C1	1667733C1	9716M	C	1667735C1		
SV57A	10	LTGN	GXL	1667737C1	1667733C1	9716M	C	1667735C1		
TV58A	10	BK	GXL	1667737C1	1667733C1	9716M1	A	1667735C1		
TW58	10	BN	GXL	1667737C1	1667733C1	9716M1	A	1667735C1		
TZ58A	10	BK	GXL	1667737C1	1667733C1	9716M1	A	1667735C1		
TV56A	10	YL	GXL	1667737C1	1667733C1	9716M1	B	1667735C1		
TW56	10	YL	GXL	1667737C1	1667733C1	9716M1	B	1667735C1		
TZ56A	10	YL	GXL	1667737C1	1667733C1	9716M1	B	1667735C1		
TV57A	10	LTGN	GXL	1667737C1	1667733C1	9716M1	C	1667735C1		
TW57	10	LTGN	GXL	1667737C1	1667733C1	9716M1	C	1667735C1		
TZ57A	10	LTGN	GXL	1667737C1	1667733C1	9716M1	C	1667735C1		
NA10F	8	WH	GXL	3710088C1		9717A	1	2644005R1		
NC10D	8	WH	GXL	3710088C1		9717A	1	2644005R1	3683466C1	3573833C1
NE10D	8	WH	GXL	3710088C1		9717A	1	2644005R1		
NA10F	8	WH	GXL	3710088C1		9717A	A	2644005R1		
NB10A	8	WH	GXL	3710088C1		9717A	A	2644005R1		
NC10D	8	WH	GXL	3710088C1		9717A	A	2644005R1		
NE10D	8	WH	GXL	3710088C1		9717A	A	2644005R1		
SL11-GA	12	WH	GXL	3710088C1		9717B	1	2644005R1		
SL11-GB	12	WH	GXL	3710088C1		9717B	1	2644005R1		
SL11-GA	12	WH	GXL	3710088C1		9717B	A	2644005R1		
SL11-GB	12	WH	GXL	3710088C1		9717B	A	2644005R1		
MP90A-GA	8	WH	GXL	3710088C1		9717C	1	2644005R1		
PL90A-GA	8	WH	GXL	3710088C1		9717C	1	2644005R1		
MP90A-GA	8	WH	GXL	3710088C1		9717C	A	2644005R1		
PL90A-GA	8	WH	GXL	3710088C1		9717C	A	2644005R1		
MK90-G	10	WH	GXL	2034790C1		9717D	1	2644002R1		
MP90-G	12	WH	GXL	2034790C1		9717D	1	2644002R1		
MP94-GB	12	WH	GXL	2034790C1		9717D	1	2644002R1		
PL90-G	12	WH	GXL	2034790C1		9717D	1	2644002R1		
PL90-GA	12	WH	GXL	2034790C1		9717D	1	2644002R1		
MK90-G	10	WH	TXL	3710088C1		9717D	A	2644005R1		
MP90-G	12	WH	GXL	3710088C1		9717D	A	2644005R1		
MP94-GB	12	WH	GXL	3710088C1		9717D	A	2644005R1		
PL90-G	12	WH	GXL	3710088C1		9717D	A	2644005R1		
PL90-GA	12	WH	GXL	3710088C1		9717D	A	2644005R1	2005242C1	
RF10A	8	WH	GXL	3517818C1	3517817C1	9717F	A	N/A		
RG10	8	WH	GXL	3517818C1	3517817C1	9717F	A	N/A		
SV10A	8	WH	GXL	3517818C1	3517817C1	9717F	A	N/A		
TV10A	8	WH	GXL	3700153C1	3537133C1	9717F1	A	3537135C1		
TW10	8	WH	GXL	3700153C1	3537133C1	9717F1	A	3537135C1		
TZ10A	8	WH	GXL	3700153C1	3537133C1	9717F1	A	3537135C1		
NF65	16	OR	GXL	1661875C1	1661778C1	9718A	A	1661872C1		

Circuit Number	Gauge	Color	Insulation	Terminal / Splice Number	Connector Part number	Connector Number	Cavity	Seal/Sleeve	Lock 1	Lock 2
NF65	16	OR	GXL	1661875C1	1661778C1	9718A	A	1661872C1		
YJ65-G	16	WH	GXL	1661875C1	1661778C1	9718A	B	1661872C1		
YM65-G	16	WH	GXL	1661875C1	1661778C1	9718A	B	1661872C1		
YJ65-G	16	WH	TXL	1661875C1	1661778C1	9718A	B	1661872C1		
YM65-G	16	WH	GXL	1661875C1	1661778C1	9718A	B	1661872C1		
VB70BJ	16	OR	TXL	2033819C1	1686834C1	9720A	A	1652325C1		
VB68BJ	16	BN	TXL	2033819C1	1686834C1	9720A	B	1652325C1		
TW10	8	WH	GXL	N/A	BLUNT_SL_V	9724A	A	N/A		
TW58	10	BN	GXL	N/A	BLUNT_SL_V	9724A	B	N/A		
TW56	10	YL	GXL	N/A	BLUNT_SL_V	9724A	C	N/A		
TW57	10	LTGN	GXL	N/A	BLUNT_SL_V	9724A	D	N/A		
TW70	10	RD	GXL	N/A	BLUNT_SL_V	9724A	E	N/A		
TW68	10	BN	GXL	N/A	BLUNT_SL_V	9724A	F	N/A		
TW94	10	GY	GXL	N/A	BLUNT_SL_V	9724A	G	N/A		
UA72EB	10	LTGN	TXL	N/A	BLUNT_SL_V	9724A	H	N/A		
VE11-G	8	WH	GXL	3700153C1	3537133C1	9728F	A	3537135C1		
AC59A	18	GY	GXL	1661875C1	3522068C1	9737A	A	1661872C1		
AD59A-G	16	WH	GXL	1661875C1	3522068C1	9737A	B	1661872C1		
AE59A-G	16	WH	GXL	1661875C1	3522068C1	9737A	B	1661872C1		
NZ59X-G	14	WH	GXL	2033816C1	1661375C2	9740C	A	589391C1		
NZ59X-G	14	WH	GXL	2033816C1	1661375C2	9740C	A	589391C1		
NZ59G	18	GY	GXL	2033819C1	1661375C2	9740C	B	1652325C1		
NZ59G	18	GY	GXL	2033819C1	1661375C2	9740C	B	1652325C1		
NZ59H	18	GY	GXL	2033819C1	1661375C2	9740C	C	1652325C1		
NZ59H	18	GY	GXL	2033819C1	1661375C2	9740C	C	1652325C1		
NZ59J	18	GY	GXL	2033819C1	1661375C2	9740C	D	1652325C1		
NZ59J	18	GY	GXL	2033819C1	1661375C2	9740C	D	1652325C1		
NZ59K	18	GY	GXL	2033819C1	1661375C2	9740C	E	1652325C1		
NZ59K	18	GY	GXL	2033819C1	1661375C2	9740C	E	1652325C1		
NX59X-G	14	WH	GXL	2033816C1	1661375C2	9740D	A	589391C1		
NX59G	18	GY	GXL	2033819C1	1661375C2	9740D	B	1652325C1		
NX59H	18	GY	GXL	2033819C1	1661375C2	9740D	C	1652325C1		
NX59J	18	GY	GXL	2033819C1	1661375C2	9740D	D	1652325C1		
NX59K	18	GY	GXL	2033819C1	1661375C2	9740D	E	1652325C1		
NW59L-G	14	WH	GXL	2033816C1	1661375C2	9740E	A	589391C1		
NW59M	18	GY	GXL	2033819C1	1661375C2	9740E	B	1652325C1		
NW59N	18	GY	GXL	2033819C1	1661375C2	9740E	C	1652325C1		
NW59P	18	GY	GXL	2033819C1	1661375C2	9740E	D	1652325C1		
NW59R	18	GY	GXL	2033819C1	1661375C2	9740E	E	1652325C1		
ZF87DA	16	GY	GXL	3536865C1	3536864C1	9745A	1	3536868C1		
ZF87DB	18	GY	GXL	3536865C1	3536864C1	9745A	2	3536868C1		
ZG87EA	18	GY	TXL	3554322C1	3554317C1	9746A	1	3554318C1		
ZG8EB	18	GY	TXL	3554322C1	3554317C1	9746A	2	3554318C1		
RT9M	18	GY	GXL	1667742C1	1667740C1	9775F	A	1661872C1		
RU9N	18	GY	GXL	1667742C1	1667740C1	9775F	A	1661872C1		
RT6H	18	GY	GXL	1667742C1	1667740C1	9775F	B	1661872C1		
RU6J	18	GY	GXL	1667742C1	1667740C1	9775F	B	1661872C1		
RT61C	18	GY	GXL	1667742C1	1667740C1	9775F	C	1661872C1		
RU61D	18	GY	GXL	1667742C1	1667740C1	9775F	C	1661872C1		
UB10B	8	WH	GXL	3700153C1	3537133C1	9776F	A	3537135C1		
PL44C	18	GY	TXL	1661875C1	3522068C1	9777A	A	3568570C1	3539785C1	
PL44C	18	GY	TXL	1661875C1	3522068C1	9777A	A	3568570C1		
PL90D-G	16	WH	GXL	1661875C1	3522068C1	9777A	B	1661872C1		
PL90D-G	16	WH	GXL	1661875C1	3522068C1	9777A	B	1661872C1		

Circuit Number	Gauge	Color	Insulation	Terminal / Splice Number	Connector Part number	Connector Number	Cavity	Seal/Sleeve	Lock 1	Lock 2
AB44N	18	GY	GXL	1661875C1	1667741C1	9777M	A	1661872C1		
AB44N	18	GY	GXL	1661875C1	1667741C1	9777M	A	1661872C1		
AB44-GB	18	WH	GXL	1661875C1	1667741C1	9777M	B	1661872C1		
AB44-GB	18	WH	GXL	1661875C1	1667741C1	9777M	B	1661872C1		
AB44M	18	GY	GXL	1661875C1	1667741C1	9777M	C	1661872C1		
AB44M	18	GY	GXL	1661875C1	1667741C1	9777M	C	1661872C1		
NA10F	8	WH	GXL	3700153C1	3537133C1	9778F	A	N/A		
NB10B	8	WH	GXL	3700153C1	3537133C1	9778F	A	N/A		
NE10E	8	WH	GXL	3700153C1	3537133C1	9778F	A	N/A		
NA10F	8	WH	GXL	3700153C1	3537133C1	9778F	A	3537135C1		
NB10A	8	WH	GXL	3700153C1	3537133C1	9778F	A	UNDEF		
NB10B	8	WH	GXL	3700153C1	3537133C1	9778F	A	UNDEF		
NE10E	8	WH	GXL	3700153C1	3537133C1	9778F	A	3537135C1		
RF10A	8	WH	GXL	3517818C1	3517817C1	9778F	A	N/A		
SV10A	8	WH	GXL	3517818C1	3517817C1	9778F	A	N/A		
TV10A	8	WH	GXL	3700153C1	3537133C1	9778F1	A	3537135C1		
TZ10A	8	WH	GXL	3700153C1	3537133C1	9778F1	A	3537135C1		
NA54T	10	BN	GXL	2025425C1	1667732C1	9779F	A	1667735C1		
NB54B	10	BN	GXL	2025425C1	1667732C1	9779F	A	1667735C1		
NE54E	10	BN	GXL	2025425C1	1667732C1	9779F	A	1667735C1		
NA54T	10	BN	GXL	2025425C1	1667732C1	9779F	A	1667735C1		
NB54B	10	BN	GXL	2025425C1	1667732C1	9779F	A	1667735C1		
NE54E	10	BN	GXL	2025425C1	1667732C1	9779F	A	1667735C1		
RF58A	10	BK	GXL	2025425C1	1667732C1	9779F	A	1667735C1		
SV58A	10	BK	GXL	2025425C1	1667732C1	9779F	A	1667735C1		
NA56T	10	YL	GXL	2025425C1	1667732C1	9779F	B	1667735C1		
NB56B	10	YL	GXL	2025425C1	1667732C1	9779F	B	1667735C1		
NE56E	10	YL	GXL	2025425C1	1667732C1	9779F	B	1667735C1		
NA56T	10	YL	GXL	2025425C1	1667732C1	9779F	B	1667735C1		
NB56B	10	YL	GXL	2025425C1	1667732C1	9779F	B	1667735C1	1661874C1	
NE56E	10	YL	GXL	2025425C1	1667732C1	9779F	B	1667735C1		
RF56A	10	YL	GXL	2025425C1	1667732C1	9779F	B	1667735C1		
SV56A	10	YL	GXL	2025425C1	1667732C1	9779F	B	1667735C1		
NA57T	10	LTGN	GXL	2025425C1	1667732C1	9779F	C	1667735C1		
NB57B	10	LTGN	GXL	2025425C1	1667732C1	9779F	C	1667735C1	1667771C1	
NE57E	10	LTGN	GXL	2025425C1	1667732C1	9779F	C	1667735C1		
NA57T	10	LTGN	GXL	2025425C1	1667732C1	9779F	C	1667735C1		
NB57B	10	LTGN	GXL	2025425C1	1667732C1	9779F	C	1667735C1	1661376C1	
NE57E	10	LTGN	GXL	2025425C1	1667732C1	9779F	C	1667735C1		
RF57A	10	LTGN	GXL	2025425C1	1667732C1	9779F	C	1667735C1		
SV57A	10	LTGN	GXL	2025425C1	1667732C1	9779F	C	1667735C1		
TV58A	10	BK	GXL	2025425C1	1667732C1	9779F1	A	1667735C1		
TZ58A	10	BK	GXL	2025425C1	1667732C1	9779F1	A	1667735C1		
TV56A	10	YL	GXL	2025425C1	1667732C1	9779F1	B	1667735C1		
TZ56A	10	YL	GXL	2025425C1	1667732C1	9779F1	B	1667735C1		
TV57A	10	LTGN	GXL	2025425C1	1667732C1	9779F1	C	1667735C1		
TZ57A	10	LTGN	GXL	2025425C1	1667732C1	9779F1	C	1667735C1		
EV12-GA	18	WH	GXL	3863609C1		9780A	1	2644038R1		
NA70T	10	RD	GXL	1667737C1	1667733C1	9780M	A	1667735C1		
NB70B	10	RD	GXL	1667737C1	1667733C1	9780M	A	1667735C1	3525873C1	
NE70E	10	RD	GXL	1667737C1	1667733C1	9780M	A	1667735C1		
NA70T	10	RD	GXL	1667737C1	1667733C1	9780M	A	1667735C1		
NB70B	10	RD	GXL	1667737C1	1667733C1	9780M	A	1667735C1	3553460C1	3589992C1
NE70E	10	RD	GXL	1667737C1	1667733C1	9780M	A	1667735C1		

Circuit Number	Gauge	Color	Insulation	Terminal / Splice Number	Connector Part number	Connector Number	Cavity	Seal/Sleeve	Lock 1	Lock 2
RF70A	10	RD	GXL	1667737C1	1667733C1	9780M	A	1667735C1		
SV70A	10	RD	GXL	1667737C1	1667733C1	9780M	A	1667735C1		
NA68T	10	BN	GXL	1667737C1	1667733C1	9780M	B	1667735C1		
NB68B	10	BN	GXL	1667737C1	1667733C1	9780M	B	1667735C1		
NE68E	10	BN	GXL	1667737C1	1667733C1	9780M	B	1667735C1		
NA68T	10	BN	GXL	1667737C1	1667733C1	9780M	B	1667735C1		
NB68B	10	BN	GXL	1667737C1	1667733C1	9780M	B	1667735C1		
NE68E	10	BN	GXL	1667737C1	1667733C1	9780M	B	1667735C1		
RF68A	10	BN	GXL	1667737C1	1667733C1	9780M	B	1667735C1		
SV68A	10	BN	GXL	1667737C1	1667733C1	9780M	B	1667735C1		
NA94T	10	GY	GXL	1667737C1	1667733C1	9780M	C	1667735C1		
NB94T	10	GY	GXL	1667737C1	1667733C1	9780M	C	1667735C1		
NE94E	10	GY	GXL	1667737C1	1667733C1	9780M	C	1667735C1		
NA94T	10	GY	GXL	1667737C1	1667733C1	9780M	C	1667735C1		
NB94T	10	GY	GXL	1667737C1	1667733C1	9780M	C	1667735C1	3662518C1	
NE94E	10	GY	GXL	1667737C1	1667733C1	9780M	C	1667735C1		
RF94A	10	DKBL	GXL	1667737C1	1667733C1	9780M	C	1667735C1		
SV94A	10	DKBL	GXL	1667737C1	1667733C1	9780M	C	1667735C1		
TV70A	10	RD	GXL	1667737C1	1667733C1	9780M1	A	1667735C1		
TZ70A	10	RD	GXL	1667737C1	1667733C1	9780M1	A	1667735C1		
TV68A	10	BN	GXL	1667737C1	1667733C1	9780M1	B	1667735C1		
TZ68A	10	BN	GXL	1667737C1	1667733C1	9780M1	B	1667735C1		
TV94A	10	DKBL	GXL	1667737C1	1667733C1	9780M1	C	1667735C1		
TZ94A	10	DKBL	GXL	1667737C1	1667733C1	9780M1	C	1667735C1		
NB70C	10	RD	GXL	1667737C1	1667733C1	9781M	A	1667735C1		
NB70C	10	RD	GXL	1667737C1	1667733C1	9781M	A	1667735C1		
NB68C	10	BN	GXL	1667737C1	1667733C1	9781M	B	1667735C1	2039342C1	
NB68C	10	BN	GXL	1667737C1	1667733C1	9781M	B	1667735C1	3540454C1	3551897C1
NB72	12	OR	GXL	1667737C1	1667733C1	9781M	C	1671603C1		
NB72	12	OR	GXL	1667737C1	1667733C1	9781M	C	1671603C1		
NB54C	10	BN	GXL	2025425C1	1667732C1	9782F	A	1667735C1		
NB54C	10	BN	GXL	2025425C1	1667732C1	9782F	A	1667735C1		
UB94T	10	DKBL	GXL	2025423C1	2031520C1	9782F	A	2025427C1		
NB56C	10	YL	GXL	2025425C1	1667732C1	9782F	B	1667735C1		
NB56C	10	YL	GXL	2025425C1	1667732C1	9782F	B	1667735C1		
UB94TA	12	YL	GXL	2025422C1	2031520C1	9782F	B	2025428C1		
NB57C	10	LTGN	GXL	2025425C1	1667732C1	9782F	C	1667735C1	1673791C1	
NB57C	10	LTGN	GXL	2025425C1	1667732C1	9782F	C	1667735C1		
UB94T	10	DKBL	GXL	2031531C1	2031522C1	9782M	A	2025427C1		
UB94TA	12	YL	GXL	2031531C1	2031522C1	9782M	B	2025428C1		
NB10C	8	WH	GXL	3700153C1	3537133C1	9783F	A	3537135C1		
NB10C	8	WH	GXL	3700153C1	3537133C1	9783F	A	3537135C1		
MK10	8	RD	GXL	3700154C1	3700151C1	9785M	A	N/A		
MK10	8	RD	GXL	3700154C1	3700151C1	9785M	A	3537135C1		
SA19	16	GY	GXL	587577C1	587567C91	9801A	A	1652325C1		
SA19-G	16	WH	TXL	587577C1	587567C91	9801A	B	1652325C1		
TB19	16	GY	GXL	587577C1	587567C91	9801B	A	1652325C1		
TB19-G	16	WH	TXL	587577C1	587567C91	9801B	B	1652325C1		
TG19	16	GY	GXL	587577C1	587567C91	9801C	A	1652325C1		
TG19	16	GY	GXL	587577C1	587567C91	9801C	A	1652325C1	2033927C1	
TG19-G	16	WH	GXL	587577C1	587567C91	9801C	B	1652325C1		
TG19-G	16	WH	TXL	587577C1	587567C91	9801C	B	1652325C1	2039342C1	
TH19	16	GY	GXL	587577C1	587567C91	9801D	A	1652325C1		
TH19	16	GY	GXL	587577C1	587567C91	9801D	A	1652325C1		

Circuit Number	Gauge	Color	Insulation	Terminal / Splice Number	Connector Part number	Connector Number	Cavity	Seal/Sleeve	Lock 1	Lock 2
TH19-G	16	WH	GXL	587577C1	587567C91	9801D	B	1652325C1		
TH19-G	16	WH	TXL	587577C1	587567C91	9801D	B	1652325C1		
TM19	16	GY	GXL	587577C1	587567C91	9801E	A	1652325C1		
TM19	16	GY	GXL	587577C1	587567C91	9801E	A	1652325C1	2005242C1	
TM19-G	16	WH	GXL	587577C1	587567C91	9801E	B	1652325C1		
TM19-G	16	WH	TXL	587577C1	587567C91	9801E	B	1652325C1	3576263C1	
TN19	16	GY	GXL	587577C1	587567C91	9801F	A	1652325C1		
TN19	16	GY	GXL	587577C1	587567C91	9801F	A	1652325C1		
TN19-G	16	WH	GXL	587577C1	587567C91	9801F	B	1652325C1		
TN19-G	16	WH	TXL	587577C1	587567C91	9801F	B	1652325C1		
TK19	16	GY	GXL	2033819C1	1671610C1	9803A	A	1652325C1		
TK19	16	GY	GXL	2033819C1	1671610C1	9803A	A	1652325C1	1689501C1	
TK19-G	16	WH	GXL	2033819C1	1671610C1	9803A	B	1652325C1		
TK19-G	16	WH	TXL	2033819C1	1671610C1	9803A	B	1652325C1		
TL19	16	GY	GXL	2033819C1	1671610C1	9803B	A	1652325C1		
TL19	16	GY	GXL	2033819C1	1671610C1	9803B	A	1652325C1	3539784C1	
TL19-G	16	WH	GXL	2033819C1	1671610C1	9803B	B	1652325C1		
TL19-G	16	WH	TXL	2033819C1	1671610C1	9803B	B	1652325C1	3554019C1	
TP19	16	GY	GXL	2033819C1	1671610C1	9803C	A	1652325C1		
TP19	16	GY	GXL	2033819C1	1671610C1	9803C	A	1652325C1		
TP19-G	16	WH	GXL	2033819C1	1671610C1	9803C	B	1652325C1		
TP19-G	16	WH	GXL	2033819C1	1671610C1	9803C	B	1652325C1		
TB19	16	GY	GXL	2033819C1	1671610C1	9803D	A	1652325C1		
TR19	16	GY	GXL	2033819C1	1671610C1	9803D	A	1652325C1		
TB19-G	16	WH	GXL	2033819C1	1671610C1	9803D	B	1652325C1		
TR19-G	16	WH	TXL	2033819C1	1671610C1	9803D	B	1652325C1		
AJ49	18	WH	GXL	587578C1	3593684C91	9814A	A	1652325C1		
AJ49-G	18	WH	GXL	587578C1	3593684C91	9814A	B	1652325C1		
AJ49A	18	WH	GXL	587578C1	3593684C91	9815A	A	1652325C1		
AP49A	18	WH	GXL	587578C1	3593684C91	9815A	A	1652325C1		
AJ49-GA	18	WH	GXL	587578C1	3593684C91	9815A	B	1652325C1		
AP49-GA	18	WH	GXL	587578C1	3593684C91	9815A	B	1652325C1		
RR59DC	18	GY	GXL	1667742C1	3543888C1	9820F	A	1661872C1		
RR59DD	18	GY	GXL	1667742C1	3543888C1	9820F	B	1661872C1		
PD110B	18	GY	GXL	1661875C1	1667741C1	9865M	A	1661872C1		
PD110B	18	GY	GXL	1661875C1	1667741C1	9865M	A	1661872C1		
PD106B	18	GY	GXL	1661875C1	1667741C1	9865M	B	1661872C1		
PD106B	18	GY	GXL	1661875C1	1667741C1	9865M	B	1661872C1		
PD61B	18	GY	GXL	1661875C1	1667741C1	9865M	C	1661872C1		
PD61B	18	GY	GXL	1661875C1	1667741C1	9865M	C	1661872C1		
NH39B	16	GY	TXL	2033819C1	1673790C1	9900A	A	1652325C1		
NH39B	16	GY	TXL	2033819C1	1673790C1	9900A	A	1652325C1		
NH39-GB	16	WH	GXL	2033819C1	1673790C1	9900A	B	1652325C1		
NH39-GB	16	WH	GXL	2033819C1	1673790C1	9900A	B	1652325C1		
PF39B	18	GY	GXL	2033819C1	1673790C1	9900C	A	1652325C1	1667734C1	
PF39B	18	GY	GXL	2033819C1	1673790C1	9900C	A	1652325C1		
PF39-GB	16	WH	GXL	2033819C1	1673790C1	9900C	B	1652325C1	1661874C1	
PF39-GB	16	WH	GXL	2033819C1	1673790C1	9900C	B	1652325C1		
TA39B	16	GY	GXL	2033819C1	1673790C1	9900D	A	1652325C1		
TA39B	16	GY	GXL	2033819C1	1673790C1	9900D	A	1652325C1		
TA39-GB	16	WH	GXL	2033819C1	1673790C1	9900D	B	1652325C1		
TA39-GB	16	WH	GXL	2033819C1	1673790C1	9900D	B	1652325C1		
PD39B	16	GY	GXL	2033819C1	1673790C1	9900E	A	1652325C1	3544678C1	
PD39B	16	GY	GXL	2033819C1	1673790C1	9900E	A	1652325C1		

Circuit Number	Gauge	Color	Insulation	Terminal / Splice Number	Connector Part number	Connector Number	Cavity	Seal/Sleeve	Lock 1	Lock 2
PD39-GB	16	WH	GXL	2033819C1	1673790C1	9900E	B	1652325C1	3543732C1	
PD39-GB	16	WH	GXL	2033819C1	1673790C1	9900E	B	1652325C1		
PR39B	16	GY	GXL	2033819C1	1673790C1	9900F	A	1652325C1		
PR39-GB	16	WH	GXL	2033819C1	1673790C1	9900F	B	1652325C1	1655705C1	
PW39B	16	GY	GXL	2033819C1	1673790C1	9900G	A	1652325C1	3768016C1	
PH39B	16	GY	GXL	2033819C1	1673790C1	9900G	A	1652325C1		
PW39-GB	16	WH	GXL	2033819C1	1673790C1	9900G	B	1652325C1	1661263C1	3540454C1
PH39-GB	16	WH	GXL	2033819C1	1673790C1	9900G	B	1652325C1		
PV39B	16	GY	GXL	2033819C1	1673790C1	9900H	A	1652325C1		
PJ39B	16	GY	GXL	2033819C1	1673790C1	9900H	A	1652325C1		
PV39-GB	16	WH	GXL	2033819C1	1673790C1	9900H	B	1652325C1	3539892C1	3539893C1
PJ39-GB	16	WH	GXL	2033819C1	1673790C1	9900H	B	1652325C1		
PU39B	16	GY	GXL	2033819C1	1673790C1	9900J	A	1652325C1		
PK39B	16	GY	GXL	2033819C1	1673790C1	9900J	A	1652325C1		
PU39-GB	16	WH	GXL	2033819C1	1673790C1	9900J	B	1652325C1	3683466C1	3573833C1
PK39-GB	16	WH	GXL	2033819C1	1673790C1	9900J	B	1652325C1		
RY14LSA	18	BK	GXL	587576C1	587570C91	9913B	A	1652325C1		
RY14LSA	18	BK	GXL	587576C1	587570C91	9913B	A	1652325C1		
RY14LSB	18	RD	GXL	587576C1	587570C91	9913B	B	1652325C1		
RY14LSB	18	RD	GXL	587576C1	587570C91	9913B	B	1652325C1		
RY14LSC	12	WH	GXL	1673747C1	587570C91	9913B	C	589390C1		
RY14LSC	12	WH	GXL	1673747C1	587570C91	9913B	C	589390C1		
KV14A	12	RD	TXL	2033816C1	1671610C1	9932M	A	589391C1		
KN14A	12	RD	TXL	2033816C1	1671610C1	9932M	A	589391C1		
QW9BB	18	GY	TXL	239481R1		AS1	-	2644000R1		
QW9BC	18	GY	GXL	239481R1		AS1	-	2644000R1		
QW9BD	18	GY	GXL	239481R1		AS1	-	2644000R1		
9G5BC(+)	18	YL	TXL	239481R1		AS10	-	2644000R1		
9G5BD(+)	18	YL	TXL	239481R1		AS10	-	2644000R1		
9G5BE(+)	18	YL	TXL	239481R1		AS10	-	2644000R1		
9L5BC(+)	18	YL	TXL	239481R1		AS10	-	2644000R1		
9L5BD(+)	18	YL	TXL	239481R1		AS10	-	2644000R1		
9L5BE(+)	18	YL	TXL	239481R1		AS10	-	2644000R1		
9V5BC(+)	18	YL	TXL	239481R1		AS10	-	2644000R1		
9V5BD(+)	18	YL	TXL	239481R1		AS10	-	2644000R1		
9V5BE(+)	18	YL	TXL	239481R1		AS10	-	2644000R1		
9Z5BC(+)	18	YL	TXL	239481R1		AS10	-	2644000R1		
9Z5BD(+)	18	YL	TXL	239481R1		AS10	-	2644000R1		
9Z5BE(+)	18	YL	TXL	239481R1		AS10	-	2644000R1		
9G5BC(-)	18	GN	TXL	239481R1		AS11	-	2644000R1		
9G5BD(-)	18	GN	TXL	239481R1		AS11	-	2644000R1		
9G5BE(-)	18	GN	TXL	239481R1		AS11	-	2644000R1		
9L5BC(-)	18	GN	TXL	239481R1		AS11	-	2644000R1		
9L5BD(-)	18	GN	TXL	239481R1		AS11	-	2644000R1		
9L5BE(-)	18	GN	TXL	239481R1		AS11	-	2644000R1		
9V5BC(-)	18	GN	TXL	239481R1		AS11	-	2644000R1		
9V5BD(-)	18	GN	TXL	239481R1		AS11	-	2644000R1		
9V5BE(-)	18	GN	TXL	239481R1		AS11	-	2644000R1		
9Z5BC(-)	18	GN	TXL	239481R1		AS11	-	2644000R1		
9Z5BD(-)	18	GN	TXL	239481R1		AS11	-	2644000R1		
9Z5BE(-)	18	GN	TXL	239481R1		AS11	-	2644000R1		
9S5AA(-)	18	GN	TXL	239481R1		AS13	-	2644000R1		
9S5AB(-)	18	GN	TXL	239481R1		AS13	-	2644000R1		
9S5AC(-)	18	GN	TXL	239481R1		AS13	-	2644000R1		

Circuit Number	Gauge	Color	Insulation	Terminal / Splice Number	Connector Part number	Connector Number	Cavity	Seal/Sleeve	Lock 1	Lock 2
9T5AA(-)	18	GN	TXL	239481R1		AS13	-	2644000R1		
9T5AB(-)	18	GN	TXL	239481R1		AS13	-	2644000R1		
9T5AC(-)	18	GN	TXL	239481R1		AS13	-	2644000R1		
9W5AA(-)	18	GN	TXL	239481R1		AS13	-	2644000R1		
9W5AB(-)	18	GN	TXL	239481R1		AS13	-	2644000R1		
9W5AC(-)	18	GN	TXL	239481R1		AS13	-	2644000R1		
9Y5AA(-)	18	GN	TXL	239481R1		AS13	-	2644000R1		
9Y5AB(-)	18	GN	TXL	239481R1		AS13	-	2644000R1		
9Y5AC(-)	18	GN	TXL	239481R1		AS13	-	2644000R1		
9S5AA(+)	18	YL	TXL	239481R1		AS14	-	2644000R1		
9S5AB(+)	18	YL	TXL	239481R1		AS14	-	2644000R1		
9S5AC(+)	18	YL	TXL	239481R1		AS14	-	2644000R1		
9T5AA(+)	18	YL	TXL	239481R1		AS14	-	2644000R1		
9T5AB(+)	18	YL	TXL	239481R1		AS14	-	2644000R1		
9T5AC(+)	18	YL	TXL	239481R1		AS14	-	2644000R1		
9W5AA(+)	18	YL	TXL	239481R1		AS14	-	2644000R1		
9W5AB(+)	18	YL	TXL	239481R1		AS14	-	2644000R1		
9W5AC(+)	18	YL	TXL	239481R1		AS14	-	2644000R1		
9Y5AA(+)	18	YL	TXL	239481R1		AS14	-	2644000R1		
9Y5AB(+)	18	YL	TXL	239481R1		AS14	-	2644000R1		
9Y5AC(+)	18	YL	TXL	239481R1		AS14	-	2644000R1		
9D5A(+)	18	YL	TXL	239481R1		AS17	-	2644000R1		
9D5B(+)	18	YL	TXL	239481R1		AS17	-	2644000R1		
9D5C(+)	18	YL	TXL	239481R1		AS17	-	2644000R1		
9K5A(+)	18	YL	TXL	239481R1		AS17	-	2644000R1		
9K5B(+)	18	YL	TXL	239481R1		AS17	-	2644000R1		
9K5C(+)	18	YL	TXL	239481R1		AS17	-	2644000R1		
9M5A(+)	18	YL	TXL	239481R1		AS17	-	2644000R1		
9M5B(+)	18	YL	TXL	239481R1		AS17	-	2644000R1		
9M5C(+)	18	YL	TXL	239481R1		AS17	-	2644000R1		
9N5A(+)	18	YL	TXL	239481R1		AS17	-	2644000R1		
9N5B(+)	18	YL	TXL	239481R1		AS17	-	2644000R1		
9N5C(+)	18	YL	TXL	239481R1		AS17	-	2644000R1		
9Q5A(+)	18	YL	TXL	239481R1		AS17	-	2644000R1		
9Q5B(+)	18	YL	TXL	239481R1		AS17	-	2644000R1		
9Q5C(+)	18	YL	TXL	239481R1		AS17	-	2644000R1		
9R5A(+)	18	YL	TXL	239481R1		AS17	-	2644000R1		
9R5B(+)	18	YL	TXL	239481R1		AS17	-	2644000R1		
9R5C(+)	18	YL	TXL	239481R1		AS17	-	2644000R1		
9U5A(+)	18	YL	TXL	239481R1		AS17	-	2644000R1		
9U5B(+)	18	YL	TXL	239481R1		AS17	-	2644000R1		
9U5C(+)	18	YL	TXL	239481R1		AS17	-	2644000R1		
GB5A(+)	18	YL	TXL	239481R1		AS17	-	2644000R1		
GB5B(+)	18	YL	TXL	239481R1		AS17	-	2644000R1		
GB5C(+)	18	YL	TXL	239481R1		AS17	-	2644000R1		
GE5A(+)	18	YL	TXL	239481R1		AS17	-	2644000R1		
GE5B(+)	18	YL	TXL	239481R1		AS17	-	2644000R1		
GE5C(+)	18	YL	TXL	239481R1		AS17	-	2644000R1		
GG5A(+)	18	YL	TXL	239481R1		AS17	-	2644000R1		
GG5B(+)	18	YL	TXL	239481R1		AS17	-	2644000R1		
GG5C(+)	18	YL	TXL	239481R1		AS17	-	2644000R1		
GH5A(+)	18	YL	TXL	239481R1		AS17	-	2644000R1		
GH5B(+)	18	YL	TXL	239481R1		AS17	-	2644000R1		
GH5C(+)	18	YL	TXL	239481R1		AS17	-	2644000R1		

Circuit Number	Gauge	Color	Insulation	Terminal / Splice Number	Connector Part number	Connector Number	Cavity	Seal/Sleeve	Lock 1	Lock 2
GJ5A(+)	18	YL	TXL	239481R1		AS17	-	2644000R1		
GJ5B(+)	18	YL	TXL	239481R1		AS17	-	2644000R1		
GJ5C(+)	18	YL	TXL	239481R1		AS17	-	2644000R1		
GK5A(+)	18	YL	TXL	239481R1		AS17	-	2644000R1		
GK5B(+)	18	YL	TXL	239481R1		AS17	-	2644000R1		
GK5C(+)	18	YL	TXL	239481R1		AS17	-	2644000R1		
GL5A(+)	18	YL	TXL	239481R1		AS17	-	2644000R1		
GL5B(+)	18	YL	TXL	239481R1		AS17	-	2644000R1		
GL5C(+)	18	YL	TXL	239481R1		AS17	-	2644000R1		
GM5A(+)	18	YL	TXL	239481R1		AS17	-	2644000R1		
GM5B(+)	18	YL	TXL	239481R1		AS17	-	2644000R1		
GM5C(+)	18	YL	TXL	239481R1		AS17	-	2644000R1		
GN5A(+)	18	YL	TXL	239481R1		AS17	-	2644000R1		
GN5B(+)	18	YL	TXL	239481R1		AS17	-	2644000R1		
GN5C(+)	18	YL	TXL	239481R1		AS17	-	2644000R1		
GP5A(+)	18	YL	TXL	239481R1		AS17	-	2644000R1		
GP5B(+)	18	YL	TXL	239481R1		AS17	-	2644000R1		
GP5C(+)	18	YL	TXL	239481R1		AS17	-	2644000R1		
GQ5A(+)	18	YL	TXL	239481R1		AS17	-	2644000R1		
GQ5B(+)	18	YL	TXL	239481R1		AS17	-	2644000R1		
GQ5C(+)	18	YL	TXL	239481R1		AS17	-	2644000R1		
GT5A(+)	18	YL	TXL	239481R1		AS17	-	2644000R1		
GT5B(+)	18	YL	TXL	239481R1		AS17	-	2644000R1		
GT5C(+)	18	YL	TXL	239481R1		AS17	-	2644000R1		
GU5A(+)	18	YL	TXL	239481R1		AS17	-	2644000R1		
GU5B(+)	18	YL	TXL	239481R1		AS17	-	2644000R1		
GU5C(+)	18	YL	TXL	239481R1		AS17	-	2644000R1		
GV5A(+)	18	YL	TXL	239481R1		AS17	-	2644000R1		
GV5B(+)	18	YL	TXL	239481R1		AS17	-	2644000R1		
GV5C(+)	18	YL	TXL	239481R1		AS17	-	2644000R1		
GW5A(+)	18	YL	TXL	239481R1		AS17	-	2644000R1		
GW5B(+)	18	YL	TXL	239481R1		AS17	-	2644000R1		
GW5C(+)	18	YL	TXL	239481R1		AS17	-	2644000R1		
9D5A(-)	18	GN	TXL	239481R1		AS18	-	2644000R1		
9D5B(-)	18	GN	TXL	239481R1		AS18	-	2644000R1		
9D5C(-)	18	GN	TXL	239481R1		AS18	-	2644000R1		
9K5A(-)	18	GN	TXL	239481R1		AS18	-	2644000R1		
9K5B(-)	18	GN	TXL	239481R1		AS18	-	2644000R1		
9K5C(-)	18	GN	TXL	239481R1		AS18	-	2644000R1		
9M5A(-)	18	GN	TXL	239481R1		AS18	-	2644000R1		
9M5B(-)	18	GN	TXL	239481R1		AS18	-	2644000R1		
9M5C(-)	18	GN	TXL	239481R1		AS18	-	2644000R1		
9N5A(-)	18	GN	TXL	239481R1		AS18	-	2644000R1		
9N5B(-)	18	GN	TXL	239481R1		AS18	-	2644000R1		
9N5C(-)	18	GN	TXL	239481R1		AS18	-	2644000R1		
9Q5A(-)	18	GN	TXL	239481R1		AS18	-	2644000R1		
9Q5B(-)	18	GN	TXL	239481R1		AS18	-	2644000R1		
9Q5C(-)	18	GN	TXL	239481R1		AS18	-	2644000R1		
9R5A(-)	18	GN	TXL	239481R1		AS18	-	2644000R1		
9R5B(-)	18	GN	TXL	239481R1		AS18	-	2644000R1		
9R5C(-)	18	GN	TXL	239481R1		AS18	-	2644000R1		
9U5A(-)	18	GN	TXL	239481R1		AS18	-	2644000R1		
9U5B(-)	18	GN	TXL	239481R1		AS18	-	2644000R1		
9U5C(-)	18	GN	TXL	239481R1		AS18	-	2644000R1		

Circuit Number	Gauge	Color	Insulation	Terminal / Splice Number	Connector Part number	Connector Number	Cavity	Seal/Sleeve	Lock 1	Lock 2
GB5A(-)	18	GN	TXL	239481R1		AS18	-	2644000R1		
GB5B(-)	18	GN	TXL	239481R1		AS18	-	2644000R1		
GB5C(-)	18	GN	TXL	239481R1		AS18	-	2644000R1		
GE5A(-)	18	GN	TXL	239481R1		AS18	-	2644000R1		
GE5B(-)	18	GN	TXL	239481R1		AS18	-	2644000R1		
GE5C(-)	18	GN	TXL	239481R1		AS18	-	2644000R1		
GG5A(-)	18	GN	TXL	239481R1		AS18	-	2644000R1		
GG5B(-)	18	GN	TXL	239481R1		AS18	-	2644000R1		
GG5C(-)	18	GN	TXL	239481R1		AS18	-	2644000R1		
GH5A(-)	18	GN	TXL	239481R1		AS18	-	2644000R1		
GH5B(-)	18	GN	TXL	239481R1		AS18	-	2644000R1		
GH5C(-)	18	GN	TXL	239481R1		AS18	-	2644000R1		
GJ5A(-)	18	GN	TXL	239481R1		AS18	-	2644000R1		
GJ5B(-)	18	GN	TXL	239481R1		AS18	-	2644000R1		
GJ5C(-)	18	GN	TXL	239481R1		AS18	-	2644000R1		
GK5A(-)	18	GN	TXL	239481R1		AS18	-	2644000R1		
GK5B(-)	18	GN	TXL	239481R1		AS18	-	2644000R1		
GK5C(-)	18	GN	TXL	239481R1		AS18	-	2644000R1		
GL5A(-)	18	GN	TXL	239481R1		AS18	-	2644000R1		
GL5B(-)	18	GN	TXL	239481R1		AS18	-	2644000R1		
GL5C(-)	18	GN	TXL	239481R1		AS18	-	2644000R1		
GM5A(-)	18	GN	TXL	239481R1		AS18	-	2644000R1		
GM5B(-)	18	GN	TXL	239481R1		AS18	-	2644000R1		
GM5C(-)	18	GN	TXL	239481R1		AS18	-	2644000R1		
GN5A(-)	18	GN	TXL	239481R1		AS18	-	2644000R1		
GN5B(-)	18	GN	TXL	239481R1		AS18	-	2644000R1		
GN5C(-)	18	GN	TXL	239481R1		AS18	-	2644000R1		
GP5A(-)	18	GN	TXL	239481R1		AS18	-	2644000R1		
GP5B(-)	18	GN	TXL	239481R1		AS18	-	2644000R1		
GP5C(-)	18	GN	TXL	239481R1		AS18	-	2644000R1		
GQ5A(-)	18	GN	TXL	239481R1		AS18	-	2644000R1		
GQ5B(-)	18	GN	TXL	239481R1		AS18	-	2644000R1		
GQ5C(-)	18	GN	TXL	239481R1		AS18	-	2644000R1		
GT5A(-)	18	GN	TXL	239481R1		AS18	-	2644000R1		
GT5B(-)	18	GN	TXL	239481R1		AS18	-	2644000R1		
GT5C(-)	18	GN	TXL	239481R1		AS18	-	2644000R1		
GU5A(-)	18	GN	TXL	239481R1		AS18	-	2644000R1		
GU5B(-)	18	GN	TXL	239481R1		AS18	-	2644000R1		
GU5C(-)	18	GN	TXL	239481R1		AS18	-	2644000R1		
GV5A(-)	18	GN	TXL	239481R1		AS18	-	2644000R1		
GV5B(-)	18	GN	TXL	239481R1		AS18	-	2644000R1		
GV5C(-)	18	GN	TXL	239481R1		AS18	-	2644000R1		
GW5A(-)	18	GN	TXL	239481R1		AS18	-	2644000R1		
GW5B(-)	18	GN	TXL	239481R1		AS18	-	2644000R1		
GW5C(-)	18	GN	TXL	239481R1		AS18	-	2644000R1		
YD13COG	16	PK	TXL	239481R1		AS19	-	2644000R1		
YD67A	16	PK	TXL	239481R1		AS19	-	2644000R1		
YD67Y	18	PK	TXL	239481R1		AS19	-	2644000R1		
QW79A	18	GY	TXL	239481R1		AS2	-	2644000R1		
QW79B	18	GY	GXL	239481R1		AS2	-	2644000R1		
QW79C	18	GY	GXL	239481R1		AS2	-	2644000R1		
WG63	18	DKBL	TXL	239481R1		AS21	-	2644000R1		
WG63BB	18	DKBL	TXL	239481R1		AS21	-	2644000R1		
WG63BC	18	DKBL	TXL	239481R1		AS21	-	2644000R1		

Circuit Number	Gauge	Color	Insulation	Terminal / Splice Number	Connector Part number	Connector Number	Cavity	Seal/Sleeve	Lock 1	Lock 2
WG63BD	18	DKBL	TXL	239481R1		AS21	-	2644000R1		
WJ63	18	DKBL	TXL	239481R1		AS21	-	2644000R1		
WJ63BB	18	DKBL	TXL	239481R1		AS21	-	2644000R1		
WJ63BC	18	DKBL	TXL	239481R1		AS21	-	2644000R1		
WJ63BD	18	DKBL	TXL	239481R1		AS21	-	2644000R1		
WJ63BE	18	DKBL	TXL	239481R1		AS21	-	2644000R1		
AB60C	18	OR	TXL	239481R1		AS23	-	2644000R1		
AB62	18	DKBL	TXL	239481R1		AS23	-	2644000R1		
AB62DD	18	DKBL	TXL	239481R1		AS23	-	2644000R1		
HB103	6	RD	SGX	239481R1		AS24	-	2644000R1		
HB103-FL	10	RS	FUS	239481R1		AS24	-	2644000R1		
HC103-FL	10	RS	FUS	239481R1		AS24	-	2644000R1		
HC103S	6	RD	SGX	239481R1		AS24	-	2644000R1		
HZ14-FL	8	LTBL	FUS	239481R1		AS25	-	2644000R1		
HZ14BC	4	RD	SGX	239481R1		AS25	-	2644000R1		
XZ56	16	OR	TXL	239481R1		AS26	-	2644000R1		
XZ56B	16	OR	TXL	239481R1		AS26	-	2644000R1		
XZ56D	18	OR	TXL	239481R1		AS26	-	2644000R1		
YN56	18	OR	TXL	239481R1		AS26	-	2644000R1		
YN56B	16	OR	TXL	239481R1		AS26	-	2644000R1		
YN56D	18	OR	TXL	239481R1		AS26	-	2644000R1		
YY56	16	OR	TXL	239481R1		AS26	-	2644000R1		
YY56B	16	OR	TXL	239481R1		AS26	-	2644000R1		
YY56D	18	OR	TXL	239481R1		AS26	-	2644000R1		
QE14A	12	RD	TXL	239481R1		AS27	-	2644000R1		
QE14B	12	RD	TXL	239481R1		AS27	-	2644000R1		
QE14C	12	RD	TXL	239481R1		AS27	-	2644000R1		
QE11-GCN	12	WH	TXL	239481R1		AS28	-	2644000R1		
QE11-GP	12	WH	TXL	239481R1		AS28	-	2644000R1		
QE11-GR	12	WH	TXL	239481R1		AS28	-	2644000R1		
DD13FAL	14	BN	GXL	239481R1		AS29	-	2644000R1		
DD13FAM	18	BN	TXL	239481R1		AS29	-	2644000R1		
DH13A	14	GY	TXL	239481R1		AS29	-	2644000R1		
DH13C	18	GY	TXL	239481R1		AS29	-	2644000R1		
QD105-GA	16	WH	TXL	239481R1		AS3	-	2644000R1		
QD105-GB	16	WH	TXL	239481R1		AS3	-	2644000R1		
QD105-GCP	16	WH	TXL	239481R1		AS3	-	2644000R1		
QU11-GH	18	WH	TXL	239481R1		AS32	-	2644000R1		
QU11-GH1	18	WH	TXL	239481R1		AS32	-	2644000R1		
QU11-GH2	18	WH	TXL	239481R1		AS32	-	2644000R1		
QY11-GM1	18	WH	TXL	239481R1		AS32	-	2644000R1		
QY11-GM2	18	WH	TXL	239481R1		AS32	-	2644000R1		
QY11-GM3	18	WH	TXL	239481R1		AS32	-	2644000R1		
QZ13R1	18	RD	TXL	239481R1		AS33	-	2644000R1		
QZ13R2	18	RD	TXL	239481R1		AS33	-	2644000R1		
QZ13R3	18	RD	TXL	239481R1		AS33	-	2644000R1		
9D5C(+)	18	YL	TXL	239481R1		AS34	-	2644000R1		
9D5E(+)	18	YL	TXL	239481R1		AS34	-	2644000R1		
9K5C(+)	18	YL	TXL	239481R1		AS34	-	2644000R1		
9K5D(+)	18	YL	TXL	239481R1		AS34	-	2644000R1		
9K5E(+)	18	YL	TXL	239481R1		AS34	-	2644000R1		
9M5C(+)	18	YL	TXL	239481R1		AS34	-	2644000R1		
9M5E(+)	18	YL	TXL	239481R1		AS34	-	2644000R1		
9N5C(+)	18	YL	TXL	239481R1		AS34	-	2644000R1		

Circuit Number	Gauge	Color	Insulation	Terminal / Splice Number	Connector Part number	Connector Number	Cavity	Seal/Sleeve	Lock 1	Lock 2
9N5E(+)	18	YL	TXL	239481R1		AS34	-	2644000R1		
9Q5C(+)	18	YL	TXL	239481R1		AS34	-	2644000R1		
9Q5E(+)	18	YL	TXL	239481R1		AS34	-	2644000R1		
9R5C(+)	18	YL	TXL	239481R1		AS34	-	2644000R1		
9R5D(+)	18	YL	TXL	239481R1		AS34	-	2644000R1		
9R5E(+)	18	YL	TXL	239481R1		AS34	-	2644000R1		
9U5C(+)	18	YL	TXL	239481R1		AS34	-	2644000R1		
9U5D(+)	18	YL	TXL	239481R1		AS34	-	2644000R1		
9U5E(+)	18	YL	TXL	239481R1		AS34	-	2644000R1		
GB5C(+)	18	YL	TXL	239481R1		AS34	-	2644000R1		
GB5D(+)	18	YL	TXL	239481R1		AS34	-	2644000R1		
GB5E(+)	18	YL	TXL	239481R1		AS34	-	2644000R1		
GE5C(+)	18	YL	TXL	239481R1		AS34	-	2644000R1		
GE5D(+)	18	YL	TXL	239481R1		AS34	-	2644000R1		
GE5E(+)	18	YL	TXL	239481R1		AS34	-	2644000R1		
GG5C(+)	18	YL	TXL	239481R1		AS34	-	2644000R1		
GG5D(+)	18	YL	TXL	239481R1		AS34	-	2644000R1		
GG5E(+)	18	YL	TXL	239481R1		AS34	-	2644000R1		
GH5C(+)	18	YL	TXL	239481R1		AS34	-	2644000R1		
GH5D(+)	18	YL	TXL	239481R1		AS34	-	2644000R1		
GH5E(+)	18	YL	TXL	239481R1		AS34	-	2644000R1		
GJ5C(+)	18	YL	TXL	239481R1		AS34	-	2644000R1		
GJ5D(+)	18	YL	TXL	239481R1		AS34	-	2644000R1		
GJ5E(+)	18	YL	TXL	239481R1		AS34	-	2644000R1		
GK5C(+)	18	YL	TXL	239481R1		AS34	-	2644000R1		
GK5D(+)	18	YL	TXL	239481R1		AS34	-	2644000R1		
GK5E(+)	18	YL	TXL	239481R1		AS34	-	2644000R1		
GL5C(+)	18	YL	TXL	239481R1		AS34	-	2644000R1		
GL5D(+)	18	YL	TXL	239481R1		AS34	-	2644000R1		
GL5E(+)	18	YL	TXL	239481R1		AS34	-	2644000R1		
GM5C(+)	18	YL	TXL	239481R1		AS34	-	2644000R1		
GM5D(+)	18	YL	TXL	239481R1		AS34	-	2644000R1		
GM5E(+)	18	YL	TXL	239481R1		AS34	-	2644000R1		
GN5C(+)	18	YL	TXL	239481R1		AS34	-	2644000R1		
GN5D(+)	18	YL	TXL	239481R1		AS34	-	2644000R1		
GN5E(+)	18	YL	TXL	239481R1		AS34	-	2644000R1		
GP5C(+)	18	YL	TXL	239481R1		AS34	-	2644000R1		
GP5D(+)	18	YL	TXL	239481R1		AS34	-	2644000R1		
GP5E(+)	18	YL	TXL	239481R1		AS34	-	2644000R1		
GQ5C(+)	18	YL	TXL	239481R1		AS34	-	2644000R1		
GQ5D(+)	18	YL	TXL	239481R1		AS34	-	2644000R1		
GQ5E(+)	18	YL	TXL	239481R1		AS34	-	2644000R1		
GT5C(+)	18	YL	TXL	239481R1		AS34	-	2644000R1		
GT5D(+)	18	YL	TXL	239481R1		AS34	-	2644000R1		
GT5E(+)	18	YL	TXL	239481R1		AS34	-	2644000R1		
GU5C(+)	18	YL	TXL	239481R1		AS34	-	2644000R1		
GU5D(+)	18	YL	TXL	239481R1		AS34	-	2644000R1		
GU5E(+)	18	YL	TXL	239481R1		AS34	-	2644000R1		
GV5C(+)	18	YL	TXL	239481R1		AS34	-	2644000R1		
GV5D(+)	18	YL	TXL	239481R1		AS34	-	2644000R1		
GV5E(+)	18	YL	TXL	239481R1		AS34	-	2644000R1		
GW5C(+)	18	YL	TXL	239481R1		AS34	-	2644000R1		
GW5D(+)	18	YL	TXL	239481R1		AS34	-	2644000R1		
GW5E(+)	18	YL	TXL	239481R1		AS34	-	2644000R1		

Circuit Number	Gauge	Color	Insulation	Terminal / Splice Number	Connector Part number	Connector Number	Cavity	Seal/Sleeve	Lock 1	Lock 2
9D5C(-)	18	GN	TXL	239481R1		AS35	-	2644000R1		
9D5E(-)	18	GN	TXL	239481R1		AS35	-	2644000R1		
9K5C(-)	18	GN	TXL	239481R1		AS35	-	2644000R1		
9K5E(-)	18	GN	TXL	239481R1		AS35	-	2644000R1		
9M5C(-)	18	GN	TXL	239481R1		AS35	-	2644000R1		
9M5E(-)	18	GN	TXL	239481R1		AS35	-	2644000R1		
9N5C(-)	18	GN	TXL	239481R1		AS35	-	2644000R1		
9N5E(-)	18	GN	TXL	239481R1		AS35	-	2644000R1		
9Q5C(-)	18	GN	TXL	239481R1		AS35	-	2644000R1		
9Q5E(-)	18	GN	TXL	239481R1		AS35	-	2644000R1		
9R5C(-)	18	GN	TXL	239481R1		AS35	-	2644000R1		
9R5D(-)	18	GN	TXL	239481R1		AS35	-	2644000R1		
9R5E(-)	18	GN	TXL	239481R1		AS35	-	2644000R1		
9U5C(-)	18	GN	TXL	239481R1		AS35	-	2644000R1		
9U5E(-)	18	GN	TXL	239481R1		AS35	-	2644000R1		
GB5C(-)	18	GN	TXL	239481R1		AS35	-	2644000R1		
GB5D(-)	18	GN	TXL	239481R1		AS35	-	2644000R1		
GB5E(-)	18	GN	TXL	239481R1		AS35	-	2644000R1		
GE5C(-)	18	GN	TXL	239481R1		AS35	-	2644000R1		
GE5D(-)	18	GN	TXL	239481R1		AS35	-	2644000R1		
GE5E(-)	18	GN	TXL	239481R1		AS35	-	2644000R1		
GG5C(-)	18	GN	TXL	239481R1		AS35	-	2644000R1		
GG5D(-)	18	GN	TXL	239481R1		AS35	-	2644000R1		
GG5E(-)	18	GN	TXL	239481R1		AS35	-	2644000R1		
GH5C(-)	18	GN	TXL	239481R1		AS35	-	2644000R1		
GH5D(-)	18	GN	TXL	239481R1		AS35	-	2644000R1		
GH5E(-)	18	GN	TXL	239481R1		AS35	-	2644000R1		
GJ5C(-)	18	GN	TXL	239481R1		AS35	-	2644000R1		
GJ5D(-)	18	GN	TXL	239481R1		AS35	-	2644000R1		
GJ5E(-)	18	GN	TXL	239481R1		AS35	-	2644000R1		
GK5C(-)	18	GN	TXL	239481R1		AS35	-	2644000R1		
GK5D(-)	18	GN	TXL	239481R1		AS35	-	2644000R1		
GK5E(-)	18	GN	TXL	239481R1		AS35	-	2644000R1		
GL5C(-)	18	GN	TXL	239481R1		AS35	-	2644000R1		
GL5D(-)	18	GN	TXL	239481R1		AS35	-	2644000R1		
GL5E(-)	18	GN	TXL	239481R1		AS35	-	2644000R1		
GM5C(-)	18	GN	TXL	239481R1		AS35	-	2644000R1		
GM5D(-)	18	GN	TXL	239481R1		AS35	-	2644000R1		
GM5E(-)	18	GN	TXL	239481R1		AS35	-	2644000R1		
GN5C(-)	18	GN	TXL	239481R1		AS35	-	2644000R1		
GN5D(-)	18	GN	TXL	239481R1		AS35	-	2644000R1		
GN5E(-)	18	GN	TXL	239481R1		AS35	-	2644000R1		
GP5C(-)	18	GN	TXL	239481R1		AS35	-	2644000R1		
GP5D(-)	18	GN	TXL	239481R1		AS35	-	2644000R1		
GP5E(-)	18	GN	TXL	239481R1		AS35	-	2644000R1		
GQ5C(-)	18	GN	TXL	239481R1		AS35	-	2644000R1		
GQ5D(-)	18	GN	TXL	239481R1		AS35	-	2644000R1		
GQ5E(-)	18	GN	TXL	239481R1		AS35	-	2644000R1		
GT5C(-)	18	GN	TXL	239481R1		AS35	-	2644000R1		
GT5D(-)	18	GN	TXL	239481R1		AS35	-	2644000R1		
GT5E(-)	18	GN	TXL	239481R1		AS35	-	2644000R1		
GU5C(-)	18	GN	TXL	239481R1		AS35	-	2644000R1		
GU5D(-)	18	GN	TXL	239481R1		AS35	-	2644000R1		
GU5E(-)	18	GN	TXL	239481R1		AS35	-	2644000R1		

Circuit Number	Gauge	Color	Insulation	Terminal / Splice Number	Connector Part number	Connector Number	Cavity	Seal/Sleeve	Lock 1	Lock 2
GV5C(-)	18	GN	TXL	239481R1		AS35	-	2644000R1		
GV5D(-)	18	GN	TXL	239481R1		AS35	-	2644000R1		
GV5E(-)	18	GN	TXL	239481R1		AS35	-	2644000R1		
GW5C(-)	18	GN	TXL	239481R1		AS35	-	2644000R1		
GW5D(-)	18	GN	TXL	239481R1		AS35	-	2644000R1		
GW5E(-)	18	GN	TXL	239481R1		AS35	-	2644000R1		
9S5AC(+)	18	YL	TXL	239481R1		AS36	-	2644000R1		
9S5AE(+)	18	YL	TXL	239481R1		AS36	-	2644000R1		
9T5AC(+)	18	YL	TXL	239481R1		AS36	-	2644000R1		
9T5AE(+)	18	YL	TXL	239481R1		AS36	-	2644000R1		
9W5AC(+)	18	YL	TXL	239481R1		AS36	-	2644000R1		
9W5AD(+)	18	YL	TXL	239481R1		AS36	-	2644000R1		
9W5AE(+)	18	YL	TXL	239481R1		AS36	-	2644000R1		
9Y5AC(+)	18	YL	TXL	239481R1		AS36	-	2644000R1		
9Y5AD(+)	18	YL	TXL	239481R1		AS36	-	2644000R1		
9Y5AE(+)	18	YL	TXL	239481R1		AS36	-	2644000R1		
9S5AC(-)	18	GN	TXL	239481R1		AS37	-	2644000R1		
9S5AE(-)	18	GN	TXL	239481R1		AS37	-	2644000R1		
9T5AC(-)	18	GN	TXL	239481R1		AS37	-	2644000R1		
9T5AE(-)	18	GN	TXL	239481R1		AS37	-	2644000R1		
9W5AC(-)	18	GN	TXL	239481R1		AS37	-	2644000R1		
9W5AD(-)	18	GN	TXL	239481R1		AS37	-	2644000R1		
9W5AE(-)	18	GN	TXL	239481R1		AS37	-	2644000R1		
9Y5AC(-)	18	GN	TXL	239481R1		AS37	-	2644000R1		
9Y5AD(-)	18	GN	TXL	239481R1		AS37	-	2644000R1		
9Y5AE(-)	18	GN	TXL	239481R1		AS37	-	2644000R1		
VL58T	12	BN	TXL	239481R1		AS38	-	2644000R1		
VL58TA	12	BN	TXL	239481R1		AS38	-	2644000R1		
VL58TB	12	BN	TXL	239481R1		AS38	-	2644000R1		
VM58T	12	BN	TXL	239481R1		AS38	-	2644000R1		
VM58TA	12	BN	TXL	239481R1		AS38	-	2644000R1		
VM58TB	12	BN	TXL	239481R1		AS38	-	2644000R1		
VP58	12	BN	TXL	239481R1		AS38	-	2644000R1		
VP58BB	12	BN	TXL	239481R1		AS38	-	2644000R1		
VP58T	12	BN	TXL	239481R1		AS38	-	2644000R1		
VR58T	12	BN	TXL	239481R1		AS38	-	2644000R1		
VR58TA	12	BN	TXL	239481R1		AS38	-	2644000R1		
VR58TB	12	BN	TXL	239481R1		AS38	-	2644000R1		
VT58	12	BN	TXL	239481R1		AS38	-	2644000R1		
VT58T	12	BN	TXL	239481R1		AS38	-	2644000R1		
VT58TB	12	BN	TXL	239481R1		AS38	-	2644000R1		
VL68T	12	BN	TXL	239481R1		AS39	-	2644000R1		
VL68TA	12	BN	TXL	239481R1		AS39	-	2644000R1		
VL68TB	12	BN	TXL	239481R1		AS39	-	2644000R1		
VM68T	12	BN	TXL	239481R1		AS39	-	2644000R1		
VM68TA	12	BN	TXL	239481R1		AS39	-	2644000R1		
VM68TB	12	BN	TXL	239481R1		AS39	-	2644000R1		
VP68	12	BN	TXL	239481R1		AS39	-	2644000R1		
VP68BB	12	BN	TXL	239481R1		AS39	-	2644000R1		
VP68T	12	BN	TXL	239481R1		AS39	-	2644000R1		
VR68T	12	BN	TXL	239481R1		AS39	-	2644000R1		
VR68TA	12	BN	TXL	239481R1		AS39	-	2644000R1		
VR68TB	16	BN	TXL	239481R1		AS39	-	2644000R1		
VT68T	12	BN	TXL	239481R1		AS39	-	2644000R1		

Circuit Number	Gauge	Color	Insulation	Terminal / Splice Number	Connector Part number	Connector Number	Cavity	Seal/Sleeve	Lock 1	Lock 2
VT68TA	12	BN	TXL	239481R1		AS39	-	2644000R1		
VT68TB	12	BN	TXL	239481R1		AS39	-	2644000R1		
9E5BA(-)	18	GN	TXL	239481R1		AS4	-	2644000R1		
9E5BB(-)	18	GN	TXL	239481R1		AS4	-	2644000R1		
9E5BC(-)	18	GN	TXL	239481R1		AS4	-	2644000R1		
9G5BA(-)	18	GN	TXL	239481R1		AS4	-	2644000R1		
9G5BB(-)	18	GN	TXL	239481R1		AS4	-	2644000R1		
9G5BC(-)	18	GN	TXL	239481R1		AS4	-	2644000R1		
9H5BA(-)	18	GN	TXL	239481R1		AS4	-	2644000R1		
9H5BB(-)	18	GN	TXL	239481R1		AS4	-	2644000R1		
9H5BC(-)	18	GN	TXL	239481R1		AS4	-	2644000R1		
9L5BA(-)	18	GN	TXL	239481R1		AS4	-	2644000R1		
9L5BB(-)	18	GN	TXL	239481R1		AS4	-	2644000R1		
9L5BC(-)	18	GN	TXL	239481R1		AS4	-	2644000R1		
9V5BA(-)	18	GN	TXL	239481R1		AS4	-	2644000R1		
9V5BB(-)	18	GN	TXL	239481R1		AS4	-	2644000R1		
9V5BC(-)	18	GN	TXL	239481R1		AS4	-	2644000R1		
9Z5BA(-)	18	GN	TXL	239481R1		AS4	-	2644000R1		
9Z5BB(-)	18	GN	TXL	239481R1		AS4	-	2644000R1		
9Z5BC(-)	18	GN	TXL	239481R1		AS4	-	2644000R1		
9E5BA(+)	18	YL	TXL	239481R1		AS5	-	2644000R1		
9E5BB(+)	18	YL	TXL	239481R1		AS5	-	2644000R1		
9E5BC(+)	18	YL	TXL	239481R1		AS5	-	2644000R1		
9G5BA(+)	18	YL	TXL	239481R1		AS5	-	2644000R1		
9G5BB(+)	18	YL	TXL	239481R1		AS5	-	2644000R1		
9G5BC(+)	18	YL	TXL	239481R1		AS5	-	2644000R1		
9H5BA(+)	18	YL	TXL	239481R1		AS5	-	2644000R1		
9H5BB(+)	18	YL	TXL	239481R1		AS5	-	2644000R1		
9H5BC(+)	18	YL	TXL	239481R1		AS5	-	2644000R1		
9L5BA(+)	18	YL	TXL	239481R1		AS5	-	2644000R1		
9L5BB(+)	18	YL	TXL	239481R1		AS5	-	2644000R1		
9L5BC(+)	18	YL	TXL	239481R1		AS5	-	2644000R1		
9V5BA(+)	18	YL	TXL	239481R1		AS5	-	2644000R1		
9V5BB(+)	18	YL	TXL	239481R1		AS5	-	2644000R1		
9V5BC(+)	18	YL	TXL	239481R1		AS5	-	2644000R1		
9Z5BA(+)	18	YL	TXL	239481R1		AS5	-	2644000R1		
9Z5BB(+)	18	YL	TXL	239481R1		AS5	-	2644000R1		
9Z5BC(+)	18	YL	TXL	239481R1		AS5	-	2644000R1		
QV11-GF	18	WH	TXL	239481R1		AS6	-	2644000R1		
QV11-GF1	18	WH	TXL	239481R1		AS6	-	2644000R1		
QV11-GF2	18	WH	TXL	239481R1		AS6	-	2644000R1		
QD105A	16	LTGN	TXL	239481R1		AS7	-	2644000R1		
QD105B	16	LTGN	TXL	239481R1		AS7	-	2644000R1		
QD105C	16	LTGN	TXL	239481R1		AS7	-	2644000R1		
AA63A	16	LTBL	TXL	239481R1		AS8	-	2644000R1		
AA63B	16	DKBL	TXL	239481R1		AS8	-	2644000R1		
AA63C	16	DKBL	TXL	239481R1		AS8	-	2644000R1		
AA9B	18	GY	TXL	239481R1		AS9	-	2644000R1		
AA9BAA	16	GY	TXL	239481R1		AS9	-	2644000R1		
AA9BAB	16	GY	TXL	239481R1		AS9	-	2644000R1		
FB11-GBA	14	WH	TXL	239481R1		BS10	-	2644000R1		
FB11-GCB	14	WH	TXL	239481R1		BS10	-	2644000R1		
FB11-GCC	14	WH	TXL	239481R1		BS10	-	2644000R1		
FB11-GKJ	6	WH	SGX	239481R1		BS10	-	2644000R1		

Circuit Number	Gauge	Color	Insulation	Terminal / Splice Number	Connector Part number	Connector Number	Cavity	Seal/Sleeve	Lock 1	Lock 2
AD11-G	18	WH	TXL	239481R1		BS11	-	2644000R1		
AD11-GAC	18	WH	TXL	239481R1		BS11	-	2644000R1		
AD11-GK	18	WH	TXL	239481R1		BS11	-	2644000R1		
AD11-GKE	16	WH	TXL	239481R1		BS11	-	2644000R1		
AD11-GX	12	WH	TXL	239481R1		BS11	-	2644000R1		
AD63-GA	16	WH	TXL	239481R1		BS11	-	2644000R1		
AD87-GA	18	WH	TXL	239481R1		BS11	-	2644000R1		
AE11-G	18	WH	TXL	239481R1		BS11	-	2644000R1		
AE11-GAC	18	WH	TXL	239481R1		BS11	-	2644000R1		
AE11-GK	18	WH	TXL	239481R1		BS11	-	2644000R1		
AE11-GKE	16	WH	TXL	239481R1		BS11	-	2644000R1		
AE11-GX	12	WH	TXL	239481R1		BS11	-	2644000R1		
AE63-GA	16	WH	TXL	239481R1		BS11	-	2644000R1		
AE87-GA	18	WH	TXL	239481R1		BS11	-	2644000R1		
AE98-G	18	WH	TXL	239481R1		BS11	-	2644000R1		
RC81-G	10	WH	GXL	239481R1		BS12	-	2644000R1		
RC81-GA	12	WH	TXL	239481R1		BS12	-	2644000R1		
RC81-GB	12	WH	TXL	239481R1		BS12	-	2644000R1		
RD81-G	10	WH	GXL	239481R1		BS12	-	2644000R1		
RD81-GA	12	WH	TXL	239481R1		BS12	-	2644000R1		
RD81-GB	12	WH	TXL	239481R1		BS12	-	2644000R1		
RD81-GD	12	WH	TXL	239481R1		BS12	-	2644000R1		
RD81-GDA	12	WH	TXL	239481R1		BS12	-	2644000R1		
9S5AE(+)	18	YL	TXL	239481R1		BS13	-	2644000R1		
9S5AF(+)	20	YL	193	239481R1		BS13	-	2644000R1		
9S5AG(+)	18	YL	TXL	239481R1		BS13	-	2644000R1		
9T5AE(+)	18	YL	TXL	239481R1		BS13	-	2644000R1		
9T5AF(+)	20	YL	193	239481R1		BS13	-	2644000R1		
9T5AG(+)	18	YL	TXL	239481R1		BS13	-	2644000R1		
9W5AE(+)	18	YL	TXL	239481R1		BS13	-	2644000R1		
9W5AF(+)	20	YL	193	239481R1		BS13	-	2644000R1		
9W5AG(+)	18	YL	TXL	239481R1		BS13	-	2644000R1		
9Y5AE(+)	18	YL	TXL	239481R1		BS13	-	2644000R1		
9Y5AF(+)	20	YL	193	239481R1		BS13	-	2644000R1		
9Y5AG(+)	18	YL	TXL	239481R1		BS13	-	2644000R1		
9S5AE(-)	18	GN	TXL	239481R1		BS14	-	2644000R1		
9S5AF(-)	20	GN	193	239481R1		BS14	-	2644000R1		
9S5AG(-)	18	GN	TXL	239481R1		BS14	-	2644000R1		
9T5AE(-)	18	GN	TXL	239481R1		BS14	-	2644000R1		
9T5AF(-)	20	GN	193	239481R1		BS14	-	2644000R1		
9T5AG(-)	18	GN	TXL	239481R1		BS14	-	2644000R1		
9W5AE(-)	18	GN	TXL	239481R1		BS14	-	2644000R1		
9W5AF(-)	20	GN	193	239481R1		BS14	-	2644000R1		
9W5AG(-)	18	GN	TXL	239481R1		BS14	-	2644000R1		
9Y5AE(-)	18	GN	TXL	239481R1		BS14	-	2644000R1		
9Y5AF(-)	20	GN	193	239481R1		BS14	-	2644000R1		
9Y5AG(-)	18	GN	TXL	239481R1		BS14	-	2644000R1		
9E5BC(+)	18	YL	TXL	239481R1		BS15	-	2644000R1		
9E5BF(+)	18	YL	TXL	239481R1		BS15	-	2644000R1		
9E5BG(+)	18	YL	TXL	239481R1		BS15	-	2644000R1		
9G5BE(+)	18	YL	TXL	239481R1		BS15	-	2644000R1		
9G5BF(+)	18	YL	TXL	239481R1		BS15	-	2644000R1		
9G5BG(+)	18	YL	TXL	239481R1		BS15	-	2644000R1		
9H5BC(+)	18	YL	TXL	239481R1		BS15	-	2644000R1		

Circuit Number	Gauge	Color	Insulation	Terminal / Splice Number	Connector Part number	Connector Number	Cavity	Seal/Sleeve	Lock 1	Lock 2
9H5BF(+)	18	YL	TXL	239481R1		BS15	-	2644000R1		
9H5BG(+)	18	YL	TXL	239481R1		BS15	-	2644000R1		
9L5BE(+)	18	YL	TXL	239481R1		BS15	-	2644000R1		
9L5BF(+)	18	YL	TXL	239481R1		BS15	-	2644000R1		
9L5BG(+)	18	YL	TXL	239481R1		BS15	-	2644000R1		
9V5BE(+)	18	YL	TXL	239481R1		BS15	-	2644000R1		
9V5BF(+)	18	YL	TXL	239481R1		BS15	-	2644000R1		
9V5BG(+)	18	YL	TXL	239481R1		BS15	-	2644000R1		
9Z5BE(+)	18	YL	TXL	239481R1		BS15	-	2644000R1		
9Z5BF(+)	18	YL	TXL	239481R1		BS15	-	2644000R1		
9Z5BG(+)	18	YL	TXL	239481R1		BS15	-	2644000R1		
9E5BC(-)	18	GN	TXL	239481R1		BS16	-	2644000R1		
9E5BF(-)	18	GN	TXL	239481R1		BS16	-	2644000R1		
9E5BG(-)	18	GN	TXL	239481R1		BS16	-	2644000R1		
9G5BE(-)	18	GN	TXL	239481R1		BS16	-	2644000R1		
9G5BF(-)	18	GN	TXL	239481R1		BS16	-	2644000R1		
9G5BG(-)	18	GN	TXL	239481R1		BS16	-	2644000R1		
9H5BC(-)	18	GN	TXL	239481R1		BS16	-	2644000R1		
9H5BF(-)	18	GN	TXL	239481R1		BS16	-	2644000R1		
9H5BG(-)	18	GN	TXL	239481R1		BS16	-	2644000R1		
9L5BE(-)	18	GN	TXL	239481R1		BS16	-	2644000R1		
9L5BF(-)	18	GN	TXL	239481R1		BS16	-	2644000R1		
9L5BG(-)	18	GN	TXL	239481R1		BS16	-	2644000R1		
9V5BE(-)	18	GN	TXL	239481R1		BS16	-	2644000R1		
9V5BF(-)	18	GN	TXL	239481R1		BS16	-	2644000R1		
9V5BG(-)	18	GN	TXL	239481R1		BS16	-	2644000R1		
9Z5BE(-)	18	GN	TXL	239481R1		BS16	-	2644000R1		
9Z5BF(-)	18	GN	TXL	239481R1		BS16	-	2644000R1		
9Z5BG(-)	18	GN	TXL	239481R1		BS16	-	2644000R1		
XQ94AB	14	GY	GXL	239481R1		BS17	-	2644000R1		
XQ94AC	16	GY	GXL	239481R1		BS17	-	2644000R1		
XQ94SK	16	GY	GXL	239481R1		BS17	-	2644000R1		
8A5BA(+)	18	YL	TXL	239481R1		BS18	-	2644000R1		
8A5BB(+)	18	YL	TXL	239481R1		BS18	-	2644000R1		
8A5BC(+)	18	YL	TXL	239481R1		BS18	-	2644000R1		
9A5BA(+)	18	YL	TXL	239481R1		BS18	-	2644000R1		
9A5BB(+)	18	YL	TXL	239481R1		BS18	-	2644000R1		
9A5BC(+)	18	YL	TXL	239481R1		BS18	-	2644000R1		
9F5BA(+)	18	YL	TXL	239481R1		BS18	-	2644000R1		
9F5BB(+)	18	YL	TXL	239481R1		BS18	-	2644000R1		
9F5BC(+)	18	YL	TXL	239481R1		BS18	-	2644000R1		
9J5BA(+)	18	YL	TXL	239481R1		BS18	-	2644000R1		
9J5BB(+)	18	YL	TXL	239481R1		BS18	-	2644000R1		
9J5BC(+)	18	YL	TXL	239481R1		BS18	-	2644000R1		
9P5BA(+)	18	YL	TXL	239481R1		BS18	-	2644000R1		
9P5BB(+)	18	YL	TXL	239481R1		BS18	-	2644000R1		
9P5BC(+)	18	YL	TXL	239481R1		BS18	-	2644000R1		
9X5BA(+)	18	YL	TXL	239481R1		BS18	-	2644000R1		
9X5BB(+)	18	YL	TXL	239481R1		BS18	-	2644000R1		
9X5BC(+)	18	YL	TXL	239481R1		BS18	-	2644000R1		
GC5BA(+)	18	YL	TXL	239481R1		BS18	-	2644000R1		
GC5BB(+)	18	YL	TXL	239481R1		BS18	-	2644000R1		
GC5BC(+)	18	YL	TXL	239481R1		BS18	-	2644000R1		
GD5BA(+)	18	YL	TXL	239481R1		BS18	-	2644000R1		

Circuit Number	Gauge	Color	Insulation	Terminal / Splice Number	Connector Part number	Connector Number	Cavity	Seal/Sleeve	Lock 1	Lock 2
GD5BB(+)	18	YL	TXL	239481R1		BS18	-	2644000R1		
GD5BC(+)	18	YL	TXL	239481R1		BS18	-	2644000R1		
8A5BA(-)	18	GN	TXL	239481R1		BS19	-	2644000R1		
8A5BB(-)	18	GN	TXL	239481R1		BS19	-	2644000R1		
8A5BC(-)	18	GN	TXL	239481R1		BS19	-	2644000R1		
9A5BA(-)	18	GN	TXL	239481R1		BS19	-	2644000R1		
9A5BB(-)	18	GN	TXL	239481R1		BS19	-	2644000R1		
9A5BC(-)	18	GN	TXL	239481R1		BS19	-	2644000R1		
9F5BA(-)	18	GN	TXL	239481R1		BS19	-	2644000R1		
9F5BB(-)	18	GN	TXL	239481R1		BS19	-	2644000R1		
9F5BC(-)	18	GN	TXL	239481R1		BS19	-	2644000R1		
9J5BA(-)	18	GN	TXL	239481R1		BS19	-	2644000R1		
9J5BB(-)	18	GN	TXL	239481R1		BS19	-	2644000R1		
9J5BC(-)	18	GN	TXL	239481R1		BS19	-	2644000R1		
9P5BA(-)	18	GN	TXL	239481R1		BS19	-	2644000R1		
9P5BB(-)	18	GN	TXL	239481R1		BS19	-	2644000R1		
9P5BC(-)	18	GN	TXL	239481R1		BS19	-	2644000R1		
9X5BA(-)	18	GN	TXL	239481R1		BS19	-	2644000R1		
9X5BB(-)	18	GN	TXL	239481R1		BS19	-	2644000R1		
9X5BC(-)	18	GN	TXL	239481R1		BS19	-	2644000R1		
GC5BA(-)	18	GN	TXL	239481R1		BS19	-	2644000R1		
GC5BB(-)	18	GN	TXL	239481R1		BS19	-	2644000R1		
GC5BC(-)	18	GN	TXL	239481R1		BS19	-	2644000R1		
GD5BA(-)	18	GN	TXL	239481R1		BS19	-	2644000R1		
GD5BB(-)	18	GN	TXL	239481R1		BS19	-	2644000R1		
GD5BC(-)	18	GN	TXL	239481R1		BS19	-	2644000R1		
HB103	6	RD	SGX	239481R1		BS23	-	2644000R1		
HB103A	12	RD	GXL	239481R1		BS23	-	2644000R1		
HB103B	12	RD	GXL	239481R1		BS23	-	2644000R1		
HB103C	12	RD	GXL	239481R1		BS23	-	2644000R1		
HB11FGAP	16	WH	GXL	239481R1		BS24	-	2644000R1		
HB11G-GN	18	WH	GXL	239481R1		BS24	-	2644000R1		
HB11H-GP	18	WH	GXL	239481R1		BS24	-	2644000R1		
HB11J-GR	18	WH	GXL	239481R1		BS24	-	2644000R1		
ZG71BA	16	OR	TXL	239481R1		BS25	-	2644000R1		
ZG71BB	16	OR	TXL	239481R1		BS25	-	2644000R1		
ZG71BC	16	OR	TXL	239481R1		BS25	-	2644000R1		
ZK71BA	16	OR	TXL	239481R1		BS25	-	2644000R1		
ZK71BB	16	LTBL	TXL	239481R1		BS25	-	2644000R1		
ZK71CB	16	OR	TXL	239481R1		BS25	-	2644000R1		
XV57	16	OR	TXL	239481R1		BS26	-	2644000R1		
XV57B	16	OR	TXL	239481R1		BS26	-	2644000R1		
XV57C	18	OR	TXL	239481R1		BS26	-	2644000R1		
XZ57	16	OR	TXL	239481R1		BS26	-	2644000R1		
XZ57B	16	OR	TXL	239481R1		BS26	-	2644000R1		
XZ57D	18	OR	TXL	239481R1		BS26	-	2644000R1		
YH57	16	OR	TXL	239481R1		BS26	-	2644000R1		
YH57B	16	OR	TXL	239481R1		BS26	-	2644000R1		
YH57D	18	OR	TXL	239481R1		BS26	-	2644000R1		
YK57	16	OR	TXL	239481R1		BS26	-	2644000R1		
YK57B	16	OR	TXL	239481R1		BS26	-	2644000R1		
YK57C	18	OR	TXL	239481R1		BS26	-	2644000R1		
YK57D	18	OR	TXL	239481R1		BS26	-	2644000R1		
YQ57	16	OR	TXL	239481R1		BS26	-	2644000R1		

Circuit Number	Gauge	Color	Insulation	Terminal / Splice Number	Connector Part number	Connector Number	Cavity	Seal/Sleeve	Lock 1	Lock 2
YQ57B	16	OR	TXL	239481R1		BS26	-	2644000R1		
YQ57C	18	OR	TXL	239481R1		BS26	-	2644000R1		
YY57	16	OR	TXL	239481R1		BS26	-	2644000R1		
YY57B	16	OR	TXL	239481R1		BS26	-	2644000R1		
YY57C	18	OR	TXL	239481R1		BS26	-	2644000R1		
YY57D	18	OR	TXL	239481R1		BS26	-	2644000R1		
QL11-A	18	WH	TXL	239481R1		BS27	-	2644000R1		
QL11-AA	18	WH	TXL	239481R1		BS27	-	2644000R1		
QL11-AB	18	WH	TXL	239481R1		BS27	-	2644000R1		
XE94-GC	12	WH	GXL	239481R1		BS28	-	2644000R1		
XE94AA	14	GY	GXL	239481R1		BS28	-	2644000R1		
XE94AJ	14	GY	GXL	239481R1		BS28	-	2644000R1		
XE94G1	18	WH	TXL	239481R1		BS28	-	2644000R1		
XE94G2	16	WH	TXL	239481R1		BS28	-	2644000R1		
XE94G6	14	WH	GXL	239481R1		BS28	-	2644000R1		
XE94G7	14	WH	GXL	239481R1		BS28	-	2644000R1		
AD11-GS	12	WH	TXL	239481R1		BS5	-	2644000R1		
AD11-GT	10	WH	GXL	239481R1		BS5	-	2644000R1		
AD11-GX	12	WH	TXL	239481R1		BS5	-	2644000R1		
AE11-GS	12	WH	TXL	239481R1		BS5	-	2644000R1		
AE11-GT	10	WH	GXL	239481R1		BS5	-	2644000R1		
AE11-GX	12	WH	TXL	239481R1		BS5	-	2644000R1		
HJ87A	18	GY	TXL	239481R1		BS6	-	2644000R1		
HJ87B	20	GY	TXL	239481R1		BS6	-	2644000R1		
HJ87BA	18	GY	TXL	239481R1		BS6	-	2644000R1		
HE87A	20	GY	TXL	239481R1		BS7	-	2644000R1		
HE87B	20	GY	TXL	239481R1		BS7	-	2644000R1		
HE87D	18	GY	TXL	239481R1		BS7	-	2644000R1		
FA11-GAA	6	WH	SGX	ABRSPLICO		BS8	-	N/A		
HB11FGAP	16	WH	GXL	ABRSPLICO		BS8	-	N/A		
HR11-GCB	18	WH	TXL	ABRSPLICO		BS8	-	N/A		
HR72-GY	12	WH	TXL	ABRSPLICO		BS8	-	N/A		
HW11-GCB	18	WH	TXL	ABRSPLICO		BS8	-	N/A		
HW11-GCK	14	GY	TXL	ABRSPLICO		BS8	-	N/A		
JA11-GAF	14	WH	TXL	ABRSPLICO		BS8	-	N/A		
JA11-GUC	20	WH	TXL	ABRSPLICO		BS8	-	N/A		
JC11-GAC	14	WH	TXL	ABRSPLICO		BS8	-	N/A		
JC11-GUB	20	WH	TXL	ABRSPLICO		BS8	-	N/A		
JD11-GCE	14	WH	TXL	ABRSPLICO		BS8	-	N/A		
JE11-GUB	20	WH	TXL	ABRSPLICO		BS8	-	N/A		
JE11-GUD	20	WH	TXL	ABRSPLICO		BS8	-	N/A		
KR59-GBN	16	WH	TXL	ABRSPLICO		BS8	-	N/A		
KS59-GBP	16	WH	TXL	ABRSPLICO		BS8	-	N/A		
KT59-GBP	16	WH	TXL	ABRSPLICO		BS8	-	N/A		
KU59-GBP	16	WH	TXL	ABRSPLICO		BS8	-	N/A		
MK11-GTS	20	WH	TXL	ABRSPLICO		BS8	-	N/A		
ND11-GAL	16	WH	TXL	ABRSPLICO		BS8	-	N/A		
QA11-GAM	18	WH	TXL	ABRSPLICO		BS8	-	N/A		
QC105-GAP	18	WH	TXL	ABRSPLICO		BS8	-	N/A		
QE11-GCN	12	WH	TXL	ABRSPLICO		BS8	-	N/A		
QF11-GCN	12	WH	TXL	ABRSPLICO		BS8	-	N/A		
QK11-GAN	14	WH	GXL	ABRSPLICO		BS8	-	N/A		
QS11-GAN	14	WH	GXL	ABRSPLICO		BS8	-	N/A		
QU11-GAN	14	WH	GXL	ABRSPLICO		BS8	-	N/A		

Circuit Number	Gauge	Color	Insulation	Terminal / Splice Number	Connector Part number	Connector Number	Cavity	Seal/Sleeve	Lock 1	Lock 2
QZ11-GAN	18	WH	TXL	ABRSPLICO		BS8	-	N/A		
QZ11-GAP	14	WH	GXL	ABRSPLICO		BS8	-	N/A		
RK78-GE	12	WH	TXL	ABRSPLICO		BS8	-	N/A		
SM86-G	18	WH	TXL	ABRSPLICO		BS8	-	N/A		
WJ63-GC	12	WH	TXL	ABRSPLICO		BS8	-	N/A		
YW11-GBJ	12	WH	TXL	ABRSPLICO		BS8	-	N/A		
YZ11-GBJ	12	WH	TXL	ABRSPLICO		BS8	-	N/A		
KA9	18	GY	TXL	239481R1		CS1	-	2644000R1		
KA9B	18	GY	TXL	239481R1		CS1	-	2644000R1		
KA9BB	18	GY	TXL	239481R1		CS1	-	2644000R1		
XP94AB	16	GY	GXL	239481R1		CS2	-	2644000R1		
XP94AC	16	GY	GXL	239481R1		CS2	-	2644000R1		
XP94SK	16	GY	GXL	239481R1		CS2	-	2644000R1		
9B5F(+)	18	YL	TXL	239481R1		CS3	-	2644000R1		
9B5G(+)	18	YL	TXL	239481R1		CS3	-	2644000R1		
9B5H(+)	18	YL	TXL	239481R1		CS3	-	2644000R1		
9C5F(+)	18	YL	TXL	239481R1		CS3	-	2644000R1		
9C5G(+)	18	YL	TXL	239481R1		CS3	-	2644000R1		
9C5H(+)	18	YL	TXL	239481R1		CS3	-	2644000R1		
9K5E(+)	18	YL	TXL	239481R1		CS3	-	2644000R1		
9K5G(+)	18	YL	TXL	239481R1		CS3	-	2644000R1		
9K5H(+)	18	YL	TXL	239481R1		CS3	-	2644000R1		
9M5E(+)	18	YL	TXL	239481R1		CS3	-	2644000R1		
9M5G(+)	18	YL	TXL	239481R1		CS3	-	2644000R1		
9M5H(+)	18	YL	TXL	239481R1		CS3	-	2644000R1		
9N5E(+)	18	YL	TXL	239481R1		CS3	-	2644000R1		
9N5G(+)	18	YL	TXL	239481R1		CS3	-	2644000R1		
9N5H(+)	18	YL	TXL	239481R1		CS3	-	2644000R1		
9Q5E(+)	18	YL	TXL	239481R1		CS3	-	2644000R1		
9Q5G(+)	18	YL	TXL	239481R1		CS3	-	2644000R1		
9Q5H(+)	18	YL	TXL	239481R1		CS3	-	2644000R1		
9R5E(+)	18	YL	TXL	239481R1		CS3	-	2644000R1		
9R5G(+)	18	YL	TXL	239481R1		CS3	-	2644000R1		
9R5H(+)	18	YL	TXL	239481R1		CS3	-	2644000R1		
9U5E(+)	18	YL	TXL	239481R1		CS3	-	2644000R1		
9U5G(+)	18	YL	TXL	239481R1		CS3	-	2644000R1		
9U5H(+)	18	YL	TXL	239481R1		CS3	-	2644000R1		
GB5E(+)	18	YL	TXL	239481R1		CS3	-	2644000R1		
GB5G(+)	18	YL	TXL	239481R1		CS3	-	2644000R1		
GB5H(+)	18	YL	TXL	239481R1		CS3	-	2644000R1		
GE5E(+)	18	YL	TXL	239481R1		CS3	-	2644000R1		
GE5G(+)	18	YL	TXL	239481R1		CS3	-	2644000R1		
GE5P(+)	18	YL	TXL	239481R1		CS3	-	2644000R1		
GF5F(+)	18	YL	TXL	239481R1		CS3	-	2644000R1		
GF5G(+)	18	YL	TXL	239481R1		CS3	-	2644000R1		
GF5H(+)	18	YL	TXL	239481R1		CS3	-	2644000R1		
GG5E(+)	18	YL	TXL	239481R1		CS3	-	2644000R1		
GG5G(+)	18	YL	TXL	239481R1		CS3	-	2644000R1		
GG5H(+)	18	YL	TXL	239481R1		CS3	-	2644000R1		
GH5E(+)	18	YL	TXL	239481R1		CS3	-	2644000R1		
GH5G(+)	18	YL	TXL	239481R1		CS3	-	2644000R1		
GH5P(+)	18	YL	TXL	239481R1		CS3	-	2644000R1		
GJ5E(+)	18	YL	TXL	239481R1		CS3	-	2644000R1		
GJ5G(+)	18	YL	TXL	239481R1		CS3	-	2644000R1		

Circuit Number	Gauge	Color	Insulation	Terminal / Splice Number	Connector Part number	Connector Number	Cavity	Seal/Sleeve	Lock 1	Lock 2
GJ5H(+)	18	YL	TXL	239481R1		CS3	-	2644000R1		
GK5E(+)	18	YL	TXL	239481R1		CS3	-	2644000R1		
GK5G(+)	18	YL	TXL	239481R1		CS3	-	2644000R1		
GK5P(+)	18	YL	TXL	239481R1		CS3	-	2644000R1		
GL5E(+)	18	YL	TXL	239481R1		CS3	-	2644000R1		
GL5G(+)	18	YL	TXL	239481R1		CS3	-	2644000R1		
GL5H(+)	18	YL	TXL	239481R1		CS3	-	2644000R1		
GM5E(+)	18	YL	TXL	239481R1		CS3	-	2644000R1		
GM5G(+)	18	YL	TXL	239481R1		CS3	-	2644000R1		
GM5H(+)	18	YL	TXL	239481R1		CS3	-	2644000R1		
GN5E(+)	18	YL	TXL	239481R1		CS3	-	2644000R1		
GN5G(+)	18	YL	TXL	239481R1		CS3	-	2644000R1		
GN5H(+)	18	YL	TXL	239481R1		CS3	-	2644000R1		
GP5E(+)	18	YL	TXL	239481R1		CS3	-	2644000R1		
GP5G(+)	18	YL	TXL	239481R1		CS3	-	2644000R1		
GP5H(+)	18	YL	TXL	239481R1		CS3	-	2644000R1		
GQ5E(+)	18	YL	TXL	239481R1		CS3	-	2644000R1		
GQ5G(+)	18	YL	TXL	239481R1		CS3	-	2644000R1		
GQ5P(+)	18	YL	TXL	239481R1		CS3	-	2644000R1		
GT5E(+)	18	YL	TXL	239481R1		CS3	-	2644000R1		
GT5G(+)	18	YL	TXL	239481R1		CS3	-	2644000R1		
GT5H(+)	18	YL	TXL	239481R1		CS3	-	2644000R1		
GU5E(+)	18	YL	TXL	239481R1		CS3	-	2644000R1		
GU5G(+)	18	YL	TXL	239481R1		CS3	-	2644000R1		
GU5H(+)	18	YL	TXL	239481R1		CS3	-	2644000R1		
GV5E(+)	18	YL	TXL	239481R1		CS3	-	2644000R1		
GV5G(+)	18	YL	TXL	239481R1		CS3	-	2644000R1		
GV5H(+)	18	YL	TXL	239481R1		CS3	-	2644000R1		
9B5F(-)	18	GN	TXL	239481R1		CS4	-	2644000R1		
9B5G(-)	18	GN	TXL	239481R1		CS4	-	2644000R1		
9B5H(-)	18	GN	TXL	239481R1		CS4	-	2644000R1		
9C5F(-)	18	GN	TXL	239481R1		CS4	-	2644000R1		
9C5G(-)	18	GN	TXL	239481R1		CS4	-	2644000R1		
9C5H(-)	18	GN	TXL	239481R1		CS4	-	2644000R1		
9K5E(-)	18	GN	TXL	239481R1		CS4	-	2644000R1		
9K5G(-)	18	GN	TXL	239481R1		CS4	-	2644000R1		
9K5H(-)	18	GN	TXL	239481R1		CS4	-	2644000R1		
9M5E(-)	18	GN	TXL	239481R1		CS4	-	2644000R1		
9M5G(-)	18	GN	TXL	239481R1		CS4	-	2644000R1		
9M5H(-)	18	GN	TXL	239481R1		CS4	-	2644000R1		
9N5E(-)	18	GN	TXL	239481R1		CS4	-	2644000R1		
9N5G(-)	18	GN	TXL	239481R1		CS4	-	2644000R1		
9N5H(-)	18	GN	TXL	239481R1		CS4	-	2644000R1		
9Q5E(-)	18	GN	TXL	239481R1		CS4	-	2644000R1		
9Q5G(-)	18	GN	TXL	239481R1		CS4	-	2644000R1		
9Q5H(-)	18	GN	TXL	239481R1		CS4	-	2644000R1		
9R5E(-)	18	GN	TXL	239481R1		CS4	-	2644000R1		
9R5G(-)	18	GN	TXL	239481R1		CS4	-	2644000R1		
9R5H(-)	18	GN	TXL	239481R1		CS4	-	2644000R1		
9U5E(-)	18	GN	TXL	239481R1		CS4	-	2644000R1		
9U5G(-)	18	GN	TXL	239481R1		CS4	-	2644000R1		
9U5H(-)	18	GN	TXL	239481R1		CS4	-	2644000R1		
GB5E(-)	18	GN	TXL	239481R1		CS4	-	2644000R1		
GB5G(-)	18	GN	TXL	239481R1		CS4	-	2644000R1		

Circuit Number	Gauge	Color	Insulation	Terminal / Splice Number	Connector Part number	Connector Number	Cavity	Seal/Sleeve	Lock 1	Lock 2
GB5H(-)	18	GN	TXL	239481R1		CS4	-	2644000R1		
GE5E(-)	18	GN	TXL	239481R1		CS4	-	2644000R1		
GE5G(-)	18	GN	TXL	239481R1		CS4	-	2644000R1		
GE5P(-)	18	GN	TXL	239481R1		CS4	-	2644000R1		
GF5F(-)	18	GN	TXL	239481R1		CS4	-	2644000R1		
GF5G(-)	18	GN	TXL	239481R1		CS4	-	2644000R1		
GF5H(-)	18	GN	TXL	239481R1		CS4	-	2644000R1		
GG5E(-)	18	GN	TXL	239481R1		CS4	-	2644000R1		
GG5G(-)	18	GN	TXL	239481R1		CS4	-	2644000R1		
GG5H(-)	18	GN	TXL	239481R1		CS4	-	2644000R1		
GH5E(-)	18	GN	TXL	239481R1		CS4	-	2644000R1		
GH5G(-)	18	GN	TXL	239481R1		CS4	-	2644000R1		
GH5P(-)	18	GN	TXL	239481R1		CS4	-	2644000R1		
GJ5E(-)	18	GN	TXL	239481R1		CS4	-	2644000R1		
GJ5G(-)	18	GN	TXL	239481R1		CS4	-	2644000R1		
GJ5H(-)	18	GN	TXL	239481R1		CS4	-	2644000R1		
GK5E(-)	18	GN	TXL	239481R1		CS4	-	2644000R1		
GK5G(-)	18	GN	TXL	239481R1		CS4	-	2644000R1		
GK5P(-)	18	GN	TXL	239481R1		CS4	-	2644000R1		
GL5E(-)	18	GN	TXL	239481R1		CS4	-	2644000R1		
GL5G(-)	18	GN	TXL	239481R1		CS4	-	2644000R1		
GL5H(-)	18	GN	TXL	239481R1		CS4	-	2644000R1		
GM5E(-)	18	GN	TXL	239481R1		CS4	-	2644000R1		
GM5G(-)	18	GN	TXL	239481R1		CS4	-	2644000R1		
GM5H(-)	18	GN	TXL	239481R1		CS4	-	2644000R1		
GN5E(-)	18	GN	TXL	239481R1		CS4	-	2644000R1		
GN5G(-)	18	GN	TXL	239481R1		CS4	-	2644000R1		
GN5H(-)	18	GN	TXL	239481R1		CS4	-	2644000R1		
GP5E(-)	18	GN	TXL	239481R1		CS4	-	2644000R1		
GP5G(-)	18	GN	TXL	239481R1		CS4	-	2644000R1		
GP5H(-)	18	GN	TXL	239481R1		CS4	-	2644000R1		
GQ5E(-)	18	GN	TXL	239481R1		CS4	-	2644000R1		
GQ5G(-)	18	GN	TXL	239481R1		CS4	-	2644000R1		
GQ5P(-)	18	GN	TXL	239481R1		CS4	-	2644000R1		
GT5E(-)	18	GN	TXL	239481R1		CS4	-	2644000R1		
GT5G(-)	18	GN	TXL	239481R1		CS4	-	2644000R1		
GT5H(-)	18	GN	TXL	239481R1		CS4	-	2644000R1		
GU5E(-)	18	GN	TXL	239481R1		CS4	-	2644000R1		
GU5G(-)	18	GN	TXL	239481R1		CS4	-	2644000R1		
GU5H(-)	18	GN	TXL	239481R1		CS4	-	2644000R1		
GV5E(-)	18	GN	TXL	239481R1		CS4	-	2644000R1		
GV5G(-)	18	GN	TXL	239481R1		CS4	-	2644000R1		
GV5H(-)	18	GN	TXL	239481R1		CS4	-	2644000R1		
QA23EA	18	TN	TXL	239481R1		DS1	-	2644000R1		
QA23EC	18	TN	TXL	239481R1		DS1	-	2644000R1		
KS59-GA	18	WH	TXL	239481R1		DS10	-	2644000R1		
KS59-GB	18	WH	TXL	239481R1		DS10	-	2644000R1		
KS59-GBA	18	WH	TXL	239481R1		DS10	-	2644000R1		
KS59-GBP	16	WH	TXL	239481R1		DS10	-	2644000R1		
KS59-GDA	18	WH	TXL	239481R1		DS10	-	2644000R1		
KT59-GA	18	WH	TXL	239481R1		DS10	-	2644000R1		
KT59-GB	18	WH	TXL	239481R1		DS10	-	2644000R1		
KT59-GBA	18	WH	TXL	239481R1		DS10	-	2644000R1		
KT59-GBP	16	WH	TXL	239481R1		DS10	-	2644000R1		

Circuit Number	Gauge	Color	Insulation	Terminal / Splice Number	Connector Part number	Connector Number	Cavity	Seal/Sleeve	Lock 1	Lock 2
KU59-GA	18	WH	TXL	239481R1		DS10	-	2644000R1		
KU59-GB	18	WH	TXL	239481R1		DS10	-	2644000R1		
KU59-GBP	16	WH	TXL	239481R1		DS10	-	2644000R1		
KU59-GDA	18	WH	TXL	239481R1		DS10	-	2644000R1		
KU59-GDB	18	WH	TXL	239481R1		DS10	-	2644000R1		
KU59GEA	18	WH	TXL	239481R1		DS10	-	2644000R1		
K559SB	18	GY	TXL	239481R1		DS11	-	2644000R1		
K559TA	18	GY	TXL	239481R1		DS11	-	2644000R1		
K559U	18	GY	TXL	239481R1		DS11	-	2644000R1		
KT59SB	18	GY	TXL	239481R1		DS11	-	2644000R1		
KT59TA	18	GY	TXL	239481R1		DS11	-	2644000R1		
KU59SA	18	GY	TXL	239481R1		DS11	-	2644000R1		
KU59SB	18	GY	TXL	239481R1		DS11	-	2644000R1		
KU59SC	18	GY	TXL	239481R1		DS11	-	2644000R1		
KU59TA	18	GY	TXL	239481R1		DS11	-	2644000R1		
CD14C	8	RD	TXL	239481R1		DS12	-	2644000R1		
CD14D	4	RD	SGX	239481R1		DS12	-	2644000R1		
CD14DB	10	RD	TXL	239481R1		DS12	-	2644000R1		
CD14DC	8	RD	TXL	239481R1		DS12	-	2644000R1		
YD67COG	18	GY	TXL	239481R1		DS13	-	2644000R1		
YD67COG1	18	GY	TXL	239481R1		DS13	-	2644000R1		
YD67COG2	18	GY	TXL	239481R1		DS13	-	2644000R1		
YD11-GBP	18	WH	TXL	239481R1		DS14	-	2644000R1		
YD11COG	18	WH	TXL	239481R1		DS14	-	2644000R1		
YD11COG1	18	WH	TXL	239481R1		DS14	-	2644000R1		
YD67NB	16	VT	TXL	239481R1		DS14	-	2644000R1		
CD14	4	RD	SGX	239481R1		DS15	-	2644000R1		
CD14A	6	RD	SGX	239481R1		DS15	-	2644000R1		
CD14B	8	RD	TXL	239481R1		DS15	-	2644000R1		
CD14DA	10	RD	TXL	239481R1		DS15	-	2644000R1		
AA82	16	GY	TXL	239481R1		DS17	-	2644000R1		
AA82D	16	GY	TXL	239481R1		DS17	-	2644000R1		
EJ12C	18	LTBL	TXL	239481R1		DS18	-	2644000R1		
QA13A	18	PK	TXL	239481R1		DS2	-	2644000R1		
QA13DB	18	PK	TXL	239481R1		DS2	-	2644000R1		
ZC71	16	OR	TXL	239481R1		DS24	-	2644000R1		
ZJ71	16	OR	TXL	239481R1		DS24	-	2644000R1		
TA75A	20	LTGN	TXL	239481R1		DS28	-	2644000R1		
TA75AA	18	LTGN	TXL	239481R1		DS28	-	2644000R1		
TA75AB	18	LTGN	TXL	239481R1		DS28	-	2644000R1		
QA23BA	18	TN	TXL	239481R1		DS3	-	2644000R1		
QA23BD	18	TN	TXL	239481R1		DS3	-	2644000R1		
9B5H(+)	18	YL	TXL	239481R1		DS30	-	2644000R1		
9B5J(+)	18	YL	TXL	239481R1		DS30	-	2644000R1		
9B5K(+)	18	YL	TXL	239481R1		DS30	-	2644000R1		
9M5H(+)	18	YL	TXL	239481R1		DS30	-	2644000R1		
9M5J(+)	18	YL	TXL	239481R1		DS30	-	2644000R1		
9M5K(+)	18	YL	TXL	239481R1		DS30	-	2644000R1		
9N5H(+)	18	YL	TXL	239481R1		DS30	-	2644000R1		
9N5J(+)	18	YL	TXL	239481R1		DS30	-	2644000R1		
9N5K(+)	18	YL	TXL	239481R1		DS30	-	2644000R1		
9Q5H(+)	18	YL	TXL	239481R1		DS30	-	2644000R1		
9Q5J(+)	18	YL	TXL	239481R1		DS30	-	2644000R1		
9Q5K(+)	18	YL	TXL	239481R1		DS30	-	2644000R1		

Circuit Number	Gauge	Color	Insulation	Terminal / Splice Number	Connector Part number	Connector Number	Cavity	Seal/Sleeve	Lock 1	Lock 2
GB5H(+)	18	YL	TXL	239481R1		DS30	-	2644000R1		
GB5J(+)	18	YL	TXL	239481R1		DS30	-	2644000R1		
GB5K(+)	18	YL	TXL	239481R1		DS30	-	2644000R1		
GF5H(+)	18	YL	TXL	239481R1		DS30	-	2644000R1		
GF5J(+)	18	YL	TXL	239481R1		DS30	-	2644000R1		
GF5K(+)	18	YL	TXL	239481R1		DS30	-	2644000R1		
GG5H(+)	18	YL	TXL	239481R1		DS30	-	2644000R1		
GG5J(+)	18	YL	TXL	239481R1		DS30	-	2644000R1		
GG5P(+)	18	YL	TXL	239481R1		DS30	-	2644000R1		
GJ5H(+)	18	YL	TXL	239481R1		DS30	-	2644000R1		
GJ5J(+)	18	YL	TXL	239481R1		DS30	-	2644000R1		
GJ5P(+)	18	YL	TXL	239481R1		DS30	-	2644000R1		
GL5H(+)	18	YL	TXL	239481R1		DS30	-	2644000R1		
GL5J(+)	18	YL	TXL	239481R1		DS30	-	2644000R1		
GL5P(+)	18	YL	TXL	239481R1		DS30	-	2644000R1		
GN5H(+)	18	YL	TXL	239481R1		DS30	-	2644000R1		
GN5J(+)	18	YL	TXL	239481R1		DS30	-	2644000R1		
GN5K(+)	18	YL	TXL	239481R1		DS30	-	2644000R1		
GP5H(+)	18	YL	TXL	239481R1		DS30	-	2644000R1		
GP5J(+)	18	YL	TXL	239481R1		DS30	-	2644000R1		
GP5K(+)	18	YL	TXL	239481R1		DS30	-	2644000R1		
GT5H(+)	18	YL	TXL	239481R1		DS30	-	2644000R1		
GT5J(+)	18	YL	TXL	239481R1		DS30	-	2644000R1		
GT5P(+)	18	YL	TXL	239481R1		DS30	-	2644000R1		
GU5H(+)	18	YL	TXL	239481R1		DS30	-	2644000R1		
GU5J(+)	18	YL	TXL	239481R1		DS30	-	2644000R1		
GU5P(+)	18	YL	TXL	239481R1		DS30	-	2644000R1		
GV5H(+)	18	YL	TXL	239481R1		DS30	-	2644000R1		
GV5J(+)	18	YL	TXL	239481R1		DS30	-	2644000R1		
GV5P(+)	18	YL	TXL	239481R1		DS30	-	2644000R1		
KA60B	18	GY	TXL	239481R1		DS31	-	2644000R1		
KA9A	18	GY	TXL	239481R1		DS31	-	2644000R1		
KA9AA	18	GY	TXL	239481R1		DS31	-	2644000R1		
KA9C	18	GY	TXL	239481R1		DS31	-	2644000R1		
9B5H(-)	18	GN	TXL	239481R1		DS32	-	2644000R1		
9B5J(-)	18	GN	TXL	239481R1		DS32	-	2644000R1		
9B5K(-)	18	GN	TXL	239481R1		DS32	-	2644000R1		
9M5H(-)	18	GN	TXL	239481R1		DS32	-	2644000R1		
9M5J(-)	18	GN	TXL	239481R1		DS32	-	2644000R1		
9M5K(-)	18	GN	TXL	239481R1		DS32	-	2644000R1		
9N5H(-)	18	GN	TXL	239481R1		DS32	-	2644000R1		
9N5J(-)	18	GN	TXL	239481R1		DS32	-	2644000R1		
9N5K(-)	18	GN	TXL	239481R1		DS32	-	2644000R1		
9Q5H(-)	18	GN	TXL	239481R1		DS32	-	2644000R1		
9Q5J(-)	18	GN	TXL	239481R1		DS32	-	2644000R1		
9Q5K(-)	18	GN	TXL	239481R1		DS32	-	2644000R1		
GB5H(-)	18	GN	TXL	239481R1		DS32	-	2644000R1		
GB5J(-)	18	GN	TXL	239481R1		DS32	-	2644000R1		
GB5K(-)	18	GN	TXL	239481R1		DS32	-	2644000R1		
GF5H(-)	18	GN	TXL	239481R1		DS32	-	2644000R1		
GF5J(-)	18	GN	TXL	239481R1		DS32	-	2644000R1		
GF5K(-)	18	GN	TXL	239481R1		DS32	-	2644000R1		
GG5H(-)	18	GN	TXL	239481R1		DS32	-	2644000R1		
GG5J(-)	18	GN	TXL	239481R1		DS32	-	2644000R1		

Circuit Number	Gauge	Color	Insulation	Terminal / Splice Number	Connector Part number	Connector Number	Cavity	Seal/Sleeve	Lock 1	Lock 2
GG5P(-)	18	GN	TXL	239481R1		DS32	-	2644000R1		
GJ5H(-)	18	GN	TXL	239481R1		DS32	-	2644000R1		
GJ5J(-)	18	GN	TXL	239481R1		DS32	-	2644000R1		
GJ5P(-)	18	GN	TXL	239481R1		DS32	-	2644000R1		
GL5H(-)	18	GN	TXL	239481R1		DS32	-	2644000R1		
GL5J(-)	18	GN	TXL	239481R1		DS32	-	2644000R1		
GL5P(-)	18	GN	TXL	239481R1		DS32	-	2644000R1		
GN5H(-)	18	GN	TXL	239481R1		DS32	-	2644000R1		
GN5J(-)	18	GN	TXL	239481R1		DS32	-	2644000R1		
GN5K(-)	18	GN	TXL	239481R1		DS32	-	2644000R1		
GP5H(-)	18	GN	TXL	239481R1		DS32	-	2644000R1		
GP5J(-)	18	GN	TXL	239481R1		DS32	-	2644000R1		
GP5K(-)	18	GN	TXL	239481R1		DS32	-	2644000R1		
GT5H(-)	18	GN	TXL	239481R1		DS32	-	2644000R1		
GT5J(-)	18	GN	TXL	239481R1		DS32	-	2644000R1		
GT5P(-)	18	GN	TXL	239481R1		DS32	-	2644000R1		
GU5H(-)	18	GN	TXL	239481R1		DS32	-	2644000R1		
GU5J(-)	18	GN	TXL	239481R1		DS32	-	2644000R1		
GU5P(-)	18	GN	TXL	239481R1		DS32	-	2644000R1		
GV5H(-)	18	GN	TXL	239481R1		DS32	-	2644000R1		
GV5J(-)	18	GN	TXL	239481R1		DS32	-	2644000R1		
GV5P(-)	18	GN	TXL	239481R1		DS32	-	2644000R1		
AD11-GKD	18	WH	TXL	239481R1		DS33	-	2644000R1		
AD11-GR	18	WH	TXL	239481R1		DS33	-	2644000R1		
AD11-GS	12	WH	TXL	239481R1		DS33	-	2644000R1		
AD11-GY	18	WH	TXL	239481R1		DS33	-	2644000R1		
AD11-GZ	18	WH	TXL	239481R1		DS33	-	2644000R1		
AD60-G	18	WH	TXL	239481R1		DS33	-	2644000R1		
AD74-G	20	WH	TXL	239481R1		DS33	-	2644000R1		
AD74-GA	20	WH	TXL	239481R1		DS33	-	2644000R1		
AD75-G	12	WH	TXL	239481R1		DS33	-	2644000R1		
AD82-G	16	WH	TXL	239481R1		DS33	-	2644000R1		
AE11-GKD	18	WH	TXL	239481R1		DS33	-	2644000R1		
AE11-GR	18	WH	TXL	239481R1		DS33	-	2644000R1		
AE11-GS	12	WH	TXL	239481R1		DS33	-	2644000R1		
AE11-GY	18	WH	TXL	239481R1		DS33	-	2644000R1		
AE11-GZ	18	WH	TXL	239481R1		DS33	-	2644000R1		
AE60-G	18	WH	TXL	239481R1		DS33	-	2644000R1		
AE74-G	20	WH	TXL	239481R1		DS33	-	2644000R1		
AE74-GA	20	WH	TXL	239481R1		DS33	-	2644000R1		
AE75-G	12	WH	TXL	239481R1		DS33	-	2644000R1		
AE82-G	16	WH	TXL	239481R1		DS33	-	2644000R1		
XX24EAL	18	BN	TXL	239481R1		DS35	-	2644000R1		
XX44A	18	GY	TXL	239481R1		DS35	-	2644000R1		
XX44AA	18	GY	TXL	239481R1		DS35	-	2644000R1		
QU11-GA	18	WH	TXL	239481R1		DS4	-	2644000R1		
QU11-GA1	18	WH	TXL	239481R1		DS4	-	2644000R1		
QU11-GA2	18	WH	TXL	239481R1		DS4	-	2644000R1		
K559KE	18	GY	TXL	239481R1		DS42	-	2644000R1		
KT59KE	18	GY	TXL	239481R1		DS42	-	2644000R1		
KU59KE	18	GY	TXL	239481R1		DS42	-	2644000R1		
K559JB	18	GY	TXL	239481R1		DS43	-	2644000R1		
K559JD	18	GY	TXL	239481R1		DS43	-	2644000R1		
KT59JB	18	GY	TXL	239481R1		DS43	-	2644000R1		

Circuit Number	Gauge	Color	Insulation	Terminal / Splice Number	Connector Part number	Connector Number	Cavity	Seal/Sleeve	Lock 1	Lock 2
KT59JD	18	GY	TXL	239481R1		DS43	-	2644000R1		
KU59JB	18	GY	TXL	239481R1		DS43	-	2644000R1		
KU59JD	18	GY	TXL	239481R1		DS43	-	2644000R1		
KS62DA	16	DKBL	TXL	239481R1		DS44	-	2644000R1		
KS62P	18	DKBL	TXL	239481R1		DS44	-	2644000R1		
KS62Q	18	DKBL	TXL	239481R1		DS44	-	2644000R1		
KS62R	18	DKBL	TXL	239481R1		DS44	-	2644000R1		
KT62D	16	DKBL	TXL	239481R1		DS44	-	2644000R1		
KT62DA	16	DKBL	TXL	239481R1		DS44	-	2644000R1		
KT62DB	16	DKBL	TXL	239481R1		DS44	-	2644000R1		
KU62DA	16	DKBL	TXL	239481R1		DS44	-	2644000R1		
KU62P	18	DKBL	TXL	239481R1		DS44	-	2644000R1		
KU62Q	18	DKBL	TXL	239481R1		DS44	-	2644000R1		
KU62R	18	DKBL	TXL	239481R1		DS44	-	2644000R1		
KU62S	18	DKBL	TXL	239481R1		DS44	-	2644000R1		
QL13A	18	RD	TXL	239481R1		DS45	-	2644000R1		
QL13AA	18	RD	TXL	239481R1		DS45	-	2644000R1		
QL13RB	18	RD	TXL	239481R1		DS45	-	2644000R1		
QU14R	18	RD	TXL	239481R1		DS45	-	2644000R1		
QU14RA	18	RD	TXL	239481R1		DS45	-	2644000R1		
QU14RB	18	RD	TXL	239481R1		DS45	-	2644000R1		
QU14RC	18	RD	TXL	239481R1		DS45	-	2644000R1		
QU11-GB	18	WH	TXL	239481R1		DS46	-	2644000R1		
QU11-GB1	18	WH	TXL	239481R1		DS46	-	2644000R1		
QU11-GB2	18	WH	TXL	239481R1		DS46	-	2644000R1		
NP14DCA	18	RD	TXL	239481R1		DS47	-	2644000R1		
NP14DCE	18	RD	GXL	239481R1		DS47	-	2644000R1		
NP14DCF	18	RD	TXL	239481R1		DS47	-	2644000R1		
NP13DCB	18	PK	TXL	239481R1		DS48	-	2644000R1		
NP13DCG	18	PK	TXL	239481R1		DS48	-	2644000R1		
NP13DCH	18	PK	TXL	239481R1		DS48	-	2644000R1		
NP11-GA	18	WH	TXL	239481R1		DS49	-	2644000R1		
NP11-GC	18	WH	TXL	239481R1		DS49	-	2644000R1		
NP11-GD	18	WH	TXL	239481R1		DS49	-	2644000R1		
AA73A	20	LTGN	TXL	239481R1		DS5	-	2644000R1		
AA73B	20	LTGN	TXL	239481R1		DS5	-	2644000R1		
AA73C	20	LTGN	TXL	239481R1		DS5	-	2644000R1		
CD14A	6	RD	SGX	239481R1		DS50	-	2644000R1		
CD14AB	12	RD	TXL	239481R1		DS50	-	2644000R1		
CD14AC	12	RD	TXL	239481R1		DS50	-	2644000R1		
CD14AD	12	RD	TXL	239481R1		DS50	-	2644000R1		
CD14AE	12	RD	TXL	239481R1		DS50	-	2644000R1		
CD14AF	12	RD	TXL	239481R1		DS50	-	2644000R1		
CD14AG	12	RD	TXL	239481R1		DS50	-	2644000R1		
CD14B	8	RD	TXL	239481R1		DS51	-	2644000R1		
CD14BA	12	RD	TXL	239481R1		DS51	-	2644000R1		
CD14BB	12	RD	TXL	239481R1		DS51	-	2644000R1		
CD14BC	12	RD	TXL	239481R1		DS51	-	2644000R1		
CD14BD	12	RD	TXL	239481R1		DS51	-	2644000R1		
CD14BE	12	RD	TXL	239481R1		DS51	-	2644000R1		
CD14BG	12	RD	TXL	239481R1		DS51	-	2644000R1		
CD14CA	8	RD	TXL	239481R1		DS53	-	2644000R1		
CD14CB	12	RD	TXL	239481R1		DS53	-	2644000R1		
CD14CC	12	RD	TXL	239481R1		DS53	-	2644000R1		

Circuit Number	Gauge	Color	Insulation	Terminal / Splice Number	Connector Part number	Connector Number	Cavity	Seal/Sleeve	Lock 1	Lock 2
CD14CD	12	RD	TXL	239481R1		DS53	-	2644000R1		
CD14CE	12	RD	TXL	239481R1		DS53	-	2644000R1		
CD14CF	12	RD	TXL	239481R1		DS53	-	2644000R1		
CD14CG	12	RD	TXL	239481R1		DS53	-	2644000R1		
CD14CH	12	RD	TXL	239481R1		DS53	-	2644000R1		
CD14CJ	12	RD	TXL	239481R1		DS53	-	2644000R1		
EH12E	18	LTBL	TXL	239481R1		DS54	-	2644000R1		
EH12F	12	LTBL	TXL	239481R1		DS54	-	2644000R1		
EH12G	16	LTBL	TXL	239481R1		DS54	-	2644000R1		
EH12H	16	LTBL	TXL	239481R1		DS54	-	2644000R1		
EH12J	18	LTBL	TXL	239481R1		DS54	-	2644000R1		
EJ12E	18	LTBL	TXL	239481R1		DS54	-	2644000R1		
EJ12F	12	LTBL	TXL	239481R1		DS54	-	2644000R1		
EJ12G	16	LTBL	TXL	239481R1		DS54	-	2644000R1		
EJ12H	16	LTBL	TXL	239481R1		DS54	-	2644000R1		
EJ12J	18	LTBL	TXL	239481R1		DS54	-	2644000R1		
DJ13DH	8	RD	TXL	239481R1		DS55	-	2644000R1		
DJ13DJ	12	PK	TXL	239481R1		DS55	-	2644000R1		
DJ13DK	12	PK	TXL	239481R1		DS55	-	2644000R1		
DJ13DL	12	PK	TXL	239481R1		DS55	-	2644000R1		
DJ13DM	12	PK	TXL	239481R1		DS55	-	2644000R1		
DJ13DN	12	PK	TXL	239481R1		DS55	-	2644000R1		
DJ13DP	12	PK	TXL	239481R1		DS55	-	2644000R1		
DJ13DT	12	PK	TXL	239481R1		DS55	-	2644000R1		
TJ70E	10	RD	TXL	239481R1		DS56	-	2644000R1		
TJ70ER	18	RD	TXL	239481R1		DS56	-	2644000R1		
TJ70T	10	RD	TXL	239481R1		DS56	-	2644000R1		
UF92#163A	16	TN	TXL	239481R1		DS57	-	2644000R1		
UF92#163B	16	TN	TXL	239481R1		DS57	-	2644000R1		
UF92#163C	16	TN	TXL	239481R1		DS57	-	2644000R1		
VB62RA	18	TN	TXL	239481R1		DS58	-	2644000R1		
VB62RB	18	TN	TXL	239481R1		DS58	-	2644000R1		
VB62RC	18	TN	TXL	239481R1		DS58	-	2644000R1		
DE13DD	18	PK	TXL	239481R1		DS59	-	2644000R1		
DE13DE	18	PK	TXL	239481R1		DS59	-	2644000R1		
DF13DD	18	PK	TXL	239481R1		DS59	-	2644000R1		
DF13DE	18	PK	TXL	239481R1		DS59	-	2644000R1		
ZP68	16	BN	TXL	239481R1		DS6	-	2644000R1		
ZP68A	16	BN	TXL	239481R1		DS6	-	2644000R1		
ZP68TB	16	BN	TXL	239481R1		DS6	-	2644000R1		
VJ70D	18	OR	TXL	239481R1		DS60	-	2644000R1		
VJ70DA	18	OR	TXL	239481R1		DS60	-	2644000R1		
VJ70DB	18	OR	TXL	239481R1		DS60	-	2644000R1		
MM14EA	14	RD	GXL	239481R1		DS61	-	2644000R1		
MM14EB	18	RD	GXL	239481R1		DS61	-	2644000R1		
MM14ED	18	RD	GXL	239481R1		DS61	-	2644000R1		
VQ042DAL	12	OR	GXL	239481R1		DS62	-	2644000R1		
VQ04DAL	14	RD	TXL	239481R1		DS62	-	2644000R1		
VQ70TA	12	OR	TXL	239481R1		DS62	-	2644000R1		
VQ70TB	12	OR	TXL	239481R1		DS62	-	2644000R1		
RN78RC	18	LTGN	TXL	239481R1		DS63	-	2644000R1		
PC92-GAJ	18	WH	TXL	239481R1		DS64	-	2644000R1		
PC92-GN1	18	WH	GXL	239481R1		DS64	-	2644000R1		
PC92-GN2	18	WH	TXL	239481R1		DS64	-	2644000R1		

Circuit Number	Gauge	Color	Insulation	Terminal / Splice Number	Connector Part number	Connector Number	Cavity	Seal/Sleeve	Lock 1	Lock 2
PC92DN	18	TN	GXL	239481R1		DS65	-	2644000R1		
PC92DN1	18	TN	GXL	239481R1		DS65	-	2644000R1		
PC92DN3	18	TN	GXL	239481R1		DS65	-	2644000R1		
RK78BD	16	LTGN	TXL	239481R1		DS66	-	2644000R1		
RK78F	18	LTGN	TXL	239481R1		DS66	-	2644000R1		
XT90E	18	GY	TXL	239481R1		DS67	-	2644000R1		
XT90F	18	GY	TXL	239481R1		DS67	-	2644000R1		
XT90G	18	GY	TXL	239481R1		DS67	-	2644000R1		
AC60C	18	OR	TXL	239481R1		DS68	-	2644000R1		
AC62	18	DKBL	TXL	239481R1		DS68	-	2644000R1		
AC62DD	18	DKBL	TXL	239481R1		DS68	-	2644000R1		
RM78AC	16	LTGN	TXL	239481R1		DS69	-	2644000R1		
RM78AD	16	LTGN	TXL	239481R1		DS69	-	2644000R1		
QA11-GAD	18	WH	TXL	239481R1		DS70	-	2644000R1		
QA11-GAM	18	WH	TXL	239481R1		DS70	-	2644000R1		
QA23-G	18	WH	TXL	239481R1		DS70	-	2644000R1		
QA23-GT	18	WH	TXL	239481R1		DS70	-	2644000R1		
KK18B	16	GY	TXL	239481R1		DS71	-	2644000R1		
KK18C	16	GY	TXL	239481R1		DS71	-	2644000R1		
KM18C	16	GY	TXL	239481R1		DS71	-	2644000R1		
KM18D	16	GY	TXL	239481R1		DS71	-	2644000R1		
DL13AB	18	PK	TXL	239481R1		DS72	-	2644000R1		
DL13BA	18	PK	TXL	239481R1		DS72	-	2644000R1		
DL13BB	18	PK	TXL	239481R1		DS72	-	2644000R1		
GZ92#103A	18	TN	TXL	239481R1		DS73	-	2644000R1		
GZ92#103B	18	TN	TXL	239481R1		DS73	-	2644000R1		
GZ92#103C	18	TN	TXL	239481R1		DS73	-	2644000R1		
WE24EAL	18	BK	TXL	239481R1		ES1	-	2644000R1		
WE44AA	16	GY	TXL	239481R1		ES1	-	2644000R1		
WE44AB	16	GY	TXL	239481R1		ES1	-	2644000R1		
LD149AA	18	GY	TXL	239481R1		ES2	-	2644000R1		
LD149AB	18	GY	TXL	239481R1		ES2	-	2644000R1		
LD149AC	18	GY	TXL	239481R1		ES2	-	2644000R1		
LD149B	16	GY	TXL	239481R1		ES2	-	2644000R1		
LE149AA	18	GY	TXL	239481R1		ES2	-	2644000R1		
LE149AB	18	GY	TXL	239481R1		ES2	-	2644000R1		
LE149B	16	GY	TXL	239481R1		ES2	-	2644000R1		
YG96A	18	YL	TXL	239481R1		ES7	-	2644000R1		
YG96B	18	YL	TXL	239481R1		ES7	-	2644000R1		
YG96C	18	YL	TXL	239481R1		ES7	-	2644000R1		
YG96D	18	YL	TXL	239481R1		ES7	-	2644000R1		
YG96E	18	YL	TXL	239481R1		ES7	-	2644000R1		
VB92RE	18	TN	TXL	239481R1		GS5	-	2644000R1		
VB92RF	18	TN	TXL	239481R1		GS5	-	2644000R1		
VB92RH	18	TN	TXL	239481R1		GS5	-	2644000R1		
ZQ68	16	BN	TXL	239481R1		GS8	-	2644000R1		
ZQ68A	16	BN	TXL	239481R1		GS8	-	2644000R1		
ZQ68TB	16	BN	TXL	239481R1		GS8	-	2644000R1		
XC90-D	14	GY	TXL	239481R1		HS1	-	2644000R1		
XC90-K	18	GY	TXL	239481R1		HS1	-	2644000R1		
XC90-M	18	GY	TXL	239481R1		HS1	-	2644000R1		
XX90-D	14	GY	TXL	239481R1		HS1	-	2644000R1		
XX90-K	18	GY	TXL	239481R1		HS1	-	2644000R1		
XX90-M	18	GY	TXL	239481R1		HS1	-	2644000R1		

Circuit Number	Gauge	Color	Insulation	Terminal / Splice Number	Connector Part number	Connector Number	Cavity	Seal/Sleeve	Lock 1	Lock 2
YG96-GA	18	YL	TXL	239481R1		HS4	-	2644000R1		
YG96-GB	18	YL	TXL	239481R1		HS4	-	2644000R1		
YG96-GC	18	YL	TXL	239481R1		HS4	-	2644000R1		
YG96-GD	18	YL	TXL	239481R1		HS4	-	2644000R1		
YG96-GE	18	YL	TXL	239481R1		HS4	-	2644000R1		
ND10AA	20	WH	TXL	239481R1		JS1	-	2644000R1		
ND10AB	20	WH	TXL	239481R1		JS1	-	2644000R1		
ND10AC	20	WH	TXL	239481R1		JS1	-	2644000R1		
ND10AD	20	LTGN	TXL	239481R1		JS1	-	2644000R1		
ND11-GAL	16	WH	TXL	239481R1		JS1	-	2644000R1		
RF78B	16	LTGN	TXL	239481R1		JS3	-	2644000R1		
RF78RJ	16	LTGN	TXL	239481R1		JS3	-	2644000R1		
9S5AG(+)	18	YL	TXL	239481R1		JS6	-	2644000R1		
9S5AH(+)	18	YL	TXL	239481R1		JS6	-	2644000R1		
9S5AJ(+)	18	YL	TXL	239481R1		JS6	-	2644000R1		
9T5AJ(+)	18	YL	TXL	239481R1		JS6	-	2644000R1		
9T5AK(+)	18	YL	TXL	239481R1		JS6	-	2644000R1		
9T5AL(+)	18	YL	TXL	239481R1		JS6	-	2644000R1		
9W5AG(+)	18	YL	TXL	239481R1		JS6	-	2644000R1		
9W5AH(+)	18	YL	TXL	239481R1		JS6	-	2644000R1		
9W5AJ(+)	18	YL	TXL	239481R1		JS6	-	2644000R1		
9Y5AJ(+)	18	YL	TXL	239481R1		JS6	-	2644000R1		
9Y5AK(+)	18	YL	TXL	239481R1		JS6	-	2644000R1		
9Y5AL(+)	18	YL	TXL	239481R1		JS6	-	2644000R1		
QU11-GG	18	WH	TXL	239481R1		JS7	-	2644000R1		
QU11-GG1	18	WH	TXL	239481R1		JS7	-	2644000R1		
QU11-GG2	18	WH	TXL	239481R1		JS7	-	2644000R1		
9S5AG(-)	18	GN	TXL	239481R1		JS8	-	2644000R1		
9S5AH(-)	18	GN	TXL	239481R1		JS8	-	2644000R1		
9S5AJ(-)	18	GN	TXL	239481R1		JS8	-	2644000R1		
9T5AJ(-)	18	GN	TXL	239481R1		JS8	-	2644000R1		
9T5AK(-)	18	GN	TXL	239481R1		JS8	-	2644000R1		
9T5AL(-)	18	GN	TXL	239481R1		JS8	-	2644000R1		
9W5AG(-)	18	GN	TXL	239481R1		JS8	-	2644000R1		
9W5AH(-)	18	GN	TXL	239481R1		JS8	-	2644000R1		
9W5AJ(-)	18	GN	TXL	239481R1		JS8	-	2644000R1		
9Y5AJ(-)	18	GN	TXL	239481R1		JS8	-	2644000R1		
9Y5AK(-)	18	GN	TXL	239481R1		JS8	-	2644000R1		
9Y5AL(-)	18	GN	TXL	239481R1		JS8	-	2644000R1		
QU11-G	18	WH	TXL	239481R1		JS9	-	2644000R1		
QU11-G1	18	WH	TXL	239481R1		JS9	-	2644000R1		
QU11-G2	18	WH	TXL	239481R1		JS9	-	2644000R1		
QU11-G3	18	WH	TXL	239481R1		JS9	-	2644000R1		
MQ86-GD1	18	WH	TXL	239481R1		KS1	-	2644000R1		
MQ86-GD2	18	WH	TXL	239481R1		KS1	-	2644000R1		
MQ86-GD3	18	WH	TXL	239481R1		KS1	-	2644000R1		
QV11-GD	18	WH	TXL	239481R1		KS4	-	2644000R1		
QV11-GD1	18	WH	TXL	239481R1		KS4	-	2644000R1		
QV11-GD2	18	WH	TXL	239481R1		KS4	-	2644000R1		
QX11-GD1	18	WH	TXL	239481R1		KS4	-	2644000R1		
QX11-GD2	18	WH	TXL	239481R1		KS4	-	2644000R1		
QX11-GD3	18	WH	TXL	239481R1		KS4	-	2644000R1		
QY11-GF1	18	WH	TXL	239481R1		KS5	-	2644000R1		
QY11-GF2	18	WH	TXL	239481R1		KS5	-	2644000R1		

Circuit Number	Gauge	Color	Insulation	Terminal / Splice Number	Connector Part number	Connector Number	Cavity	Seal/Sleeve	Lock 1	Lock 2
QV11-GF3	18	WH	TXL	239481R1		KS5	-	2644000R1		
QV11-GE	18	WH	TXL	239481R1		KS6	-	2644000R1		
QV11-GE1	18	WH	TXL	239481R1		KS6	-	2644000R1		
QV11-GE2	18	WH	TXL	239481R1		KS6	-	2644000R1		
QX11-GE1	18	WH	TXL	239481R1		KS6	-	2644000R1		
QX11-GE2	18	WH	TXL	239481R1		KS6	-	2644000R1		
QX11-GE3	18	WH	TXL	239481R1		KS6	-	2644000R1		
QZ11-GA1	18	WH	TXL	239481R1		KS6	-	2644000R1		
QZ11-GA2	18	WH	TXL	239481R1		KS6	-	2644000R1		
QZ11-GA3	18	WH	TXL	239481R1		KS6	-	2644000R1		
QV11-GK	18	WH	TXL	239481R1		KS7	-	2644000R1		
QV11-GK1	18	WH	TXL	239481R1		KS7	-	2644000R1		
QV11-GK2	18	WH	TXL	239481R1		KS7	-	2644000R1		
QX11-GK1	18	WH	TXL	239481R1		KS7	-	2644000R1		
QX11-GK2	18	WH	TXL	239481R1		KS7	-	2644000R1		
QX11-GK3	18	WH	TXL	239481R1		KS7	-	2644000R1		
QZ11-GB1	18	WH	TXL	239481R1		KS7	-	2644000R1		
QZ11-GB2	18	WH	TXL	239481R1		KS7	-	2644000R1		
QZ11-GB3	18	WH	TXL	239481R1		KS7	-	2644000R1		
QV11-GL	18	WH	TXL	239481R1		KS8	-	2644000R1		
QV11-GL1	18	WH	TXL	239481R1		KS8	-	2644000R1		
QV11-GL2	18	WH	TXL	239481R1		KS8	-	2644000R1		
QX11-GL1	18	WH	TXL	239481R1		KS8	-	2644000R1		
QX11-GL2	18	WH	TXL	239481R1		KS8	-	2644000R1		
QX11-GL3	18	WH	TXL	239481R1		KS8	-	2644000R1		
QZ11-GG1	18	WH	TXL	239481R1		KS8	-	2644000R1		
QZ11-GG2	18	WH	TXL	239481R1		KS8	-	2644000R1		
QZ11-GG3	18	WH	TXL	239481R1		KS8	-	2644000R1		
QV11-GM	18	WH	TXL	239481R1		KS9	-	2644000R1		
QV11-GM1	18	WH	TXL	239481R1		KS9	-	2644000R1		
QV11-GM2	18	WH	TXL	239481R1		KS9	-	2644000R1		
QZ11-GH1	18	WH	TXL	239481R1		KS9	-	2644000R1		
QZ11-GH2	18	WH	TXL	239481R1		KS9	-	2644000R1		
QZ11-GH3	18	WH	TXL	239481R1		KS9	-	2644000R1		
QU5(+)	18	YL	TXL	239481R1		LS11	-	2644000R1		
QU5A(+)	18	YL	TXL	239481R1		LS11	-	2644000R1		
QU5B(+)	18	YL	TXL	239481R1		LS11	-	2644000R1		
QU5(-)	18	GN	TXL	239481R1		LS12	-	2644000R1		
QU5A(-)	18	GN	TXL	239481R1		LS12	-	2644000R1		
QU5B(-)	18	GN	TXL	239481R1		LS12	-	2644000R1		
QZ5D1(+)	18	YL	TXL	239481R1		LS13	-	2644000R1		
QZ5D2(+)	18	YL	TXL	239481R1		LS13	-	2644000R1		
QZ5D3(+)	18	YL	TXL	239481R1		LS13	-	2644000R1		
QZ5D1(-)	18	GN	TXL	239481R1		LS14	-	2644000R1		
QZ5D2(-)	18	GN	TXL	239481R1		LS14	-	2644000R1		
QZ5D3(-)	18	GN	TXL	239481R1		LS14	-	2644000R1		
QA23DC	18	TN	TXL	239481R1		LS2	-	2644000R1		
QA23DD	18	PK	TXL	239481R1		LS2	-	2644000R1		
9G5BH(+)	18	YL	TXL	239481R1		LS3	-	2644000R1		
9G5BJ(+)	18	YL	TXL	239481R1		LS3	-	2644000R1		
9G5BK(+)	18	YL	TXL	239481R1		LS3	-	2644000R1		
9L5BH(+)	18	YL	TXL	239481R1		LS3	-	2644000R1		
9L5BJ(+)	18	YL	TXL	239481R1		LS3	-	2644000R1		
9L5CK(+)	18	YL	TXL	239481R1		LS3	-	2644000R1		

Circuit Number	Gauge	Color	Insulation	Terminal / Splice Number	Connector Part number	Connector Number	Cavity	Seal/Sleeve	Lock 1	Lock 2
9V5BH(+)	18	YL	TXL	239481R1		LS3	-	2644000R1		
9V5BJ(+)	18	YL	TXL	239481R1		LS3	-	2644000R1		
9V5CK(+)	18	YL	TXL	239481R1		LS3	-	2644000R1		
9Z5BH(+)	18	YL	TXL	239481R1		LS3	-	2644000R1		
9Z5BJ(+)	18	YL	TXL	239481R1		LS3	-	2644000R1		
9Z5BK(+)	18	YL	TXL	239481R1		LS3	-	2644000R1		
9G5BH(-)	18	GN	TXL	239481R1		LS4	-	2644000R1		
9G5BJ(-)	18	GN	TXL	239481R1		LS4	-	2644000R1		
9G5BK(-)	18	GN	TXL	239481R1		LS4	-	2644000R1		
9L5BH(-)	18	GN	TXL	239481R1		LS4	-	2644000R1		
9L5BJ(-)	18	GN	TXL	239481R1		LS4	-	2644000R1		
9L5CK(-)	18	GN	TXL	239481R1		LS4	-	2644000R1		
9V5BH(-)	18	GN	TXL	239481R1		LS4	-	2644000R1		
9V5BJ(-)	18	GN	TXL	239481R1		LS4	-	2644000R1		
9V5CK(-)	18	GN	TXL	239481R1		LS4	-	2644000R1		
9Z5BH(-)	18	GN	TXL	239481R1		LS4	-	2644000R1		
9Z5BJ(-)	18	GN	TXL	239481R1		LS4	-	2644000R1		
9Z5BK(-)	18	GN	TXL	239481R1		LS4	-	2644000R1		
KR59H	18	GY	TXL	239481R1		LS8	-	2644000R1		
KR59J	18	GY	TXL	239481R1		LS8	-	2644000R1		
KR59K	18	GY	TXL	239481R1		LS8	-	2644000R1		
9B5K(+)	18	YL	TXL	239481R1		MS1	-	2644000R1		
9B5N(+)	18	YL	TXL	239481R1		MS1	-	2644000R1		
9B5P(+)	18	YL	TXL	239481R1		MS1	-	2644000R1		
9C5H(+)	18	YL	TXL	239481R1		MS1	-	2644000R1		
9C5N(+)	18	YL	TXL	239481R1		MS1	-	2644000R1		
9C5P(+)	18	YL	TXL	239481R1		MS1	-	2644000R1		
9K5H(+)	18	YL	TXL	239481R1		MS1	-	2644000R1		
9K5N(+)	18	YL	TXL	239481R1		MS1	-	2644000R1		
9K5P(+)	18	YL	TXL	239481R1		MS1	-	2644000R1		
9M5K(+)	18	YL	TXL	239481R1		MS1	-	2644000R1		
9M5N(+)	18	YL	TXL	239481R1		MS1	-	2644000R1		
9M5P(+)	18	YL	TXL	239481R1		MS1	-	2644000R1		
9N5K(+)	18	YL	TXL	239481R1		MS1	-	2644000R1		
9N5N(+)	18	YL	TXL	239481R1		MS1	-	2644000R1		
9N5P(+)	18	YL	TXL	239481R1		MS1	-	2644000R1		
9Q5K(+)	18	YL	TXL	239481R1		MS1	-	2644000R1		
9Q5N(+)	18	YL	TXL	239481R1		MS1	-	2644000R1		
9Q5P(+)	18	YL	TXL	239481R1		MS1	-	2644000R1		
9R5H(+)	18	YL	TXL	239481R1		MS1	-	2644000R1		
9R5N(+)	18	YL	TXL	239481R1		MS1	-	2644000R1		
9R5P(+)	18	YL	TXL	239481R1		MS1	-	2644000R1		
9U5H(+)	18	YL	TXL	239481R1		MS1	-	2644000R1		
9U5N(+)	18	YL	TXL	239481R1		MS1	-	2644000R1		
9U5P(+)	18	YL	TXL	239481R1		MS1	-	2644000R1		
GB5K(+)	18	YL	TXL	239481R1		MS1	-	2644000R1		
GB5N(+)	18	YL	TXL	239481R1		MS1	-	2644000R1		
GB5P(+)	18	YL	TXL	239481R1		MS1	-	2644000R1		
GF5K(+)	18	YL	TXL	239481R1		MS1	-	2644000R1		
GF5N(+)	18	YL	TXL	239481R1		MS1	-	2644000R1		
GF5P(+)	18	YL	TXL	239481R1		MS1	-	2644000R1		
GM5H(+)	18	YL	TXL	239481R1		MS1	-	2644000R1		
GM5N(+)	18	YL	TXL	239481R1		MS1	-	2644000R1		
GM5P(+)	18	YL	TXL	239481R1		MS1	-	2644000R1		

Circuit Number	Gauge	Color	Insulation	Terminal / Splice Number	Connector Part number	Connector Number	Cavity	Seal/Sleeve	Lock 1	Lock 2
GN5K(+)	18	YL	TXL	239481R1		MS1	-	2644000R1		
GN5N(+)	18	YL	TXL	239481R1		MS1	-	2644000R1		
GN5P(+)	18	YL	TXL	239481R1		MS1	-	2644000R1		
GP5K(+)	18	YL	TXL	239481R1		MS1	-	2644000R1		
GP5N(+)	18	YL	TXL	239481R1		MS1	-	2644000R1		
GP5P(+)	18	YL	TXL	239481R1		MS1	-	2644000R1		
9B5K(-)	18	GN	TXL	239481R1		MS2	-	2644000R1		
9B5N(-)	18	GN	TXL	239481R1		MS2	-	2644000R1		
9B5P(-)	18	GN	TXL	239481R1		MS2	-	2644000R1		
9C5H(-)	18	GN	TXL	239481R1		MS2	-	2644000R1		
9C5N(-)	18	GN	TXL	239481R1		MS2	-	2644000R1		
9C5P(-)	18	GN	TXL	239481R1		MS2	-	2644000R1		
9K5H(-)	18	GN	TXL	239481R1		MS2	-	2644000R1		
9K5N(-)	18	GN	TXL	239481R1		MS2	-	2644000R1		
9K5P(-)	18	GN	TXL	239481R1		MS2	-	2644000R1		
9M5K(-)	18	GN	TXL	239481R1		MS2	-	2644000R1		
9M5N(-)	18	GN	TXL	239481R1		MS2	-	2644000R1		
9M5P(-)	18	GN	TXL	239481R1		MS2	-	2644000R1		
9N5K(-)	18	GN	TXL	239481R1		MS2	-	2644000R1		
9N5N(-)	18	GN	TXL	239481R1		MS2	-	2644000R1		
9N5P(-)	18	GN	TXL	239481R1		MS2	-	2644000R1		
9Q5K(-)	18	GN	TXL	239481R1		MS2	-	2644000R1		
9Q5N(-)	18	GN	TXL	239481R1		MS2	-	2644000R1		
9Q5P(-)	18	GN	TXL	239481R1		MS2	-	2644000R1		
9R5H(-)	18	GN	TXL	239481R1		MS2	-	2644000R1		
9R5N(-)	18	GN	TXL	239481R1		MS2	-	2644000R1		
9R5P(-)	18	GN	TXL	239481R1		MS2	-	2644000R1		
9U5H(-)	18	GN	TXL	239481R1		MS2	-	2644000R1		
9U5N(-)	18	GN	TXL	239481R1		MS2	-	2644000R1		
9U5P(-)	18	GN	TXL	239481R1		MS2	-	2644000R1		
GB5K(-)	18	GN	TXL	239481R1		MS2	-	2644000R1		
GB5N(-)	18	GN	TXL	239481R1		MS2	-	2644000R1		
GB5P(-)	18	GN	TXL	239481R1		MS2	-	2644000R1		
GF5K(-)	18	GN	TXL	239481R1		MS2	-	2644000R1		
GF5N(-)	18	GN	TXL	239481R1		MS2	-	2644000R1		
GF5P(-)	18	GN	TXL	239481R1		MS2	-	2644000R1		
GM5H(-)	18	GN	TXL	239481R1		MS2	-	2644000R1		
GM5N(-)	18	GN	TXL	239481R1		MS2	-	2644000R1		
GM5P(-)	18	GN	TXL	239481R1		MS2	-	2644000R1		
GN5K(-)	18	GN	TXL	239481R1		MS2	-	2644000R1		
GN5N(-)	18	GN	TXL	239481R1		MS2	-	2644000R1		
GN5P(-)	18	GN	TXL	239481R1		MS2	-	2644000R1		
GP5K(-)	18	GN	TXL	239481R1		MS2	-	2644000R1		
GP5N(-)	18	GN	TXL	239481R1		MS2	-	2644000R1		
GP5P(-)	18	GN	TXL	239481R1		MS2	-	2644000R1		
ZR12-GA	16	WH	TXL	239481R1		MS3	-	2644000R1		
ZR12-GB	12	WH	TXL	239481R1		MS3	-	2644000R1		
ZR12-GC	16	WH	TXL	239481R1		MS3	-	2644000R1		
ZR12-GE	18	WH	TXL	239481R1		MS3	-	2644000R1		
XF94SV	16	GY	TXL	239481R1		PS1	-	2644000R1		
XF94SVC	16	GY	TXL	239481R1		PS1	-	2644000R1		
XF94SVD	16	GY	TXL	239481R1		PS1	-	2644000R1		
XK94SVC	18	GY	TXL	239481R1		PS1	-	2644000R1		
XK94SVD	18	GY	TXL	239481R1		PS1	-	2644000R1		

Circuit Number	Gauge	Color	Insulation	Terminal / Splice Number	Connector Part number	Connector Number	Cavity	Seal/Sleeve	Lock 1	Lock 2
XK94SVE	18	GY	TXL	239481R1		PS1	-	2644000R1		
EK149A	14	GY	TXL	239481R1		PS10	-	2644000R1		
EK149B	18	LTBL	TXL	239481R1		PS10	-	2644000R1		
LA17A	16	PK	TXL	239481R1		PS11	-	2644000R1		
LA17B	16	PK	TXL	239481R1		PS11	-	2644000R1		
LA17C	16	PK	TXL	239481R1		PS11	-	2644000R1		
XF94SZC	16	GY	TXL	239481R1		PS2	-	2644000R1		
XF94SZD	16	GY	TXL	239481R1		PS2	-	2644000R1		
XF94SZE	16	GY	TXL	239481R1		PS2	-	2644000R1		
XK94SZC	18	GY	TXL	239481R1		PS2	-	2644000R1		
XK94SZD	18	GY	TXL	239481R1		PS2	-	2644000R1		
XK94SZE	18	GY	TXL	239481R1		PS2	-	2644000R1		
TC9AAJ	18	GY	TXL	239481R1		PS3	-	2644000R1		
TC9AE	18	GY	TXL	239481R1		PS3	-	2644000R1		
TC9E	18	GY	TXL	239481R1		PS3	-	2644000R1		
XS90-G	16	WH	GXL	239481R1		PS5	-	2644000R1		
XS90-GA	12	WH	GXL	239481R1		PS5	-	2644000R1		
XS90-GM	10	WH	GXL	239481R1		PS5	-	2644000R1		
XS90CA	16	GY	GXL	239481R1		PS6	-	2644000R1		
[XS90C]	16	-	GXL	239481R1		PS6	-	2644000R1		
XS014	10	RD	TXL	239481R1		PS7	-	2644000R1		
XS14B	8	GY	GXL	239481R1		PS7	-	2644000R1		
XS90NA	14	GY	GXL	239481R1		PS7	-	2644000R1		
XS90A	16	GY	TXL	239481R1		PS8	-	2644000R1		
XS90MA	18	GY	TXL	239481R1		PS8	-	2644000R1		
[XS90B]	16	-	GXL	239481R1		PS8	-	2644000R1		
XS90N	16	GY	TXL	239481R1		PS9	-	2644000R1		
XS90NB	14	GY	GXL	239481R1		PS9	-	2644000R1		
MY11-G	12	WH	TXL	505040C1		SBS1	-	2644027R1		
MY11-GA	14	WH	GXL	505040C1		SBS1	-	2644027R1		
MY11-GB	14	WH	GXL	505040C1		SBS1	-	2644027R1		
MY11-GC	12	WH	GXL	505040C1		SBS1	-	2644027R1		
MY11-GD	12	WH	GXL	505040C1		SBS1	-	2644027R1		
MY85-GA	16	WH	GXL	505040C1		SBS1	-	2644027R1		
RO10-GB	18	WH	GXL	239481R1		SBS1	-	2644000R1		
RO49-G	18	WH	GXL	239481R1		SBS1	-	2644000R1		
RO49-GA	18	WH	GXL	239481R1		SBS1	-	2644000R1		
MY11-G	12	WH	TXL	505040C1		SBS1	-	2644027R1		
MY11-GA	14	WH	GXL	505040C1		SBS1	-	2644027R1		
MY11-GB	14	WH	GXL	505040C1		SBS1	-	2644027R1		
MY11-GC	12	WH	GXL	505040C1		SBS1	-	2644027R1		
MY11-GD	12	WH	GXL	505040C1		SBS1	-	2644027R1		
MY85-GA	16	WH	GXL	505040C1		SBS1	-	2644027R1		
MZ11-G	12	WH	TXL	468358C1		SBS3	-	2644000R1		
MZ11-GA	14	WH	GXL	468358C1		SBS3	-	2644000R1		
MZ11-GB	14	WH	GXL	468358C1		SBS3	-	2644000R1		
MZ11-GC	12	WH	GXL	468358C1		SBS3	-	2644000R1		
MZ85-GA	16	WH	GXL	468358C1		SBS3	-	2644000R1		
MZ11-G	12	WH	TXL	468358C1		SBS3	-	2644000R1		
MZ11-GA	14	WH	GXL	468358C1		SBS3	-	2644000R1		
MZ11-GB	14	WH	GXL	468358C1		SBS3	-	2644000R1		
MZ11-GC	12	WH	GXL	468358C1		SBS3	-	2644000R1		
MZ85-GA	16	WH	GXL	468358C1		SBS3	-	2644000R1		
BG6H	18	GY	GXL	239481R1		SCS1	-	2644000R1		

Circuit Number	Gauge	Color	Insulation	Terminal / Splice Number	Connector Part number	Connector Number	Cavity	Seal/Sleeve	Lock 1	Lock 2
BG6HA	18	GY	TXL	239481R1		SCS1	-	2644000R1		
BG6HB	18	GY	TXL	239481R1		SCS1	-	2644000R1		
BG6HC	18	GY	TXL	239481R1		SCS1	-	2644000R1		
BL6H	18	GY	GXL	239481R1		SCS1	-	2644000R1		
BL6HA	18	GY	TXL	239481R1		SCS1	-	2644000R1		
BL6HB	18	GY	TXL	239481R1		SCS1	-	2644000R1		
BL6HC	18	GY	TXL	239481R1		SCS1	-	2644000R1		
CA6H	18	GY	GXL	239481R1		SCS1	-	2644000R1		
CA6HA	18	GY	TXL	239481R1		SCS1	-	2644000R1		
CA6HB	18	GY	TXL	239481R1		SCS1	-	2644000R1		
CA6HC	18	GY	TXL	239481R1		SCS1	-	2644000R1		
CB6H	18	GY	GXL	239481R1		SCS1	-	2644000R1		
CB6HA	18	GY	TXL	239481R1		SCS1	-	2644000R1		
CB6HB	18	GY	TXL	239481R1		SCS1	-	2644000R1		
CB6HC	18	GY	TXL	239481R1		SCS1	-	2644000R1		
MCS4B	14	BN	GXL	382182C1		SCS1	-	2644000R1		
MCS4C	14	BN	GXL	382182C1		SCS1	-	2644000R1		
MCS4D	14	BN	GXL	382182C1		SCS1	-	2644000R1		
MCS4F	14	BN	GXL	382182C1		SCS1	-	2644000R1		
BG9R	18	GY	TXL	239481R1		SCS2	-	2644000R1		
BG9S	18	GY	TXL	239481R1		SCS2	-	2644000R1		
BG9V	18	GY	GXL	239481R1		SCS2	-	2644000R1		
BG9VC	18	GY	TXL	239481R1		SCS2	-	2644000R1		
BG9VD	18	GY	TXL	239481R1		SCS2	-	2644000R1		
BG9VE	18	GY	TXL	239481R1		SCS2	-	2644000R1		
BG9VF	18	GY	TXL	239481R1		SCS2	-	2644000R1		
BG9VG	18	GY	TXL	239481R1		SCS2	-	2644000R1		
BG9VH	18	GY	TXL	239481R1		SCS2	-	2644000R1		
BL9S	18	GY	TXL	239481R1		SCS2	-	2644000R1		
BL9V	18	GY	GXL	239481R1		SCS2	-	2644000R1		
BL9VA	20	GY	TXL	239481R1		SCS2	-	2644000R1		
BL9VC	18	GY	TXL	239481R1		SCS2	-	2644000R1		
BL9VD	18	GY	TXL	239481R1		SCS2	-	2644000R1		
BL9VE	18	GY	TXL	239481R1		SCS2	-	2644000R1		
BL9VF	18	GY	TXL	239481R1		SCS2	-	2644000R1		
BL9VG	18	GY	TXL	239481R1		SCS2	-	2644000R1		
BL9VH	18	GY	TXL	239481R1		SCS2	-	2644000R1		
BV9R	18	GY	TXL	239481R1		SCS2	-	2644000R1		
BV9S	18	GY	TXL	239481R1		SCS2	-	2644000R1		
BV9V	18	GY	TXL	239481R1		SCS2	-	2644000R1		
BV9VF	18	GY	GXL	239481R1		SCS2	-	2644000R1		
BVBLK1	18	BK	GXL	239481R1		SCS2	-	2644000R1		
BW9R	18	GY	TXL	239481R1		SCS2	-	2644000R1		
BW9S	18	GY	TXL	239481R1		SCS2	-	2644000R1		
BW9V	18	GY	TXL	239481R1		SCS2	-	2644000R1		
BW9VC	18	GY	TXL	239481R1		SCS2	-	2644000R1		
BW9VD	18	GY	TXL	239481R1		SCS2	-	2644000R1		
BW9VF	18	GY	GXL	239481R1		SCS2	-	2644000R1		
BX9S	18	GY	TXL	239481R1		SCS2	-	2644000R1		
BX9V	18	GY	TXL	239481R1		SCS2	-	2644000R1		
BX9VA	20	GY	TXL	239481R1		SCS2	-	2644000R1		
BX9VF	18	GY	GXL	239481R1		SCS2	-	2644000R1		
BXBLK1	18	BK	GXL	239481R1		SCS2	-	2644000R1		
BZ9S	18	GY	TXL	239481R1		SCS2	-	2644000R1		

Circuit Number	Gauge	Color	Insulation	Terminal / Splice Number	Connector Part number	Connector Number	Cavity	Seal/Sleeve	Lock 1	Lock 2
BZ9V	18	GY	TXL	239481R1		SCS2	-	2644000R1		
BZ9VA	20	GY	TXL	239481R1		SCS2	-	2644000R1		
BZ9VC	18	GY	TXL	239481R1		SCS2	-	2644000R1		
BZ9VD	18	GY	TXL	239481R1		SCS2	-	2644000R1		
BZ9VF	18	GY	GXL	239481R1		SCS2	-	2644000R1		
CA9S	18	GY	TXL	239481R1		SCS2	-	2644000R1		
CA9V	18	GY	GXL	239481R1		SCS2	-	2644000R1		
CA9VA	20	GY	TXL	239481R1		SCS2	-	2644000R1		
CA9VB	18	GY	TXL	239481R1		SCS2	-	2644000R1		
CA9VC	18	GY	TXL	239481R1		SCS2	-	2644000R1		
CA9VD	18	GY	TXL	239481R1		SCS2	-	2644000R1		
CA9VE	18	GY	TXL	239481R1		SCS2	-	2644000R1		
CA9VF	18	GY	TXL	239481R1		SCS2	-	2644000R1		
CA9VG	18	GY	TXL	239481R1		SCS2	-	2644000R1		
CA9VH	18	GY	TXL	239481R1		SCS2	-	2644000R1		
CB9R	18	GY	TXL	239481R1		SCS2	-	2644000R1		
CB9S	18	GY	TXL	239481R1		SCS2	-	2644000R1		
CB9V	18	GY	GXL	239481R1		SCS2	-	2644000R1		
CB9VB	18	GY	TXL	239481R1		SCS2	-	2644000R1		
CB9VC	18	GY	TXL	239481R1		SCS2	-	2644000R1		
CB9VD	18	GY	TXL	239481R1		SCS2	-	2644000R1		
CB9VE	18	GY	TXL	239481R1		SCS2	-	2644000R1		
CB9VF	18	GY	TXL	239481R1		SCS2	-	2644000R1		
CB9VG	18	GY	TXL	239481R1		SCS2	-	2644000R1		
CB9VH	18	GY	TXL	239481R1		SCS2	-	2644000R1		
CC9S	18	GY	TXL	239481R1		SCS2	-	2644000R1		
CC9V	18	GY	TXL	239481R1		SCS2	-	2644000R1		
CC9VA	20	GY	TXL	239481R1		SCS2	-	2644000R1		
CC9VB	18	GY	TXL	239481R1		SCS2	-	2644000R1		
CC9VC	18	GY	TXL	239481R1		SCS2	-	2644000R1		
CC9VD	18	GY	TXL	239481R1		SCS2	-	2644000R1		
CC9VF	18	GY	GXL	239481R1		SCS2	-	2644000R1		
CD9S	18	GY	TXL	239481R1		SCS2	-	2644000R1		
CD9V	18	GY	TXL	239481R1		SCS2	-	2644000R1		
CD9VA	20	GY	TXL	239481R1		SCS2	-	2644000R1		
CD9VB	18	GY	TXL	239481R1		SCS2	-	2644000R1		
CD9VF	18	GY	GXL	239481R1		SCS2	-	2644000R1		
CDBLK1	18	BK	GXL	239481R1		SCS2	-	2644000R1		
CE9R	18	GY	TXL	239481R1		SCS2	-	2644000R1		
CE9S	18	GY	TXL	239481R1		SCS2	-	2644000R1		
CE9V	18	GY	TXL	239481R1		SCS2	-	2644000R1		
CE9VB	18	GY	TXL	239481R1		SCS2	-	2644000R1		
CE9VC	18	GY	TXL	239481R1		SCS2	-	2644000R1		
CE9VD	18	GY	TXL	239481R1		SCS2	-	2644000R1		
CE9VF	18	GY	GXL	239481R1		SCS2	-	2644000R1		
CF9R	18	GY	TXL	239481R1		SCS2	-	2644000R1		
CF9S	18	GY	TXL	239481R1		SCS2	-	2644000R1		
CF9V	18	GY	TXL	239481R1		SCS2	-	2644000R1		
CF9VB	18	GY	TXL	239481R1		SCS2	-	2644000R1		
CF9VF	18	GY	GXL	239481R1		SCS2	-	2644000R1		
CFBLK1	18	BK	GXL	239481R1		SCS2	-	2644000R1		
BN94SV	18	GY	GXL	239481R1		SCS3	-	2644000R1		
BN94SVA	18	GY	GXL	239481R1		SCS3	-	2644000R1		
BN94SVB	18	GY	GXL	239481R1		SCS3	-	2644000R1		

Circuit Number	Gauge	Color	Insulation	Terminal / Splice Number	Connector Part number	Connector Number	Cavity	Seal/Sleeve	Lock 1	Lock 2
BN94SZ	18	GY	GXL	239481R1		SCS4	-	2644000R1		
BN94SZA	18	GY	GXL	239481R1		SCS4	-	2644000R1		
BN94SZB	18	GY	GXL	239481R1		SCS4	-	2644000R1		
MT78-GA	16	WH	GXL	239481R1		SDS1	-	2644000R1		
MT78-GB	16	WH	GXL	239481R1		SDS1	-	2644000R1		
MT78-GC	16	WH	GXL	239481R1		SDS1	-	2644000R1		
BE11-GAA	18	WH	TXL	239481R1		SDS1	-	2644000R1		
BE62-GDD	18	WH	TXL	239481R1		SDS1	-	2644000R1		
BE87-G	18	WH	TXL	239481R1		SDS1	-	2644000R1		
BL11-GAA	18	WH	GXL	239481R1		SDS1	-	2644000R1		
BL62-GDD	18	WH	TXL	239481R1		SDS1	-	2644000R1		
BL87-G	18	WH	TXL	239481R1		SDS1	-	2644000R1		
CA11-GAA	18	WH	GXL	239481R1		SDS1	-	2644000R1		
CA62-GDD	18	WH	TXL	239481R1		SDS1	-	2644000R1		
CA87-G	18	WH	TXL	239481R1		SDS1	-	2644000R1		
MT78-GA	16	WH	GXL	239481R1		SDS1	-	2644000R1		
MT78-GB	16	WH	GXL	239481R1		SDS1	-	2644000R1		
MT78-GC	16	WH	GXL	239481R1		SDS1	-	2644000R1		
MCS7B	16	OR	TXL	239481R1		SDS4	-	2644000R1		
MCS7C	16	OR	GXL	239481R1		SDS4	-	2644000R1		
MCS7D	16	OR	GXL	239481R1		SDS4	-	2644000R1		
RF54B	14	BN	GXL	382181C1		SES1	-	2644000R1		
RF54C	14	BN	GXL	382181C1		SES1	-	2644000R1		
RF54D	14	BN	GXL	382181C1		SES1	-	2644000R1		
MA54B	14	BN	GXL	382181C1		SES1	-	2644000R1		
MA54C	14	BN	GXL	382181C1		SES1	-	2644000R1		
MA54D	14	BN	GXL	382181C1		SES1	-	2644000R1		
MB54B	14	BN	GXL	382182C1		SES2	-	2644000R1		
MB54C	14	BN	GXL	382182C1		SES2	-	2644000R1		
MB54D	14	BN	GXL	382182C1		SES2	-	2644000R1		
MB54H	16	BN	GXL	382182C1		SES2	-	2644000R1		
MB54J	16	BN	GXL	382182C1		SES2	-	2644000R1		
RM9	18	GY	GXL	239481R1		SFS1	-	2644000R1		
RM9A	18	GY	GXL	239481R1		SFS1	-	2644000R1		
RM9B	18	GY	GXL	239481R1		SFS1	-	2644000R1		
PL10-GV	16	WH	GXL	505040C1		SNS2	-	2644027R1	1661874C1	
PL90A-G	12	WH	GXL	505040C1		SNS2	-	2644027R1		
PL90A-GA	8	WH	GXL	505040C1		SNS2	-	2644027R1		
PL90E-G	18	WH	GXL	505040C1		SNS2	-	2644027R1		
PL10-GV	16	WH	GXL	505040C1		SNS2	-	2644027R1		
PL90A-G	12	WH	GXL	505040C1		SNS2	-	2644027R1		
PL90A-GA	8	WH	GXL	505040C1		SNS2	-	2644027R1		
PL90E-G	18	WH	GXL	505040C1		SNS2	-	2644027R1		
PL90-GA	12	WH	GXL	382182C1		SNS4	-	2644000R1	3573650C1	3573650C1
PL90D-G	16	WH	GXL	382182C1		SNS4	-	2644000R1		
PL94-GB	12	WH	GXL	382182C1		SNS4	-	2644000R1		
PL94-GE	18	WH	GXL	382182C1		SNS4	-	2644000R1		
PL90-GA	12	WH	GXL	382182C1		SNS4	-	2644000R1		
PL90D-G	16	WH	GXL	382182C1		SNS4	-	2644000R1		
PL94-GB	12	WH	GXL	382182C1		SNS4	-	2644000R1		
PL94-GE	18	WH	GXL	382182C1		SNS4	-	2644000R1		
MP10-GV	16	WH	GXL	468358C1		SNS5	-	2644000R1		
MP90A-G	12	WH	GXL	468358C1		SNS5	-	2644000R1		
MP90A-GA	8	WH	GXL	468358C1		SNS5	-	2644000R1		

Circuit Number	Gauge	Color	Insulation	Terminal / Splice Number	Connector Part number	Connector Number	Cavity	Seal/Sleeve	Lock 1	Lock 2
MP10-GV	16	WH	GXL	468358C1		SNS5	-	2644000R1		
MP90A-G	12	WH	GXL	468358C1		SNS5	-	2644000R1		
MP90A-GA	8	WH	GXL	468358C1		SNS5	-	2644000R1		
PL90C	18	GY	TXL	239481R1		SNS6	-	2644000R1		
PL90D	16	GY	TXL	239481R1		SNS6	-	2644000R1	3573833C1	3683466C1
PL90E	16	GY	GXL	239481R1		SNS6	-	2644000R1	3589992C1	
PL90C	18	GY	TXL	239481R1		SNS6	-	2644000R1		
PL90D	16	GY	TXL	239481R1		SNS6	-	2644000R1		
PL90E	16	GY	GXL	239481R1		SNS6	-	2644000R1		
NB70B	10	RD	GXL	6102309C1		SS1	-	2644000R1		
NB70C	10	RD	GXL	6102309C1		SS1	-	2644000R1	3525875C1	
NB70T	10	RD	GXL	6102309C1		SS1	-	2644000R1	1661874C1	
YK11-GD	16	WH	TXL	239481R1		SS1	-	2644000R1		
YK112-GD	16	WH	TXL	239481R1		SS1	-	2644000R1		
YK65-G	16	WH	GXL	239481R1		SS1	-	2644000R1		
KA14A	10	RD	GXL	239481R1		SS1	-	2644000R1		
KA14A5	16	RD	TXL	239481R1		SS1	-	2644000R1		
KA14A7	10	RD	GXL	239481R1		SS1	-	2644000R1		
AJ10-GB	18	WH	GXL	239481R1		SS1	-	2644000R1		
AJ49-G	18	WH	GXL	239481R1		SS1	-	2644000R1		
AJ49-GA	18	WH	GXL	239481R1		SS1	-	2644000R1		
SP5A(-)	18	YL	TXL	239481R1		SS1	-	2644000R1		
SP5B(-)	20	YL	193	239481R1		SS1	-	2644000R1		
SP5C(-)	18	YL	TXL	239481R1		SS1	-	2644000R1		
NE54E	10	BN	GXL	6102309C1		SS10	-	2644000R1		
NE54F	10	BN	GXL	6102309C1		SS10	-	2644000R1		
NE54T	10	BN	GXL	6102309C1		SS10	-	2644000R1		
VJ95AT1	18	TN	TXL	239481R1		SS10	-	2644000R1		
VJ95AT3	16	TN	TXL	239481R1		SS10	-	2644000R1		
VJ95B	20	TN	TXL	239481R1		SS10	-	2644000R1		
KA95PA	10	PK	TXL	505040C1		SS10	-	2644027R1		
KA95PB	10	PK	TXL	505040C1		SS10	-	2644027R1		
KA95PC	10	PK	TXL	505040C1		SS10	-	2644027R1		
PS5C(-)	18	GN	TXL	239481R1		SS101	-	2644000R1		
PS5D(-)	18	GN	TXL	239481R1		SS101	-	2644000R1		
PS5E(-)	18	GN	TXL	239481R1		SS101	-	2644000R1		
PS5C(+)	18	YL	TXL	239481R1		SS102	-	2644000R1		
PS5D(+)	18	YL	TXL	239481R1		SS102	-	2644000R1		
PS5E(+)	18	YL	TXL	239481R1		SS102	-	2644000R1		
PS5A(+)	20	YL	193	239481R1		SS103	-	2644000R1		
PS5B(+)	18	YL	TXL	239481R1		SS103	-	2644000R1		
PS5E(+)	18	YL	TXL	239481R1		SS103	-	2644000R1		
PS5A(-)	20	GN	193	239481R1		SS104	-	2644000R1		
PS5B(-)	18	GN	TXL	239481R1		SS104	-	2644000R1		
PS5E(-)	18	GN	TXL	239481R1		SS104	-	2644000R1		
PZ92#105	18	TN	TXL	239481R1		SS105	-	2644000R1		
PZ92A	18	TN	TXL	239481R1		SS105	-	2644000R1		
PZ92B	18	TN	TXL	239481R1		SS105	-	2644000R1		
WA2	2	RD	SGX	1613947C1		SS106	-	2644000R1		
WA2-FLA	10	RS	FUS	1613947C1		SS106	-	2644000R1		
WA2-FLB	10	RS	FUS	1613947C1		SS106	-	2644000R1		
VA95	20	TN	TXL	6102309C1		SS107	-	2644000R1		
VA95A	18	TN	GXL	6102309C1		SS107	-	2644000R1		
NE56E	10	YL	GXL	6102309C1		SS11	-	2644000R1		

Circuit Number	Gauge	Color	Insulation	Terminal / Splice Number	Connector Part number	Connector Number	Cavity	Seal/Sleeve	Lock 1	Lock 2
NE56F	10	YL	GXL	6102309C1		SS11	-	2644000R1		
NE56T	10	YL	GXL	6102309C1		SS11	-	2644000R1		
KA95G8A	16	BK	TXL	382181C1		SS11	-	2644000R1		
KA95G8B	16	BK	TXL	382181C1		SS11	-	2644000R1		
KA95G8D	16	BK	TXL	382181C1		SS11	-	2644000R1		
KA95G8E	16	BK	TXL	382181C1		SS11	-	2644000R1		
KA95G8C	16	TN	TXL	239481R1		SS11	-	2644000R1		
KA95G8D	18	BK	TXL	239481R1		SS11	-	2644000R1		
KA95G8E	16	TN	TXL	239481R1		SS11	-	2644000R1		
PV14A	12	RD	TXL	239481R1		SS110	-	2644000R1		
PV14B	18	RD	TXL	239481R1		SS110	-	2644000R1		
PV14C	18	RD	TXL	239481R1		SS110	-	2644000R1		
PU92#123	18	LTGN	TXL	239481R1		SS111	-	2644000R1		
PU92A123	18	LTGN	TXL	239481R1		SS111	-	2644000R1		
PU92B123	18	LTGN	TXL	239481R1		SS111	-	2644000R1		
PU92#145	18	OR	TXL	239481R1		SS112	-	2644000R1		
PU92A145	18	OR	TXL	239481R1		SS112	-	2644000R1		
PU92B145	18	OR	TXL	239481R1		SS112	-	2644000R1		
RS92#103	18	YL	TXL	239481R1		SS117	-	2644000R1		
RS92B103	18	YL	TXL	239481R1		SS117	-	2644000R1		
RS92C103	18	YL	TXL	239481R1		SS117	-	2644000R1		
RT5#127	18	GN	TXL	239481R1		SS118	-	2644000R1		
RT5C(-)	18	GN	TXL	239481R1		SS118	-	2644000R1		
RT5D(-)	18	GN	TXL	239481R1		SS118	-	2644000R1		
RT5#106	18	YL	TXL	239481R1		SS119	-	2644000R1		
RT5C(+)	18	YL	TXL	239481R1		SS119	-	2644000R1		
RT5D(+)	18	YL	TXL	239481R1		SS119	-	2644000R1		
NE57E	10	LTGN	GXL	6102309C1		SS12	-	2644000R1		
NE57F	10	LTGN	GXL	6102309C1		SS12	-	2644000R1		
NE57T	10	LTGN	GXL	6102309C1		SS12	-	2644000R1		
VJ14	16	RD	TXL	382181C1		SS12	-	2644000R1		
VJ14A	12	RD	TXL	382181C1		SS12	-	2644000R1		
VJ14C	14	RD	TXL	382181C1		SS12	-	2644000R1		
VL95AU1	18	TN	TXL			SS12	-	N/A		
VL95AU2	20	TN	TXL			SS12	-	N/A		
VL95AU3	18	TN	TXL			SS12	-	N/A		
RT5A(+)	18	YL	TXL	239481R1		SS120	-	2644000R1		
RT5B(+)	20	YL	193	239481R1		SS120	-	2644000R1		
RT5C(+)	18	YL	TXL	239481R1		SS120	-	2644000R1		
RT5A(-)	18	GN	TXL	239481R1		SS121	-	2644000R1		
RT5B(-)	20	GN	193	239481R1		SS121	-	2644000R1		
RT5C(-)	18	GN	TXL	239481R1		SS121	-	2644000R1		
RU10A	10	BK	GXL	239481R1		SS123	-	2644000R1		
RU10B	18	BK	TXL	239481R1		SS123	-	2644000R1		
RU10C	18	BK	TXL	239481R1		SS123	-	2644000R1		
RV10A	10	BK	GXL	239481R1		SS125	-	2644000R1		
RV10B	18	BK	TXL	239481R1		SS125	-	2644000R1		
RV10C	18	BK	TXL	239481R1		SS125	-	2644000R1		
RW10A	10	BK	GXL	239481R1		SS127	-	2644000R1		
RW10B	18	BK	TXL	239481R1		SS127	-	2644000R1		
RW10C	18	BK	TXL	239481R1		SS127	-	2644000R1		
VH2	1	RD	SGX	1613947C1		SS128	-	2644000R1		
VH2-FLA	6	TN	FUS	1613947C1		SS128	-	2644000R1		
VV92#103	18	YL	TXL	239481R1		SS129	-	2644000R1		

Circuit Number	Gauge	Color	Insulation	Terminal / Splice Number	Connector Part number	Connector Number	Cavity	Seal/Sleeve	Lock 1	Lock 2
VV92B103	18	YL	TXL	239481R1		SS129	-	2644000R1		
VV92C103	18	YL	TXL	239481R1		SS129	-	2644000R1		
VV92D103	18	YL	TXL	239481R1		SS129	-	2644000R1		
NE10D	8	WH	GXL	1613947C1		SS13	-	2644000R1		
NE10E	8	WH	GXL	1613947C1		SS13	-	2644000R1		
NE10F	8	WH	GXL	1613947C1		SS13	-	2644000R1		
MC52B	14	YL	GXL	382181C1		SS13	-	2644000R1		
MC52E	14	YL	GXL	382181C1		SS13	-	2644000R1		
MC64HI	14	YL	GXL	382181C1		SS13	-	2644000R1		
AG11-G1	10	WH	TXL	239481R1		SS13	-	2644000R1		
AG18D	18	WH	TXL	239481R1		SS13	-	2644000R1		
AG18E	10	WH	TXL	239481R1		SS13	-	2644000R1		
AG77-G	18	WH	TXL	239481R1		SS13	-	2644000R1		
VL95AT1	18	TN	TXL			SS13	-	N/A		
VL95AT2	20	TN	TXL			SS13	-	N/A		
VL95AT3	18	TN	TXL			SS13	-	N/A		
MC56B	16	OR	TXL	239481R1		SS13	-	2644000R1		
MC56C	16	OR	GXL	239481R1		SS13	-	2644000R1		
MC56D	16	OR	GXL	239481R1		SS13	-	2644000R1		
VV92#101	18	LTBL	TXL	239481R1		SS130	-	2644000R1		
VV92B101	18	LTBL	TXL	239481R1		SS130	-	2644000R1		
VV92C101	18	LTBL	TXL	239481R1		SS130	-	2644000R1		
VJ95AU2	20	TN	TXL	239481R1		SS131	-	2644000R1		
VJ95AU3	16	TN	TXL	239481R1		SS131	-	2644000R1		
VJ95C	18	TN	TXL	239481R1		SS131	-	2644000R1		
VJ95A1	20	TN	TXL	239481R1		SS132	-	2644000R1		
VJ95AS1	18	TN	TXL	239481R1		SS132	-	2644000R1		
VJ95AS3	16	TN	TXL	239481R1		SS132	-	2644000R1		
VJ95AR1	18	TN	TXL	239481R1		SS137	-	2644000R1		
VJ95AR2	18	TN	TXL	239481R1		SS137	-	2644000R1		
VJ95AR3	16	TN	TXL	239481R1		SS137	-	2644000R1		
VJ13A	14	PK	150	239481R1		SS138	-	2644000R1		
VJ13B	18	PK	TXL	239481R1		SS138	-	2644000R1		
VJ13R	16	PK	150	239481R1		SS138	-	2644000R1		
VJ95KD	14	RD	TXL	239481R1		SS138	-	2644000R1		
KA95PA	14	PK	TXL	382181C1		SS139	-	2644000R1		
KA95PB	14	PK	TXL	382181C1		SS139	-	2644000R1		
KA95PC	16	PK	TXL	382181C1		SS139	-	2644000R1		
YJ11-GD	16	WH	TXL	239481R1		SS14	-	2644000R1		
YJ112-GD	16	WH	TXL	239481R1		SS14	-	2644000R1		
YJ65-G	16	WH	GXL	239481R1		SS14	-	2644000R1	3743662C1	
MC53E	14	YL	GXL	382181C1		SS14	-	2644000R1		
MC53F	14	YL	GXL	382181C1		SS14	-	2644000R1		
MC64LO	14	YL	GXL	382181C1		SS14	-	2644000R1		
PK92#103	18	YL	TXL	239481R1		SS14	-	2644000R1		
PK92B103	18	YL	TXL	239481R1		SS14	-	2644000R1		
PK92C103	18	YL	TXL	239481R1		SS14	-	2644000R1		
WG2	1	RD	SGX			SS14	-	N/A		
WG2-FLA	8	LTBL	FUS			SS14	-	N/A		
WG2-FLB	8	LTBL	FUS			SS14	-	N/A		
MC52B	14	YL	GXL	382181C1		SS14	-	2644000R1		
MC52E	14	YL	GXL	382181C1		SS14	-	2644000R1		
MC64HI	14	YL	GXL	382181C1		SS14	-	2644000R1		
KA95H2	16	PK	TXL	382181C1		SS140	-	2644000R1		

Circuit Number	Gauge	Color	Insulation	Terminal / Splice Number	Connector Part number	Connector Number	Cavity	Seal/Sleeve	Lock 1	Lock 2
KA95H4	16	PK	TXL	382181C1		SS140	-	2644000R1		
KA95H6	16	PK	TXL	382181C1		SS140	-	2644000R1		
KA95H8	16	PK	TXL	382181C1		SS140	-	2644000R1		
KA95H1	16	PK	TXL	382181C1		SS141	-	2644000R1		
KA95H3	16	PK	TXL	382181C1		SS141	-	2644000R1		
KA95H5	16	PK	TXL	382181C1		SS141	-	2644000R1		
KA95H9	18	PK	TXL	382181C1		SS141	-	2644000R1		
WB2	2	RD	SGX	1613947C1		SS142	-	2644000R1		
WB2-FLA	10	RS	FUS	1613947C1		SS142	-	2644000R1		
WB2-FLB	10	RS	FUS	1613947C1		SS142	-	2644000R1		
VL2	2	RD	SGX	1613947C1		SS143	-	2644000R1		
VL2-FLA	10	RS	FUS	1613947C1		SS143	-	2644000R1		
VL2-FLB	10	RS	FUS	1613947C1		SS143	-	2644000R1		
BE2	2	RD	SGX	1613947C1		SS144	-	2644000R1		
BE2-FLA	10	RS	FUS	1613947C1		SS144	-	2644000R1		
BE2-FLB	10	RS	FUS	1613947C1		SS144	-	2644000R1	1661376C1	
VD2	1	RD	SGX	1613947C1		SS145	-	2644000R1		
VD2-FLA	6	TN	FUS	1613947C1		SS145	-	2644000R1		
VK2	1	RD	SGX	1613947C1		SS146	-	2644000R1		
VK2-FLA	6	TN	FUS	1613947C1		SS146	-	2644000R1		
VM2	1	RD	SGX	1613947C1		SS147	-	2644000R1		
VM2-FLA	6	TN	FUS	1613947C1		SS147	-	2644000R1		
YK11-GD	16	WH	TXL	239481R1		SS15	-	2644000R1		
YK112-GD	16	WH	TXL	239481R1		SS15	-	2644000R1		
YK65-G	16	WH	GXL	239481R1		SS15	-	2644000R1		
MCS4B	14	BN	GXL	382182C1		SS15	-	2644000R1		
MCS4C	14	BN	GXL	382182C1		SS15	-	2644000R1		
MCS4D	14	BN	GXL	382182C1		SS15	-	2644000R1		
MCS4F	14	BN	GXL	382182C1		SS15	-	2644000R1		
NE70E	10	RD	GXL	6102309C1		SS15	-	2644000R1		
NE70F	10	RD	GXL	6102309C1		SS15	-	2644000R1		
NE70T	10	RD	GXL	6102309C1		SS15	-	2644000R1		
PH14A	12	RD	TXL	382181C1		SS15	-	2644000R1		
PH14B	18	RD	TXL	382181C1		SS15	-	2644000R1		
PH14C	18	RD	TXL	382181C1		SS15	-	2644000R1		
VL95AS1	18	TN	TXL			SS15	-	N/A		
VL95AS2	20	TN	TXL			SS15	-	N/A		
VL95AS3	18	TN	TXL			SS15	-	N/A		
MCS3E	14	YL	GXL	382181C1		SS15	-	2644000R1		
MCS3F	14	YL	GXL	382181C1		SS15	-	2644000R1		
MC64LO	14	YL	GXL	382181C1		SS15	-	2644000R1		
MCS7B	16	OR	TXL	239481R1		SS16	-	2644000R1		
MCS7C	16	OR	GXL	239481R1		SS16	-	2644000R1		
MCS7D	16	LTGN	GXL	239481R1		SS16	-	2644000R1		
NE68E	10	BN	GXL	6102309C1		SS16	-	2644000R1		
NE68F	10	BN	GXL	6102309C1		SS16	-	2644000R1		
NE68T	10	BN	GXL	6102309C1		SS16	-	2644000R1		
KE10A	10	BK	GXL	239481R1		SS16	-	2644000R1		
KE10B	18	BK	TXL	239481R1		SS16	-	2644000R1		
KE10C	18	BK	TXL	239481R1		SS16	-	2644000R1		
MW56B	16	OR	TXL	239481R1		SS16	-	2644000R1		
MW56C	16	OR	GXL	239481R1		SS16	-	2644000R1		
MW56D	16	OR	GXL	239481R1		SS16	-	2644000R1		
MCS6B	16	OR	TXL	239481R1		SS17	-	2644000R1		

Circuit Number	Gauge	Color	Insulation	Terminal / Splice Number	Connector Part number	Connector Number	Cavity	Seal/Sleeve	Lock 1	Lock 2
MC56C	16	OR	GXL	239481R1		SS17	-	2644000R1		
MC56D	16	YL	GXL	239481R1		SS17	-	2644000R1		
NB54B	10	BN	GXL	6102309C1		SS17	-	2644000R1		
NB54C	10	BN	GXL	6102309C1		SS17	-	2644000R1		
NB54T	10	BN	GXL	6102309C1		SS17	-	2644000R1		
KA34	20	TN	TXL	6102309C1		SS17	-	2644000R1		
KA34A	18	TN	TXL	6102309C1		SS17	-	2644000R1		
WB2	1	RD	SGX			SS17	-	N/A		
WB2-FLA	8	LTBL	FUS			SS17	-	N/A		
WB2-FLB	8	LTBL	FUS			SS17	-	N/A		
MW57B	16	OR	TXL	239481R1		SS17	-	2644000R1		
MW57C	16	OR	GXL	239481R1		SS17	-	2644000R1		
MW57D	16	OR	GXL	239481R1		SS17	-	2644000R1		
MN5A(-)	18	GN	TXL	239481R1		SS18	-	2644000R1		
MN5B(-)	20	GN	193	239481R1		SS18	-	2644000R1		
MN5C(-)	18	GN	TXL	239481R1		SS18	-	2644000R1		
NB70B	10	RD	GXL	6102309C1		SS18	-	2644000R1	3577413C1	
NB70C	10	RD	GXL	6102309C1		SS18	-	2644000R1	3598916C1	3598917C1
NB70T	10	RD	GXL	6102309C1		SS18	-	2644000R1	3606525C1	
VB18C	10	PK	TXL	6102309C1		SS18	-	2644000R1		
VB18G	10	PK	GXL	6102309C1		SS18	-	2644000R1		
MW54B	14	BN	GXL	382182C1		SS18	-	2644000R1		
MW54C	14	BN	GXL	382182C1		SS18	-	2644000R1		
MW54D	14	BN	GXL	382182C1		SS18	-	2644000R1		
MW54F	14	BN	GXL	382182C1		SS18	-	2644000R1		
MN5A(+)	18	YL	TXL	239481R1		SS19	-	2644000R1		
MN5B(+)	20	YL	193	239481R1		SS19	-	2644000R1		
MN5C(+)	18	YL	TXL	239481R1		SS19	-	2644000R1		
NB68B	10	BN	GXL	6102309C1		SS19	-	2644000R1	3525873C1	3525875C1
NB68C	10	BN	GXL	6102309C1		SS19	-	2644000R1	3543732C1	
NB68T	10	BN	GXL	6102309C1		SS19	-	2644000R1		
AP11-G1	10	WH	TXL	6102309C1		SS19	-	2644000R1		
AP18D	18	WH	TXL	6102309C1		SS19	-	2644000R1		
AP18E	10	WH	TXL	6102309C1		SS19	-	2644000R1		
NB68B	10	BN	GXL	6102309C1		SS2	-	2644000R1	1689501C1	
NB68C	10	BN	GXL	6102309C1		SS2	-	2644000R1	2039342C1	
NB68T	10	BN	GXL	6102309C1		SS2	-	2644000R1	1661874C1	
YJ11-GD	16	WH	TXL	239481R1		SS2	-	2644000R1		
YJ112-GD	16	WH	TXL	239481R1		SS2	-	2644000R1		
YJ65-G	16	WH	TXL	239481R1		SS2	-	2644000R1		
VF2	2	RD	SGX	1613947C1		SS2	-	2644000R1		
VF2-FLA	10	RS	FUS	1613947C1		SS2	-	2644000R1		
VF2-FLB	10	RS	FUS	1613947C1		SS2	-	2644000R1		
KA10-GC	16	WH	TXL	382182C1		SS2	-	2644000R1		
KA10-GD	16	WH	TXL	382182C1		SS2	-	2644000R1		
KA10-GE	16	WH	TXL	382182C1		SS2	-	2644000R1		
KA10-GF	10	WH	GXL	382182C1		SS2	-	2644000R1		
VD11-G	8	WH	GXL	382182C1		SS2	-	2644001R1		
VD11-GA	10	WH	TXL	382182C1		SS2	-	2644001R1		
SP5A(+)	18	GN	TXL	239481R1		SS2	-	2644000R1		
SP5B(+)	20	GN	193	239481R1		SS2	-	2644000R1		
SP5C(+)	18	GN	TXL	239481R1		SS2	-	2644000R1		
MW57B	16	OR	TXL	239481R1		SS20	-	2644000R1		
MW57C	16	OR	GXL	239481R1		SS20	-	2644000R1		

Circuit Number	Gauge	Color	Insulation	Terminal / Splice Number	Connector Part number	Connector Number	Cavity	Seal/Sleeve	Lock 1	Lock 2
MW57D	16	LTGN	GXL	239481R1		SS20	-	2644000R1		
NE54E	10	BN	GXL	6102309C1		SS20	-	2644000R1		
NE54F	10	BN	GXL	6102309C1		SS20	-	2644000R1		
NE54T	10	BN	GXL	6102309C1		SS20	-	2644000R1		
VY6A	20	TN	TXL	239481R1		SS20	-	2644000R1		
VY6B	18	TN	TXL	239481R1		SS20	-	2644000R1		
VY6C	18	TN	150	239481R1		SS20	-	2644000R1		
VY6D	18	TN	TXL	239481R1		SS20	-	2644000R1		
VA95	20	TN	TXL			SS20	-	N/A		
VA95A	18	TN	GXL			SS20	-	N/A		
MW56B	16	OR	TXL	239481R1		SS21	-	2644000R1		
MW56C	16	OR	GXL	239481R1		SS21	-	2644000R1		
MW56D	16	YL	GXL	239481R1		SS21	-	2644000R1		
NE56E	10	YL	GXL	6102309C1		SS21	-	2644000R1		
NE56F	10	YL	GXL	6102309C1		SS21	-	2644000R1		
NE56T	10	YL	GXL	6102309C1		SS21	-	2644000R1		
VX9A	20	GY	TXL	239481R1		SS21	-	2644000R1		
VX9B	20	GY	TXL	239481R1		SS21	-	2644000R1		
VX9C	20	GY	TXL	239481R1		SS21	-	2644000R1		
VJ13AA	18	PK	TXL	468358C1		SS21	-	2644000R1		
VJ13AB	18	RD	TXL	468358C1		SS21	-	2644000R1		
VJ13R2	10	PK	TXL	468358C1		SS21	-	2644000R1		
VJ95KD	10	TN	TXL	468358C1		SS21	-	2644000R1		
MW54B	14	BN	GXL	382182C1		SS22	-	2644000R1		
MW54C	14	BN	GXL	382182C1		SS22	-	2644000R1		
MW54D	14	BN	GXL	382182C1		SS22	-	2644000R1		
MW54F	14	BN	GXL	382182C1		SS22	-	2644000R1		
NB57B	10	LTGN	GXL	6102309C1		SS22	-	2644000R1		
NB57C	10	LTGN	GXL	6102309C1		SS22	-	2644000R1		
NB57T	10	LTGN	GXL	6102309C1		SS22	-	2644000R1	1661874C1	
VJ13R2	10	PK	TXL	382182C1		SS22	-	2644000R1		
VJ13RA	12	PK	150	382182C1		SS22	-	2644000R1		
PP54B	14	BN	GXL	382182C1		SS23	-	2644000R1		
PP54C	14	BN	GXL	382182C1		SS23	-	2644000R1		
PP54D	14	BN	GXL	382182C1		SS23	-	2644000R1		
PP54H	16	BN	GXL	382182C1		SS23	-	2644000R1		
PP54J	16	BN	GXL	382182C1		SS23	-	2644000R1	1618846C1	1618847C1
NB56B	10	YL	GXL	6102309C1		SS23	-	2644000R1		
NB56C	10	YL	GXL	6102309C1		SS23	-	2644000R1	1675053C1	
NB56T	10	YL	GXL	6102309C1		SS23	-	2644000R1	1667734C1	
MV54B	14	BN	GXL	382181C1		SS24	-	2644000R1		
MV54C	14	BN	GXL	382181C1		SS24	-	2644000R1		
MV54D	14	BN	GXL	382181C1		SS24	-	2644000R1		
NE57E	10	LTGN	GXL	6102309C1		SS24	-	2644000R1		
NE57F	10	LTGN	GXL	6102309C1		SS24	-	2644000R1		
NE57T	10	LTGN	GXL	6102309C1		SS24	-	2644000R1		
KA14A3	16	RD	TXL	239481R1		SS24	-	2644000R1		
KA14A4	16	RD	TXL	239481R1		SS24	-	2644000R1		
KA14A6	10	RD	GXL	239481R1		SS24	-	2644000R1		
KA14A3	16	RD	TXL	382182C1		SS24	-	2644000R1		
KA14A4	16	RD	TXL	382182C1		SS24	-	2644000R1		
KA14A5	16	RD	TXL	382182C1		SS24	-	2644000R1		
KA14A6	10	RD	GXL	382182C1		SS24	-	2644000R1		
RA11-G	12	WH	TXL	505040C1		SS25	-	2644027R1		

Circuit Number	Gauge	Color	Insulation	Terminal / Splice Number	Connector Part number	Connector Number	Cavity	Seal/Sleeve	Lock 1	Lock 2
RA11-GA	14	WH	GXL	505040C1		SS25	-	2644027R1		
RA11-GB	14	WH	GXL	505040C1		SS25	-	2644027R1		
RA11-GC	12	WH	GXL	505040C1		SS25	-	2644027R1		
RA11-GD	12	WH	GXL	505040C1		SS25	-	2644027R1		
RA85-GA	16	WH	GXL	505040C1		SS25	-	2644027R1	2037987C1	
NB10A	8	WH	GXL	1613947C1		SS25	-	2644000R1		
NB10B	8	WH	GXL	1613947C1		SS25	-	2644000R1		
NB10C	8	WH	GXL	1613947C1		SS25	-	2644000R1		
VB95	20	TN	TXL	6102309C1		SS25	-	2644000R1		
VB95A	18	TN	GXL	6102309C1		SS25	-	2644000R1		
VL95AR1	18	TN	TXL	239481R1		SS25	-	2644000R1		
VL95AR2	18	RD	TXL	239481R1		SS25	-	2644000R1		
VL95AR3	18	TN	TXL	239481R1		SS25	-	2644000R1		
RB11-G	12	WH	TXL	468358C1		SS26	-	2644000R1		
RB11-GA	14	WH	GXL	468358C1		SS26	-	2644000R1		
RB11-GB	14	WH	GXL	468358C1		SS26	-	2644000R1	3756423C1	
RB11-GC	12	WH	GXL	468358C1		SS26	-	2644000R1		
RB85-GA	16	WH	GXL	468358C1		SS26	-	2644000R1		
NE10D	8	WH	GXL	1613947C1		SS26	-	2644000R1		
NE10E	8	WH	GXL	1613947C1		SS26	-	2644000R1		
NE10F	8	WH	GXL	1613947C1		SS26	-	2644000R1		
KA14A1	16	RD	TXL	239481R1		SS26	-	2644000R1		
KA14A2	16	RD	TXL	239481R1		SS26	-	2644000R1		
KA14A6	10	RD	GXL	239481R1		SS26	-	2644000R1		
KA14A7	10	RD	GXL	239481R1		SS26	-	2644000R1		
KA14A	10	RD	GXL	468358C1		SS26	-	2644000R1		
KA14A1	16	RD	TXL	468358C1		SS26	-	2644000R1		
KA14A2	16	RD	TXL	468358C1		SS26	-	2644000R1		
KA14A6	10	RD	GXL	468358C1		SS26	-	2644000R1		
NE94E	10	GY	GXL	6102309C1		SS27	-	2644000R1		
NE94F	10	GY	GXL	6102309C1		SS27	-	2644000R1		
NE94T	10	GY	GXL	6102309C1		SS27	-	2644000R1		
KA14AA	18	RD	TXL	382182C1		SS27	-	2644000R1		
KA14C	10	RD	TXL	382182C1		SS27	-	2644000R1		
KA14D	12	RD	TXL	382182C1		SS27	-	2644000R1		
JC5A(+)	18	YL	TXL	239481R1		SS28	-	2644000R1	3573650C1	3573651C1
JC5B(+)	18	YL	TXL	239481R1		SS28	-	2644000R1		
JC5C(+)	18	YL	TXL	239481R1		SS28	-	2644000R1		
JC5A(+)	18	YL	TXL	239481R1		SS28	-	2644000R1		
JC5B(+)	18	YL	TXL	239481R1		SS28	-	2644000R1		
JC5C(+)	18	YL	TXL	239481R1		SS28	-	2644000R1		
KP6A	20	TN	TXL	239481R1		SS28	-	2644000R1		
KP6B	18	TN	TXL	239481R1		SS28	-	2644000R1		
KP6C	18	TN	150	239481R1		SS28	-	2644000R1		
KP6D	18	TN	TXL	239481R1		SS28	-	2644000R1		
KP6A	20	GY	TXL			SS28	-	N/A		
KP6B	18	GY	TXL			SS28	-	N/A		
KP6C	18	GY	TXL			SS28	-	N/A		
KP6D	18	TN	150			SS28	-	N/A		
JD5A(+)	18	YL	TXL	239481R1		SS29	-	2644000R1		
JD5B(+)	18	YL	TXL	239481R1		SS29	-	2644000R1		
JD5C(+)	18	YL	TXL	239481R1		SS29	-	2644000R1		
JC5A(-)	18	GN	TXL	239481R1		SS29	-	2644000R1		
JC5B(-)	18	GN	TXL	239481R1		SS29	-	2644000R1		

Circuit Number	Gauge	Color	Insulation	Terminal / Splice Number	Connector Part number	Connector Number	Cavity	Seal/Sleeve	Lock 1	Lock 2
JC5C(-)	18	GN	TXL		239481R1	SS29	-	2644000R1		
KZ9	18	GY	150			SS29	-	N/A		
KZ9A	20	GY	TXL			SS29	-	N/A		
KZ9B	18	GY	TXL			SS29	-	N/A		
NB57B	10	LTGN	GXL	6102309C1		SS3	-	2644000R1	1661874C1	
NB57C	10	LTGN	GXL	6102309C1		SS3	-	2644000R1	1671608C1	
NB57T	10	LTGN	GXL	6102309C1		SS3	-	2644000R1		
KW5(+)	20	YL	193		239481R1	SS3	-	2644000R1		
KW5A(+)	18	YL	TXL		239481R1	SS3	-	2644000R1		
KW5B(+)	18	YL	TXL		239481R1	SS3	-	2644000R1		
KW5(+)	20	YL	193			SS3	-	N/A		
KW5A(+)	18	YL	TXL			SS3	-	N/A		
KW5B(+)	18	YL	TXL			SS3	-	N/A		
VE11-G	8	WH	GXL	382182C1		SS3	-	2644001R1		
VE11-GA	10	WH	TXL	382182C1		SS3	-	2644001R1		
JC5A(-)	18	GN	TXL		239481R1	SS30	-	2644000R1		
JC5B(-)	18	GN	TXL		239481R1	SS30	-	2644000R1	3539784C1	
JC5C(-)	18	GN	TXL		239481R1	SS30	-	2644000R1		
JD5A(+)	18	YL	TXL		239481R1	SS30	-	2644000R1		
JD5B(+)	18	YL	TXL		239481R1	SS30	-	2644000R1		
JD5C(+)	18	YL	TXL		239481R1	SS30	-	2644000R1		
VG6A	20	TN	TXL		239481R1	SS30	-	2644000R1		
VG6B	18	TN	TXL		239481R1	SS30	-	2644000R1		
VG6C	18	TN	150		239481R1	SS30	-	2644000R1		
VG6A	20	PL	TXL			SS30	-	N/A		
VG6B	18	PL	TXL			SS30	-	N/A		
VG6D	18	TN	150			SS30	-	N/A		
JD5A(-)	18	GN	TXL		239481R1	SS31	-	2644000R1		
JD5B(-)	18	GN	TXL		239481R1	SS31	-	2644000R1		
JD5C(-)	18	GN	TXL		239481R1	SS31	-	2644000R1		
JD5A(-)	18	GN	TXL		239481R1	SS31	-	2644000R1		
JD5B(-)	18	GN	TXL		239481R1	SS31	-	2644000R1		
JD5C(-)	18	GN	TXL		239481R1	SS31	-	2644000R1		
KA18R	18	PK	TXL		239481R1	SS31	-	2644000R1		
KA18S	18	PK	TXL		239481R1	SS31	-	2644000R1		
KA18T	18	PK	TXL		239481R1	SS31	-	2644000R1		
KA18R	18	PK	TXL		239481R1	SS31	-	2644000R1		
KA18S	18	PK	TXL		239481R1	SS31	-	2644000R1		
KA18T	18	PK	TXL		239481R1	SS31	-	2644000R1		
AD59A-G	16	WH	GXL		239481R1	SS32	-	2644000R1		
AD59B-G	14	WH	GXL		239481R1	SS32	-	2644000R1		
KA13A	14	PK	GXL		239481R1	SS32	-	2644000R1	3601925C1	
KA13B	18	PK	TXL		239481R1	SS32	-	2644000R1	3683466C1	3573833C1
KA13A	14	PK	GXL		239481R1	SS32	-	2644000R1		
KA13B	18	PK	TXL		239481R1	SS32	-	2644000R1		
KT9	18	GY	150			SS33	-	N/A		
KT9A	20	GY	TXL			SS33	-	N/A		
KX90A	10	RD	GXL	6102309C1		SS34	-	2644000R1		
KX90B	10	RD	TXL	6102309C1		SS34	-	2644000R1		
AB6A	20	GY	TXL			SS34	-	N/A		
AB6B	18	GY	TXL			SS34	-	N/A		
AB6C	18	GY	TXL			SS34	-	N/A		
AB6D	18	TN	150			SS34	-	N/A		
AB6G	18	GY	TXL			SS34	-	N/A		

Circuit Number	Gauge	Color	Insulation	Terminal / Splice Number	Connector Part number	Connector Number	Cavity	Seal/Sleeve	Lock 1	Lock 2
PG92#123	18	LTGN	TXL	239481R1		SS35	-	2644000R1		
PG92A123	18	LTGN	TXL	239481R1		SS35	-	2644000R1		
PG92B123	18	LTGN	TXL	239481R1		SS35	-	2644000R1		
KX5B(-)	18	GN	TXL	239481R1		SS35	-	2644000R1		
KX5TA(-)	18	GN	TXL	239481R1		SS35	-	2644000R1		
KX5V(-)	18	GN	TXL	239481R1		SS35	-	2644000R1		
PG92#145	18	OR	TXL	239481R1		SS36	-	2644000R1		
PG92A145	18	OR	TXL	239481R1		SS36	-	2644000R1		
PG92B145	18	OR	TXL	239481R1		SS36	-	2644000R1		
KX5R(-)	18	GN	TXL			SS36	-	2644000R1		
KX5S(-)	20	GN	193			SS36	-	2644000R1		
KX5TA(-)	18	GN	TXL			SS36	-	2644000R1		
KX5B(+)	18	YL	TXL	239481R1		SS37	-	2644000R1		
KX5TA(+)	18	YL	TXL	239481R1		SS37	-	2644000R1		
KX5V(+)	18	YL	TXL	239481R1		SS37	-	2644000R1		
AF6A	20	GY	TXL			SS38	-	N/A		
AF6B	18	GY	TXL			SS38	-	N/A		
AF6D	18	TN	150			SS38	-	N/A		
AF6G	18	GY	TXL			SS38	-	N/A		
KX5R(+)	18	YL	TXL			SS39	-	2644000R1		
KX5S(+)	20	YL	193			SS39	-	2644000R1		
KX5TA(+)	18	YL	TXL			SS39	-	2644000R1		
NB54B	10	BN	GXL	6102309C1		SS4	-	2644000R1		
NB54C	10	BN	GXL	6102309C1		SS4	-	2644000R1		
NB54T	10	BN	GXL	6102309C1		SS4	-	2644000R1		
KA13C	16	PK	TXL	239481R1		SS4	-	2644000R1		
KA13D	14	PK	GXL	239481R1		SS4	-	2644000R1		
KA41	18	TN	TXL			SS4	-	N/A		
KA41A	20	TN	TXL			SS4	-	N/A		
KH10-G	10	WH	TXL	505040C1		SS40	-	2644027R1		
KH10-GA	8	WH	GXL	505040C1		SS40	-	2644027R1		
KH10-GE	14	WH	TXL	505040C1		SS40	-	2644027R1		
KH11-G1	16	WH	TXL	505040C1		SS40	-	2644027R1		
KV13	16	PK	TXL	382181C1		SS41	-	2644000R1		
KV13C	14	PK	GXL	382181C1		SS41	-	2644000R1		
WA2	2	RD	SGX			SS42	-	N/A		
WA2-FLA	10	RS	FUS			SS42	-	N/A		
WA2-FLB	10	RS	FUS			SS42	-	N/A		
WX2	2	RD	SGX			SS42	-	N/A		
WX2-FLA	10	RS	FUS			SS42	-	N/A		
WX2-FLB	10	RS	FUS			SS42	-	N/A		
WK2	2	RD	SGX	1613947C1		SS43	-	2644000R1		
WK2-FLA	10	RS	FUS	1613947C1		SS43	-	2644000R1		
WK2-FLB	10	RS	FUS	1613947C1		SS43	-	2644000R1		
AC23-G	20	TN	TXL			SS44	-	N/A		
AC23-G1	20	TN	TXL			SS44	-	N/A		
AC95AB	20	TN	TXL			SS44	-	N/A		
KH14S	10	RD	GXL	468358C1		SS46	-	2644000R1		
KH14SA	10	RD	TXL	468358C1		SS46	-	2644000R1		
KA10-G	10	WH	GXL	239481R1		SS49	-	2644000R1		
KA10-GA	16	WH	TXL	239481R1		SS49	-	2644000R1	1689501C1	
KA10-GB	16	WH	TXL	239481R1		SS49	-	2644000R1	2039342C1	
KA10-GF	10	WH	GXL	239481R1		SS49	-	2644000R1		
KA10-G	10	WH	GXL	468358C1		SS49	-	2644000R1		

Circuit Number	Gauge	Color	Insulation	Terminal / Splice Number	Connector Part number	Connector Number	Cavity	Seal/Sleeve	Lock 1	Lock 2
KA10-GA	16	WH	TXL	468358C1		SS49	-	2644000R1		
KA10-GB	16	WH	TXL	468358C1		SS49	-	2644000R1		
KA10-GF	10	WH	GXL	468358C1		SS49	-	2644000R1		
NB10A	8	WH	GXL	1613947C1		SS5	-	2644000R1		
NB10B	8	WH	GXL	1613947C1		SS5	-	2644000R1		
NB10C	8	WH	GXL	1613947C1		SS5	-	2644000R1		
KW5(-)	20	GN	193	239481R1		SS5	-	2644000R1		
KW5A(-)	18	GN	TXL	239481R1		SS5	-	2644000R1		
KW5B(-)	18	GN	TXL	239481R1		SS5	-	2644000R1		
KW5(-)	20	GN	193			SS5	-	N/A		
KW5A(-)	18	GN	TXL			SS5	-	N/A		
KW5B(-)	18	GN	TXL			SS5	-	N/A		
KA10-GC	16	WH	TXL	382181C1		SS52	-	2644000R1		
KA10-GD	16	WH	TXL	382181C1		SS52	-	2644000R1	3525873C1	
KA10-GE	16	WH	TXL	382181C1		SS52	-	2644000R1		
KA10-GF	10	WH	GXL	382181C1		SS52	-	2644000R1	3540454C1	3551897C1
SR92#103	18	YL	TXL	239481R1		SS52	-	2644000R1		
SR92B103	18	YL	TXL	239481R1		SS52	-	2644000R1		
SR92C103	18	YL	TXL	239481R1		SS52	-	2644000R1		
SR92D103	18	YL	TXL	239481R1		SS52	-	2644000R1		
LA10-GG	10	WH	GXL	239481R1		SS53	-	2644000R1		
LA92#109	18	WH	TXL	239481R1		SS53	-	2644000R1		
LA92#169	18	WH	TXL	239481R1		SS53	-	2644000R1		
LB10-GG	10	WH	GXL	239481R1		SS54	-	2644000R1		
LB92#109	18	WH	TXL	239481R1		SS54	-	2644000R1		
LB92#169	18	WH	TXL	239481R1		SS54	-	2644000R1		
LC10-GG	10	WH	GXL	239481R1		SS55	-	2644000R1		
LC92#109	18	WH	TXL	239481R1		SS55	-	2644000R1		
LC92#169	18	WH	TXL	239481R1		SS55	-	2644000R1		
LD10-GG	10	WH	GXL	239481R1		SS56	-	2644000R1		
LD92#109	18	WH	TXL	239481R1		SS56	-	2644000R1		
LD92#169	18	WH	TXL	239481R1		SS56	-	2644000R1		
KJ10A	10	BK	GXL	239481R1		SS57	-	2644000R1		
KJ10B	18	BK	TXL	239481R1		SS57	-	2644000R1		
KJ10C	18	BK	TXL	239481R1		SS57	-	2644000R1		
WL2	0	RD	SGX			SS57	-	N/A		
WL2-FLA	10	RS	FUS			SS57	-	N/A		
WL2-FLB	10	RS	FUS			SS57	-	N/A		
WL2-FLC	10	RS	FUS			SS57	-	N/A		
WL2-FLD	10	RS	FUS			SS57	-	N/A		
KG10A	10	BK	GXL	239481R1		SS58	-	2644000R1		
KG10B	18	BK	TXL	239481R1		SS58	-	2644000R1		
KG10C	18	BK	TXL	239481R1		SS58	-	2644000R1		
WF2	1	RD	SGX			SS58	-	N/A		
WF2-FLA	8	LTBL	FUS			SS58	-	N/A		
WF2-FLB	8	LTBL	FUS			SS58	-	N/A		
LE10-GG	10	WH	GXL	239481R1		SS59	-	2644000R1		
LE92#109	18	WH	TXL	239481R1		SS59	-	2644000R1		
LE92#169	18	WH	TXL	239481R1		SS59	-	2644000R1		
PN92#103	18	YL	TXL	239481R1		SS59	-	2644000R1		
PN92B103	18	YL	TXL	239481R1		SS59	-	2644000R1		
PN92C103	18	YL	TXL	239481R1		SS59	-	2644000R1		
NB56B	10	YL	GXL	6102309C1		SS6	-	2644000R1		
NB56C	10	YL	GXL	6102309C1		SS6	-	2644000R1		

Circuit Number	Gauge	Color	Insulation	Terminal / Splice Number	Connector Part number	Connector Number	Cavity	Seal/Sleeve	Lock 1	Lock 2
NB56T	10	YL	GXL	6102309C1		SS6	-	2644000R1	1661376C1	
AB41	18	TN	TXL	6102309C1		SS6	-	2644000R1		
AB41A	20	TN	TXL	6102309C1		SS6	-	2644000R1		
LF10-GG	10	WH	GXL	239481R1		SS60	-	2644000R1		
LF92#109	18	WH	TXL	239481R1		SS60	-	2644000R1		
LF92#169	18	WH	TXL	239481R1		SS60	-	2644000R1		
SN92#103	18	YL	TXL	239481R1		SS60	-	2644000R1		
SN92B103	18	YL	TXL	239481R1		SS60	-	2644000R1		
SN92C103	18	YL	TXL	239481R1		SS60	-	2644000R1		
PM14A	12	RD	TXL	382181C1		SS61	-	2644000R1		
PM92#110	18	RD	TXL	382181C1		SS61	-	2644000R1		
PM92#170	18	RD	TXL	382181C1		SS61	-	2644000R1		
PM14A	12	RD	TXL	382181C1		SS61	-	2644000R1		
PM92#110	18	RD	TXL	382181C1		SS61	-	2644000R1		
PM92#170	18	RD	TXL	382181C1		SS61	-	2644000R1		
RM92A117	18	LTBL	TXL	239481R1		SS62	-	2644000R1		
RM92A142	18	WH	TXL	239481R1		SS62	-	2644000R1		
RM92DL	18	LTBL	TXL	239481R1		SS62	-	2644000R1		
RM92A117	18	LTBL	TXL	239481R1		SS62	-	2644000R1		
RM92A142	18	WH	TXL	239481R1		SS62	-	2644000R1		
RM92DL	18	LTBL	TXL	239481R1		SS62	-	2644000R1		
PN92#103	18	YL	TXL	239481R1		SS63	-	2644000R1		
PN92B103	18	YL	TXL	239481R1		SS63	-	2644000R1		
PN92C103	18	YL	TXL	239481R1		SS63	-	2644000R1		
PR92#103	18	YL	TXL	239481R1		SS63	-	2644000R1		
PR92B103	18	YL	TXL	239481R1		SS63	-	2644000R1		
PR92C103	18	YL	TXL	239481R1		SS63	-	2644000R1		
PR92D103	18	YL	TXL	239481R1		SS63	-	2644000R1		
TM92A117	18	LTBL	TXL	239481R1		SS64	-	2644000R1		
TM92A142	18	WH	TXL	239481R1		SS64	-	2644000R1		
TM92DL	18	LTBL	TXL	239481R1		SS64	-	2644000R1		
TM92A117	18	LTBL	TXL	239481R1		SS64	-	2644000R1		
TM92A142	18	WH	TXL	239481R1		SS64	-	2644000R1		
TM92DL	18	LTBL	TXL	239481R1		SS64	-	2644000R1		
SN92#103	18	YL	TXL	239481R1		SS65	-	2644000R1		
SN92B103	18	YL	TXL	239481R1		SS65	-	2644000R1		
SN92C103	18	YL	TXL	239481R1		SS65	-	2644000R1		
SM14A	12	RD	TXL	382181C1		SS66	-	2644000R1		
SM92#110	18	RD	TXL	382181C1		SS66	-	2644000R1		
SM92#170	18	RD	TXL	382181C1		SS66	-	2644000R1		
SM14A	12	RD	TXL	382181C1		SS66	-	2644000R1		
SM92#110	18	RD	TXL	382181C1		SS66	-	2644000R1		
SM92#170	18	RD	TXL	382181C1		SS66	-	2644000R1		
NE94E	10	GY	GXL	6102309C1		SS7	-	2644000R1		
NE94F	10	GY	GXL	6102309C1		SS7	-	2644000R1		
NE94T	10	GY	GXL	6102309C1		SS7	-	2644000R1		
KC9A	20	GY	TXL	6102309C1		SS7	-	2644000R1		
KC9B	20	GY	TXL	6102309C1		SS7	-	2644000R1		
KC9C	20	GY	TXL	6102309C1		SS7	-	2644000R1		
AH6A	20	GY	TXL			SS7	-	N/A		
AH6B	18	GY	TXL			SS7	-	N/A		
AH6C	18	GY	TXL			SS7	-	N/A		
AH6D	18	TN	150			SS7	-	N/A		
AD41	18	TN	TXL	6102309C1		SS71	-	2644000R1		

Circuit Number	Gauge	Color	Insulation	Terminal / Splice Number	Connector Part number	Connector Number	Cavity	Seal/Sleeve	Lock 1	Lock 2
AD41A	20	TN	TXL	6102309C1		SS71	-	2644000R1		
KT34	20	TN	TXL			SS71	-	N/A		
KT34A	18	TN	TXL			SS71	-	N/A		
SR92#175	18	OR	TXL	6102309C1		SS73	-	2644000R1		
SR92A175	18	OR	GXL	6102309C1		SS73	-	2644000R1		
NC5E(-)	18	GN	TXL	239481R1		SS74	-	2644000R1		
NC5F(-)	18	GN	TXL	239481R1		SS74	-	2644000R1		
NC5G(-)	18	GN	TXL	239481R1		SS74	-	2644000R1		
SR92A112	18	PK	TXL	239481R1		SS74	-	2644000R1		
SR92B112	18	PK	TXL	239481R1		SS74	-	2644000R1		
SR92C112	18	PK	150	239481R1		SS74	-	2644000R1		
NC5E(+)	18	YL	TXL	239481R1		SS75	-	2644000R1		
NC5F(+)	18	YL	TXL	239481R1		SS75	-	2644000R1		
NC5G(+)	18	YL	TXL	239481R1		SS75	-	2644000R1		
SR92A131	18	PK	TXL	239481R1		SS75	-	2644000R1		
SR92B131	18	YL	150	239481R1		SS75	-	2644000R1		
SR92C131	18	YL	TXL	239481R1		SS75	-	2644000R1		
SR92D131	18	YL	TXL	239481R1		SS75	-	2644000R1		
NC5G(+)	18	YL	TXL	239481R1		SS76	-	2644000R1		
NC5H(+)	20	YL	193	239481R1		SS76	-	2644000R1		
NC5J(+)	18	YL	TXL	239481R1		SS76	-	2644000R1		
SR92A158	18	LTGN	TXL	239481R1		SS76	-	2644000R1		
SR92B158	18	LTGN	150	239481R1		SS76	-	2644000R1		
SR92C158	18	LTGN	GXL	239481R1		SS76	-	2644000R1		
SR92D158	18	LTGN	TXL	239481R1		SS76	-	2644000R1		
NC5G(-)	18	GN	TXL	239481R1		SS77	-	2644000R1		
NC5H(-)	20	GN	193	239481R1		SS77	-	2644000R1		
NC5J(-)	18	GN	TXL	239481R1		SS77	-	2644000R1		
NE70E	10	RD	GXL	6102309C1		SS8	-	2644000R1		
NE70F	10	RD	GXL	6102309C1		SS8	-	2644000R1		
NE70T	10	RD	GXL	6102309C1		SS8	-	2644000R1		
KA95H7	16	PK	TXL	239481R1		SS8	-	2644000R1		
KA95H8	16	PK	TXL	239481R1		SS8	-	2644000R1		
KA95H9	18	PK	TXL	239481R1		SS8	-	2644000R1		
KA95H1	18	PK	TXL			SS8	-	N/A		
KA95H2	18	PK	TXL			SS8	-	N/A		
KA95H3	18	PK	TXL			SS8	-	N/A		
KA95H4	18	PK	TXL			SS8	-	N/A		
KA95H5	18	PK	TXL			SS8	-	N/A		
KA95H6	18	PK	TXL			SS8	-	N/A		
KA95H7	18	PK	TXL			SS8	-	N/A		
BD2	2	RD	SGX	1613947C1		SS80	-	2644000R1		
BD2-FLA	10	RS	FUS	1613947C1		SS80	-	2644000R1		
BD2-FLB	10	RS	FUS	1613947C1		SS80	-	2644000R1		
PC5C(-)	18	GN	TXL			SS81	-	N/A		
PC5D(-)	20	GN	193			SS81	-	N/A		
PC5E(-)	18	GN	TXL			SS81	-	N/A		
PC5C(+)	18	YL	TXL			SS82	-	N/A		
PC5D(+)	20	YL	193			SS82	-	N/A		
PC5E(+)	18	YL	TXL			SS82	-	N/A		
PC5#127	18	GN	TXL	239481R1		SS83	-	2644000R1		
PC5A(-)	18	GN	TXL	239481R1		SS83	-	2644000R1		
PC5C(-)	18	GN	TXL	239481R1		SS83	-	2644000R1		
PC5#106	18	YL	TXL	239481R1		SS84	-	2644000R1		

Circuit Number	Gauge	Color	Insulation	Terminal / Splice Number	Connector Part number	Connector Number	Cavity	Seal/Sleeve	Lock 1	Lock 2
PC5A(+)	18	YL	TXL	239481R1		SS84	-	2644000R1		
PC5C(+)	18	YL	TXL	239481R1		SS84	-	2644000R1		
PB5#127	18	GN	TXL	239481R1		SS85	-	2644000R1		
PB5C(-)	18	GN	TXL	239481R1		SS85	-	2644000R1		
PB5D(-)	18	GN	TXL	239481R1		SS85	-	2644000R1		
SB5A(-)	18	GN	TXL			SS85	-	N/A		
SB5B(-)	20	GN	193			SS85	-	N/A		
SB5E(-)	18	GN	TXL			SS85	-	N/A		
PB5#106	18	YL	TXL	239481R1		SS86	-	2644000R1		
PB5C(+)	18	YL	TXL	239481R1		SS86	-	2644000R1		
PB5D(+)	18	YL	TXL	239481R1		SS86	-	2644000R1		
PR92#175	18	OR	TXL	6102309C1		SS86	-	2644000R1		
PR92A175	18	OR	GXL	6102309C1		SS86	-	2644000R1		
PB5A(-)	18	GN	TXL	239481R1		SS87	-	2644000R1		
PB5B(-)	20	GN	193	239481R1		SS87	-	2644000R1		
PB5C(-)	18	GN	TXL	239481R1		SS87	-	2644000R1		
PR92A112	18	PK	TXL	239481R1		SS87	-	2644000R1		
PR92B112	18	PK	TXL	239481R1		SS87	-	2644000R1		
PR92C112	18	PK	150	239481R1		SS87	-	2644000R1		
PB5A(+)	18	YL	TXL	239481R1		SS88	-	2644000R1		
PB5B(+)	20	YL	193	239481R1		SS88	-	2644000R1		
PB5C(+)	18	YL	TXL	239481R1		SS88	-	2644000R1		
PR92A131	18	YL	TXL	239481R1		SS88	-	2644000R1		
PR92B131	18	YL	150	239481R1		SS88	-	2644000R1		
PR92C131	18	YL	TXL	239481R1		SS88	-	2644000R1		
PR92D131	18	YL	TXL	239481R1		SS88	-	2644000R1		
PC5#127	18	GN	TXL	239481R1		SS89	-	2644000R1		
PC5C(-)	18	GN	TXL	239481R1		SS89	-	2644000R1		
PC5D(-)	18	GN	TXL	239481R1		SS89	-	2644000R1		
PR92A158	18	LTGN	TXL	239481R1		SS89	-	2644000R1		
PR92B158	18	LTGN	150	239481R1		SS89	-	2644000R1		
PR92C158	18	LTGN	GXL	239481R1		SS89	-	2644000R1		
PR92D158	18	LTGN	TXL	239481R1		SS89	-	2644000R1		
NE68E	10	BN	GXL	6102309C1		SS9	-	2644000R1		
NE68F	10	BN	GXL	6102309C1		SS9	-	2644000R1		
NE68T	10	BN	GXL	6102309C1		SS9	-	2644000R1		
VC2	1	RD	SGX	1613947C1		SS9	-	2644000R1		
VC2-FLA	6	TN	FUS	1613947C1		SS9	-	2644000R1		
KA95GBA	18	BK	TXL	239481R1		SS9	-	2644000R1		
KA95GBB	18	BK	TXL	239481R1		SS9	-	2644000R1		
KA95GBC	16	TN	TXL	239481R1		SS9	-	2644000R1		
PC5#106	18	YL	TXL	239481R1		SS90	-	2644000R1		
PC5C(+)	18	YL	TXL	239481R1		SS90	-	2644000R1		
PC5D(+)	18	YL	TXL	239481R1		SS90	-	2644000R1		
SB5A(+)	18	YL	TXL			SS90	-	N/A		
SB5B(+)	20	YL	193			SS90	-	N/A		
SB5E(+)	18	YL	TXL			SS90	-	N/A		
PC5A(+)	18	YL	TXL	239481R1		SS91	-	2644000R1		
PC5B(+)	20	YL	193	239481R1		SS91	-	2644000R1		
PC5C(+)	18	YL	TXL	239481R1		SS91	-	2644000R1		
SB5#127	18	GN	TXL	239481R1		SS91	-	2644000R1		
SB5C(-)	18	GN	TXL	239481R1		SS91	-	2644000R1		
SB5E(-)	18	GN	TXL	239481R1		SS91	-	2644000R1		
PC5A(-)	18	GN	TXL	239481R1		SS92	-	2644000R1		

Circuit Number	Gauge	Color	Insulation	Terminal / Splice Number	Connector Part number	Connector Number	Cavity	Seal/Sleeve	Lock 1	Lock 2
PC5B(-)	20	GN	193	239481R1		SS92	-	2644000R1		
PC5C(-)	18	GN	TXL	239481R1		SS92	-	2644000R1		
SB5#106	18	YL	TXL	239481R1		SS92	-	2644000R1		
SB5C(+)	18	YL	TXL	239481R1		SS92	-	2644000R1		
SB5E(+)	18	YL	TXL	239481R1		SS92	-	2644000R1		
SB5A(-)	18	GN	TXL	239481R1		SS93	-	2644000R1		
SB5B(-)	20	GN	193	239481R1		SS93	-	2644000R1		
SB5C(-)	18	GN	TXL	239481R1		SS93	-	2644000R1		
YA41-GE	10	WH	TXL	1613947C1		SS93	-	2644000R1		
YA41-GF	10	WH	TXL	1613947C1		SS93	-	2644000R1		
YA41-GH	4	WH	SGX	1613947C1		SS93	-	2644000R1		
SB5A(+)	18	YL	TXL	239481R1		SS94	-	2644000R1		
SB5B(+)	20	YL	193	239481R1		SS94	-	2644000R1		
SB5C(+)	18	YL	TXL	239481R1		SS94	-	2644000R1		
SB5#127	18	GN	TXL	239481R1		SS95	-	2644000R1		
SB5C(-)	18	GN	TXL	239481R1		SS95	-	2644000R1		
SB5D(-)	18	GN	TXL	239481R1		SS95	-	2644000R1		
SB5#106	18	YL	TXL	239481R1		SS96	-	2644000R1		
SB5C(+)	18	YL	TXL	239481R1		SS96	-	2644000R1		
SB5D(+)	18	YL	TXL	239481R1		SS96	-	2644000R1		
VX6A	20	GY	TXL			SS96	-	2644000R1		
VX6B	18	GY	TXL			SS96	-	2644000R1		
VX6C	18	GY	TXL			SS96	-	2644000R1		
VX6D	18	TN	150			SS96	-	2644000R1		
VE2	1	RD	SGX	1613947C1		SS97	-	2644000R1		
VE2-FLA	6	TN	FUS	1613947C1		SS97	-	2644000R1		
[RW94WX]	18	-	GXL	V-TERM	PAS2(1	2)	4951	1		
[RW94WZ]	18	-	GXL	V-TERM	PAS2(1	2)	4951	2		
[RE94P]	18	-	GXL	V-TERM	PAS2(1	2)	9505	1		
[RE94R]	18	-	GXL	V-TERM	PAS2(1	2)	9505	2		
[RV94WL]	18	-	GXL	V-TERM	PAS2(1	2)	9516	1		
[RV94WM]	18	-	GXL	V-TERM	PAS2(1	2)	9516	2		
[RV94WS]	18	-	GXL	V-TERM	PAS2(1	2)	9517	1		
[RV94WT]	18	-	GXL	V-TERM	PAS2(1	2)	9517	2		
[RV94G7]	18	-	GXL	V-TERM	PAS3(1	2)	9518	2		
[RV94WN]	18	-	GXL	V-TERM	PAS3(1	2)	9518	1		
[RV94WR]	18	-	GXL	V-TERM	PAS3(1	2)	9518	3		
[RV94G6]	18	-	GXL	V-TERM	PAS3(1	2)	9519	2		
[RV94WU]	18	-	GXL	V-TERM	PAS3(1	2)	9519	1		
[RV94WW]	18	-	GXL	V-TERM	PAS3(1	2)	9519	3		
[UH94A]	18	-	GXL	V-TERM	PAS3(1	2)	9544	3		
[UH94B]	18	-	GXL	V-TERM	PAS3(1	2)	9544	1		
[UH94G6]	18	-	GXL	V-TERM	PAS3(1	2)	9544	2		
[UH94E]	18	-	GXL	V-TERM	PAS2(1	2)	9545	1		
[UH94F]	18	-	GXL	V-TERM	PAS2(1	2)	9545	2		
[UH94C]	18	-	GXL	V-TERM	PAS3(1	2)	9546	3		
[UH94D]	18	-	GXL	V-TERM	PAS3(1	2)	9546	1		
[UH94G7]	18	-	GXL	V-TERM	PAS3(1	2)	9546	2		
[UH94H]	18	-	GXL	V-TERM	PAS2(1	2)	9547	2		
[UH94N]	18	-	GXL	V-TERM	PAS2(1	2)	9547	1		
[UH94J]	18	-	GXL	V-TERM	PAS2(1	2)	9552	1		
[UH94K]	18	-	GXL	V-TERM	PAS2(1	2)	9552	2		
[UH94G8]	18	-	GXL	V-TERM	PAS3(1	2)	9553	2		
[UH94L]	18	-	GXL	V-TERM	PAS3(1	2)	9553	1		

Circuit Number	Gauge	Color	Insulation	Terminal / Splice Number	Connector Part number	Connector Number	Cavity	Seal/Sleeve	Lock 1	Lock 2
[UH94M]	18	-	GXL	V-TERM	PAS3(1	2)	9553	3		
[UH94T]	18	-	GXL	V-TERM	PAS2(1	2)	9554	1		
[UH94U]	18	-	GXL	V-TERM	PAS2(1	2)	9554	2		
[UH94G9]	18	-	GXL	V-TERM	PAS3(1	2)	9555	2		
[UH94P]	18	-	GXL	V-TERM	PAS3(1	2)	9555	1		
[UH94S]	18	-	GXL	V-TERM	PAS3(1	2)	9555	3		
[UM94A]	18	-	GXL	V-TERM	PAS3(1	2)	9564	3		
[UM94B]	18	-	GXL	V-TERM	PAS3(1	2)	9564	1		
[UM94G6]	18	-	GXL	V-TERM	PAS3(1	2)	9564	2		
[UM94E]	18	-	GXL	V-TERM	PAS2(1	2)	9565	1		
[UM94F]	18	-	GXL	V-TERM	PAS2(1	2)	9565	2		
[UM94G8]	18	-	GXL	V-TERM	PAS3(1	2)	9566	2		
[UM94L]	18	-	GXL	V-TERM	PAS3(1	2)	9566	1		
[UM94M]	18	-	GXL	V-TERM	PAS3(1	2)	9566	3		
[UM94J]	18	-	GXL	V-TERM	PAS2(1	2)	9567	1		
[UM94K]	18	-	GXL	V-TERM	PAS2(1	2)	9567	2		
[UM94T]	18	-	GXL	V-TERM	PAS2(1	2)	9568	1		
[UM94U]	18	-	GXL	V-TERM	PAS2(1	2)	9568	2		
[UM94G9]	18	-	GXL	V-TERM	PAS3(1	2)	9569	2		
[UM94P]	18	-	GXL	V-TERM	PAS3(1	2)	9569	1		
[UM94S]	18	-	GXL	V-TERM	PAS3(1	2)	9569	3		
[UM94C]	18	-	GXL	V-TERM	PAS3(1	2)	9570	3		
[UM94D]	18	-	GXL	V-TERM	PAS3(1	2)	9570	1		
[UM94G7]	18	-	GXL	V-TERM	PAS3(1	2)	9570	2		
[UM94H]	18	-	GXL	V-TERM	PAS2(1	2)	9571	2		
[UM94N]	18	-	GXL	V-TERM	PAS2(1	2)	9571	1		
[RE94M]	18	-	GXL	V-TERM	PAS2(1	2)	9911	1		
[RE94N]	18	-	GXL	V-TERM	PAS2(1	2)	9911	2		
[SECORE]	NONE	-	NON	V-TERM	PAS2(1	2)	1A	1		
[SESHLD]	NONE	-	NON	V-TERM	PAS2(1	2)	1A	2		
[MLBRN]	22	-	TXL	V-TERM	PAS8(1	2)	20A	2		
[MLGRN]	22	-	TXL	V-TERM	PAS8(1	2)	20A	3		
[MLGRY]	22	-	TXL	V-TERM	PAS8(1	2)	20A	5		
[MLRED]	22	-	TXL	V-TERM	PAS8(1	2)	20A	8		
[MLWHT]	22	-	TXL	V-TERM	PAS8(1	2)	20A	1		
[MLYEL]	22	-	TXL	V-TERM	PAS8(1	2)	20A	4		
[MPBRN]	22	-	TXL	V-TERM	PAS8(1	2)	20A	2		
[MPGRN]	22	-	TXL	V-TERM	PAS8(1	2)	20A	3		
[MPGRY]	22	-	TXL	V-TERM	PAS8(1	2)	20A	5		
[MPRED]	22	-	TXL	V-TERM	PAS8(1	2)	20A	8		
[MPWHT]	22	-	TXL	V-TERM	PAS8(1	2)	20A	1		
[MPYEL]	22	-	TXL	V-TERM	PAS8(1	2)	20A	4		
[MLBRN]	22	-	TXL	V-TERM	PAS8(1	2)	21A	2		
[MLGRN]	22	-	TXL	V-TERM	PAS8(1	2)	21A	3		
[MLGRY]	22	-	TXL	V-TERM	PAS8(1	2)	21A	5		
[MLRED]	22	-	TXL	V-TERM	PAS8(1	2)	21A	8		
[MLWHT]	22	-	TXL	V-TERM	PAS8(1	2)	21A	1		
[MLYEL]	22	-	TXL	V-TERM	PAS8(1	2)	21A	4		
[MPBRN]	22	-	TXL	V-TERM	PAS8(1	2)	21A	2		
[MPGRN]	22	-	TXL	V-TERM	PAS8(1	2)	21A	3		
[MPGRY]	22	-	TXL	V-TERM	PAS8(1	2)	21A	5		
[MPRED]	22	-	TXL	V-TERM	PAS8(1	2)	21A	8		
[MPWHT]	22	-	TXL	V-TERM	PAS8(1	2)	21A	1		
[MPYEL]	22	-	TXL	V-TERM	PAS8(1	2)	21A	4		

Circuit Number	Gauge	Color	Insulation	Terminal / Splice Number	Connector Part number	Connector Number	Cavity	Seal/Sleeve	Lock 1	Lock 2
[SECORE]	NONE	-	NON	V-TERM	PAS2(1	2)	2A	1		
[SESHLD]	NONE	-	NON	V-TERM	PAS2(1	2)	2A	2		
[SFCORE]	NONE	-	NON	V-TERM	PAS2(1	2)	3A	1		
[SFSHLD]	NONE	-	NON	V-TERM	PAS2(1	2)	3A	2		
[SFCORE]	NONE	-	NON	V-TERM	PAS2(1	2)	4A	1		
[SFSHLD]	NONE	-	NON	V-TERM	PAS2(1	2)	4A	2		
[XS90B]	16	-	GXL	V-TERM	PAS2(A	B)	6064	B		
[XS90C]	16	-	GXL	V-TERM	PAS2(A	B)	6064	A		

A	
A01-1126M:3928059C1	812
A01-1127R:1667741C1	814
A01-1500A:3710061C1	815
A01-1926:3544677C1	816
A01-4450M:2039311C91	817
A01-8881:3553404C1	818
A01-8882:3586750C1	819
A01-8995:3613769C1	821
A01-8997:2018590C1	823
A01_01:3598707C1	829
A01_0009:4063156C1	827
A01_0009B:4063156C1	825
A01_16B:3540613C1	861
A01_250M:4064551C1	904
A01_250M:4064551C1	905
A01_250M:4064551C1	906
A01_425:1667741C1	912
A01_1011:3768010C1	830
A01_1012:3768010C1	832
A01_1013:3768010C1	833
A01_1014:3768010C1	835
A01_1052:1661259C1	837
A01_1053:4116776C1	838
A01_1200A:3768152C1	839
A01_1200B:3768153C1	842
A01_1200C:4057474C1	845
A01_1200D:4061870C1	848
A01_1200E:4057658C1	849
A01_1200F:4116508C1	852
A01_1400:3596926C1	853
A01_1401:3596929C1	855
A01_1420:3557922C1	858

A01_1421:3557921C1	859
A01_1700:3595625C1	862
A01_1700:3595625C1	866
A01_1701:3595623C1	873
A01_1701:3595623C1	876
A01_1702:1:3595621C1	877
A01_1702:1:3595625C1	878
A01_1702:3595621C1	879
A01_1702:3595621C1	881
A01_1702:3595621C1	882
A01_1703F:3595624C1	884
A01_1703F:3595624C1	886
A01_1703M:3595625C1	887
A01_1703M:3595625C1	889
A01_1800:3553649C1	890
A01_1800:3553649C1	892
A01_1852:3605446C91	893
A01_1873B:593385C1	894
A01_1873D:593385C1	895
A01_1873E:593385C1	897
A01_1873F:593385C1	899
A01_1873G:593385C1	901
A01_1940:BLUNT_SL_VC	903
A01_3000F:1661201C1	909
A01_3000FA:4064552C1	907
A01_3000FA:4064552C1	908
A01_3100F:1661201C1	910
A01_3200M:1661200C1	911
A01_4500:1661375C2	913
A01_6969:3534572C1	915
A31_1703F:3595624C1	917
A31_1703M:3595625C1	919

B

B01_1800F:3612305C1 921

B01_1800F:3612512C1 922

B01_1800F:3612512C1 924

B01_1802:3608496C1 925

B01_1802:3608496C1 926

B01_1809:3547870C1 927

B01_1809:3547870C1 928

B01_1810:3539212C1 929

B6.7 - 26" Fuel Tank - Secondary Design 588

B6.7 - 26" Fuel Tank Design 587

B6.7 - Adaptive Cruise Control w/o Display (Bendix) Design 371

B6.7 - Aftertreatment PDM Design 148

B6.7 - Air Filter Flow Restriction Monitoring (LED Indicator) Design 33

B6.7 - Ambient Air Temperature Design 625

B6.7 - Ambient Temperature Monitoring Design 626

B6.7 - Antilock Brake System (ABS) - Wabco 4 Channel Implementation Design 349

B6.7 - Antilock Brake System (ABS)-BENDIX 4 Channel Implementation Design 350

B6.7 - Auto Neutral (Allison W/ Multiplex Switch & Confirmation Telltale) Design 34

B6.7 - Auxiliary Power Fuse Design 150

B6.7 - Auxiliary Air Solenoids (1 Normally Closed) Design 262

B6.7 - Auxillary Air Solenoids Normally Open Design 263

B6.7 - Axle Loading (Weight) Rear Design 680

B6.7 - Back-Up Alarm (Automatic) W/ Tailboard Design 179

B6.7 - Back-Up Alarm (Automatic) W/O Tailboard Design 178

B6.7 - Back-Up Alarm (Manual) W/ Tailboard Design 181

B6.7 - Back-Up Alarm (Manual) W/O Tailboard Design 180

B6.7 - Backup Light (Dual Daisy Reverse LT) Allison/ZF Trans 1K/2K Design 401

B6.7 - Backup Light (Dual Daisy Reverse LT) Allison/ZF Trans 3K/4K Design 405

B6.7 - Backup Light (Dual Reverse Light) Allison/ZF Trans 1K/2K Design 403

B6.7 - Backup Light (Dual Reverse Light) Allison/ZF Trans 3K/4K Design 407

B6.7 - Backup Light (Single Reverse Light) Allison 1K/2K Design 415

B6.7 - Backup Light (Single Reverse Light) Allison 3K/4K Design 421

B6.7 - Backup Light Single Reverse Light Allison 1K/2K Design 413

B6.7 - Backup Light Single Reverse Light Allison 3K/4K Design 419

B6.7 - Backup Light(Single Reverse Light) Allison 1K/2K Design 417

B6.7 - Backup Light(Single Reverse Light) Allison 3K/4K Design 423

B6.7 - Backup Lights (Dual Daisy Reverse) Eaton/Manual Trans Design 409

B6.7 - Backup Lights (Dual Reverse Light) Eaton/Manual Trans Design 410

B6.7 - Backup Lights (Reverse Lights) - Dual Lights with Procision Design 411

B6.7 - Backup Lights (Reverse Lights) - Procision Daisy Chain Design 412

B6.7 - Backup Lights (Reverse Lights) - Procision with Tailboard Lights Design 426

B6.7 - Backup Lights (Single Reverse Lights) Eaton/Manual Trans Design 425

B6.7 - Battery International (4) 12V Design 810

B6.7 - Body Builder Lighting - Separate Turn and Stop Lamps (Blunt Cut) Design 272

B6.7 - Body Builder Lighting - Separate Turn and Stop Lamps (Blunt Cut) Option2 Design 273

B6.7 - Bosch LH160_LH200 Alternator Design 767

B6.7 - Brake Pressure (Auxiliary Gauge) Design 631

B6.7 - Brake Pressure (Virtual Gauge) Design 632

B6.7 - Brakes (Hydraulic) Design 354

B6.7 - CAN Layout Design 9

B6.7 - Center Chassis Ground Splice Packs 8802/8805/8807/8809 Design 133

B6.7 - City Horn (W/ 4PIN CLK & P. Brake) Design 217

B6.7 - City Horn (W/ 4PIN CLK) Design 219

B6.7 - City Horn (W/ 10PIN CLK & P. Brake) Design 215

B6.7 - City Horn (W/ 10PIN CLK) Design 216

B6.7 - City Horn W/4PIN CLK Design 37

B6.7 - City Horn W/10PIN CLK Design 35

B6.7 - Clutch Monitoring (High and Low Switch to BCM) Design 798

B6.7 - Coolant Level Monitoring (No CLA Module) Design 380

B6.7 - Cooling Fan Control Two-Speed Design 382

B6.7 - Crank Inhibit (W/ Hood Switch) Design	788	B6.7 - Fuel Heater (Vehicle Powered)(Racor) Design	571
B6.7 - Crank Inhibit (with ECM --> BODY CONTROL MODULE ONLY) Design	787	B6.7 - Headlight W/Plowlights, W/LOWW, W/O Interrupt Design	492
B6.7 - Cranking (Starter) GEN4 BODY CONTROL MODULE W/O Thermal Overcrank Design	782	B6.7 - Headlight W/Plowlights, W/O LOWW, W/O Interrupt Design	494
B6.7 - Cranking Request (w/ Key Switch w/ BCM) Design	792	B6.7 - Headlights W 10PIN CLK W/LOWW W/Interrupt Design	480
B6.7 - Current Monitoring (Ammeter) Design	637	B6.7 - Headlights W 10PIN CLK W/LOWW W/O Interrupt Design	482
B6.7 - Delco Remy 28SI Alternator W/Sensor Design	769	B6.7 - Headlights W/O Lights ON with wipers (LOWW) W/ Headlights Interrupt Design	486
B6.7 - Delco Remy 36SI Alternator W/Sensor Design	770	B6.7 - Headlights W/O Lights ON With Wipers (LOWW) W/O Headlights Interrupt Design	484
B6.7 - Directional Signal (Turn) W/ DAISY CHAIN BOX LAMPS Design	451	B6.7 - Headlights W/PlowLights, W/LOWW, W/ Interrupt Design	488
B6.7 - Directional Signal (Turn) W/ Daisy Chain Box Lamps W/Plow Lights Design	452	B6.7 - Headlights W/PlowLights, W/O LOWW, W/ Interrupt Design	490
B6.7 - Directional Signal (Turn) W/ LED BOX LAMPS Design	453	B6.7 - Heating Ventilation & Air Conditioning (HVAC) (Auto Control head W/PT Transducer N/Low Pressure SW) Design	39
B6.7 - Directional Signal (Turn) W/ LED BOX LAMPS W/Plow Lights Design . .	454	B6.7 - Heating Ventilation & Air Conditioning (HVAC) (Manual W/PT Transducer N/Low Pressure SW) Design	42
B6.7 - Directional Signal (Turn) W/ Single Tail Board W/Hazard SW Design . .	455	B6.7 - Heating Ventilation & Air Conditioning (HVAC) Auto Temp Control Design	616
B6.7 - Directional Signal (Turn) W/ Single Tail Board W/Plow Lights Design . .	456	B6.7 - Heating Ventilation & Air Conditioning (HVAC) Manual Design	622
B6.7 - Drain Valve Heater Design	339	B6.7 - I/O Expansion Design	282
B6.7 - Driver Controlled Locking Differential - RR Axle (Dana w/ one sw) Design	684	B6.7 - Lane Departure Warning - (Bendix Fusion N/ Safety Direct) Design	376
B6.7 - Driver Controlled Locking Differential - RR Axle (Dana w/ one sw) Design	685	B6.7 - Leece-Neville - LN 325A Alternator W/Sensor Design	774
B6.7 - Driver Controlled Locking Differential - RR Axle (Meritor w/ one sw) Design	686	B6.7 - Leece-Neville AVI160 Alternator Design	771
B6.7 - Dual Brake Switch Design	322	B6.7 - Leece-Neville AVI160-210A/240A Alternator W/Sensor Design	773
B6.7 - Engine (Control) Cummins Design	25	B6.7 - License Plate Light (Tail Light Single Assy.) W/Less Power Module Design	512
B6.7 - Exterior Lamp Check Design	464	B6.7 - PARK LIGHTS - N/Marker Interrupt Design	519
B6.7 - Fog Lights (Halogen White TOP MTG) Design	466	B6.7 - PARK LIGHTS - W/Marker Interrupt 4 pin clockspring Design	523
B6.7 - Fog Lights (LED White TOP MTG) Design	468	B6.7 - PARK LIGHTS - W/Marker Interrupt 10pin CLCKSPRING Design	521
B6.7 - Forward Chassis Ground Splice Pack 8800 Design	135	B6.7 - Power Lift Gate Design	284
B6.7 - Front Fog Lamps Design	470	B6.7 - Power Train Splice Pack 6704 Design	138
B6.7 - Front Fog Lights W CONNECTOR Design	472	B6.7 - Powertrain ZVR Splice Pack 6747 Design	137
B6.7 - Front Marker Lights N/ PLow Lights Design	474	B6.7 - Range Inhibit (sixth gear inhibit switch) Design	668
B6.7 - Front Marker Lights W/ Plow Lights Design	475	B6.7 - Rear Light (LED BOX LAMP Tail Light) Design	533
B6.7 - Fuel Heater (Vehicle Powered)(Davco) Design	564		

B6.7 - Rear Light (Tail Light) Design	534	B6.7 - Transmission (Allison 3K/4K) Design	743
B6.7 - Rear Light (Tail Light) W Daisy Chain pair of Box Lamps Design	535	B6.7 - Transmission (Fuller Advantage) Design	752
B6.7 - Rear Light Tail Light Design	532	B6.7 - Transmission (Procision) Design	750
B6.7 - Rear Lights Stop (Daisy Chain) Design	443	B6.7 - Transmission I/O (Procision W/ Body Builder) Design	749
B6.7 - Rear Lights Stop - Dual Assembly Design	444	B6.7 - Transmission Power Take Off (Auto Trans Single PTO w/21 Parameters) Design	308
B6.7 - Rear Lights Stop - Single Assembly Design	445	B6.7 - Transmission Power Take Off (Auto Trans with Lectradrive) Design	309
B6.7 - Rear Suspension Pressure Monitoring (Auxiliary Gauge) Design	699	B6.7 - Transmission Power Take Off (Lectrashift PTO with Manual Trans) Design	310
B6.7 - Rear Suspension Pressure Monitoring (Virtual Gauge) Design	701	B6.7 - Transmission Power Take Off (Manual Trans Single PTO w/ 21 Parameters) Design	311
B6.7 - Remote Start/Stop Design	304	B6.7 - Transmission Power Take Off (Single Input configurable pull up or pull down) Design	312
B6.7 - Remote Start/Stop w/ Emergency Pump Design	305	B6.7 - Transmission Power Take Off (Single PTO W/ RPM and Auto Trans) Design	313
B6.7 - RIGHTSIDE AIR DRYER Design	324	B6.7 - Transmission Power Take Off (Single PTO W/ RPM and Manual Trans) Design	314
B6.7 - Selective Catalytic Reduction (SCR) Design	255	B6.7 - Transmission Shifter (Eaton Procision) Design	729
B6.7 - Stability Control (Bendix Straight Truck J1939 Driven Lamp) Design	364	B6.7 - Transmission Shifter (Eaton T-Handle with Park Pawl) Design	734
B6.7 - Starter Interlock (BCM HSD controlled W/ Clutch SW & N/Auto SS) Design	803	B6.7 - Transmission Shifter (Push Button Shifter - Allison 3K/4K) Design	44
B6.7 - Starter Interlock (BCM LSD Controlled w/ Relay & N/ Auto SS) EATON XMSN Design	804	B6.7 - Transmission Shifter (Stalk Shifter Allison) Design	730
B6.7 - Starter Interlock (BCM LSD Controlled w/ Relay) Eaton Procision Design	805	B6.7 - Transmission Shifter (T-Handle for Allison; With Park Position) Design	736
B6.7 - Starter Interlocks (BCM Controlled with Input from Allison 1K/2K TCM) Design	799	B6.7 - Two Speed Axle (AirShift on Shifter) Design	707
B6.7 - Starter Interlocks (BCM Controlled with Input from Allison 3K/4K TCM) Design	801	B6.7 - Two Speed Axle (with BCM; Automactic Transmission and switch on dash) Design	708
B6.7 - Starting Aid (Grid Heater) Design	391	B6.7 - Underhood PDM Design	161
B6.7 - T-Handle for Allison Without Park Position Design	738	B6.7 - Vehicle Acceleration (w/ Two PWR Two GND & Two STS) Design	393
B6.7 - TEM _Electric Trailer Brake Controller Activated Stop Design	722	B6.7 - Vehicle Speedometer System (Manual XMSN) NA Design	660
B6.7 - TEM _Electric Trailer Brake Controller Activated Stop Option2 Design	723	B6.7 - Water In Fuel (WIF) Davco 245 W/ Heater Design	46
B6.7 - Traction Control Bendix Design	368	B6.7 - Water In Fuel (WIF) Davco W/ Heater Design	593
B6.7 - Trailer Interface (Lighting) – BLUNT CUT (Part of Electric Trailer Brakes) Design	725	B6.7 - Water In Fuel (WIF) Racor N/ Heater Design	597
B6.7 - Trailer Interface (Lighting) – BLUNT CUT (Part of Electric Trailer Brakes) Option2 Design	726	B6.7 - Water In Fuel (WIF) Racor W/ Heater Design	602
B6.7 - Transmission (Allison 1K/2K) Design	742	B6.7 - Windshield Washer Pump & Low Fluid Sensor Design	758

INDEX

B6.7 - Windshield Washer Pump Design	756	B6.7/L9 - Auxiliary Gauges (Secondary) Design	628
B6.7 - Windshield Wipers Design	764	B6.7/L9 - Auxiliary Gauges (Primary) Design	629
B6.7 - WORK LIGHT - 1 BULB Design	547	B6.7/L9 - Auxiliary Gauge Design	630
B6.7 - WORK LIGHT With BackUP 1 BULB - Manual Trans Design	543	B6.7/L9 - Auxiliary Power (40A) HSD 1 Design	57
B6.7 - WORK LIGHT With BackUP Alarm - 1 BULB Design	541	B6.7/L9 - Auxiliary Power (40A) HSD Design	177
B6.7 - WORK LIGHT With RKE - 1 BULB Design	545	B6.7/L9 - Banana Plugs Receptacle Design	188
B6.7 - Work Lights LED With Switch Pack - Day Cab Design	539	B6.7/L9 - Battery Disconnect (W/Switch and W/Solenoid) Design	766
B6.7/L9 - ABS CAN Splice Pack - 1410 Design	158	B6.7/L9 - Battery Feed Design	153
B6.7/L9 - Adaptive Cruise Control (Bendix - Fusion W/O DIU & N/ Safety Direct & Reg Speakers) Design	48	B6.7/L9 - Body Builder Aux Power (In Cab, BOC, or EOF) Design	269
B6.7/L9 - Adaptive Cruise Control (Bendix Wingman Advanced N/ DIU) Design	47	B6.7/L9 - Body Builder Prewire (8 Wire Firewall Pass through) Design	58
B6.7/L9 - Adaptive Cruise Control (Fusion 3.0 N/ DIU) Design	143	B6.7/L9 - Body Control Module (BCM) Design	1
B6.7/L9 - Adjustable Engine Speed Control (PTO) 4-pin Design	261	B6.7/L9 - Cab Dome Light W/ Combo in Diamond Trim Design	675
B6.7/L9 - Adjustable Engine Speed Control (PTO) 10-pin Design	259	B6.7/L9 - Cab Dome Light W/Classic Trim Design	674
B6.7/L9 - Air Dryer (Single) Design	49	B6.7/L9 - CB Radio Power Only (Single Antenna) Design	190
B6.7/L9 - Alternate Flashing (Wig Wag) - Park Brake disables High Beams Design	395	B6.7/L9 - CB Radio Power Only Design	189
B6.7/L9 - Alternate Flashing (Wig Wag) - Park Brake disables Wig Wag Design	396	B6.7/L9 - Chassis PDM Design	152
B6.7/L9 - Antilock Brake System (ABS) - Wabco 4 Channel Implementation Design	50	B6.7/L9 - Cigar Lighter Aux APO Design	192
B6.7/L9 - Antilock Brake System (ABS)- BENDIX 4 Channel Implementation Design	51	B6.7/L9 - Cigar Lighter Design	191
B6.7/L9 - Antilock Brake Systems (ABS) (Wabco Hydraulic 4 Channel N/ Stability) Design	144	B6.7/L9 - Cigar Lighter- Design	195
B6.7/L9 - Antilock Brake Systems (ABS) (Wabco Hydraulic 4 Channel W/ Stability) Design	145	B6.7/L9 - Clearance and Identification Lights Design	449
B6.7/L9 - Auto Neutral (Eaton Procision) Design	751	B6.7/L9 - Compressed Air Supply (Aux Air Pressure Gauge) (Hydraulic Split Brake System) Design	59
B6.7/L9 - Auto Park Brake (T-Handle Shifter, Auto Park Brake) Design	56	B6.7/L9 - Compressed Air Supply (Aux Gauge) Design	636
B6.7/L9 - Automatic Lighting (Dual Sensor Twilight/Solar) Design	52	B6.7/L9 - Compressed Air Supply Design	635
B6.7/L9 - Automatic Lighting (Single Sensor, Twilight) Design	54	B6.7/L9 - Coolant Temperature Monitoring Design	639
B6.7/L9 - Automatic Lighting - Dual Sensor Twilight/Solar Design	399	B6.7/L9 - Courtesy Light Crew Cab Design	676
B6.7/L9 - Automatic Lighting Design	397	B6.7/L9 - Courtesy Light Day Cab Design	677
		B6.7/L9 - Crank Inhibit (W/ Hood Switch) Design	61
		B6.7/L9 - Cruise Control (W/ One Telltale 4 Pin) Design	202
		B6.7/L9 - Cruise Control (W/ One Telltale 10 Pin) Design	200
		B6.7/L9 - Daytime Running Lights (Output to Plow Lights) Design	450
		B6.7/L9 - Daytime Running Lights W/CAN Headlamps Design	63

INDEX

B6.7/L9 - Directional Signals (Turn) (HALOGEN) W/ Plow Lights W/O Fender Lights Design	66	B6.7/L9 - Engine Oil Level Monitoring Design	642
B6.7/L9 - Directional Signals (Turn) (HALOGEN) W/O Plow Lights W/O Fender Lights Design	64	B6.7/L9 - Engine Oil Pressure Design	643
B6.7/L9 - Directional Signals (Turn) (LED CAN) W/ Plow Lights W/O Fender Lights Design	70	B6.7/L9 - Engine Oil Temperature NA MUX AUX Gauge Design	645
B6.7/L9 - Directional Signals (Turn) (LED CAN) W/O Plow Lights W/O Fender Lights Design	68	B6.7/L9 - Engine Oil Temperature NA MUX Design	644
B6.7/L9 - DLB - Remote Power Module (3 RPM n/Switch Pack) Design	303	B6.7/L9 - Engine Speed (Tachometer) Design	646
B6.7/L9 - DLB - Remote Power Modules (1 RPM n/ Switch Packs) Design	286	B6.7/L9 - Engine Usage Monitoring (Base) NA Design	640
B6.7/L9 - DLB - Remote Power Modules (1 RPM w/ Switch Packs) Option 1 Design	291	B6.7/L9 - Engine Usage Monitoring (VID Option) Design	641
B6.7/L9 - DLB - Remote Power Modules (1 RPM w/ Switch Packs) Option2 Design	289	B6.7/L9 - Engine Warning MUX Design	665
B6.7/L9 - DLB - Remote Power Modules (2 RPM n/ Switch Pack) Design	294	B6.7/L9 - Exhaust Brake (Cummins) Design	390
B6.7/L9 - DLB - Remote Power Modules (2 RPM w/ Switch Packs) Design	298	B6.7/L9 - Exterior Lamp Reminder Design	463
B6.7/L9 - DLB - Remote Power Modules (3 RPM w/ Swtich Packs) Design	302	B6.7/L9 - Fifth Wheel Slide Design	561
B6.7/L9 - Door Ajar Reminder (Entry/Exit) 2 Door Design	206	B6.7/L9 - Forward Chassis Splice Pack 8801 Design	72
B6.7/L9 - Door Ajar Reminder(Entry /Exit):4 Door Design	207	B6.7/L9 - Front Fog Lamps Design	73
B6.7/L9 - Door Pod Module (2 Door) Design	208	B6.7/L9 - Fuel Heater (Vehicle Powered) (Racor 400 Series) Design	75
B6.7/L9 - Door Pod Module (4 Door) Design	209	B6.7/L9 - Fuel Heater (Vehicle Powered) Davco 245 Design	74
B6.7/L9 - DPF - Regen Switch Only Design	252	B6.7/L9 - GEN IV Cluster (Monitor) Design	27
B6.7/L9 - DPF - With Bistable Inhibit Sw Design	253	B6.7/L9 - Ground Splice Pack 1027 Design	130
B6.7/L9 - DPF - With Monostable Inhibit Sw Design	254	B6.7/L9 - Ground Splice Packs 1022 & 1023 Design	129
B6.7/L9 - Driver and Passenger Seats - RollTek (Hard Wired) Design	711	B6.7/L9 - Hazard Warning Light N/Trlr Socket Design	478
B6.7/L9 - Dual Auxiliary Power with Interlock Design	146	B6.7/L9 - Headlights (Halogen) W/ Plow Lights Design	80
B6.7/L9 - Economy Monitor Design	647	B6.7/L9 - Headlights (Halogen) W/O Plow Lights Design	76
B6.7/L9 - Engine Block Heater Design	384	B6.7/L9 - Headlights (LED CAN) W/ Plow Lights Design	82
B6.7/L9 - Engine Brake Mux Switch Design	388	B6.7/L9 - Headlights (LED CAN) W/O Plow Lights Design	86
B6.7/L9 - Engine Brake W/ Stalk Shifter Design	389	B6.7/L9 - Heated Mirrors (Hood with Door Pods) Design	210
B6.7/L9 - Engine Fuel and Block Heaters (Purchased Assembly) Design	385	B6.7/L9 - Heated Windshield Design	227
B6.7/L9 - Engine Oil and Block Heaters (Purchased Assembly) Design	386	B6.7/L9 - Height Control Design	692
B6.7/L9 - Engine Oil Fuel and Block Heaters Design	387	B6.7/L9 - High Exhaust System Temperature (HEST) Monitoring Design	666
		B6.7/L9 - Hood Switch 1 Design	90
		B6.7/L9 - Hood Switch Design	228
		B6.7/L9 - HVAC Assembly Actuators Design	623
		B6.7/L9 - Instrument Cluster (Premium) Design	28
		B6.7/L9 - Instrument Cluster (Standard) Design	30
		B6.7/L9 - Instrument Cluster - Bulb Check Design	31

B6.7/L9 - Instrument Cluster - Request and Status Design	32	B6.7/L9 - Mirrors (Heated) (MUX Switch, 2 Cab and 2 Hood Mirrors) Design . .	108
B6.7/L9 - Intake Manifold Pressure (IMP) (Cummins 2350A and MX-1 NA) AUX gauge Design	648	B6.7/L9 - Mirrors (Power) Control Switch Actuated Design	213
B6.7/L9 - Intake Manifold Pressure (IMP) (Cummins 2350A NA) Design	649	B6.7/L9 - Multiplexed Switch Pack (Primary Switch) Design	229
B6.7/L9 - Interior Dual Post Ground Stud-Cowl Wall Design	131	B6.7/L9 - Odometer (via BCM/EGC)-Horizon Design	650
B6.7/L9 - Interior PDM Chart Design	154	B6.7/L9 - One USB Design	245
B6.7/L9 - Interior Task Lights (Map) - Dome Combo Design	678	B6.7/L9 - Operator Input Design	794
B6.7/L9 - Jaw Unlock Control Design	562	B6.7/L9 - Over The Air Electrical I/O (OnCommand Link / N2 Module) Design .	238
B6.7/L9 - Jaw Unlock Control W/ SOLENOIDS W/SWITCH PACKS Design . . .	563	B6.7/L9 - Over the Air Programming (OnCommand Link / N2 Module) Design .	239
B6.7/L9 - Key Switch Accessory Design	155	B6.7/L9 - Panel Backlighting (Cabin Dimmer) Design	679
B6.7/L9 - Key Switch Ignition Design	156	B6.7/L9 - Panel Light Dimmer Splice Pack - 1021 Design	159
B6.7/L9 - Lighting Control Module Design	141	B6.7/L9 - Park / Turn Lights Splice Packs 1623/1625/400 Design	160
B6.7/L9 - Marker Lighting (Halogen Headlights) N/Plowlight N/Fender N/Guide Posts Design	94	B6.7/L9 - Park Brake Control (Monitoring) (GEN IV BCM) Design	362
B6.7/L9 - Marker Lighting (Halogen Headlights) N/Plowlights N/Fender W/Guide Posts Design	92	B6.7/L9 - Park Brake Control (Monitoring) (W/Vehicle Speed) Design	363
B6.7/L9 - Marker Lighting (Halogen Headlights) W/Plowlight N/Fender N/Guide Posts Design	96	B6.7/L9 - Park Brake Controls (Monitoring) (Door Switch City Horn Hydraulic with Lever) Design	359
B6.7/L9 - Marker Lighting (LED CAN Headlamp) N/Plow Lts N/Fender Lts N/Guide Posts Design	98	B6.7/L9 - Park Brake Controls (Monitoring) (Door Switch City Horn) Design . .	360
B6.7/L9 - Marker Lighting (LED CAN Headlamp) N/Plow Lts N/Fender Lts W/Guide Posts Design	100	B6.7/L9 - Park Brake Controls (Monitoring) (Hydraulic with Lever) Design . . .	361
B6.7/L9 - Marker Lighting (LED CAN Headlamp) W/Plow Lts N/Fender Lts N/Guide Posts Design	102	B6.7/L9 - Park Brake Controls (Monitoring) W (Door Switch City Horn Hydraulic with Lever) Design	356
B6.7/L9 - Maxwell 12V Ultracapacitor Engine Start Module (ESM) Design	781	B6.7/L9 - Park Brake Controls (Monitoring) W (Door Switch City Horn) Design .	357
B6.7/L9 - Mirror Lighting (Turns and Markers W/ Door Pods) Design	111	B6.7/L9 - Park Brake Controls (Monitoring) W (Hydraulic with Lever) Design . .	358
B6.7/L9 - Mirror Lighting (Turns and Markers W/O Door Pods) Design	110	B6.7/L9 - Power Divider Lock Control and Monitoring Design	693
B6.7/L9 - Mirrors (Heat) [Switch Pack Actuated includes Hood Mirrors] Design	211	B6.7/L9 - Prewire Front Fog Lights Design	112
B6.7/L9 - Mirrors (Heat) [Switch Pack Actuated Relay Driven] Design	212	B6.7/L9 - PTO (Fuel and Hours) Design	654
B6.7/L9 - Mirrors (Heated) (Door Pod Actuated, 2 Cab and 1 Hood Mirror Right Side Only) Design	104	B6.7/L9 - Radio Design	163
B6.7/L9 - Mirrors (Heated) (Door Pod Actuated, 2 Cab and 2 Hood Mirrors) Design	106	B6.7/L9 - Radio w/Bluetooth Design	164
		B6.7/L9 - Radio w/Bluetooth without Steering Wheel Pod Design	166
		B6.7/L9 - Radio w/Steering Wheel Pod Design	167
		B6.7/L9 - Real Time Clock Design	230
		B6.7/L9 - Rear Axle Load Distribution Design	694
		B6.7/L9 - Relays - Grid Management Design	157
		B6.7/L9 - Remote Keyless Access Design	231
		B6.7/L9 - Seatbelt Reminder (Warning)(Driver & Passenger in parallel) Design	716

INDEX

B6.7/L9 - Seatbelt Reminder (Warning)(Driver only) Design	715
B6.7/L9 - Seats (RollTek) Drivers Seat Only (Hard Wired) - Leather Design	712
B6.7/L9 - Seats (RollTek) Drivers Seat Only (Hard Wired) - Mordular Design	713
B6.7/L9 - Seats (RollTek) Drivers Seat Only (Hard Wired) - Vinyl Design	714
B6.7/L9 - Snow Plow Lights Switch Design	531
B6.7/L9 - Speakers:Four Speakers Daycab BT n/QC Design	169
B6.7/L9 - Speakers:Four Speakers Daycab n/BT n/QC Design	170
B6.7/L9 - Speakers:Four Speakers Daycab n/BT w/QC Design	171
B6.7/L9 - Speakers:Four Speakers Daycab w/BT w/QC Design	172
B6.7/L9 - Speakers:Two Speakers Daycab BT n/QC Design	173
B6.7/L9 - Speakers:Two Speakers Daycab n/BT n/QC Design	174
B6.7/L9 - Speakers:Two Speakers n/BT w/QC Design	175
B6.7/L9 - Speakers:Two Speakers w/BT w/QC Design	176
B6.7/L9 - Standard APO and Aux APO Design	197
B6.7/L9 - Standard APO Design	196
B6.7/L9 - Telematics (Omnivision w/J1939) Design	232
B6.7/L9 - Telematics (PEOPLE NET MD) Design	234
B6.7/L9 - Telematics (Peoplenet PMG) Design	233
B6.7/L9 - Telematics (XATANET W/J1708) Design	235
B6.7/L9 - Telematics (XATANET W/J1939) Design	236
B6.7/L9 - Telematics (Zonar) Design	237
B6.7/L9 - Theft Deterrent (Without additional relay) Design	240
B6.7/L9 - Tire Pressure (TPMS) (LDL 2.0 - 1 Repeater) Design	241
B6.7/L9 - Trans Range Inhibit (J1939 Comm) Design	670
B6.7/L9 - Transfer Case - High/Low Air Sol Design	740
B6.7/L9 - Transfer Case - High/Neu/Low Air Sol Design	741
B6.7/L9 - Transmission - MODE Selection Design	755
B6.7/L9 - Transmission Oil Temperature Automatic Trans Option2 Design	655
B6.7/L9 - Transmission Oil Temperature-Automatic Trans w/Aux Gauge Design	656
B6.7/L9 - Transmission Power Take Off (60AKG) Design	147
B6.7/L9 - Trip Odometer (w/ECM & TCM) Design	651
B6.7/L9 - Trip Odometer (w/ECM) Design	652

B6.7/L9 - Trip Odometer (w/VID) Design	653
B6.7/L9 - Two USB Design	246
B6.7/L9 - Up Shift Indicator Design	667
B6.7/L9 - Vehicle Alarm System Design	248
B6.7/L9 - Vehicle Information Display (W/ BT) Design	673
B6.7/L9 - Vehicle Information Display Premium w/ Wi-Fi VID Design	671
B6.7/L9 - Vehicle Information Display W/O BT Design	672
B6.7/L9 - Vehicle Sleep Mode Design	249
B6.7/L9 - Vehicle Speed Control (Cruise Control) 4 Pin Design	205
B6.7/L9 - Vehicle Speed Control (Cruise Control) 10 Pin Design	204
B6.7/L9 - Vehicle Speed Limit Override Design	662
B6.7/L9 - Vehicle Speedometer System (Automatic XMSN) NA Design	659
B6.7/L9 - Voltage Monitoring (Voltmeter) (with Aux gauge) Design	664
B6.7/L9 - Voltage Monitoring Voltmeter Design	663
B6.7/L9 - Windshield Washer Pump W/O Low Fluid Sensor Design	113
B6.7/L9 - ZVR Splice Packs 1620 Design	132
B6.7/L9 2-Way Radio Design	250

C

Connector Assembly List MV	2569
----------------------------	------

D

D17-2000N:3579124C1	931
D38_2002M:1661259C1	932
D38_2003M:1661259C1	933
D38_2004M:1661259C1	934
D38_2005M:1661259C1	935
D38_2006M:1661259C1	936
D38_2100M:1661889C1	937
D49-166M:1661889C1	938
D49-1979:3831401C1	939
D49_16A:3540612C1	942
D49_240:3709924C1	947

INDEX

D49_240:3709924C1	948
D49_250F:4064552C1	949
D49_250F:4064552C1	950
D49_250F:4064552C1	951
D49_1979A:4061584C1	944
D49_1979B2:4242898C1	945
D49_2000F:3544687C1	946
D49_2500F:3598710C1	952
D63-344F:1661197C1	953
D63-345F:1661197C1	954
D63_2500M:3914510C1	955
D80_100:3767577C1	956

E

E01_3000:3538634C1	963
E01_3000M:1661200C1	961
E01_3000M:1661200C1	962
E01_3000MA:4064551C1	959
E01_3000MA:4064551C1	960
E01_3200F:1661201C1	965
E01_3203M:3709924C1	966
E01_3300M:3535769C1	968
E01_3300MR:3535769C1	967
E01_PS_3000:3538634C1	957
E01_PS_3203M:3709924C1	958
E04_3000M:3538634C1	969
E04_3202M:3820176C1	971
E04_3203M:3538634C1	972
E04_3203M:3709924C1	973

F

F03_3000M:3538634C1	974
F03_3202M:3820176C1	975

F03_3203M:3538634C1	976
F03_3203M:3709924C1	977

J

J1-1603:3598711C1	978
J1:1661375C2	993
J1:RING-10_0	992
J1:RING-E-1-2_0	990
J1:RING-M-5_0	991
J2 - 1604:3598710C1	994
J2-1604:3598710C1	995
J2:1661375C2	1011
J2:RING-E-1-2_0	1007
J2:RING-M-8_0	1009
J3-1600:3598706C1	1012
J3:899167R1	1030
J4-1601:3598707C1	1031
J4:RING-E-3-8_0	1043
J5-1602:3598705C1	1044
J5:RING-M-5_0	1062
J5:RING-M-5_0	1063
J6-1606:3759005C1	1064
J7-1607:3710061C1	1082

K

K01-1F:1667639C1	1087
K01-7000:365876C2	1088
K18_600:3522068C1	1089
K18_6200:1671610C1	1090
K18_6201:1678137C1	1091
K18_6335:RING-M-12_0	1092
K18_6401:3662425C1	1093
K18_6747:3543733C1	1094

INDEX

K18_7103M:1661198C1	1096	K22_1300:RING-M-12_0	1145
K18_7105:3765544C1	1097	K22_1300:RING-M-12_0	1146
K18_7106:3765544C1	1100	K22_1301:RING-M-12_0	1147
K18_7112:3539778C1	1103	K22_1700:RING-M-12_0	1148
K18_7500:3605713C1	1106	K22_1701:RING-M-12_0	1149
K18_7500M:1661778C1	1105	K22_1703:RING-M-12_0	1150
K18_7800:BLUNT_SL_VC	1116	K22_6100:1667639C1	1152
K18_7909:3599542C1	1117	K22_6100:1667639C1	1153
K18_9724:BLUNT_SL_VC	1120	K22_6305M:RING-M-5_0	1154
K18_9913B:587570C91	1121	K22_6401:3662425C1	1155
K19-2000:3710089C1	1122	K22_6747:3543733C1	1156
K19-2001:3710089C1	1123	K22_7000:RING-M-5_0	1158
K20_6200:1671610C1	1124	K22_7100:3866817C1	1159
K20_6201A:3662921C1	1125	K22_7103M:1661198C1	1160
K20_6202:3590299C1	1126	K22_7105:3599542C1	1161
K22-2000:3710089C1	1127	K22_7500:3605713C1	1165
K22-2001:3710089C1	1128	K22_7500M:1661778C1	1163
K22_1F:1667639C1	1129	K22_7500W:1661778C1	1164
K22_600:3522068C1	1151	K22_7501:3577412C1	1167
K22_1000:RING-E-1-4_0	1131	K22_7700M:3536864C1	1168
K22_1001:RING-E-1-4_0	1132	K22_7800:BLUNT_SL_VC	1169
K22_1010:RING-M-8_0	1133	K22_7909:3599542C1	1170
K22_1011:RING-M-8_0	1134	K22_9724:BLUNT_SL_VC	1171
K22_1040:RING-M-6_0	1135	K22_9913B:587570C91	1172
K22_1041:RING-M-8_0	1136	K24_1702:1:3595624C1	1173
K22_1050:RING-M-6_0	1137	K24_1702:3595620C1	1174
K22_1051:RING-M-8_0	1138	K24_1702:3595620C1	1176
K22_1070:RING-M-8_0	1139	K24_6000:3945694C1	1177
K22_1071:RING-M-8_0	1140	K24_6200:3626435C1	1178
K22_1080:RING-M-8_0	1141	K24_6201:3600324C1	1179
K22_1081:RING-M-8_0	1142	K24_7303:4155801C1	1180
K22_1200:RING-M-12_0	1143	K24_7500:3605713C1	1181
K22_1201:RING-M-12_0	1144	K25_1702:3595620C1	1182

INDEX

K25_1702:3595620C1	1184
K25_6200:3626435C1	1185
K25_6201:3600324C1	1186
K25_7112:3854645C91	1187
K25_7303:4155801C1	1188
K25_7500:3605713C1	1189

L

L9 - 26" Fuel Tank - Secondary Design	591
L9 - 26" Fuel Tank Design	590
L9 - Adaptive Cruise Control w/o Display (Bendix) Design	372
L9 - Aftertreatment PDM Design	149
L9 - Air Filter Flow Restriction Monitoring (LED Indicator) Design	114
L9 - Allison without Switch and with Confirmation Telltale Design	745
L9 - Ambient Air Temperature Design	627
L9 - Antilock Brake System (ABS) - BENDIX 4 Channel Implementation Design	351
L9 - Antilock Brake System (ABS) - Wabco 4 Channel Implementation Design	352
L9 - Auto Neutral (Allison W/ Multiplex Switch & Confirmation Telltale) Design	115
L9 - Auxiliary Power Fuse Design	151
L9 - Auxiliary Air Solenoids (1 Normally Closed) Design	264
L9 - Auxiliary Air Solenoids (2 Normally Closed) Design	265
L9 - Auxiliary Air Solenoids (3 Normally Closed) Design	268
L9 - Auxiliary Trailer Power Design	721
L9 - Axle Loading (Weight) Rear Design	682
L9 - Axle Temperature Monitoring (Single Rear Aux Gauge) Design	695
L9 - Axle Temperature Monitoring (Single Rear Virtual Gauge) Design	696
L9 - Axle Temperature Monitoring (Tandem Rear Aux Gauge) Design	697
L9 - Axle Temperature Monitoring (Tandem Rear Virtual Gauge) Design	698
L9 - Back-Up Alarm (Automatic) W/ Tailboard Design	183
L9 - Back-Up Alarm (Automatic) W/O Tailboard Design	182
L9 - Back-Up Alarm (Manual) W/ Tailboard Design	186
L9 - Back-Up Alarm (Manual) W/O Tailboard Design	184
L9 - Backup Light (Dual Daisy Reverse) Allison/ZF Trans 3K/4K Design	427

L9 - Backup Light (Dual Reverse Light) Allison/ZF Trans 3K/4K Design	429
L9 - Backup Light (Single Reverse Light) - Allison 3K/4K Design	437
L9 - Backup Light (Single Reverse Light) Allison 3K/4K Design	435
L9 - Backup Light - (Single Reverse Light) Allison 3K/4K Design	439
L9 - Backup Lights (Dual Daisy Reverse) Eaton/Manual Trans Design	431
L9 - Backup Lights (Dual Reverse Light) Eaton/Manual Trans Design	433
L9 - Backup Lights (Single Reverse Lights) Eaton/Manual Trans Design	441
L9 - Battery International (4) 12V Design	811
L9 - Bendix; Tractor or Towing Truck; N/ Air SUSP; J1939 Driven Lamp Design	365
L9 - Bendix; Tractor or Towing Truck; W/ Air SUSP; J1939 Driven Lamp Design	366
L9 - Body Builder Lighting - Combined Turn and Stop Lamps (Automatic) Design	274
L9 - Body Builder Lighting - Combined Turn and Stop Lamps (Manual) Option2 Design	276
L9 - Body Builder Lighting - Separate Turn and Stop Lamps (Blunt Cut) Design	280
L9 - Body Builder Lighting - Separate Turn and Stop Lamps (Blunt Cut) Option2 Design	281
L9 - Bosch LH160_LH200 Alternator Design	775
L9 - Brake Pressure (Auxiliary Gauge) Design	633
L9 - Brake Pressure (Virtual Gauge) Design	634
L9 - Brakes (Hydraulic) Design	355
L9 - CAN Layout Design	17
L9 - Center Chassis Ground Splice Packs 8802/8805/8807/8809 Design	134
L9 - City Horn (W/ 4PIN CLK & P. Brake) Design	223
L9 - City Horn (W/ 4PIN CLK) Design	225
L9 - City Horn (W/ 10PIN CLK & P. Brake) Design	221
L9 - City Horn (W/ 10PIN CLK) Design	222
L9 - City Horn W/4PIN CLK Design	118
L9 - City Horn W/10PIN CLK Design	116
L9 - Clutch Monitoring (High and Low Switch to BCM) Design	806

INDEX

L9 - Collision Avoidance System (Warning) Design	375	L9 - Forward Chassis Ground Splice Pack 8800 Design	136
L9 - Coolant Level Monitoring (No CLA Module) Design	381	L9 - Front Fog Lamps Design	471
L9 - Cooling Fan Control Two-Speed Design	383	L9 - Front Fog Lights W CONNECTOR Design	473
L9 - Crank Inhibit (with ECM --> BODY CONTROL MODULE ONLY) Design	791	L9 - Front Marker Lights N/ PLow Lights Design	476
L9 - Cranking (Starter) GEN4 BODY CONTROL MODULE W/ Thermal Overcrank - External Switch Design	790	L9 - Front Marker Lights W/ Plow Lights Design	477
L9 - Cranking (Starter) GEN4 BODY CONTROL MODULE W/O Thermal Overcrank Design	789	L9 - Fuel Heater (Vehicle Powered)(Davco) Design	576
L9 - Cranking Request (w/ Key Switch w/ BCM) Design	796	L9 - Fuel Heater (Vehicle Powered)(Racor) Design	583
L9 - Delco Remy 28SI Alternator W/Sensor Design	776	L9 - Headlight W/Plowlights W/LOWW W/O Headlight Interrupt -10 PIN CLK Design	510
L9 - Delco Remy 36SI Alternator W/Sensor Design	777	L9 - Headlights W 10PIN CLK W/LOWW W/Interrupt Design	496
L9 - Directional Signal (Turn) W/ DAISY CHAIN BOX LAMPS Design	457	L9 - Headlights W 10PIN CLK W/LOWW W/O Interrupt Design	498
L9 - Directional Signal (Turn) W/ Daisy Chain Box Lamps W/Plow Lights Design	458	L9 - Headlights W/O Lights ON with wipers (LOWW) W/ Headlights Interrupt Design	502
L9 - Directional Signal (Turn) W/ LED BOX LAMPS Design	459	L9 - Headlights W/O Lights ON With Wipers (LOWW) W/O Headlights Interrupt Design	500
L9 - Directional Signal (Turn) W/ LED BOX LAMPS W/Plow Lights Design	460	L9 - Headlights W/PlowLights W/Headlight Interrupt -10PIN CLK W/LOWW W/Interrupt Design	504
L9 - Directional Signal (Turn) W/ Single Tail Board W/Hazard SW Design	461	L9 - Headlights W/PlowLights W/O Lights ON with wipers (LOWW) W/ Headlights Interrupt Design	508
L9 - Directional Signal (Turn) W/ Single Tail Board W/Plow Lights Design	462	L9 - Headlights W/Plowlights W/O Lights ON With Wipers (LOWW) W/O Headlights Interrupt Design	506
L9 - Drain Valve Heater Design	345	L9 - Heating Ventilation & Air Conditioning (HVAC) (Auto Control head W/PT Transducer N/Low Pressure SW) Design	120
L9 - Driver Controlled Locking Differential - FR and RR Axles (Meritor w/ two sw) Design	687	L9 - Heating Ventilation & Air Conditioning (HVAC) (Manual W/PT Transducer N/Low Pressure SW) Design	123
L9 - Driver Controlled Locking Differential - FR & RR Axle (Dana w/ one switch) Design	688	L9 - Heating Ventilation & Air Conditioning (HVAC) Auto Temp Control Design	619
L9 - Driver Controlled Locking Differential - FR & RR Axle (Meritor w/ one sw) Design	689	L9 - Heating Ventilation & Air Conditioning (HVAC) Manual Design	624
L9 - Driver Controlled Locking Differential - RR Axle (Dana w/ one sw) Design	690	L9 - I/O Expansion Design	283
L9 - Driver Controlled Locking Differential - RR Axle (Meritor w/ one sw) Design	691	L9 - Lane Departure Warning - (Bendix Fusion N/ Safety Direct) Design	378
L9 - Dual Brake Switch Design	323	L9 - Leece-Neville - LN 325A Alternator W/Sensor Design	780
L9 - Engine (Control) Cummins Design	26	L9 - Leece-Neville AVI160 Alternator Design	778
L9 - Exterior Lamp Check Design	465	L9 - Leece-Neville AVI160-210A/240A Alternator W/Sensor Design	779
L9 - Fog Lights (Halogen White TOP MTG) Design	467	L9 - License Plate Light (LED BOX LAMP Daisy Chain Tail Light) Design	513
L9 - Fog Lights (LED White TOP MTG) Design	469		

INDEX

L9 - License Plate Light (LED BOX LAMP Tail Light) Design	514
L9 - License Plate Light (Tail Light Single Assy) Design	515
L9 - License Plate Light (Tail Light Single Assy) Option2 Design	516
L9 - License Plate Light (Tail Light Single Assy) Option3 Design	517
L9 - License Plate Light (Tail Light Single Assy) W/Less Power Module Design	518
L9 - PARK LIGHTS - N/Marker Interrupt Design	525
L9 - PARK LIGHTS - W/Marker Interrupt 4 pin clockspring Design	529
L9 - PARK LIGHTS - W/Marker Interrupt 10pin CLCKSPRING Design	527
L9 - Power Lift Gate Design	285
L9 - Powertrain Ground Splice Packs 6704 & 6704B Design	139
L9 - Powertrain ZVR Splice Pack 6702 Design	125
L9 - Powertrain ZVR Splice Pack 6747 Design	140
L9 - Rear Light (LED BOX LAMP Tail Light) Design	536
L9 - Rear Light (Tail Light) Design	537
L9 - Rear Light (Tail Light) W/Daisy Chain pair of Box Lamps Design	538
L9 - Rear Lights Stop (Daisy Chain) Design	446
L9 - Rear Lights Stop - Dual Assembly Design	447
L9 - Rear Lights Stop - Single Assembly Design	448
L9 - Rear Suspension Pressure Monitoring (Auxiliary Gauge) Design	703
L9 - Rear Suspension Pressure Monitoring (Virtual Gauge) Design	705
L9 - Remote Start/Stop Design	306
L9 - Remote Start/Stop w/ Emergency Pump Design	307
L9 - RIGHTSIDE AIR DRYER Design	332
L9 - Selective Catalytic Reduction (SCR) Design	257
L9 - Stability Control (Bendix Straight Truck J1939 Driven Lamp) Design	367
L9 - Starter Interlock (BCM LSD Controlled w/ Relay & N/ Auto SS) EATON XMSN Design	809
L9 - Starter Interlocks (BCM Controlled with Input from Allison 3K/4K TCM) Design	807
L9 - Starting Aid (Grid Heater) Design	392
L9 - TEM _Electric Trailer Brake Controller Activated Stop LT Design	724
L9 - Traction Control Bendix Design	370

L9 - Trailer Interface (Lighting) – BLUNT CUT (Part of Electric Trailer Brakes) Design	727
L9 - Trailer Interface (Lighting) – BLUNT CUT (Part of Electric Trailer Brakes) Option2 Design	728
L9 - Transmission (Allison 3K/4K) Design	747
L9 - Transmission (Fuller Advantage) Design	753
L9 - Transmission Oil Temperature - Manual Trans Design	657
L9 - Transmission Oil Temperature - Manual Trans w/Aux Gauge Design	658
L9 - Transmission Power Take Off (Auto Trans Single PTO w/21 Parameters) Design	315
L9 - Transmission Power Take Off (Auto Trans with Lectradrive) Design	316
L9 - Transmission Power Take Off (Lectrashift PTO with Manual Trans) Design	317
L9 - Transmission Power Take Off (Manual Trans Single PTO w/ 21 Parameters) Design	318
L9 - Transmission Power Take Off (Single Input configurable pull up or pull down) Design	319
L9 - Transmission Power Take Off (Single PTO W/ RPM and Auto Trans) Design	320
L9 - Transmission Power Take Off (Single PTO W/ RPM and Manual Trans) Design	321
L9 - Transmission Shifter (Push Button Shifter - Allison 3K/4K) Design	126
L9 - Transmission Shifter (Stalk Shifter Allison) Design	732
L9 - Transmissions Electrical I/O (Fuller Advantage) Design	754
L9 - Two Speed Axle (AirShift on Shifter) Design	709
L9 - Two Speed Axle (with BCM; Automactic Transmission and switch on dash) Design	710
L9 - Underhood PDM Design	162
L9 - Vehicle Acceleration (w/ Two PWR Two GND & Two STS) Design	394
L9 - Vehicle Speedometer System (Manual XMSN) NA Design	661
L9 - Water In Fuel (WIF) Davco 245 W/ Heater Design	128
L9 - Water In Fuel (WIF) Davco W/ Heater Design	607
L9 - Water In Fuel (WIF) Davco W/ Heater Option2 Design	611

INDEX

L9 - Water In Fuel (WIF) Racor N/ Heater Design	612
L9 - Windshield Washer Pump & Low Fluid Sensor Design	762
L9 - Windshield Washer Pump Design	760
L9 - Windshield Wipers Design	765
L9 - WORK LIGHT - 1 BULB Design	559
L9 - WORK LIGHT With BackUP - 1 BULB - Manual Trans Design	553
L9 - WORK LIGHT With BackUP Alarm - 1 BULB Design	551
L9 - WORK LIGHT With RKE 1 BULB Design	557
L9 - Work Lights LED With Switch Pack - Day Cab Design	549
L9/B6.7 - Adaptive Cruise Control (Bendix - Fusion 2.0 & W/ Safety Direct & Reg Speakers) option 1 Design	373
L9/B6.7 - Adaptive Cruise Control (Bendix - Fusion 2.0 & W/ Safety Direct & Reg Speakers) option 2 Design	374
L67-19:2241353C1	1190

M

M01_2100:3626438C1	1191
M01_2200:4140239C1	1192
M01_2250:4140239C1	1193
M02-8903:6111813C1	1194
M02_8000:1677851C1	1195
M02_8001:1677851C1	1197
M02_8102:2039311C91	1199
M02_8301:1661778C1	1200
M02_8502:3539777C1	1201
M02_8503A:3539777C1	1202
M02_8700:587567C91	1203
M02_8800:3551896C1	1204
M02_8805:587568C91	1206
M02_8903:6111813C1	1207
M02_9501:3539777C1	1208
M02_9503:3539777C1	1209
M02_9900E:1673790C1	1210

M02_9900F:1673790C1	1211
M02_9900G:1673790C1	1212
M02_9900J:1673790C1	1213
M04_4004:3525613C1	1214
M04_4069:BLUNT_SL_VC	1215
M04_8000:1677851C1	1216
M04_8001:1677851C1	1219
M04_8102:2039311C91	1222
M04_8200A:6131286C1	1224
M04_8201A:6131286C1	1225
M04_8301:1661778C1	1226
M04_8500:1686834C1	1227
M04_8501:1686834C1	1228
M04_8502:3539777C1	1229
M04_8503A:3539777C1	1230
M04_8506A:6111844C1	1231
M04_8507A:6111844C1	1232
M04_8508A:3919376C1	1233
M04_8509A:3919376C1	1234
M04_8800:3551896C1	1235
M04_8903:6111813C1	1237
M06_4004:3525613C1	1238
M06_8500:1686834C1	1239
M06_8501:1686834C1	1240
M06_8701:587567C91	1241
M07_1700:3595624C1	1242
M07_1700:3595624C1	1247
M07_4021:3536864C1	1256
M07_4069:BLUNT_SL_VC	1257
M07_4070:1661777C1	1258
M07_4071:1671610C1	1259
M07_7220:3601924C1	1260
M07_7230:BLUNT_SL_VC	1261

INDEX

M07_8000:3612306C1	1265
M07_8000:3612306C1	1266
M07_8000:3612306C1	1268
M07_8000:3612306C1	1269
M07_8000A:3612306C1	1262
M07_8000A:3612306C1	1263
M07_8000A:3612306C1	1264
M07_8001:3612306C1	1273
M07_8001:3612306C1	1275
M07_8001:3612306C1	1276
M07_8001A:3612306C1	1271
M07_8001A:3612306C1	1272
M07_8102:2039311C91	1277
M07_8150:1661778C1	1281
M07_8150A:1661778C1	1280
M07_8151:1661778C1	1283
M07_8151A:1661778C1	1282
M07_8200:6131286C1	1285
M07_8200A:587567C91	1284
M07_8201:6131286C1	1287
M07_8201A:587567C91	1286
M07_8301:1661778C1	1289
M07_8301:1661778C1	1290
M07_8301:1661778C1	1291
M07_8301A:1661778C1	1288
M07_8500:1686834C1	1292
M07_8501:1686834C1	1293
M07_8502:6111844C1	1295
M07_8502A:3757487C1	1294
M07_8503:6111844C1	1297
M07_8503A:3757487C1	1296
M07_8505:4196881C1	1299
M07_8505A:4196881C1	1298

M07_8506A:6111844C1	1300
M07_8507A:6111844C1	1301
M07_8508A:3919376C1	1302
M07_8509A:3919376C1	1303
M07_8700:587567C91	1305
M07_8700A:587567C91	1304
M07_8701:587567C91	1307
M07_8701A:587567C91	1306
M07_8805:587568C91	1309
M07_8805A:587568C91	1308
M07_8903:6111813C1	1310
M07_8905:3852527C1	1311
M07_9801D:587567C91	1312
M07_9801R:1671610C1	1313
M07_9900F:1673790C1	1314
M8 B:RING-M-8_0	1315

N

N01-4450M:2039311C91	1316
N01_2100:3626439C1	1317
N01_2200:3626439C1	1318
N01_2200_:3626439C1	1319
N02_4410D:3572899C1	1320
N02_4410E:3572899C1	1321
N02_4410F:3517760C1	1322
N02_4411M1:3517760C1	1323
N02_4411M2:3517760C1	1324
N02_4411M4:3572899C1	1325
N02_4411M5:3517760C1	1326
N02_7112:3854645C91	1327
N02_7113:3977821C1	1334
N02_7113C:3977821C1	1330
N02_7113F:3977821C1	1331

INDEX

N02_7113G:3977821C1 1332
N02_7113H:3977821C1 1333
N02_8802:3551896C1 1335
N02_8807:3551896C1 1337
N02_8809:3551896C1 1340
N02_9001:1671610C1 1342
N02_9002:1671610C1 1344
N02_9002C:1671610C1 1343
N02_9003:1671610C1 1347
N02_9003K:1671610C1 1345
N02_9003L:1671610C1 1346
N02_9100:1661778C1 1348
N02_9101:1661778C1 1349
N02_9103:1661778C1 1350
N02_9512A:3678796C1 1351
N02_9514F:3601685C1 1352
N02_9769:3673640C1 1353
N02_9778:587567C91 1355
N02_9801:587567C91 1362
N02_9801A:587567C91 1356
N02_9801B:587567C91 1357
N02_9801C:587567C91 1358
N02_9801D:587567C91 1359
N02_9801E:587567C91 1360
N02_9801F:587567C91 1361
N02_9803:1671610C1 1367
N02_9803A:1671610C1 1363
N02_9803B:1671610C1 1364
N02_9803C:1671610C1 1365
N02_9803D:1671610C1 1366
N02_9900A:1673790C1 1368
N02_9900C:1673790C1 1369
N02_9900D:1673790C1 1370

N05_4450M:2039311C91 1371
N05_4460M:1686834C1 1373
N05_7803:3950690C1 1374
N05_8802:3551896C1 1375
N05_8805:3551896C1 1377
N05_8807:3551896C1 1380
N05_8809:3551896C1 1382
N05_9512A:3678796C1 1384
N05_9513A:1686834C1 1385
N05_9514F:3601685C1 1386
N05_9778:587567C91 1387
N06_1701F:3595622C1 1388
N06_1701F:3595622C1 1391
N06_9511E:4110834C1 1393
N06_9511K:3758273C1 1395
N06_9800:3558026C1 1397
N06_9800:3558026C1 1399

P

P2R_1_4410A:3572899C1 1415
P2R_1_4410B:3572899C1 1416
P2R_2_4410A:3572899C1 1417
P2R_2_4410B:3572899C1 1418
P2R_3_4410A:3572899C1 1419
P2R_3_4410B:3572899C1 1420
P2R_4410A:3572899C1 1421
P2R_4410B:3572899C1 1422
P4X_1:RING-M-8_0 1423
P4X_2:RING-M-8_0 1424
P4Y_1:RING-M-8_0 1425
P4Y_2:BLUNT_SL_VC 1426
P5D_4028C:RING-M-10_0 1429
P5K_1234:3605713C1 1430

INDEX

P6P_945:3866817C1 1444
P7S_72:1661375C2 1445
P7S_73:1661375C2 1446
P9Y_8000F:1:3612305C1 1451
P9Y_8000F:1:3612305C1 1455
P9Y_8000F:2:3612305C1 1452
P9Y_8000F:3612305C1 1453
P9Y_8006H:3668886C1 1456
P9Y_8006L:3668886C1 1457
P9Y_8165:4078415C1 1458
P9Y_8166:3625557C1 1459
P9Z_8000:4140239C1 1466
P9Z_8000F:3612305C1 1460
P9Z_8000F:3612305C1 1461
P9Z_8000F:3612305C1 1462
P9Z_8000F:3612305C1 1463
P9Z_8000F:3612305C1 1464
P9Z_8000F:3612305C1 1465
P10D_8006H:3668886C1 1402
P10D_8006L:3668886C1 1403
P10D_8006L:3668886C1 1404
P10E_8000:4140239C1 1406
P10E_8000F:3612305C1 1405
P80_71:1661375C2 1447
P80_72:1661375C2 1449
P97-20:2241353C1 1469
P97-20A:2241353C1 1468
P106_8310:3543888C1 1407
P106_8311:1661778C1 1408
P107_8310:3543888C1 1409
P107_8310:3543888C1 1410
P107_8310:3543888C1 1411
P107_8311:1661778C1 1412

P107_8311:1661778C1 1413
P464:3767197C1 1427
P16400:3544688C1 1414

R

R01-4460BM:2039311C91 1470
R01_3000:3626438C1 1471
R01_3001:3626438C1 1472
R01_4410M:3572899C1 1473
R01_4411M:3517760C1 1474
R01_4411P:3517760C1 1475
R01_4950:3678796C1 1476
R01_9501:3757487C1 1477
R01_9502:1686834C1 1478
R01_9503:3757487C1 1479
R01_9504:1686834C1 1480
R01_9516:6111844C1 1481
R01_9517:6111844C1 1482
R01_9518:3919376C1 1483
R01_9519:3919376C1 1484
R01_9572:4140239C1 1485
R01_9573:4140239C1 1486
R01_9800:3558022C1 1487
R01_9800:3558022C1 1488

S

S96_9256:3866817C1 1490
S96_9257:3866817C1 1491
S97_9250:3866817C1 1492
S97_9251:3866817C1 1493
S97_9280:3525613C1 1494

T

Termianl 2:527859C1	1495
Terminal 1:2241345C1	1496
Terminal 1:2241345C1	1497
Terminal 2:2241404C1	1498

V

Vehicle Data Recorder (No Display) Design	717
Vehicle Data Recorder (W/ Display) Design	719

W

W12_2_4410DM:3572899C1	1499
W12_4411M:3517760C1	1500
W13_4410DM:3572899C1	1501
W13_4411M:3517760C1	1502
W13_4412M:3517760C1	1503
W40-2990:1661259C1	1504
W40-2991:1661260C1	1505
W40-2992:1661259C1	1506
W40-2993:1661260C1	1507
W40-2994:1661259C1	1508
W40-2995:1661260C1	1509
W40-8997:3627614C1	1510
W43-100:4124472C1	1512
W43-101:4124471C1	1513
W43-200:1661259C1	1514
W43-201:1661260C1	1515

0

0009:4063156C1	1521
0009B:4063156C1	1516

1

16A:3540612C1	1703
16A:3540612C1	1705
16B:3540613C1	1707
16B:3540613C1	1709
100:3510243C1	1531
101 Clean:475961C1	1582
101:3753293C1	1583
1000A:4063415C1	1526
1000B:4063415C1	1527
1000C:4063415C1	1528
1002:2015884C1	1529
1003:2015884C1	1530
1010:3768015C1	1534
1010:RING-M-8_0	1533
1011:3768010C1	1540
1011:RING-M-8_0	1539
1012:3768010C1	1547
1012:3768010C1	1553
1013:3768010C1	1555
1014:3768010C1	1557
1015:3768015C1	1561
1015:3768015C1	1562
1016:4100070C1	1568
1017:3768015C1	1570
1018:3768015C1	1576
1018:3768015C1	1581
1020:4063041C1	1584
1021:3613769C1	1585
1022:3613769C1	1587
1023:3613769C1	1590
1024:3601838C1	1593
1025:3601838C1	1595

INDEX

1026:3601838C1	1597	1400:3596926C1	1660
1027:3613769C1	1599	1401:3596929C1	1662
1028:3601838C1	1601	1402:3596928C1	1665
1032E:3820176C1	1603	1403:3596927C1	1666
1032F:3709924C1	1604	1410:3601838C1	1669
1052:1661259C1	1605	1420:3557922C1	1674
1053:4116776C1	1606	1421:3557921C1	1676
1100:3546518C1	1609	1500A:3710061C1	1679
1100MA:3546518C1	1608	1501:2018589C1	1690
1101F:3768593C1	1611	1501:2018589C1	1691
1101F:3768593C1	1612	1502:1661601C1	1695
1101M:3522071C1	1613	1502:1661601C1	1698
1112:1661260C1	1614	1503:3627615C1	1699
1113:1661260C1	1615	1503:3627615C1	1700
1126M:3928059C1	1616	1605:373759C2	1711
1200A:3768152C1	1618	1620:2007315C1	1712
1200B:3768153C1	1621	1623:2007315C1	1714
1200C:4057474C1	1624	1625:3543733C1	1716
1200D:4061870C1	1629	1650/1650MA:3757649C1	1719
1200E:4057658C1	1630	1650:3757649C1	1720
1200F:4116508C1	1634	1650MA:3544066C1	1718
1202:RING-E-1-2_0	1635	1657M:1667741C1	1721
1234:3605713C1	1636	1660:2006789C1	1722
1235:3627615C1	1638	1661:2006789C1	1723
1235:3627615C1	1639	1700:3595624C1	1725
1236:2042685C1	1643	1700:3595625C1	1745
1236:2042685C1	1647	1700:3595625C1	1746
1237:2018589C1	1648	1700F:3595624C1	1724
1237:2018589C1	1649	1701:3595623C1	1799
1300:3597143C1	1652	1701:3595623C1	1801
1301:3600061C1	1656	1701:3595623C1	1828
1349:4089980C1	1658	1701F:3595622C1	1761
1350:3598293C1	1659	1701F:3595622C1	1796

INDEX

1701F:3595622C1	1798	1873B:593385C1	1958
1702:3595620C1	1830	1873D:593385C1	1959
1702:3595621C1	1844	1873E:593385C1	1961
1702:RING-E-1-2_0	1829	1873F:593385C1	1963
1703F:3595624C1	1857	1873G:593385C1	1965
1703F:3595624C1	1869	1901:3590298C1	1971
1703M:3595625C1	1876	1901:4094648C1	1972
1703M:3595625C1	1887	1901A:3590298C1	1969
1800:3553649C1	1910	1901A:4094648C1	1970
1800:3553649C1	1916	1902:3517473C1	1973
1800F:3612512C1	1894	1903:3590298C1	1976
1800F:3612512C1	1900	1903:4094648C1	1977
1801:3539212C1	1925	1903B:3590298C1	1974
1802:3608496C1	1927	1903B:4094648C1	1975
1804:1687790C1	1930	1904:3768147C1	1978
1806:1661777C1	1932	1905:3768147C1	1979
1807:3540757C1	1933	1910A:1667305C1	1980
1808:1661777C1	1934	1910G:373759C2	1981
1809:3547870C1	1935	1913:BLUNT_SL_VC	1983
1810:3539212C1	1937	1913A:BLUNT_SL_VC	1982
1811:3540757C1	1941	1916A:2005836C1	1984
1812:1678137C1	1943	1917:1661259C1	1986
1815A:1661375C2	1944	1918A:1661199C1	1987
1820F:1667529C1	1945	1919A:2005836C1	1988
1820M:1667305C1	1947	1921:3616085C1	1990
1821:3601800C1	1949	1923:BLUNT_SL_VC	1991
1822:1678137C1	1951	1924:3554818C1	1992
1823:1661777C1	1952	1935N:3683465C1	1993
1824:1661777C1	1953	1937N:1667741C1	1994
1825F:4064551C1	1954	1938M:3554818C1	1995
1826:1678137C1	1956	1939-125A:3683465C1	1997
1828:1678137C1	1957	1939-125B:3683465C1	1998
1873:593385C1	1967	1939-125C:3683465C1	1999

INDEX

1939-250A:3683465C1 2000
1939-250B:3683465C1 2001
1939:2011340C1 2002
1939M:3553404C1 1996
1939_250C:3683465C1 2003
1939_500K-250K:3683465C1 2004
1940:BLUNT_SL_VC 2005
1942F:3673259C1 2006
1979:3831401C1 2010
1979A:4061584C1 2007

2

23XX:3534156C1 2023
23XX:3534156C1 2025
254:3510243C1 2048
254F:3662108C1 2044
254M:3510243C1 2046
2000:3544688C1 2017
2000:3544688C1 2018
2000F:3544687C1 2013
2000F:3544687C1 2014
2000M:1661201C1 2016
2224:3833917C1 2020
2225:3834322C1 2021
2300:3535769C1 2026
2300_R:3535769C1 2028
2303F:1661196C1 2030
2303M:1661197C1 2031
2310:BLUNT_SL_VC 2032
2311:BLUNT_SL_VC 2033
2312:3533975C1 2034
2313:3533975C1 2036
2500F:3515763C1 2037

2500M:3515762C1 2039
2505:3811207C1 2043
2505M:3811181C1 2042
2600:2005835C1 2050
2600:2005836C1 2052

3

300:RING-M-8_0 2070
300A:RING-M-8_0 2054
310:RING-E-1-4_0 2074
320:RING-M-8_0 2126
330:RING-M-8_0 2129
344F:1661197C1 2134
345F:1661197C1 2135
3000F:1661201C1 2055
3000M:1661200C1 2057
3000M:1661200C1 2059
3000M:3538634C1 2061
3000M:3538634C1 2062
3000M:3538634C1 2063
3000M:3538634C1 2064
3000M:3538634C1 2065
3000M:3538634C1 2066
3000M:3538634C1 2067
3000M:3538634C1 2068
3002M:3767181C1 2069
3100F:1661201C1 2071
3100M:3767181C1 2072
3100M:3767181C1 2073
3112M:1671610C1 2075
3200F:1661201C1 2076
3200F:1661201C1 2079
3200F:1661201C1 2080

INDEX

3200F:1661201C1	2082	3209M:3709437C1	2125
3200F:1661201C1	2083	3210M:3820176C1	2127
3200F:1661201C1	2084	3211M:3709924C1	2128
3200M:1661200C1	2085	3400:1661259C1	2132
3200M:1661200C1	2087	3400L:1667305C1	2130
3200M:1661200C1	2088	3400R:1667305C1	2131
3201F:1667529C1	2089	3500:239808R1	2137
3201F:1667529C1	2090	3500B:239808R1	2136
3201M:3709437C1	2091	3501:239808R1	2139
3201M:3709437C1	2093	3501B:239808R1	2138
3201M:3709437C1	2095	3502:239808R1	2141
3202L:1661200C1	2096	3502B:239808R1	2140
3202L:1661200C1	2097	3503:239808R1	2143
3202L:1661200C1	2098	3503B:239808R1	2142
3202M:3820176C1	2099		
3202M:3820176C1	2100	4	
3202M:3820176C1	2101	400:3543733C1	2146
3202M:3820176C1	2102	400:RING-M-8_0	2145
3202M:3820176C1	2103	400A:RING-M-8_0	2144
3202R:1661200C1	2104	410:RING-E-1-4_0	2163
3203M:3709924C1	2105	420:RING-M-6_0	2164
3203M:3709924C1	2107	422F:3540756C1	2165
3203M:3709924C1	2109	430:RING-M-6_0	2168
3203M:3709924C1	2111	4021A:3536864C1	2149
3204M:1661200C1	2113	4021B:3536864C1	2150
3204M:1661200C1	2114	4022A:3554317C1	2151
3205F:1667529C1	2115	4022B:3554317C1	2152
3205F:1667529C1	2117	4060:6112506C1	2155
3205M:1667305C1	2118	4060A:3690369C1	2153
3206M:1667305C1	2120	4087:3553404C1	2159
3208F:1661201C1	2122	4087B:3553404C1	2157
3208F:1661201C1	2123	4101:1671610C1	2161
3208F:1661201C1	2124	4307:2015884C1	2166

INDEX

4308:2015884C1	2167
4320M:3517760C1	2169
4320M:3517760C1	2170
4410D:3572899C1	2172
4410D:3572899C1	2174
4410DF:3572900C1	2171
4410F:3572899C1	2175
4410F:3572899C1	2176
4410F:3572900C1	2177
4410H:3572899C1	2178
4410H:3572899C1	2179
4411:3517760C1	2190
4411:3517760C1	2191
4411:3517760C1	2192
4411DM:3572899C1	2181
4411F:3517759C1	2182
4411F:3517759C1	2183
4411F:3517759C1	2184
4411F:3517759C1	2185
4411M1:3517760C1	2186
4411M2:3517760C1	2187
4411M4:3517760C1	2188
4411N:3517759C1	2189
4412F:3517759C1	2193
4412M:3517760C1	2194
4412M:3517760C1	2195
4413F1:3517759C1	2196
4413F2:3517759C1	2198
4413F3:3517759C1	2199
4413F:3517759C1	2200
4414:3517760C1	2201
4450AM:2039311C91	2202
4450BF:2039312C91	2204

4450BM:1686834C1	2206
4460AM:1686834C1	2208
4460BF:3553961C1	2209
4460BM:2039311C91	2210
4500:1661375C2	2212
4800:373756C2	2215
4952:3678796C1	2216

5

500:1667732C1	2217
500:1667732C1	2219
5010:3538634C1	2220
5899:3522068C1	2222

6

670A:3573078C1	2292
674:6114576C1	2301
674:6114576C1	2302
674:6114577C1	2305
674:6114577C1	2306
675:3854665C91	2310
676:3854666C91	2311
677:3854645C91	2312
678:3991593C1	2313
679:3765646C91	2314
680:3993814C1	2318
681:3683465C1	2319
690:3765646C91	2322
690:3765646C92	2325
691:3714731C1	2327
6000 (J2):3945694C1	2223
6000 (J2):3945694C1	2234
6018:3952655C1	2250

INDEX

6049:3866817C1	2251
6049_A:3866817C1	2253
6049_B:3866817C1	2254
6049_C:3866817C1	2255
6049_C:3866817C1	2256
6051:3866817C1	2257
6051_B:3866817C1	2258
6051_B:3866817C1	2259
6051_C:3866817C1	2260
6060:1667639C1	2261
6061:2036584C1	2262
6063:2036583C1	2263
6064:PAS2(A,B)	2264
6065:3602747C1	2265
6066:3537133C1	2266
6067:365682C2	2267
6068:1661747C91	2268
6069:3867524C1	2269
6070:1667639C1	2270
6071:598839C1	2271
6100D:RING-M-8_0	2272
6100H:RING-M-8_0	2273
6101H:RING-M-6_0	2274
6200:1671610C1	2275
6201:3662921C1	2276
6202:3590299C1	2277
6301:RING-E-1-2_0	2278
6304A:3863609C1	2279
6305:RING-E-1-2_0	2280
6305:RING-M-12_0	2282
6306:RING-M-6_0	2283
6316M:2036583C1	2284
6332:1669834C1	2286

6332M:1664531C1	2285
6335:RING-M-12_0	2287
6401:3662425C1	2288
6566:6113338C1	2289
6567:6113341C1	2290
6702:3543729C1	2294
6704:3551896C1	2297
6704B:3551896C1	2295
6715:3626435C1	2299
6715:3924162C1	2300
6900:1661198C1	2320
6900:1661199C1	2321

7

71:1677851C1	2350
7105:3599542C1	2330
7105A:3599542C1	2328
7112:3539778C1	2331
7112:3854645C91	2334
7113A:3866308C1	2335
7113B:3866308C1	2336
7113D:3866308C1	2337
7113E:3866308C1	2338
7113J:3590390C1	2339
7150:3605713C1	2340
7151:3605713C1	2341
7208M:3525874C1	2352
7500:3605713C1	2356
7500M:1661778C1	2354
7500W:1661778C1	2355
7601:3662425C1	2358
7801A:3683465C1	2359
7801B/7801M:3683465C1	2360

7803:3950690C1	2361
7900:3540756C1	2365
7900F:4064551C1	2362
7900M:4064552C1	2364

8

8000:1677851C1	2366
8001:1677851C1	2368
8102:2039311C91	2370
8200:587567C91	2374
8200A:6131286C1	2372
8200C:6131286C1	2373
8201:587567C91	2376
8201A:6131286C1	2375
8500:6114576C1	2377
8506A:6111844C1	2379
8507A:6111844C1	2380
8508A:3919376C1	2381
8509A:3919376C1	2382
8600:587566C91	2386
8600:3573078C1	2383
8600:3573078C1	2384
8801:3551896C1	2387
8805:3551896C1	2389
8881:3553404C1	2392
8883:1661200C1	2393
8884A:6099041C1	2394
8884D:3602454C1	2395
8884G:3602454C1	2396
8903:6111813C1	2397
8903:6111813C1	2398
8998:3553404C1	2399

9

9001:1671610C1	2400
9002:1671610C1	2401
9003:1671610C1	2403
9003A:1671610C1	2402
9100:1661778C1	2405
9100A:1661778C1	2404
9101:1661778C1	2406
9108B:587567C91	2407
9108C:587567C91	2408
9260:1667733C1	2409
9260:1667733C1	2410
9262F:1669834C1	2411
9262M:1664531C1	2412
9264F:1669834C1	2413
9264M:1664531C1	2414
9265:3512967C1	2415
9280:3525613C1	2416
9300:3626436C1	2417
9300:3756499C1	2420
9303:1661375C2	2426
9303A:1661375C2	2421
9303A:1661375C2	2424
9502:1686834C1	2429
9504:1686834C1	2430
9505:6111844C1	2431
9510B:1678137C1	2432
9510H:1667740C1	2433
9510M:1667741C1	2434
9512:3678796C1	2435
9514F:3601685C1	2436
9516:6111844C1	2437
9517:6111844C1	2438

INDEX

9518:3919376C1	2439	9767:1661778C1	2495
9519:3919376C1	2440	9771:3710088C1	2496
9540:1669834C1	2441	9775F:1667740C1	2497
9540:3537133C1	2442	9775F:1667740C1	2499
9540:3537133C1	2443	9781M:1667733C1	2501
9540:3700151C1	2444	9800:3558022C1	2502
9550:3700151C1	2445	9800:3558022C1	2516
9715:1667733C1	2450	9800:3558026C1	2517
9715:1667733C1	2452	9800:3558026C1	2530
9715F1:1667732C1	2446	9801:587567C91	2535
9715F:1667732C1	2448	9801C:587567C91	2531
9716:1667732C1	2458	9801D:587567C91	2532
9716:1667732C1	2460	9801E:587567C91	2533
9716M1:1667733C1	2454	9801F:587567C91	2534
9716M:1667733C1	2456	9803A:1671610C1	2536
9717:3700151C1	2466	9803B:1671610C1	2537
9717B:3710088C1	2462	9803C:1671610C1	2538
9717D:2034790C1	2463	9803D:1671610C1	2539
9717F1:3537133C1	2464	9811:3536864C1	2540
9718:1661778C1	2467	9812:3536864C1	2541
9719:3543888C1	2469	9814:587567C91	2543
9719:3543888C1	2471	9814A:3593684C91	2542
9720:3543888C1	2474	9815:587567C91	2545
9720A:3543888C1	2472	9815A:3593684C91	2544
9724:BLUNT_SL_VC	2478	9830:1678137C1	2546
9724A:BLUNT_SL_VC	2476	9832:1678137C1	2548
9736:1661375C2	2482	9865M:1667741C1	2549
9740:1661375C2	2490	9865M:1667741C1	2551
9740C:1661375C2	2484	9900A:1673790C1	2553
9740D:1661375C2	2486	9900C:1673790C1	2554
9740E:1661375C2	2488	9900D:1673790C1	2555
9766:1661778C1	2492	9900E:1673790C1	2556
9766:3543888C1	2493	9900G:1673790C1	2557

INDEX

9900H:1673790C1	2558
9900J:1673790C1	2559
9911:6111844C1	2560
9915:3539777C1	2561
9934:3863609C1	2562
9935:365680C2	2563
9936:1667639C1	2564
9937:3581768C1	2565
9938:3710089C1	2566
9939:3710089C1	2567
9940:3549254C1	2568